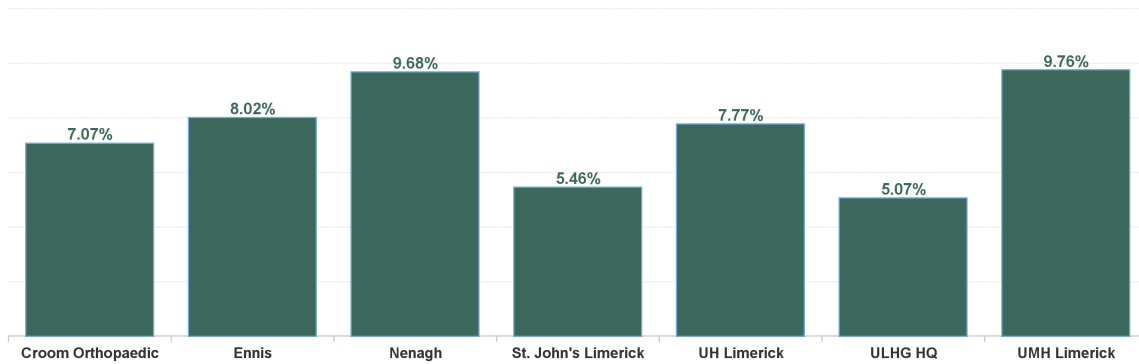


July 2024

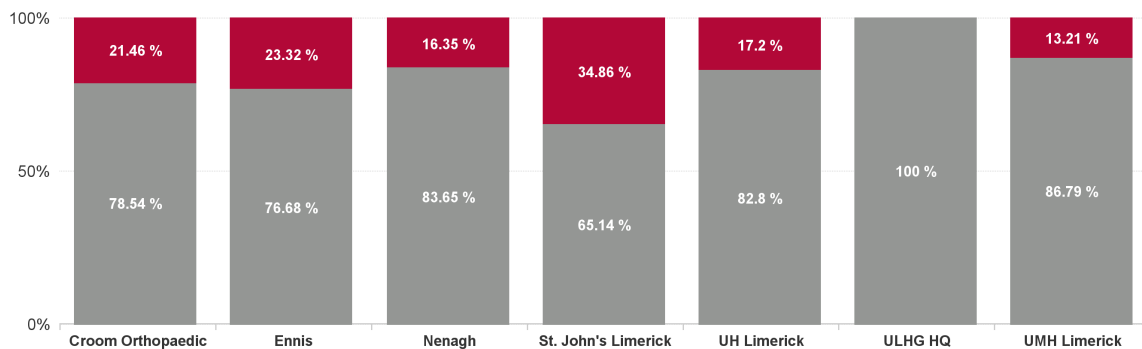
| Health Service Absence Rate - by Staff Category: Jul 2024 | Certified absence | Self-certified absence | Non Covid-19 absence | Covid-19 absence | Total absence rate | % Non Covid-19 absence | % Covid-19 absence |
|---|-------------------|------------------------|----------------------|------------------|--------------------|------------------------|--------------------|
| University of Limerick Hospital Gr | 5.71% | 0.66% | 6.38% | 1.42% | 7.80% | 81.75% | 18.25% |
| Medical & Dental | 1.00% | 0.27% | 1.27% | 0.11% | 1.38% | 91.73% | 8.27% |
| Nursing & Midwifery | 5.86% | 0.81% | 6.67% | 1.57% | 8.25% | 80.91% | 19.09% |
| Health & Social Care Professionals | 3.80% | 0.60% | 4.40% | 1.20% | 5.59% | 78.62% | 21.38% |
| Management & Administrative | 6.67% | 0.40% | 7.07% | 1.28% | 8.35% | 84.68% | 15.32% |
| General Support | 8.41% | 0.78% | 9.19% | 2.67% | 11.86% | 77.46% | 22.54% |
| Patient & Client Care | 8.54% | 0.98% | 9.52% | 1.38% | 10.90% | 87.33% | 12.67% |

| Health Service Absence Rate - by Care Group: Jul 2024 | Certified absence | Self-certified absence | Non Covid-19 absence | Covid-19 absence | Total absence rate | % Non Covid-19 absence | % Covid-19 absence |
|---|-------------------|------------------------|----------------------|------------------|--------------------|------------------------|--------------------|
| University of Limerick Hospital Gr | 5.71% | 0.66% | 6.38% | 1.42% | 7.80% | 81.75% | 18.25% |
| Croom Orthopaedic | 4.84% | 0.71% | 5.55% | 1.52% | 7.07% | 78.54% | 21.46% |
| Ennis | 5.52% | 0.63% | 6.15% | 1.87% | 8.02% | 76.68% | 23.32% |
| Nenagh | 7.34% | 0.76% | 8.10% | 1.58% | 9.68% | 83.65% | 16.35% |
| St. John's Limerick | 3.11% | 0.44% | 3.56% | 1.90% | 5.46% | 65.14% | 34.86% |
| UH Limerick | 5.75% | 0.69% | 6.44% | 1.34% | 7.77% | 82.80% | 17.20% |
| ULHG HQ | 5.07% | 0.00% | 5.07% | 0.00% | 5.07% | 100.00% | 0.00% |
| UMH Limerick | 7.82% | 0.65% | 8.47% | 1.29% | 9.76% | 86.79% | 13.21% |

Total Absence Rate



% of Absence Non Covid-19 / Covid-19



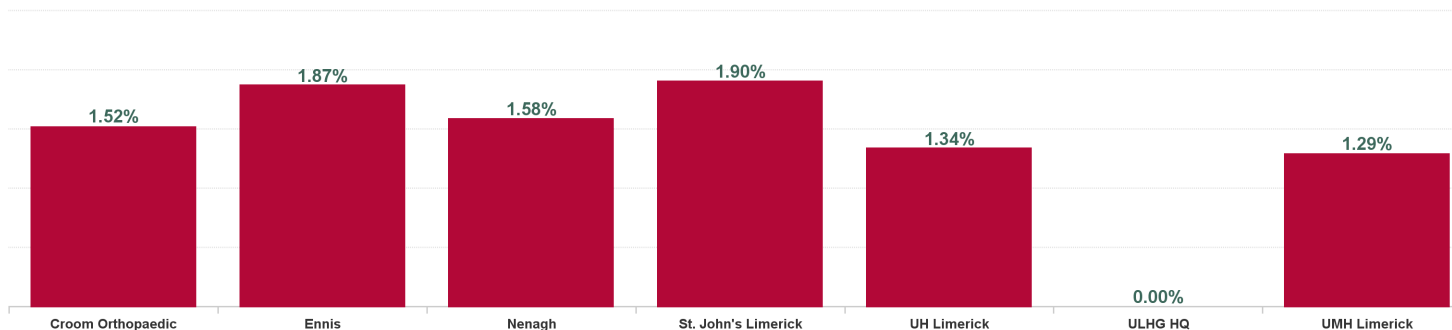
July 2024

| Health Service Absence Rate - by Hospital : Jul 2024 | Certified absence | Self-certified absence | Non Covid-19 absence | Covid-19 absence | Total absence rate | Medical & Dental | Nursing & Midwifery | Health & Social Care Professionals | Management & Administrative | General Support | Patient & Client Care |
|--|-------------------|------------------------|----------------------|------------------|--------------------|------------------|---------------------|------------------------------------|-----------------------------|-----------------|-----------------------|
| University of Limerick Hospital Group | 5.71% | 0.66% | 6.38% | 1.42% | 7.80% | 1.38% | 8.25% | 5.59% | 8.35% | 11.86% | 10.90% |
| Croom Orthopaedic | 4.84% | 0.71% | 5.55% | 1.52% | 7.07% | 0.17% | 8.38% | 0.60% | 8.32% | 8.57% | 7.25% |
| Ennis | 5.52% | 0.63% | 6.15% | 1.87% | 8.02% | 2.90% | 7.88% | 5.60% | 9.61% | 9.80% | 10.87% |
| Nenagh | 7.34% | 0.76% | 8.10% | 1.58% | 9.68% | 2.78% | 8.71% | 9.88% | 11.09% | 12.20% | 11.90% |
| St. John's Limerick | 3.11% | 0.44% | 3.56% | 1.90% | 5.46% | 0.77% | 5.62% | 1.89% | 3.73% | 16.32% | 2.58% |
| UH Limerick | 5.75% | 0.69% | 6.44% | 1.34% | 7.77% | 1.36% | 8.75% | 5.72% | 9.03% | 10.29% | 12.53% |
| ULHG HQ | 5.07% | 0.00% | 5.07% | 0.00% | 5.07% | | 0.00% | | 5.34% | | |
| UMH Limerick | 7.82% | 0.65% | 8.47% | 1.29% | 9.76% | 1.50% | 7.11% | 15.67% | 7.14% | 26.40% | 16.67% |

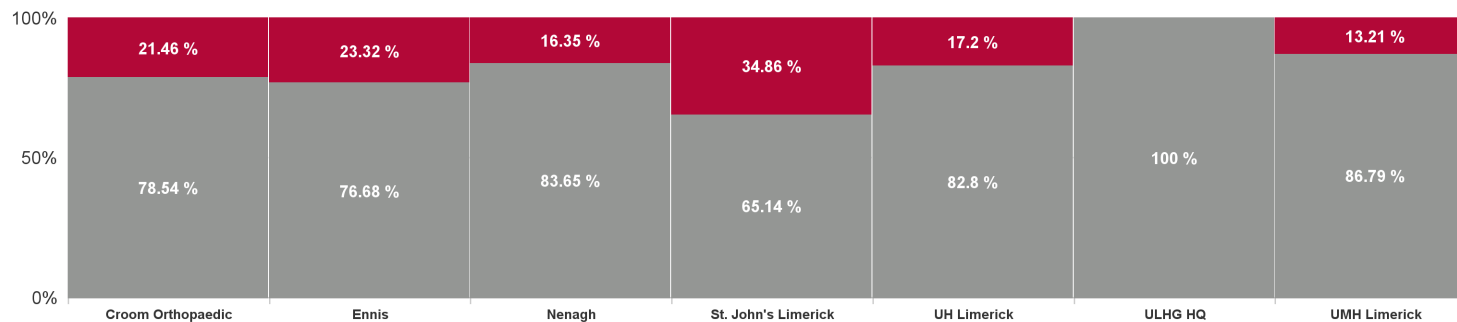
July 2024

| Health Service Absence Rate - by Staff Category & Hospital: Jul 2024 | Non Covid-19 absence | Covid-19 absence | Total absence rate | Medical & Dental | Nursing & Midwifery | Health & Social Care Professionals | Management & Administrative | General Support | Patient & Client Care |
|--|----------------------|------------------|--------------------|------------------|---------------------|------------------------------------|-----------------------------|-----------------|-----------------------|
| University of Limerick Hospital Group | 6.38% | 1.42% | 1.42% | 0.11% | 1.57% | 1.20% | 1.28% | 2.67% | 1.38% |
| Croom Orthopaedic | 5.55% | 1.52% | 7.07% | 0.00% | 1.65% | 0.00% | 1.56% | 1.59% | 2.08% |
| Ennis | 6.15% | 1.87% | 8.02% | 0.82% | 3.09% | 1.86% | 2.20% | 0.13% | 0.00% |
| Nenagh | 8.10% | 1.58% | 9.68% | 0.00% | 1.26% | 5.21% | 1.49% | 2.64% | 0.91% |
| St. John's Limerick | 3.56% | 1.90% | 5.46% | 0.00% | 1.58% | 0.00% | 0.00% | 9.58% | 1.11% |
| UH Limerick | 6.44% | 1.34% | 7.77% | 0.09% | 1.52% | 1.00% | 1.47% | 2.32% | 1.49% |
| ULHG HQ | 5.07% | 0.00% | 5.07% | | 0.00% | | 0.00% | | |
| UMH Limerick | 8.47% | 1.29% | 9.76% | 0.28% | 1.28% | 13.43% | 0.90% | 2.32% | 0.98% |

Total COVID Absence Rate



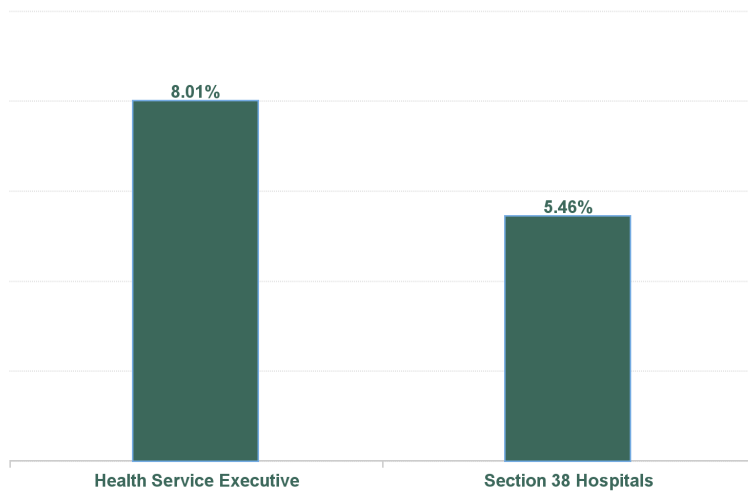
% of Absence Non Covid-19 / Covid-19



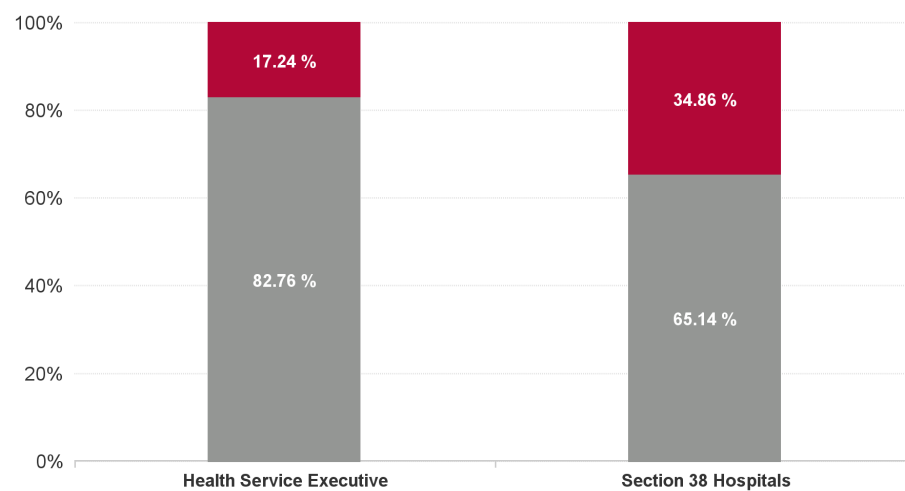
July 2024

| Health Service Absence Rate - by Admin : Jul 2024 | Certified absence | Self-certified absence | Non Covid-19 absence | Covid-19 absence | Total absence rate | Medical & Dental | Nursing & Midwifery | Health & Social Care Professionals | Management & Administrative | General Support | Patient & Client Care |
|---|-------------------|------------------------|----------------------|------------------|--------------------|------------------|---------------------|------------------------------------|-----------------------------|-----------------|-----------------------|
| University of Limerick Hospital Group | 5.71% | 0.66% | 6.38% | 1.42% | 7.80% | 1.38% | 8.25% | 5.59% | 8.35% | 11.86% | 10.90% |
| Croom Orthopaedic | 4.84% | 0.71% | 5.55% | 1.52% | 7.07% | 0.17% | 8.38% | 0.60% | 8.32% | 8.57% | 7.25% |
| Ennis | 5.52% | 0.63% | 6.15% | 1.87% | 8.02% | 2.90% | 7.88% | 5.60% | 9.61% | 9.80% | 10.87% |
| Nenagh | 7.34% | 0.76% | 8.10% | 1.58% | 9.68% | 2.78% | 8.71% | 9.88% | 11.09% | 12.20% | 11.90% |
| UH Limerick | 5.75% | 0.69% | 6.44% | 1.34% | 7.77% | 1.36% | 8.75% | 5.72% | 9.03% | 10.29% | 12.53% |
| ULHG HQ | 5.07% | 0.00% | 5.07% | 0.00% | 5.07% | | 0.00% | | 5.34% | | |
| UMH Limerick | 7.82% | 0.65% | 8.47% | 1.29% | 9.76% | 1.50% | 7.11% | 15.67% | 7.14% | 26.40% | 16.67% |
| Health Service Executive | 5.95% | 0.68% | 6.63% | 1.38% | 8.01% | 1.41% | 8.49% | 5.87% | 8.92% | 11.53% | 11.85% |
| St. John's Limerick | 3.11% | 0.44% | 3.56% | 1.90% | 5.46% | 0.77% | 5.62% | 1.89% | 3.73% | 16.32% | 2.58% |
| Section 38 Hospitals | 3.11% | 0.44% | 3.56% | 1.90% | 5.46% | 0.77% | 5.62% | 1.89% | 3.73% | 16.32% | 2.58% |

Total Absence Rate



Non Covid-19 & Covid-19 Absence



| Health Service Absence Rate - by Staff Category: Jul 2024 | Certified absence | Self-certified absence | Non Covid-19 absence | Covid-19 absence | Total absence rate | % Non Covid-19 absence | % Covid-19 absence |
|---|-------------------|------------------------|----------------------|------------------|--------------------|------------------------|--------------------|
| Croom Orthopaedic | 4.84% | 0.71% | 5.55% | 1.52% | 7.07% | 78.54% | 21.46% |
| Medical & Dental | 0.00% | 0.17% | 0.17% | 0.00% | 0.17% | 100.00% | |
| Nursing & Midwifery | 5.91% | 0.83% | 6.73% | 1.65% | 8.38% | 80.31% | 19.69% |
| Health & Social Care Professionals | 0.00% | 0.60% | 0.60% | 0.00% | 0.60% | 100.00% | |
| Management & Administrative | 6.19% | 0.58% | 6.76% | 1.56% | 8.32% | 81.26% | 18.74% |
| General Support | 6.66% | 0.32% | 6.98% | 1.59% | 8.57% | 81.50% | 18.50% |
| Patient & Client Care | 4.11% | 1.05% | 5.17% | 2.08% | 7.25% | 71.28% | 28.72% |

| Health Service Absence Rate - by Staff Category: Jul 2024 | Certified absence | Self-certified absence | Non Covid-19 absence | Covid-19 absence | Total absence rate | % Non Covid-19 absence | % Covid-19 absence |
|---|-------------------|------------------------|----------------------|------------------|--------------------|------------------------|--------------------|
| Ennis | 5.52% | 0.63% | 6.15% | 1.87% | 8.02% | 76.68% | 23.32% |
| Medical & Dental | 0.63% | 1.45% | 2.08% | 0.82% | 2.90% | 71.82% | 28.18% |
| Nursing & Midwifery | 4.23% | 0.57% | 4.79% | 3.09% | 7.88% | 60.79% | 39.21% |
| Health & Social Care Professionals | 3.31% | 0.43% | 3.74% | 1.86% | 5.60% | 66.75% | 33.25% |
| Management & Administrative | 6.86% | 0.54% | 7.41% | 2.20% | 9.61% | 77.08% | 22.92% |
| General Support | 9.32% | 0.34% | 9.66% | 0.13% | 9.80% | 98.62% | 1.38% |
| Patient & Client Care | 9.80% | 1.07% | 10.87% | 0.00% | 10.87% | 100.00% | |

| Health Service Absence Rate - by Staff Category: Jul 2024 | Certified absence | Self-certified absence | Non Covid-19 absence | Covid-19 absence | Total absence rate | % Non Covid-19 absence | % Covid-19 absence |
|---|-------------------|------------------------|----------------------|------------------|--------------------|------------------------|--------------------|
| Nenagh | 7.34% | 0.76% | 8.10% | 1.58% | 9.68% | 83.65% | 16.35% |
| Medical & Dental | 1.65% | 1.14% | 2.78% | 0.00% | 2.78% | 100.00% | |
| Nursing & Midwifery | 6.85% | 0.61% | 7.46% | 1.26% | 8.71% | 85.58% | 14.42% |
| Health & Social Care Professionals | 3.84% | 0.84% | 4.68% | 5.21% | 9.88% | 47.31% | 52.69% |
| Management & Administrative | 9.18% | 0.42% | 9.60% | 1.49% | 11.09% | 86.57% | 13.43% |
| General Support | 8.82% | 0.74% | 9.56% | 2.64% | 12.20% | 78.35% | 21.65% |
| Patient & Client Care | 9.78% | 1.21% | 10.99% | 0.91% | 11.90% | 92.32% | 7.68% |

| Health Service Absence Rate - by Staff Category: Jul 2024 | Certified absence | Self-certified absence | Non Covid-19 absence | Covid-19 absence | Total absence rate | % Non Covid-19 absence | % Covid-19 absence |
|---|-------------------|------------------------|----------------------|------------------|--------------------|------------------------|--------------------|
| St. John's Limerick | 3.11% | 0.44% | 3.56% | 1.90% | 5.46% | 65.14% | 34.86% |
| Medical & Dental | 0.67% | 0.10% | 0.77% | 0.00% | 0.77% | 100.00% | |
| Nursing & Midwifery | 3.59% | 0.45% | 4.04% | 1.58% | 5.62% | 71.90% | 28.10% |
| Health & Social Care Professionals | 1.68% | 0.21% | 1.89% | 0.00% | 1.89% | 100.00% | |
| Management & Administrative | 3.31% | 0.41% | 3.73% | 0.00% | 3.73% | 100.00% | |
| General Support | 6.22% | 0.52% | 6.74% | 9.58% | 16.32% | 41.31% | 58.69% |
| Patient & Client Care | 0.66% | 0.81% | 1.48% | 1.11% | 2.58% | 57.14% | 42.86% |

| Health Service Absence Rate - by Staff Category: Jul 2024 | Certified absence | Self-certified absence | Non Covid-19 absence | Covid-19 absence | Total absence rate | % Non Covid-19 absence | % Covid-19 absence |
|---|-------------------|------------------------|----------------------|------------------|--------------------|------------------------|--------------------|
| UH Limerick | 5.75% | 0.69% | 6.44% | 1.34% | 7.77% | 82.80% | 17.20% |
| Medical & Dental | 1.09% | 0.18% | 1.27% | 0.09% | 1.36% | 93.51% | 6.49% |
| Nursing & Midwifery | 6.31% | 0.92% | 7.23% | 1.52% | 8.75% | 82.59% | 17.41% |
| Health & Social Care Professionals | 4.11% | 0.62% | 4.73% | 1.00% | 5.72% | 82.60% | 17.40% |
| Management & Administrative | 7.15% | 0.41% | 7.56% | 1.47% | 9.03% | 83.71% | 16.29% |
| General Support | 7.07% | 0.89% | 7.96% | 2.32% | 10.29% | 77.43% | 22.57% |
| Patient & Client Care | 10.11% | 0.94% | 11.04% | 1.49% | 12.53% | 88.11% | 11.89% |

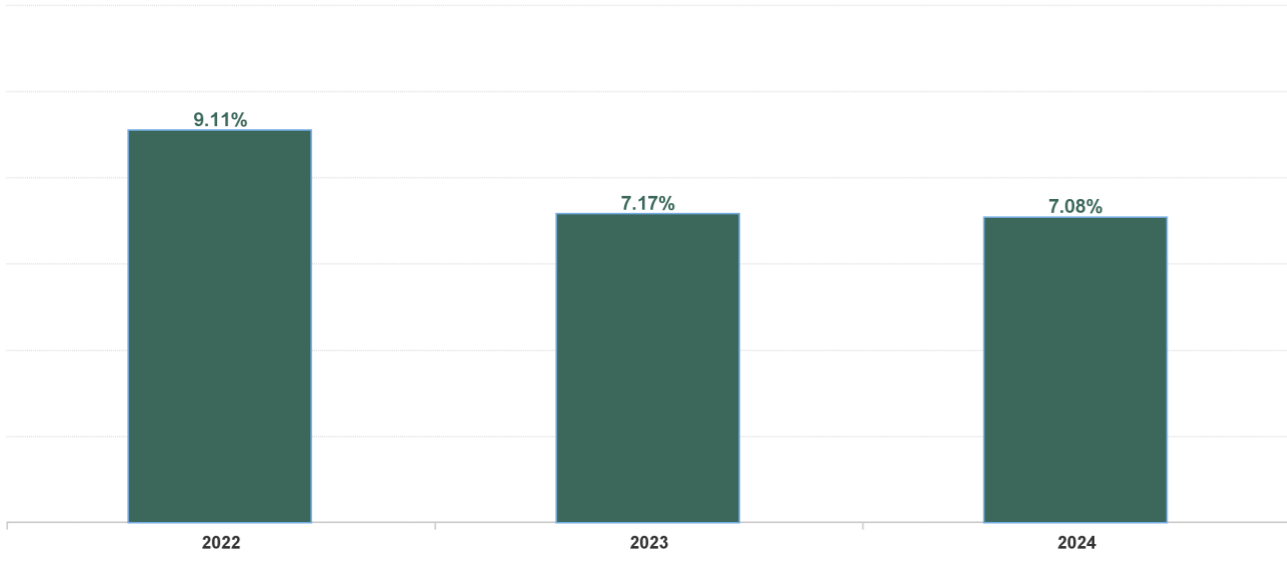
| Health Service Absence Rate - by Staff Category: Jul 2024 | Certified absence | Self-certified absence | Non Covid-19 absence | Covid-19 absence | Total absence rate | % Non Covid-19 absence | % Covid-19 absence |
|---|-------------------|------------------------|----------------------|------------------|--------------------|------------------------|--------------------|
| ULHG HQ | 5.07% | 0.00% | 5.07% | 0.00% | 5.07% | 100.00% | |
| Medical & Dental | | | | | | | |
| Nursing & Midwifery | 0.00% | 0.00% | 0.00% | 0.00% | 0.00% | | |
| Health & Social Care Professionals | | | | | | | |
| Management & Administrative | 5.34% | 0.00% | 5.34% | 0.00% | 5.34% | 100.00% | |
| General Support | | | | | | | |
| Patient & Client Care | | | | | | | |

| Health Service Absence Rate - by Staff Category: Jul 2024 | Certified absence | Self-certified absence | Non Covid-19 absence | Covid-19 absence | Total absence rate | % Non Covid-19 absence | % Covid-19 absence |
|--|--------------------------|-------------------------------|-----------------------------|-------------------------|---------------------------|-------------------------------|---------------------------|
| UMH Limerick | 7.82% | 0.65% | 8.47% | 1.29% | 9.76% | 86.79% | 13.21% |
| Medical & Dental | 0.74% | 0.48% | 1.22% | 0.28% | 1.50% | 81.60% | 18.40% |
| Nursing & Midwifery | 5.12% | 0.71% | 5.83% | 1.28% | 7.11% | 81.99% | 18.01% |
| Health & Social Care Professionals | 0.00% | 2.24% | 2.24% | 13.43% | 15.67% | 14.29% | 85.71% |
| Management & Administrative | 6.06% | 0.18% | 6.23% | 0.90% | 7.14% | 87.33% | 12.67% |
| General Support | 23.45% | 0.63% | 24.08% | 2.32% | 26.40% | 91.19% | 8.81% |
| Patient & Client Care | 14.63% | 1.06% | 15.69% | 0.98% | 16.67% | 94.13% | 5.87% |

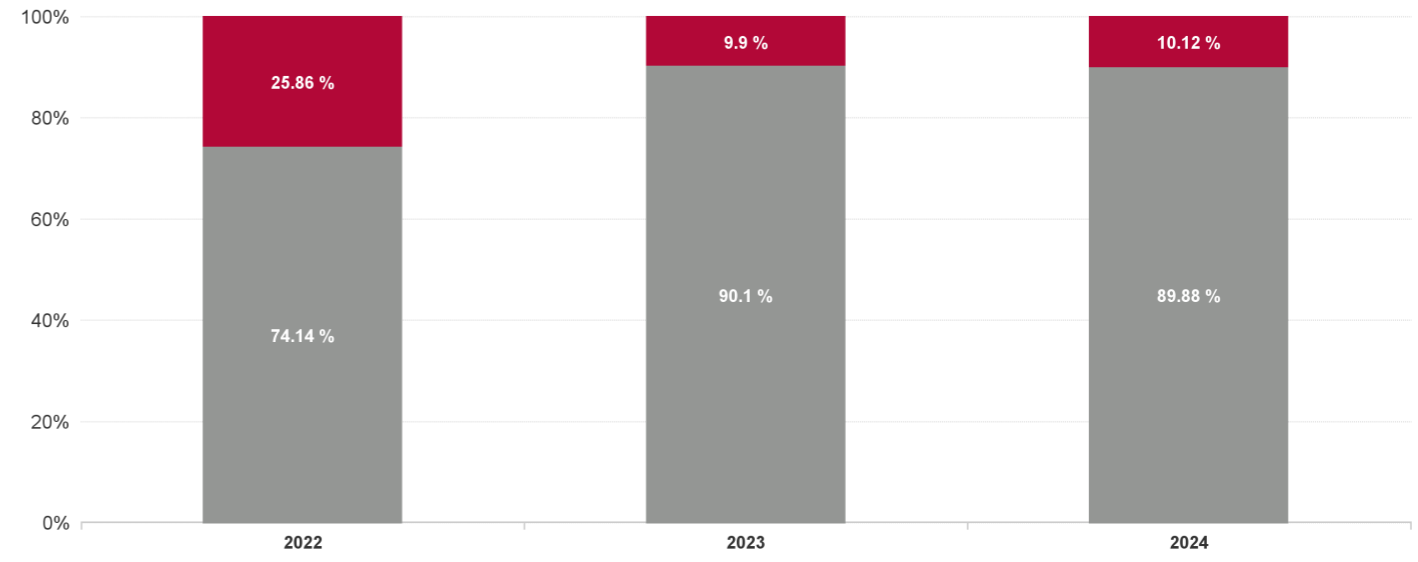
| Year / Month | Certified absence | Self-certified absence | Non Covid-19 absence | Covid-19 absence | Total absence rate | Medical & Dental | Nursing & Midwifery | Health & Social Care Professionals | Management & Administrative | General Support | Patient & Client Care |
|--------------|-------------------|------------------------|----------------------|------------------|--------------------|------------------|---------------------|------------------------------------|-----------------------------|-----------------|-----------------------|
| Jul 2024 | 5.71% | 0.66% | 6.38% | 1.42% | 7.80% | 1.38% | 8.25% | 5.59% | 8.35% | 11.86% | 10.90% |
| Jun 2024 | 5.86% | 0.65% | 6.51% | 1.15% | 7.66% | 1.14% | 7.87% | 5.90% | 7.23% | 12.00% | 10.80% |
| May 2024 | 5.62% | 0.68% | 6.30% | 0.45% | 6.75% | 1.44% | 7.12% | 5.15% | 6.48% | 10.26% | 9.12% |
| Apr 2024 | 5.57% | 0.68% | 6.25% | 0.34% | 6.59% | 1.28% | 7.02% | 4.58% | 5.73% | 10.74% | 9.03% |
| Mar 2024 | 5.67% | 0.73% | 6.40% | 0.40% | 6.80% | 1.53% | 7.14% | 4.17% | 5.75% | 11.21% | 9.63% |
| Feb 2024 | 5.46% | 0.76% | 6.22% | 0.47% | 6.69% | 1.49% | 7.33% | 4.06% | 5.76% | 10.53% | 9.34% |
| Jan 2024 | 5.77% | 0.75% | 6.51% | 0.77% | 7.29% | 1.21% | 7.66% | 5.74% | 6.54% | 11.55% | 10.49% |
| 2024 | 5.67% | 0.70% | 6.37% | 0.72% | 7.08% | 1.36% | 7.49% | 5.03% | 6.56% | 11.16% | 9.90% |
| Dec 2023 | 6.24% | 0.84% | 7.09% | 0.62% | 7.70% | 1.04% | 8.32% | 6.20% | 7.53% | 10.53% | 10.89% |
| Nov 2023 | 5.52% | 0.70% | 6.22% | 0.59% | 6.81% | 1.41% | 7.38% | 4.63% | 6.86% | 10.11% | 9.19% |
| Oct 2023 | 5.78% | 0.76% | 6.54% | 0.85% | 7.39% | 1.51% | 8.14% | 5.38% | 7.17% | 10.91% | 9.65% |
| Sep 2023 | 5.90% | 0.65% | 6.55% | 1.02% | 7.57% | 1.63% | 8.35% | 4.90% | 6.93% | 11.50% | 10.59% |
| Aug 2023 | 6.06% | 0.68% | 6.73% | 1.14% | 7.88% | 1.83% | 9.42% | 4.93% | 5.80% | 11.54% | 11.07% |
| Jul 2023 | 5.56% | 0.62% | 6.18% | 0.51% | 6.69% | 1.65% | 7.78% | 4.20% | 4.71% | 9.90% | 9.18% |
| Jun 2023 | 5.41% | 0.55% | 5.95% | 0.50% | 6.46% | 1.41% | 7.84% | 3.86% | 4.13% | 9.20% | 9.17% |
| May 2023 | 5.77% | 0.59% | 6.36% | 0.56% | 6.91% | 1.28% | 8.72% | 4.18% | 5.26% | 8.83% | 9.33% |
| Apr 2023 | 5.89% | 0.71% | 6.60% | 0.72% | 7.32% | 1.99% | 8.94% | 4.47% | 4.92% | 8.38% | 11.93% |
| Mar 2023 | 5.59% | 0.77% | 6.37% | 0.70% | 7.07% | 1.54% | 8.38% | 5.90% | 4.45% | 9.69% | 10.84% |
| Feb 2023 | 5.26% | 0.72% | 5.98% | 0.51% | 6.49% | 1.27% | 7.52% | 6.29% | 4.15% | 9.16% | 9.03% |
| Jan 2023 | 6.24% | 0.72% | 6.96% | 0.77% | 7.73% | 1.22% | 8.94% | 6.79% | 6.11% | 9.92% | 11.44% |
| 2023 | 5.77% | 0.69% | 6.46% | 0.71% | 7.17% | 1.49% | 8.32% | 5.15% | 5.69% | 9.97% | 10.18% |
| Dec 2022 | 6.98% | 1.06% | 8.04% | 1.33% | 9.37% | 2.04% | 10.19% | 9.30% | 8.44% | 11.88% | 13.01% |
| Nov 2022 | 5.65% | 0.67% | 6.32% | 0.88% | 7.20% | 1.74% | 8.18% | 5.48% | 5.54% | 9.06% | 12.17% |
| Oct 2022 | 6.13% | 0.66% | 6.79% | 0.82% | 7.61% | 2.24% | 8.21% | 6.15% | 6.60% | 10.37% | 10.60% |
| Sep 2022 | 6.07% | 0.69% | 6.76% | 1.10% | 7.86% | 1.08% | 9.10% | 6.06% | 6.25% | 11.13% | 10.61% |
| Aug 2022 | 6.40% | 0.63% | 7.03% | 1.10% | 8.13% | 1.70% | 9.23% | 6.16% | 6.42% | 10.80% | 12.51% |
| Jul 2022 | 6.35% | 0.68% | 7.03% | 2.30% | 9.33% | 2.55% | 10.10% | 8.39% | 7.24% | 11.57% | 15.51% |
| Jun 2022 | 5.79% | 0.63% | 6.42% | 2.30% | 8.72% | 3.24% | 9.73% | 8.11% | 6.17% | 10.66% | 13.74% |
| May 2022 | 5.54% | 0.81% | 6.35% | 1.25% | 7.61% | 1.30% | 8.09% | 7.93% | 5.99% | 10.58% | 11.92% |
| Apr 2022 | 6.20% | 0.68% | 6.89% | 2.45% | 9.34% | 1.96% | 10.24% | 7.77% | 7.73% | 12.20% | 13.87% |
| Mar 2022 | 6.44% | 0.72% | 7.16% | 4.59% | 11.75% | 3.85% | 13.49% | 10.92% | 10.72% | 14.18% | 13.40% |
| Feb 2022 | 5.79% | 0.56% | 6.36% | 3.78% | 10.13% | 3.56% | 11.61% | 7.84% | 8.55% | 13.78% | 11.49% |
| Jan 2022 | 5.39% | 0.51% | 5.90% | 6.35% | 12.25% | 3.42% | 13.53% | 9.22% | 9.90% | 17.13% | 16.40% |
| 2022 | 6.06% | 0.69% | 6.75% | 2.36% | 9.11% | 2.38% | 10.15% | 7.79% | 7.46% | 11.92% | 12.94% |
| Dec 2021 | 5.62% | 0.59% | 6.20% | 3.23% | 9.43% | 1.91% | 10.01% | 7.16% | 9.05% | 13.34% | 12.76% |
| Nov 2021 | 6.83% | 1.01% | 7.84% | 1.92% | 9.76% | 1.62% | 10.97% | 6.60% | 9.06% | 13.67% | 14.11% |
| Oct 2021 | 6.16% | 0.69% | 6.86% | 1.68% | 8.54% | 1.69% | 9.17% | 6.14% | 5.72% | 12.86% | 14.35% |
| Sep 2021 | 5.88% | 0.61% | 6.49% | 1.17% | 7.66% | 1.75% | 8.53% | 5.08% | 5.08% | 11.65% | 12.77% |
| Aug 2021 | 5.73% | 0.66% | 6.38% | 1.11% | 7.49% | 1.11% | 8.76% | 4.11% | 4.90% | 11.72% | 10.88% |
| Jul 2021 | 5.11% | 0.59% | 5.70% | 0.74% | 6.43% | 1.28% | 6.85% | 3.72% | 4.45% | 10.97% | 9.58% |
| Jun 2021 | 4.80% | 0.46% | 5.26% | 0.67% | 5.93% | 1.34% | 6.55% | 3.06% | 4.72% | 9.23% | 9.02% |
| May 2021 | 3.93% | 0.41% | 4.34% | 0.54% | 4.88% | 0.70% | 5.26% | 2.55% | 4.64% | 8.34% | 5.68% |
| Apr 2021 | 4.37% | 0.46% | 4.83% | 0.82% | 5.65% | 0.80% | 6.36% | 1.99% | 5.92% | 8.60% | 7.27% |
| Mar 2021 | 4.66% | 0.43% | 5.08% | 1.39% | 6.48% | 0.48% | 7.91% | 2.33% | 5.10% | 9.77% | 9.43% |
| Feb 2021 | 5.56% | 0.66% | 6.22% | 3.20% | 9.42% | 1.68% | 11.93% | 4.16% | 6.58% | 12.23% | 14.83% |
| Jan 2021 | 5.30% | 0.37% | 5.66% | 8.45% | 14.12% | 6.22% | 17.87% | 6.88% | 9.28% | 15.38% | 19.95% |
| 2021 | 5.35% | 0.58% | 5.93% | 2.07% | 8.00% | 1.71% | 9.19% | 4.50% | 6.24% | 11.53% | 11.75% |

| Year / Month | Certified absence | Self-certified absence | Non Covid-19 absence | Covid-19 absence | Total absence rate | Croom Orthopaedic Hospital | Ennis Hospital | Nenagh Hospital | St. John's Hospital Limerick | UH Limerick | UL Hospital Group Office Midwest | UMH Limerick | University of Limerick Hospital Group |
|--------------|-------------------|------------------------|----------------------|------------------|--------------------|----------------------------|----------------|-----------------|------------------------------|--------------|----------------------------------|---------------|---------------------------------------|
| Jul 2024 | 5.71% | 0.66% | 6.38% | 1.42% | 7.80% | 7.07% | 8.02% | 9.68% | 5.46% | 7.77% | 5.07% | 9.76% | 7.80% |
| Jun 2024 | 5.86% | 0.65% | 6.51% | 1.15% | 7.66% | 7.54% | 8.01% | 9.70% | 7.29% | 7.35% | 4.63% | 9.28% | 7.66% |
| May 2024 | 5.62% | 0.68% | 6.30% | 0.45% | 6.75% | 5.83% | 7.22% | 8.84% | 6.43% | 6.58% | 3.29% | 7.58% | 6.75% |
| Apr 2024 | 5.57% | 0.68% | 6.25% | 0.34% | 6.59% | 6.55% | 5.22% | 6.39% | 7.03% | 6.35% | 0.00% | 9.80% | 6.59% |
| Mar 2024 | 5.67% | 0.73% | 6.40% | 0.40% | 6.80% | 8.51% | 7.88% | 7.25% | 7.33% | 6.25% | | 8.89% | 6.80% |
| Feb 2024 | 5.46% | 0.76% | 6.22% | 0.47% | 6.69% | 7.77% | 7.70% | 7.40% | 6.88% | 6.24% | | 8.59% | 6.69% |
| Jan 2024 | 5.77% | 0.75% | 6.51% | 0.77% | 7.29% | 8.99% | 9.20% | 8.06% | 7.79% | 6.66% | | 9.39% | 7.29% |
| 2024 | 5.67% | 0.70% | 6.37% | 0.72% | 7.08% | 7.47% | 7.62% | 8.19% | 6.86% | 6.75% | 3.20% | 9.04% | 7.08% |
| Dec 2023 | 6.24% | 0.84% | 7.09% | 0.62% | 7.70% | 10.49% | 8.63% | 8.46% | 8.10% | 7.06% | | 9.97% | 7.70% |
| Nov 2023 | 5.52% | 0.70% | 6.22% | 0.59% | 6.81% | 8.13% | 8.84% | 8.05% | 7.96% | 6.04% | | 9.36% | 6.81% |
| Oct 2023 | 5.78% | 0.76% | 6.54% | 0.85% | 7.39% | 9.45% | 9.29% | 8.70% | 8.17% | 6.62% | | 9.94% | 7.39% |
| Sep 2023 | 5.90% | 0.65% | 6.55% | 1.02% | 7.57% | 8.85% | 8.96% | 7.00% | 8.92% | 7.22% | | 7.97% | 7.57% |
| Aug 2023 | 6.06% | 0.68% | 6.73% | 1.14% | 7.88% | 9.58% | 11.05% | 8.33% | 8.45% | 7.05% | | 11.33% | 7.88% |
| Jul 2023 | 5.56% | 0.62% | 6.18% | 0.51% | 6.69% | 9.34% | 6.16% | 7.82% | 5.54% | 6.15% | | 10.23% | 6.69% |
| Jun 2023 | 5.41% | 0.55% | 5.95% | 0.50% | 6.46% | 7.71% | 7.37% | 7.56% | 4.18% | 6.01% | | 10.44% | 6.46% |
| May 2023 | 5.77% | 0.59% | 6.36% | 0.56% | 6.91% | 7.70% | 8.11% | 8.30% | 5.43% | 6.56% | | 9.13% | 6.91% |
| Apr 2023 | 5.89% | 0.71% | 6.60% | 0.72% | 7.32% | 6.93% | 8.97% | 10.22% | 6.42% | 7.08% | | 7.49% | 7.32% |
| Mar 2023 | 5.59% | 0.77% | 6.37% | 0.70% | 7.07% | 8.37% | 7.36% | 8.01% | 7.60% | 6.77% | | 7.32% | 7.07% |
| Feb 2023 | 5.26% | 0.72% | 5.98% | 0.51% | 6.49% | 8.20% | 6.76% | 7.28% | 7.90% | 5.91% | | 8.23% | 6.49% |
| Jan 2023 | 6.24% | 0.72% | 6.96% | 0.77% | 7.73% | 8.83% | 8.83% | 9.35% | 8.16% | 7.11% | | 10.26% | 7.73% |
| 2023 | 5.77% | 0.69% | 6.46% | 0.71% | 7.17% | 8.63% | 8.38% | 8.25% | 7.23% | 6.63% | | 9.33% | 7.17% |
| Dec 2022 | 6.98% | 1.06% | 8.04% | 1.33% | 9.37% | 9.32% | 10.24% | 9.66% | 10.69% | 8.86% | | 12.00% | 9.37% |
| Nov 2022 | 5.65% | 0.67% | 6.32% | 0.88% | 7.20% | 7.60% | 7.13% | 6.86% | 9.33% | 6.79% | | 8.95% | 7.20% |
| Oct 2022 | 6.13% | 0.66% | 6.79% | 0.82% | 7.61% | 7.75% | 8.42% | 7.20% | 7.91% | 7.34% | | 9.54% | 7.61% |
| Sep 2022 | 6.07% | 0.69% | 6.76% | 1.10% | 7.86% | 10.63% | 8.54% | 6.64% | 8.03% | 7.36% | | 10.73% | 7.86% |
| Aug 2022 | 6.40% | 0.63% | 7.03% | 1.10% | 8.13% | 10.38% | 9.23% | 8.31% | 7.50% | 7.62% | | 11.07% | 8.13% |
| Jul 2022 | 6.35% | 0.68% | 7.03% | 2.30% | 9.33% | 11.39% | 10.12% | 9.81% | 8.28% | 8.88% | | 12.15% | 9.33% |
| Jun 2022 | 5.79% | 0.63% | 6.42% | 2.30% | 8.72% | 10.89% | 8.78% | 10.34% | 11.60% | 7.97% | | 10.00% | 8.72% |
| May 2022 | 5.54% | 0.81% | 6.35% | 1.25% | 7.61% | 9.34% | 7.12% | 7.07% | 11.47% | 6.93% | | 9.60% | 7.61% |
| Apr 2022 | 6.20% | 0.68% | 6.89% | 2.45% | 9.34% | 7.34% | 8.20% | 10.49% | 14.16% | 8.72% | | 11.54% | 9.34% |
| Mar 2022 | 6.44% | 0.72% | 7.16% | 4.59% | 11.75% | 11.90% | 13.13% | 11.45% | 11.58% | 11.41% | | 14.20% | 11.75% |
| Feb 2022 | 5.79% | 0.56% | 6.36% | 3.78% | 10.13% | 7.47% | 10.98% | 12.87% | 16.92% | 9.02% | | 13.29% | 10.13% |
| Jan 2022 | 5.39% | 0.51% | 5.90% | 6.35% | 12.25% | 13.03% | 17.02% | 14.94% | 14.80% | 11.23% | | 13.76% | 12.25% |
| 2022 | 6.06% | 0.69% | 6.75% | 2.36% | 9.11% | 9.75% | 9.88% | 9.58% | 10.94% | 8.51% | | 11.44% | 9.11% |
| Dec 2021 | 5.62% | 0.59% | 6.20% | 3.23% | 9.43% | 10.70% | 10.77% | 7.61% | 14.80% | 8.45% | | 12.60% | 9.43% |
| Nov 2021 | 6.83% | 1.01% | 7.84% | 1.92% | 9.76% | 9.99% | 13.57% | 8.53% | 11.67% | 8.92% | | 14.28% | 9.76% |
| Oct 2021 | 6.16% | 0.69% | 6.86% | 1.68% | 8.54% | 9.83% | 9.83% | 7.00% | 10.11% | 7.95% | | 12.05% | 8.54% |
| Sep 2021 | 5.88% | 0.61% | 6.49% | 1.17% | 7.66% | 10.98% | 7.73% | 6.65% | 8.27% | 7.09% | | 10.73% | 7.66% |
| Aug 2021 | 5.73% | 0.66% | 6.38% | 1.11% | 7.49% | 10.54% | 6.81% | 6.33% | 7.40% | 6.76% | | 12.88% | 7.49% |
| Jul 2021 | 5.11% | 0.59% | 5.70% | 0.74% | 6.43% | 8.52% | 7.96% | 6.73% | 6.11% | 5.69% | | 10.75% | 6.43% |
| Jun 2021 | 4.80% | 0.46% | 5.26% | 0.67% | 5.93% | 7.55% | 6.14% | 7.01% | 5.17% | 5.42% | | 9.14% | 5.93% |
| May 2021 | 3.93% | 0.41% | 4.34% | 0.54% | 4.88% | 5.64% | 4.60% | 6.00% | 5.43% | 4.41% | | 7.33% | 4.88% |
| Apr 2021 | 4.37% | 0.46% | 4.83% | 0.82% | 5.65% | 7.73% | 5.51% | 6.33% | 6.44% | 5.08% | | 8.21% | 5.65% |
| Mar 2021 | 4.66% | 0.43% | 5.08% | 1.39% | 6.48% | 9.72% | 6.38% | 8.46% | 8.34% | 5.77% | | 8.07% | 6.48% |
| Feb 2021 | 5.56% | 0.66% | 6.22% | 3.20% | 9.42% | 14.80% | 8.72% | 21.68% | 11.36% | 8.09% | | 8.28% | 9.42% |
| Jan 2021 | 5.30% | 0.37% | 5.66% | 8.45% | 14.12% | 19.13% | 12.81% | 21.00% | 21.10% | 12.87% | | 12.64% | 14.12% |
| 2021 | 5.35% | 0.58% | 5.93% | 2.07% | 8.00% | 10.30% | 8.50% | 9.47% | 9.77% | 7.22% | | 10.55% | 8.00% |

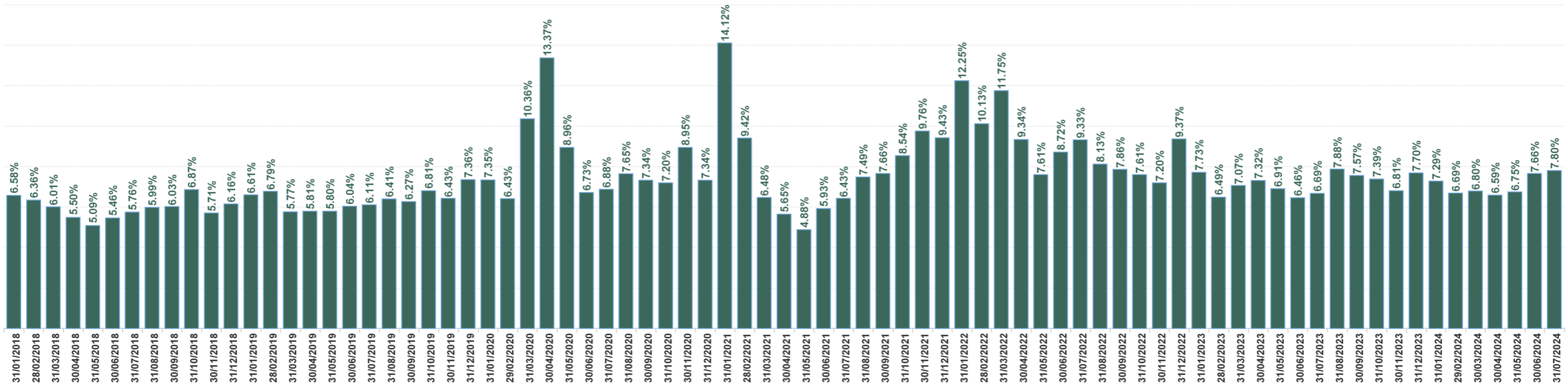
Total Absence Rate



% of Absence Non Covid-19 / Covid-19



Total Absence Rate



| Year / Month | Certified absence | Self-certified absence | Non Covid-19 absence | Covid-19 absence | Total absence rate | Health Service Executive | Section 38 Hospitals | University of Limerick Hospital Group |
|--------------|-------------------|------------------------|----------------------|------------------|--------------------|--------------------------|----------------------|---------------------------------------|
| Jul 2024 | 5.71% | 0.66% | 6.38% | 1.42% | 7.80% | 8.01% | 5.46% | 7.80% |
| Jun 2024 | 5.86% | 0.65% | 6.51% | 1.15% | 7.66% | 7.69% | 7.29% | 7.66% |
| May 2024 | 5.62% | 0.68% | 6.30% | 0.45% | 6.75% | 6.78% | 6.43% | 6.75% |
| Apr 2024 | 5.57% | 0.68% | 6.25% | 0.34% | 6.59% | 6.56% | 7.03% | 6.59% |
| Mar 2024 | 5.67% | 0.73% | 6.40% | 0.40% | 6.80% | 6.76% | 7.33% | 6.80% |
| Feb 2024 | 5.46% | 0.76% | 6.22% | 0.47% | 6.69% | 6.67% | 6.88% | 6.69% |
| Jan 2024 | 5.77% | 0.75% | 6.51% | 0.77% | 7.29% | 7.25% | 7.79% | 7.29% |
| 2024 | 5.67% | 0.70% | 6.37% | 0.72% | 7.08% | 7.10% | 6.86% | 7.08% |
| Dec 2023 | 6.24% | 0.84% | 7.09% | 0.62% | 7.70% | 7.67% | 8.10% | 7.70% |
| Nov 2023 | 5.52% | 0.70% | 6.22% | 0.59% | 6.81% | 6.72% | 7.96% | 6.81% |
| Oct 2023 | 5.78% | 0.76% | 6.54% | 0.85% | 7.39% | 7.33% | 8.17% | 7.39% |
| Sep 2023 | 5.90% | 0.65% | 6.55% | 1.02% | 7.57% | 7.46% | 8.92% | 7.57% |
| Aug 2023 | 6.06% | 0.68% | 6.73% | 1.14% | 7.88% | 7.83% | 8.45% | 7.88% |
| Jul 2023 | 5.56% | 0.62% | 6.18% | 0.51% | 6.69% | 6.78% | 5.54% | 6.69% |
| Jun 2023 | 5.41% | 0.55% | 5.95% | 0.50% | 6.46% | 6.66% | 4.18% | 6.46% |
| May 2023 | 5.77% | 0.59% | 6.36% | 0.56% | 6.91% | 7.04% | 5.43% | 6.91% |
| Apr 2023 | 5.89% | 0.71% | 6.60% | 0.72% | 7.32% | 7.40% | 6.42% | 7.32% |
| Mar 2023 | 5.59% | 0.77% | 6.37% | 0.70% | 7.07% | 7.02% | 7.60% | 7.07% |
| Feb 2023 | 5.26% | 0.72% | 5.98% | 0.51% | 6.49% | 6.37% | 7.90% | 6.49% |
| Jan 2023 | 6.24% | 0.72% | 6.96% | 0.77% | 7.73% | 7.69% | 8.16% | 7.73% |
| 2023 | 5.77% | 0.69% | 6.46% | 0.71% | 7.17% | 7.17% | 7.23% | 7.17% |
| Dec 2022 | 6.98% | 1.06% | 8.04% | 1.33% | 9.37% | 9.26% | 10.69% | 9.37% |
| Nov 2022 | 5.65% | 0.67% | 6.32% | 0.88% | 7.20% | 7.03% | 9.33% | 7.20% |
| Oct 2022 | 6.13% | 0.66% | 6.79% | 0.82% | 7.61% | 7.59% | 7.91% | 7.61% |
| Sep 2022 | 6.07% | 0.69% | 6.76% | 1.10% | 7.86% | 7.85% | 8.03% | 7.86% |
| Aug 2022 | 6.40% | 0.63% | 7.03% | 1.10% | 8.13% | 8.19% | 7.50% | 8.13% |
| Jul 2022 | 6.35% | 0.68% | 7.03% | 2.30% | 9.33% | 9.42% | 8.28% | 9.33% |
| Jun 2022 | 5.79% | 0.63% | 6.42% | 2.30% | 8.72% | 8.50% | 11.60% | 8.72% |
| May 2022 | 5.54% | 0.81% | 6.35% | 1.25% | 7.61% | 7.32% | 11.47% | 7.61% |

| | | | | | | | | |
|-------------|--------------|--------------|--------------|--------------|--------------|--------------|---------------|---------------|
| Apr 2022 | 6.20% | 0.68% | 6.89% | 2.45% | 9.34% | 8.95% | 14.16% | 9.34% |
| Mar 2022 | 6.44% | 0.72% | 7.16% | 4.59% | 11.75% | 11.77% | 11.58% | 11.75% |
| Feb 2022 | 5.79% | 0.56% | 6.36% | 3.78% | 10.13% | 9.60% | 16.92% | 10.13% |
| Jan 2022 | 5.39% | 0.51% | 5.90% | 6.35% | 12.25% | 12.05% | 14.80% | 12.25% |
| 2022 | 6.06% | 0.69% | 6.75% | 2.36% | 9.11% | 8.96% | 10.94% | 9.11% |
| Dec 2021 | 5.62% | 0.59% | 6.20% | 3.23% | 9.43% | 8.99% | 14.80% | 9.43% |
| Nov 2021 | 6.83% | 1.01% | 7.84% | 1.92% | 9.76% | 9.64% | 11.67% | 9.76% |
| Oct 2021 | 6.16% | 0.69% | 6.86% | 1.68% | 8.54% | 8.43% | 10.11% | 8.54% |
| Sep 2021 | 5.88% | 0.61% | 6.49% | 1.17% | 7.66% | 7.62% | 8.27% | 7.66% |
| Aug 2021 | 5.73% | 0.66% | 6.38% | 1.11% | 7.49% | 7.49% | 7.40% | 7.49% |
| Jul 2021 | 5.11% | 0.59% | 5.70% | 0.74% | 6.43% | 6.46% | 6.11% | 6.43% |
| Jun 2021 | 4.80% | 0.46% | 5.26% | 0.67% | 5.93% | 5.99% | 5.17% | 5.93% |
| May 2021 | 3.93% | 0.41% | 4.34% | 0.54% | 4.88% | 4.84% | 5.43% | 4.88% |
| Apr 2021 | 4.37% | 0.46% | 4.83% | 0.82% | 5.65% | 5.59% | 6.44% | 5.65% |
| Mar 2021 | 4.66% | 0.43% | 5.08% | 1.39% | 6.48% | 6.35% | 8.34% | 6.48% |
| Feb 2021 | 5.56% | 0.66% | 6.22% | 3.20% | 9.42% | 9.28% | 11.36% | 9.42% |
| Jan 2021 | 5.30% | 0.37% | 5.66% | 8.45% | 14.12% | 13.61% | 21.10% | 14.12% |
| 2021 | 5.35% | 0.58% | 5.93% | 2.07% | 8.00% | 7.87% | 9.77% | 8.00% |

Total Absence Rate

