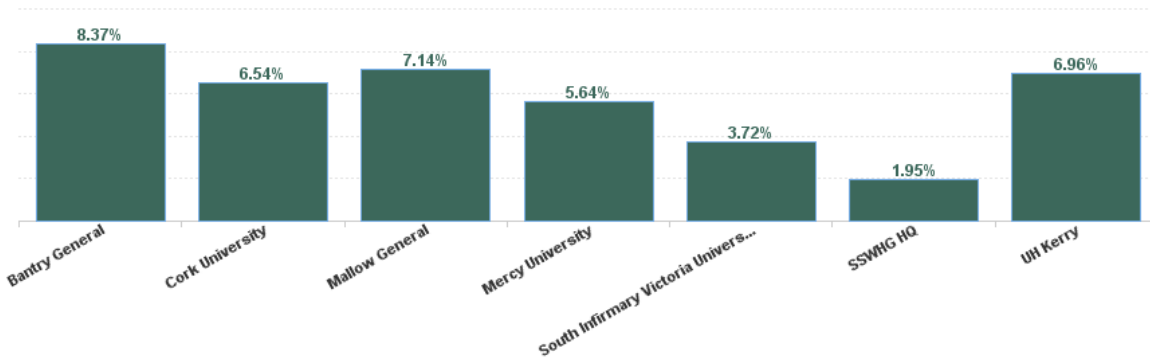


September 2024

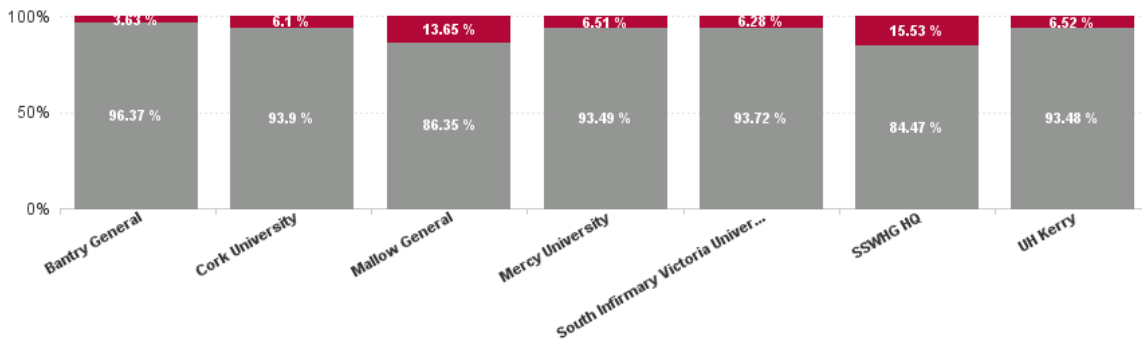
Health Service Absence Rate - by Staff Category: Sep 2024	Certified absence	Self-certified absence	Non Covid-19 absence	Covid-19 absence	Total absence rate	% Non Covid-19 absence	% Covid-19 absence
South/South West Hospital Group	5.05%	0.77%	5.81%	0.40%	6.22%	93.54%	6.46%
Medical & Dental	1.23%	0.13%	1.36%	0.07%	1.43%	95.25%	4.75%
Nursing & Midwifery	5.73%	1.15%	6.88%	0.41%	7.28%	94.41%	5.59%
Health & Social Care Professionals	4.53%	0.56%	5.09%	0.39%	5.49%	92.81%	7.19%
Management & Administrative	4.31%	0.70%	5.01%	0.36%	5.37%	93.22%	6.78%
General Support	6.71%	0.45%	7.16%	0.33%	7.49%	95.57%	4.43%
Patient & Client Care	9.13%	1.09%	10.22%	1.27%	11.49%	88.96%	11.04%

Health Service Absence Rate - by Care Group: Sep 2024	Certified absence	Self-certified absence	Non Covid-19 absence	Covid-19 absence	Total absence rate	% Non Covid-19 absence	% Covid-19 absence
South/South West Hospital Group	5.05%	0.77%	5.81%	0.40%	6.22%	93.54%	6.46%
Bantry General	7.42%	0.65%	8.06%	0.30%	8.37%	96.37%	3.63%
Cork University	5.38%	0.76%	6.14%	0.40%	6.54%	93.90%	6.10%
Mallow General	5.75%	0.42%	6.17%	0.98%	7.14%	86.35%	13.65%
Mercy University	4.32%	0.96%	5.28%	0.37%	5.64%	93.49%	6.51%
South Infirmary Victoria University	2.89%	0.60%	3.48%	0.23%	3.72%	93.72%	6.28%
SSWHG HQ	1.34%	0.30%	1.64%	0.30%	1.95%	84.47%	15.53%
UH Kerry	5.64%	0.87%	6.51%	0.45%	6.96%	93.48%	6.52%

Total Absence Rate



% of Absence Non Covid-19 / Covid-19

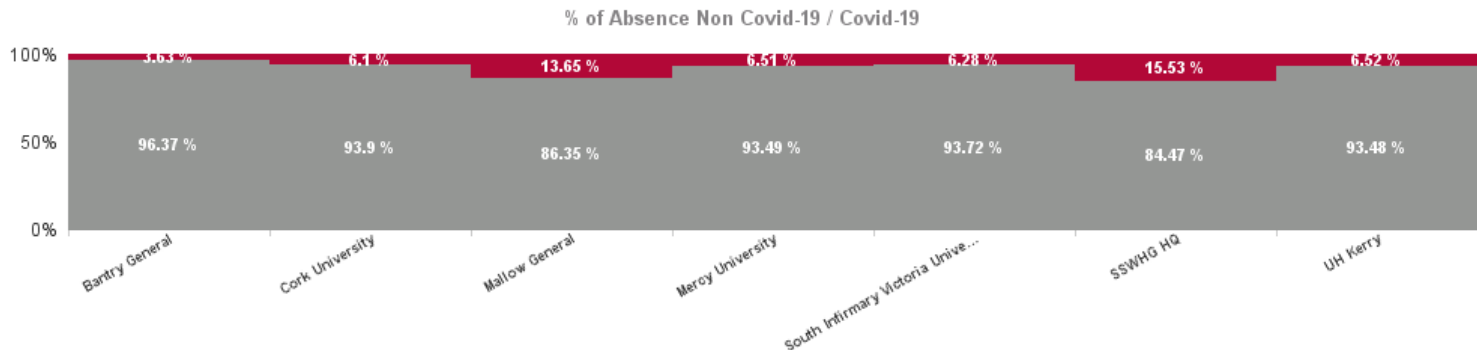
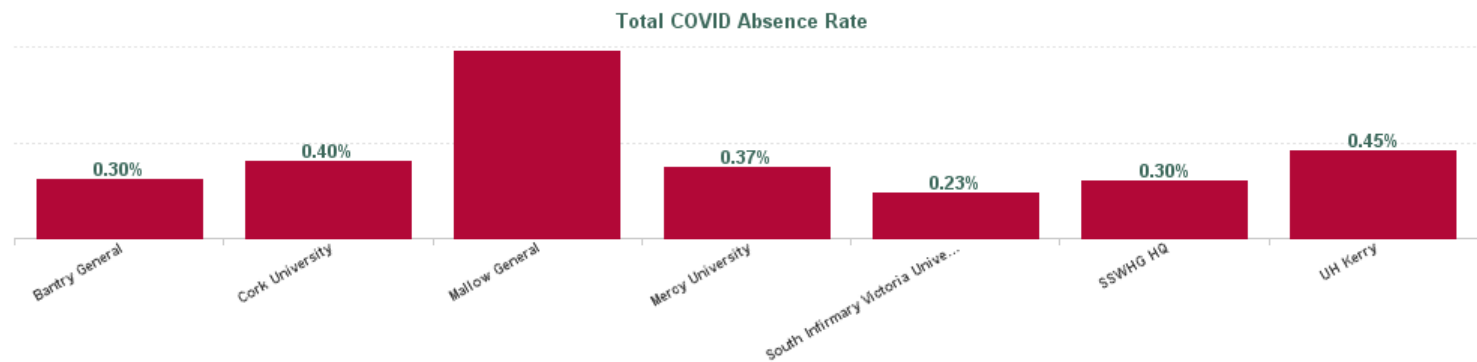


September 2024

Health Service Absence Rate - by Hospital : Sep 2024	Certified absence	Self-certified absence	Non Covid-19 absence	Covid-19 absence	Total absence rate	Medical & Dental	Nursing & Midwifery	Health & Social Care Professionals	Management & Administrative	General Support	Patient & Client Care
South/South West Hospital Group	5.05%	0.77%	5.81%	0.40%	6.22%	1.43%	7.28%	5.49%	5.37%	7.49%	11.49%
Bantry General	7.42%	0.65%	8.06%	0.30%	8.37%	1.28%	8.58%	1.62%	8.32%	0.78%	15.58%
Cork University	5.38%	0.76%	6.14%	0.40%	6.54%	0.96%	7.69%	5.95%	6.19%	9.16%	13.30%
Mallow General	5.75%	0.42%	6.17%	0.98%	7.14%	0.31%	9.25%	11.86%	3.35%	5.49%	8.24%
Mercy University	4.32%	0.96%	5.28%	0.37%	5.64%	1.02%	5.49%	6.23%	6.50%	6.40%	9.42%
South Infirmary Victoria University	2.89%	0.60%	3.48%	0.23%	3.72%	2.90%	5.21%	2.02%	2.35%	2.64%	8.13%
SSWHG HQ	1.34%	0.30%	1.64%	0.30%	1.95%		0.47%	0.00%	2.16%		
UH Kerry	5.64%	0.87%	6.51%	0.45%	6.96%	3.33%	8.34%	4.48%	7.21%	6.68%	10.31%

September 2024

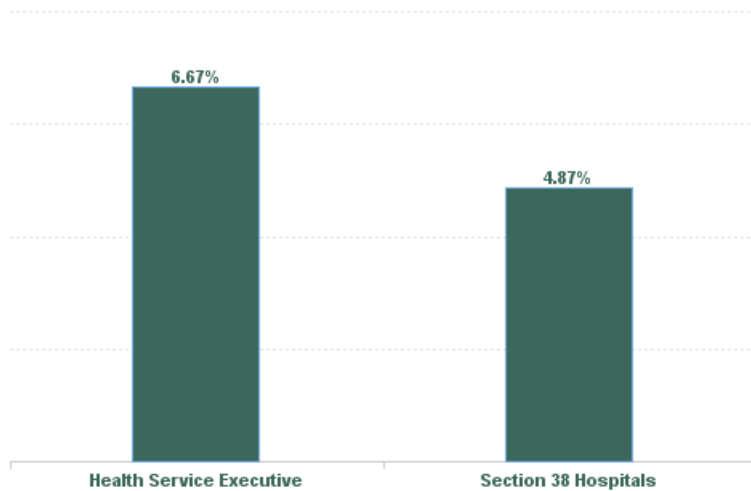
Health Service Absence Rate - by Staff Category & Hospital: Sep 2024	Non Covid-19 absence	Covid-19 absence	Total absence rate	Medical & Dental	Nursing & Midwifery	Health & Social Care Professionals	Management & Administrative	General Support	Patient & Client Care
South/South West Hospital Group	5.81%	0.40%	0.40%	0.07%	0.41%	0.39%	0.36%	0.33%	1.27%
Bantry General	8.06%	0.30%	8.37%	0.00%	0.25%	0.00%	0.51%	0.00%	0.65%
Cork University	6.14%	0.40%	6.54%	0.03%	0.37%	0.45%	0.65%	0.43%	1.34%
Mallow General	6.17%	0.98%	7.14%	0.00%	0.71%	0.00%	0.00%	0.00%	4.07%
Mercy University	5.28%	0.37%	5.64%	0.13%	0.34%	0.26%	0.29%	0.51%	0.86%
South Infirmary Victoria University	3.48%	0.23%	3.72%	0.00%	0.56%	0.00%	0.06%	0.04%	0.00%
SSWHG HQ	1.64%	0.30%	1.95%		0.00%	0.00%	0.35%		
UH Kerry	6.51%	0.45%	6.96%	0.23%	0.50%	0.74%	0.20%	0.22%	1.15%



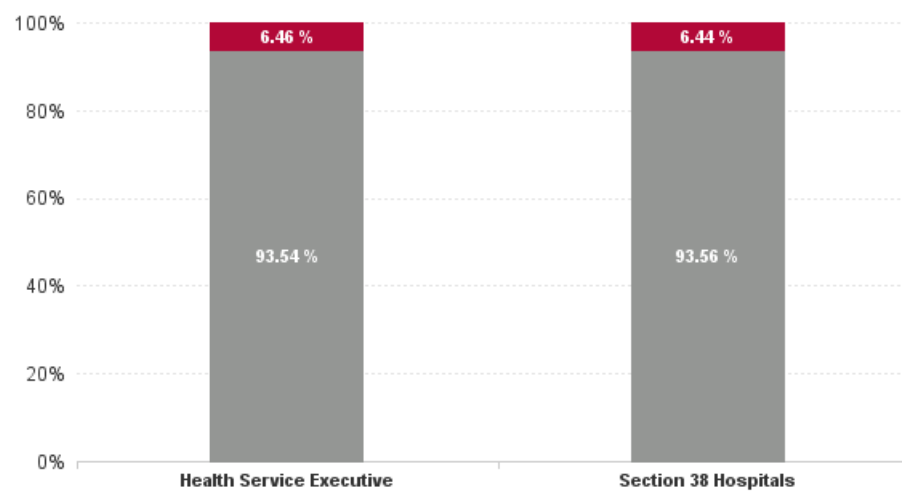
September 2024

Health Service Absence Rate - by Admin : Sep 2024	Certified absence	Self-certified absence	Non Covid-19 absence	Covid-19 absence	Total absence rate	Medical & Dental	Nursing & Midwifery	Health & Social Care Professionals	Management & Administrative	General Support	Patient & Client Care
South/South West Hospital Group	5.05%	0.77%	5.81%	0.40%	6.22%	1.43%	7.28%	5.49%	5.37%	7.49%	11.49%
Bantry General	7.42%	0.65%	8.06%	0.30%	8.37%	1.28%	8.58%	1.62%	8.32%	0.78%	15.58%
Cork University	5.38%	0.76%	6.14%	0.40%	6.54%	0.96%	7.69%	5.95%	6.19%	9.16%	13.30%
Mallow General	5.75%	0.42%	6.17%	0.98%	7.14%	0.31%	9.25%	11.86%	3.35%	5.49%	8.24%
SSWHG HQ	1.34%	0.30%	1.64%	0.30%	1.95%		0.47%	0.00%	2.16%		
UH Kerry	5.64%	0.87%	6.51%	0.45%	6.96%	3.33%	8.34%	4.48%	7.21%	6.68%	10.31%
Health Service Executive	5.48%	0.75%	6.24%	0.43%	6.67%	1.38%	7.90%	5.73%	5.94%	8.24%	12.43%
Mercy University	4.32%	0.96%	5.28%	0.37%	5.64%	1.02%	5.49%	6.23%	6.50%	6.40%	9.42%
South Infirmary Victoria University	2.89%	0.60%	3.48%	0.23%	3.72%	2.90%	5.21%	2.02%	2.35%	2.64%	8.13%
Section 38 Hospitals	3.75%	0.81%	4.56%	0.31%	4.87%	1.64%	5.38%	4.78%	4.43%	4.15%	9.20%

Total Absence Rate



Non Covid-19 & Covid-19 Absence



Health Service Absence Rate - by Staff Category: Sep 2024	Certified absence	Self-certified absence	Non Covid-19 absence	Covid-19 absence	Total absence rate	% Non Covid-19 absence	% Covid-19 absence
Bantry General	7.42%	0.65%	8.06%	0.30%	8.37%	96.37%	3.63%
Medical & Dental	0.93%	0.35%	1.28%	0.00%	1.28%	100.00%	
Nursing & Midwifery	7.39%	0.95%	8.34%	0.25%	8.58%	97.14%	2.86%
Health & Social Care Professionals	1.16%	0.46%	1.62%	0.00%	1.62%	100.00%	
Management & Administrative	7.11%	0.70%	7.81%	0.51%	8.32%	93.91%	6.09%
General Support	0.55%	0.23%	0.78%	0.00%	0.78%	100.00%	
Patient & Client Care	14.51%	0.42%	14.94%	0.65%	15.58%	95.83%	4.17%

Health Service Absence Rate - by Staff Category: Sep 2024	Certified absence	Self-certified absence	Non Covid-19 absence	Covid-19 absence	Total absence rate	% Non Covid-19 absence	% Covid-19 absence
Cork University	5.38%	0.76%	6.14%	0.40%	6.54%	93.90%	6.10%
Medical & Dental	0.94%	0.00%	0.94%	0.03%	0.96%	97.11%	2.89%
Nursing & Midwifery	6.05%	1.27%	7.32%	0.37%	7.69%	95.25%	4.75%
Health & Social Care Professionals	4.89%	0.61%	5.50%	0.45%	5.95%	92.42%	7.58%
Management & Administrative	4.93%	0.61%	5.54%	0.65%	6.19%	89.45%	10.55%
General Support	8.21%	0.52%	8.73%	0.43%	9.16%	95.29%	4.71%
Patient & Client Care	11.19%	0.78%	11.96%	1.34%	13.30%	89.93%	10.07%

Health Service Absence Rate - by Staff Category: Sep 2024	Certified absence	Self-certified absence	Non Covid-19 absence	Covid-19 absence	Total absence rate	% Non Covid-19 absence	% Covid-19 absence
Mallow General	5.75%	0.42%	6.17%	0.98%	7.14%	86.35%	13.65%
Medical & Dental	0.31%	0.00%	0.31%	0.00%	0.31%	100.00%	
Nursing & Midwifery	7.95%	0.59%	8.54%	0.71%	9.25%	92.31%	7.69%
Health & Social Care Professionals	11.63%	0.23%	11.86%	0.00%	11.86%	100.00%	
Management & Administrative	2.55%	0.80%	3.35%	0.00%	3.35%	100.00%	
General Support	5.12%	0.37%	5.49%	0.00%	5.49%	100.00%	
Patient & Client Care	4.08%	0.09%	4.18%	4.07%	8.24%	50.68%	49.32%

Health Service Absence Rate - by Staff Category: Sep 2024	Certified absence	Self-certified absence	Non Covid-19 absence	Covid-19 absence	Total absence rate	% Non Covid-19 absence	% Covid-19 absence
Mercy University	4.32%	0.96%	5.28%	0.37%	5.64%	93.49%	6.51%
Medical & Dental	0.68%	0.21%	0.89%	0.13%	1.02%	87.18%	12.82%
Nursing & Midwifery	4.01%	1.13%	5.15%	0.34%	5.49%	93.78%	6.22%
Health & Social Care Professionals	5.27%	0.69%	5.97%	0.26%	6.23%	95.76%	4.24%
Management & Administrative	5.38%	0.83%	6.21%	0.29%	6.50%	95.47%	4.53%
General Support	5.48%	0.41%	5.89%	0.51%	6.40%	91.98%	8.02%
Patient & Client Care	6.59%	1.97%	8.56%	0.86%	9.42%	90.83%	9.17%

Health Service Absence Rate - by Staff Category: Sep 2024	Certified absence	Self-certified absence	Non Covid-19 absence	Covid-19 absence	Total absence rate	% Non Covid-19 absence	% Covid-19 absence
South Infirmary Victoria University	2.89%	0.60%	3.48%	0.23%	3.72%	93.72%	6.28%
Medical & Dental	2.85%	0.05%	2.90%	0.00%	2.90%	100.00%	
Nursing & Midwifery	3.94%	0.71%	4.65%	0.56%	5.21%	89.26%	10.74%
Health & Social Care Professionals	1.91%	0.11%	2.02%	0.00%	2.02%	100.00%	
Management & Administrative	1.36%	0.93%	2.30%	0.06%	2.35%	97.52%	2.48%
General Support	2.27%	0.33%	2.60%	0.04%	2.64%	98.43%	1.57%
Patient & Client Care	7.11%	1.02%	8.13%	0.00%	8.13%	100.00%	

Health Service Absence Rate - by Staff Category: Sep 2024	Certified absence	Self-certified absence	Non Covid-19 absence	Covid-19 absence	Total absence rate	% Non Covid-19 absence	% Covid-19 absence
SSWHG HQ	1.34%	0.30%	1.64%	0.30%	1.95%	84.47%	15.53%
Medical & Dental							
Nursing & Midwifery	0.00%	0.47%	0.47%	0.00%	0.47%	100.00%	
Health & Social Care Professionals	0.00%	0.00%	0.00%	0.00%	0.00%		
Management & Administrative	1.53%	0.28%	1.81%	0.35%	2.16%	84.02%	15.98%
General Support							
Patient & Client Care							

Health Service Absence Rate - by Staff Category: Sep 2024	Certified absence	Self-certified absence	Non Covid-19 absence	Covid-19 absence	Total absence rate	% Non Covid-19 absence	% Covid-19 absence
UH Kerry	5.64%	0.87%	6.51%	0.45%	6.96%	93.48%	6.52%
Medical & Dental	2.47%	0.63%	3.10%	0.23%	3.33%	93.03%	6.97%
Nursing & Midwifery	6.65%	1.19%	7.85%	0.50%	8.34%	94.04%	5.96%
Health & Social Care Professionals	3.21%	0.54%	3.74%	0.74%	4.48%	83.57%	16.43%
Management & Administrative	6.40%	0.61%	7.01%	0.20%	7.21%	97.28%	2.72%
General Support	6.12%	0.34%	6.46%	0.22%	6.68%	96.71%	3.29%
Patient & Client Care	7.70%	1.46%	9.16%	1.15%	10.31%	88.82%	11.18%

Year / Month	Certified absence	Self-certified absence	Non Covid-19 absence	Covid-19 absence	Total absence rate	Medical & Dental	Nursing & Midwifery	Health & Social Care Professionals	Management & Administrative	General Support	Patient & Client Care
Sep 2024	5.05%	0.77%	5.81%	0.40%	6.22%	1.43%	7.28%	5.49%	5.37%	7.49%	11.49%
Aug 2024	4.96%	0.67%	5.63%	0.51%	6.15%	1.41%	7.21%	5.70%	5.21%	7.88%	10.08%
Jul 2024	4.99%	0.74%	5.73%	0.86%	6.59%	1.01%	8.30%	5.51%	5.82%	7.78%	10.72%
Jun 2024	4.70%	0.75%	5.44%	0.61%	6.05%	1.61%	6.82%	5.56%	5.50%	7.66%	9.52%
May 2024	4.89%	0.77%	5.66%	0.22%	5.88%	1.66%	6.67%	5.44%	4.66%	7.88%	10.02%
Apr 2024	4.70%	0.71%	5.41%	0.18%	5.59%	1.22%	6.62%	4.85%	4.60%	7.31%	9.17%
Mar 2024	4.88%	0.72%	5.60%	0.20%	5.79%	1.64%	6.61%	5.17%	5.17%	7.07%	9.71%
Feb 2024	4.67%	0.69%	5.36%	0.25%	5.61%	1.27%	6.48%	5.52%	5.25%	6.71%	9.14%
Jan 2024	4.68%	0.85%	5.53%	0.67%	6.20%	1.35%	7.06%	6.15%	6.17%	7.50%	9.68%
2024	4.84%	0.74%	5.58%	0.44%	6.01%	1.39%	7.01%	5.49%	5.30%	7.48%	9.95%
Dec 2023	4.16%	0.98%	5.15%	0.47%	5.62%	1.33%	6.65%	5.47%	5.32%	5.98%	8.50%
Nov 2023	4.32%	0.72%	5.04%	0.39%	5.43%	1.31%	6.56%	5.23%	4.65%	6.53%	8.11%
Oct 2023	4.43%	0.75%	5.19%	0.59%	5.78%	1.21%	6.60%	5.67%	5.04%	7.35%	9.58%
Sep 2023	4.20%	0.69%	4.90%	0.69%	5.59%	1.21%	6.37%	5.19%	5.31%	7.57%	8.52%
Aug 2023	3.97%	0.89%	4.85%	0.54%	5.40%	0.95%	6.10%	5.36%	4.66%	7.56%	8.78%
Jul 2023	4.23%	0.62%	4.85%	0.27%	5.12%	0.94%	5.71%	5.28%	4.48%	7.01%	8.78%
Jun 2023	4.00%	0.61%	4.61%	0.29%	4.89%	0.67%	5.56%	4.35%	4.61%	6.84%	8.06%
May 2023	3.98%	0.66%	4.64%	0.37%	5.02%	0.71%	5.93%	4.33%	4.80%	5.76%	9.35%
Apr 2023	3.82%	0.57%	4.38%	0.31%	4.69%	0.69%	5.53%	3.77%	4.54%	5.22%	8.89%
Mar 2023	3.09%	0.47%	3.56%	0.22%	3.78%	0.85%	3.89%	3.81%	3.58%	4.88%	7.19%
Feb 2023	3.40%	0.82%	4.21%	0.26%	4.47%	1.22%	5.19%	4.09%	4.19%	4.55%	6.83%
Jan 2023	4.25%	0.97%	5.22%	0.69%	5.91%	1.25%	7.49%	5.23%	5.36%	5.46%	7.56%
2023	3.98%	0.73%	4.71%	0.43%	5.14%	1.02%	5.95%	4.82%	4.71%	6.23%	8.35%
Dec 2022	3.94%	1.15%	5.09%	1.02%	6.11%	2.13%	7.31%	6.16%	5.97%	5.34%	7.57%
Nov 2022	3.82%	0.99%	4.81%	0.70%	5.50%	1.19%	6.76%	4.30%	5.33%	6.06%	7.02%
Oct 2022	3.86%	0.85%	4.72%	0.72%	5.44%	0.73%	6.54%	4.61%	5.09%	6.71%	7.04%
Sep 2022	3.85%	0.84%	4.69%	0.48%	5.17%	1.31%	5.96%	4.27%	4.86%	5.65%	8.32%
Aug 2022	3.77%	0.86%	4.63%	0.61%	5.25%	1.45%	6.53%	3.87%	5.04%	5.06%	7.57%
Jul 2022	3.74%	0.77%	4.50%	1.68%	6.18%	1.90%	7.75%	4.24%	5.12%	7.64%	7.08%
Jun 2022	4.13%	1.02%	5.15%	2.48%	7.62%	1.77%	9.37%	6.85%	6.10%	10.65%	6.69%
May 2022	3.59%	0.85%	4.44%	0.66%	5.10%	1.13%	5.98%	4.30%	4.93%	6.62%	5.59%
Apr 2022	3.83%	0.93%	4.76%	2.49%	7.25%	1.95%	8.90%	6.88%	5.95%	7.57%	9.35%
Mar 2022	3.76%	0.98%	4.74%	5.02%	9.76%	3.67%	12.37%	7.83%	9.32%	9.26%	10.18%
Feb 2022	3.51%	0.78%	4.29%	2.48%	6.77%	1.31%	8.67%	5.98%	5.95%	7.08%	7.58%
Jan 2022	3.49%	0.68%	4.16%	5.35%	9.52%	2.10%	12.44%	8.17%	8.06%	9.96%	9.83%
2022	3.77%	0.89%	4.66%	1.96%	6.62%	1.70%	8.18%	5.60%	5.96%	7.27%	7.78%
Dec 2021	3.77%	0.79%	4.55%	1.99%	6.54%	1.54%	7.83%	6.35%	6.17%	7.15%	7.67%
Nov 2021	4.20%	0.94%	5.14%	1.05%	6.20%	2.01%	7.14%	5.98%	6.67%	6.33%	7.30%
Oct 2021	3.90%	0.91%	4.81%	0.88%	5.68%	1.60%	6.69%	5.26%	5.10%	5.96%	8.41%
Sep 2021	3.96%	0.83%	4.79%	0.56%	5.35%	1.40%	6.39%	4.34%	5.37%	5.10%	8.59%
Aug 2021	3.18%	1.04%	4.21%	0.67%	4.89%	1.04%	5.26%	4.50%	6.37%	4.44%	8.40%
Jul 2021	3.27%	0.80%	4.07%	0.38%	4.45%	0.99%	5.07%	4.39%	5.34%	4.51%	5.27%
Jun 2021	3.13%	0.66%	3.79%	0.28%	4.07%	0.80%	4.75%	3.55%	3.23%	4.43%	7.98%
May 2021	3.16%	0.55%	3.71%	0.40%	4.11%	0.76%	4.85%	2.72%	4.59%	4.39%	6.98%
Apr 2021	3.22%	0.52%	3.73%	0.54%	4.27%	0.93%	4.94%	3.92%	3.92%	4.48%	7.55%
Mar 2021	3.18%	0.55%	3.73%	0.97%	4.71%	1.13%	5.74%	4.17%	4.01%	4.31%	8.26%
Feb 2021	3.15%	0.57%	3.72%	1.60%	5.32%	1.26%	6.66%	3.62%	5.49%	5.26%	7.91%

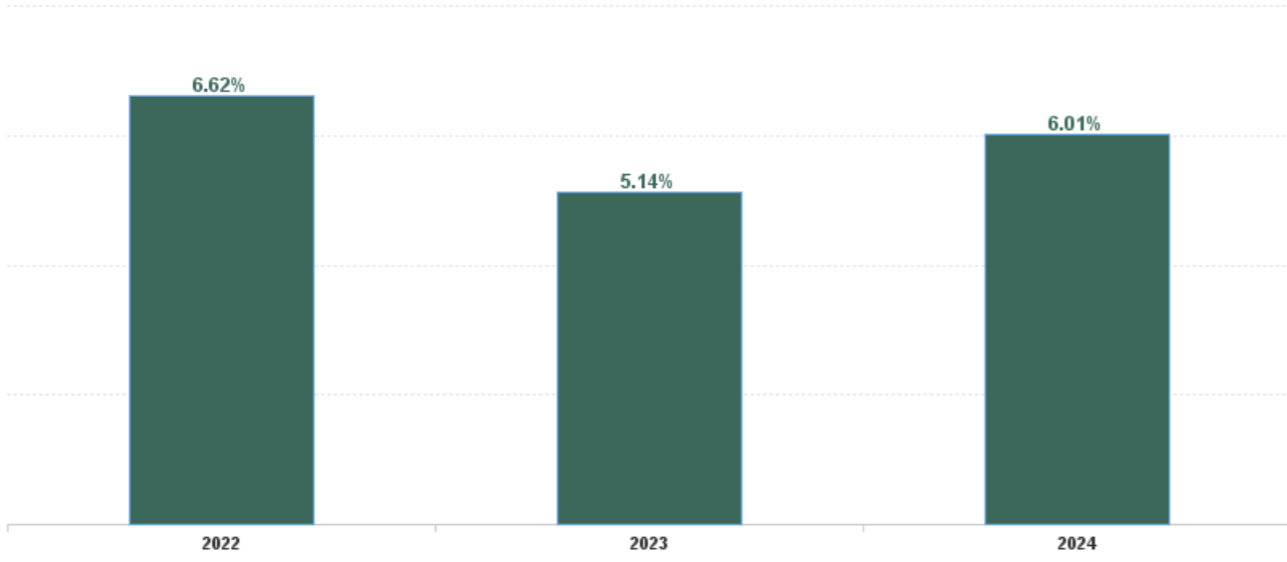
Jan 2021	3.09%	0.63%	3.73%	5.47%	9.20%
2021	3.44%	0.74%	4.18%	1.25%	5.42%

5.68%	11.41%	6.59%	8.23%	9.50%	8.38%
1.62%	6.42%	4.63%	5.41%	5.51%	7.73%

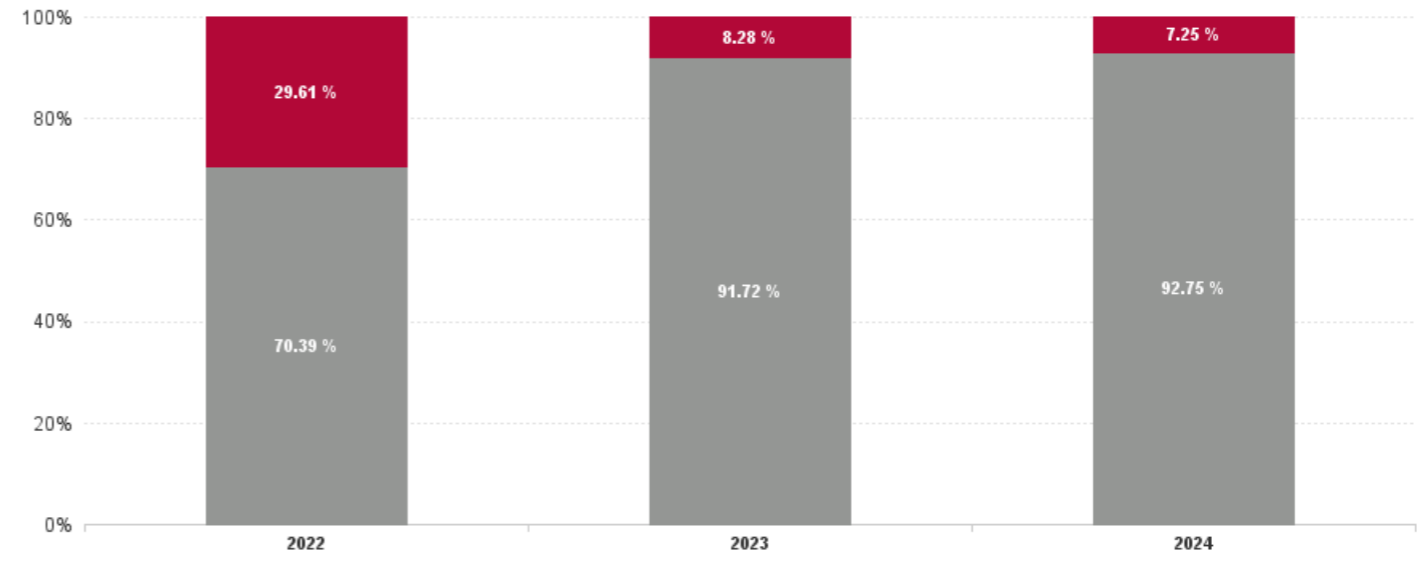
Year / Month	Certified absence	Self-certified absence	Non Covid-19 absence	Covid-19 absence	Total absence rate	Bantry General Hospital	Cork University Hospital	Cork University Maternity Hospital	CUH Unified Maternity Services	Hospital Group HQ Cork	Mallow General Hospital	Mercy University Hospital	South Infirmary Victoria University Hospital	UH Kerry	South/South West Hospital Group
Sep 2024	5.05%	0.77%	5.81%	0.40%	6.22%	8.37%	6.34%	7.96%		1.95%	7.14%	5.64%	3.72%	6.96%	6.22%
Aug 2024	4.96%	0.67%	5.63%	0.51%	6.15%	7.69%	6.39%	7.76%		2.11%	7.92%	5.08%	3.37%	7.19%	6.15%
Jul 2024	4.99%	0.74%	5.73%	0.86%	6.59%	8.31%	6.50%		8.29%	3.99%	8.31%	5.35%	4.41%	8.11%	6.59%
Jun 2024	4.70%	0.75%	5.44%	0.61%	6.05%	7.16%	6.23%		7.92%	2.45%	7.43%	4.94%	3.16%	7.61%	6.05%
May 2024	4.89%	0.77%	5.66%	0.22%	5.88%	7.63%	5.67%		7.27%	4.11%	8.00%	5.31%	3.89%	6.97%	5.88%
Apr 2024	4.70%	0.71%	5.41%	0.18%	5.59%	6.49%	5.20%		6.83%	4.10%	8.44%	5.17%	4.01%	6.92%	5.59%
Mar 2024	4.88%	0.72%	5.60%	0.20%	5.79%	6.42%	5.56%				6.23%	5.83%	3.99%	7.57%	5.79%
Feb 2024	4.67%	0.69%	5.36%	0.25%	5.61%	6.80%	5.33%				4.82%	5.05%	4.63%	7.77%	5.61%
Jan 2024	4.68%	0.85%	5.53%	0.67%	6.20%	6.52%	6.35%				6.86%	5.95%	3.69%	7.30%	6.20%
2024	4.84%	0.74%	5.58%	0.44%	6.01%	7.27%	5.95%	7.86%	7.58%	3.19%	7.25%	5.37%	3.87%	7.38%	6.01%
Dec 2023	4.16%	0.98%	5.15%	0.47%	5.62%	7.19%	5.60%				7.66%	4.73%	4.12%	6.93%	5.62%
Nov 2023	4.32%	0.72%	5.04%	0.39%	5.43%	7.09%	5.28%				7.42%	5.35%	4.51%	5.89%	5.43%
Oct 2023	4.43%	0.75%	5.19%	0.59%	5.78%	8.41%	5.32%				7.26%	5.77%	5.63%	6.60%	5.78%
Sep 2023	4.20%	0.69%	4.90%	0.69%	5.59%	8.85%	5.43%				6.17%	5.88%	3.09%	6.74%	5.59%
Aug 2023	3.97%	0.89%	4.85%	0.54%	5.40%	6.59%	5.03%				6.79%	5.90%	3.26%	7.24%	5.40%
Jul 2023	4.23%	0.62%	4.85%	0.27%	5.12%	4.90%	4.73%				5.68%	6.10%	3.18%	6.86%	5.12%
Jun 2023	4.00%	0.61%	4.61%	0.29%	4.89%	4.30%	4.63%				5.89%	6.00%	3.18%	5.88%	4.89%
May 2023	3.98%	0.66%	4.64%	0.37%	5.02%	5.30%	4.79%				5.34%	5.95%	3.43%	5.89%	5.02%
Apr 2023	3.82%	0.57%	4.38%	0.31%	4.69%	5.21%	4.41%				5.14%	5.29%	3.00%	5.98%	4.69%
Mar 2023	3.09%	0.47%	3.56%	0.22%	3.78%	5.01%	3.16%				3.77%	5.15%	4.02%	4.31%	3.78%
Feb 2023	3.40%	0.82%	4.21%	0.26%	4.47%	4.96%	4.21%				6.36%	5.28%	4.54%	4.08%	4.47%
Jan 2023	4.25%	0.97%	5.22%	0.69%	5.91%	4.93%	5.90%				7.10%	7.47%	4.81%	5.24%	5.91%
2023	3.98%	0.73%	4.71%	0.43%	5.14%	6.09%	4.87%				6.23%	5.73%	3.89%	5.92%	5.14%
Dec 2022	3.94%	1.15%	5.09%	1.02%	6.11%	5.64%	6.43%				6.27%	6.85%	4.60%	5.53%	6.11%
Nov 2022	3.82%	0.99%	4.81%	0.70%	5.50%	5.53%	5.53%				5.45%	6.18%	4.49%	5.44%	5.50%
Oct 2022	3.86%	0.85%	4.72%	0.72%	5.44%	6.43%	5.09%				4.53%	6.97%	4.49%	5.96%	5.44%
Sep 2022	3.85%	0.84%	4.69%	0.48%	5.17%	4.34%	4.88%				4.83%	6.96%	3.41%	5.82%	5.17%
Aug 2022	3.77%	0.86%	4.63%	0.61%	5.25%	5.29%	5.10%				5.38%	6.04%	3.73%	6.05%	5.25%
Jul 2022	3.74%	0.77%	4.50%	1.68%	6.18%	8.69%	5.86%				4.88%	5.83%	6.65%	7.15%	6.18%
Jun 2022	4.13%	1.02%	5.15%	2.48%	7.62%	6.82%	7.82%				5.96%	7.59%	5.37%	9.22%	7.62%
May 2022	3.59%	0.85%	4.44%	0.66%	5.10%	5.50%	5.12%				3.85%	5.06%	4.16%	5.88%	5.10%
Apr 2022	3.83%	0.93%	4.76%	2.49%	7.25%	7.03%	7.66%				3.86%	6.70%	7.68%	6.82%	7.25%
Mar 2022	3.76%	0.98%	4.74%	5.02%	9.76%	14.69%	10.04%				5.92%	9.54%	9.11%	9.37%	9.76%
Feb 2022	3.51%	0.78%	4.29%	2.48%	6.77%	7.55%	7.28%				4.44%	5.93%	6.89%	6.05%	6.77%
Jan 2022	3.49%	0.68%	4.16%	5.35%	9.52%	10.23%	9.98%				4.84%	8.90%	6.80%	10.81%	9.52%
2022	3.77%	0.89%	4.66%	1.96%	6.62%	7.21%	6.69%				4.98%	6.87%	5.61%	6.97%	6.62%
Dec 2021	3.77%	0.79%	4.55%	1.99%	6.54%	8.99%	6.53%				5.31%	6.62%	5.36%	7.11%	6.54%
Nov 2021	4.20%	0.94%	5.14%	1.05%	6.20%	6.76%	5.59%				7.51%	6.70%	6.29%	7.57%	6.20%
Oct 2021	3.90%	0.91%	4.81%	0.88%	5.68%	7.28%	5.59%				5.63%	5.98%	4.03%	6.59%	5.68%
Sep 2021	3.96%	0.83%	4.79%	0.56%	5.35%	5.89%	4.86%				7.68%	6.64%	3.98%	6.18%	5.35%
Aug 2021	3.18%	1.04%	4.21%	0.67%	4.89%	5.11%	4.28%				6.88%	7.64%	3.01%	5.66%	4.89%
Jul 2021	3.27%	0.80%	4.07%	0.38%	4.45%	4.43%	4.15%				6.40%	5.31%	2.91%	5.50%	4.45%
Jun 2021	3.13%	0.66%	3.79%	0.28%	4.07%	2.30%	4.01%				7.57%	4.25%	3.92%	3.87%	4.07%
May 2021	3.16%	0.55%	3.71%	0.40%	4.11%	2.06%	3.94%				6.35%	6.06%	3.37%	3.47%	4.11%
Apr 2021	3.22%	0.52%	3.73%	0.54%	4.27%	3.05%	4.29%				5.55%	5.74%	2.99%	3.72%	4.27%
Mar 2021	3.18%	0.55%	3.73%	0.97%	4.71%	3.40%	4.10%				8.23%	7.56%	3.57%	4.34%	4.71%
Feb 2021	3.15%	0.57%	3.72%	1.60%	5.32%	5.62%	4.85%				7.53%	7.85%	3.29%	5.30%	5.32%

Jan 2021	3.09%	0.63%	3.73%	5.47%	9.20%	13.00%	9.47%				7.96%	12.32%	7.10%	5.81%	9.20%
2021	3.44%	0.74%	4.18%	1.25%	5.42%	5.75%	5.18%				6.93%	6.87%	4.15%	5.44%	5.42%

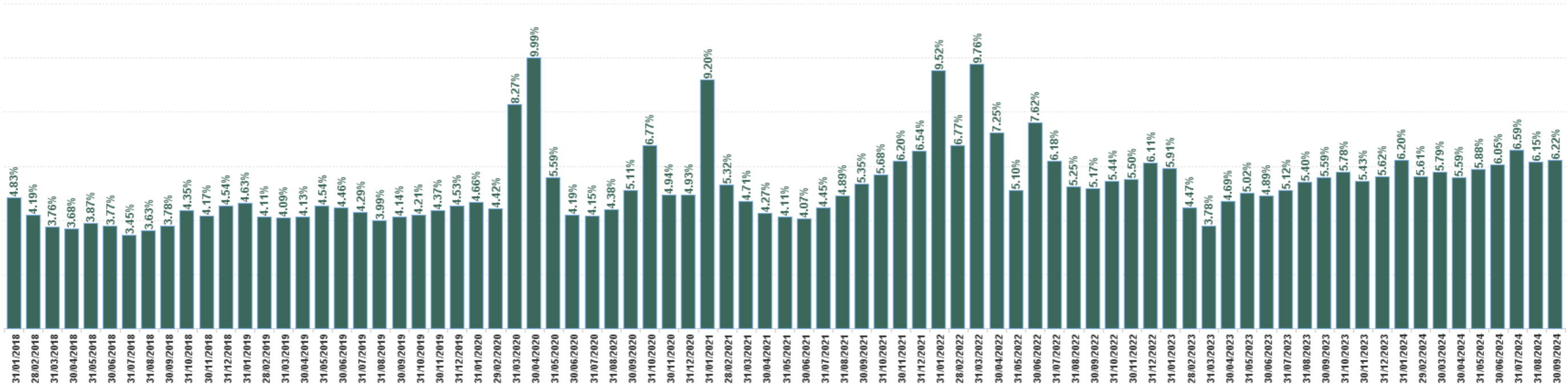
Total Absence Rate



% of Absence Non Covid-19 / Covid-19



Total Absence Rate



Year / Month	Certified absence	Self-certified absence	Non Covid-19 absence	Covid-19 absence	Total absence rate	Health Service Executive	Section 38 Hospitals	South/South West Hospital Group
Sep 2024	5.05%	0.77%	5.81%	0.40%	6.22%	6.67%	4.87%	6.22%
Aug 2024	4.96%	0.67%	5.63%	0.51%	6.15%	6.74%	4.39%	6.15%
Jul 2024	4.99%	0.74%	5.73%	0.86%	6.59%	7.10%	4.97%	6.59%
Jun 2024	4.70%	0.75%	5.44%	0.61%	6.05%	6.70%	4.22%	6.05%
May 2024	4.89%	0.77%	5.66%	0.22%	5.88%	6.24%	4.74%	5.88%
Apr 2024	4.70%	0.71%	5.41%	0.18%	5.59%	5.87%	4.70%	5.59%
Mar 2024	4.88%	0.72%	5.60%	0.20%	5.79%	6.04%	5.09%	5.79%
Feb 2024	4.67%	0.69%	5.36%	0.25%	5.61%	5.87%	4.88%	5.61%
Jan 2024	4.68%	0.85%	5.53%	0.67%	6.20%	6.57%	5.06%	6.20%
2024	4.84%	0.74%	5.58%	0.44%	6.01%	6.43%	4.77%	6.01%
Dec 2023	4.16%	0.98%	5.15%	0.47%	5.62%	6.03%	4.49%	5.62%
Nov 2023	4.32%	0.72%	5.04%	0.39%	5.43%	5.57%	5.02%	5.43%
Oct 2023	4.43%	0.75%	5.19%	0.59%	5.78%	5.80%	5.72%	5.78%
Sep 2023	4.20%	0.69%	4.90%	0.69%	5.59%	5.88%	4.76%	5.59%
Aug 2023	3.97%	0.89%	4.85%	0.54%	5.40%	5.61%	4.79%	5.40%
Jul 2023	4.23%	0.62%	4.85%	0.27%	5.12%	5.20%	4.90%	5.12%
Jun 2023	4.00%	0.61%	4.61%	0.29%	4.89%	4.92%	4.83%	4.89%
May 2023	3.98%	0.66%	4.64%	0.37%	5.02%	5.06%	4.88%	5.02%
Apr 2023	3.82%	0.57%	4.38%	0.31%	4.69%	4.80%	4.38%	4.69%
Mar 2023	3.09%	0.47%	3.56%	0.22%	3.78%	3.51%	4.67%	3.78%
Feb 2023	3.40%	0.82%	4.21%	0.26%	4.47%	4.28%	4.99%	4.47%
Jan 2023	4.25%	0.97%	5.22%	0.69%	5.91%	5.76%	6.37%	5.91%
2023	3.98%	0.73%	4.71%	0.43%	5.14%	5.19%	4.98%	5.14%
Dec 2022	3.94%	1.15%	5.09%	1.02%	6.11%	6.19%	5.91%	6.11%
Nov 2022	3.82%	0.99%	4.81%	0.70%	5.50%	5.51%	5.50%	5.50%
Oct 2022	3.86%	0.85%	4.72%	0.72%	5.44%	5.29%	5.96%	5.44%
Sep 2022	3.85%	0.84%	4.69%	0.48%	5.17%	5.06%	5.48%	5.17%
Aug 2022	3.77%	0.86%	4.63%	0.61%	5.25%	5.33%	5.03%	5.25%
Jul 2022	3.74%	0.77%	4.50%	1.68%	6.18%	6.18%	6.16%	6.18%

Jun 2022	4.13%	1.02%	5.15%	2.48%	7.62%	7.99%	6.66%	7.62%
May 2022	3.59%	0.85%	4.44%	0.66%	5.10%	5.23%	4.68%	5.10%
Apr 2022	3.83%	0.93%	4.76%	2.49%	7.25%	7.30%	7.10%	7.25%
Mar 2022	3.76%	0.98%	4.74%	5.02%	9.76%	9.92%	9.36%	9.76%
Feb 2022	3.51%	0.78%	4.29%	2.48%	6.77%	6.93%	6.31%	6.77%
Jan 2022	3.49%	0.68%	4.16%	5.35%	9.52%	9.98%	8.03%	9.52%
2022	3.77%	0.89%	4.66%	1.96%	6.62%	6.71%	6.35%	6.62%
Dec 2021	3.77%	0.79%	4.55%	1.99%	6.54%	6.73%	6.07%	6.54%
Nov 2021	4.20%	0.94%	5.14%	1.05%	6.20%	6.09%	6.52%	6.20%
Oct 2021	3.90%	0.91%	4.81%	0.88%	5.68%	5.84%	5.17%	5.68%
Sep 2021	3.96%	0.83%	4.79%	0.56%	5.35%	5.30%	5.50%	5.35%
Aug 2021	3.18%	1.04%	4.21%	0.67%	4.89%	4.64%	5.64%	4.89%
Jul 2021	3.27%	0.80%	4.07%	0.38%	4.45%	4.52%	4.28%	4.45%
Jun 2021	3.13%	0.66%	3.79%	0.28%	4.07%	4.05%	4.11%	4.07%
May 2021	3.16%	0.55%	3.71%	0.40%	4.11%	3.85%	4.94%	4.11%
Apr 2021	3.22%	0.52%	3.73%	0.54%	4.27%	4.16%	4.57%	4.27%
Mar 2021	3.18%	0.55%	3.73%	0.97%	4.71%	4.28%	5.82%	4.71%
Feb 2021	3.15%	0.57%	3.72%	1.60%	5.32%	5.08%	6.03%	5.32%

Total Absence Rate

