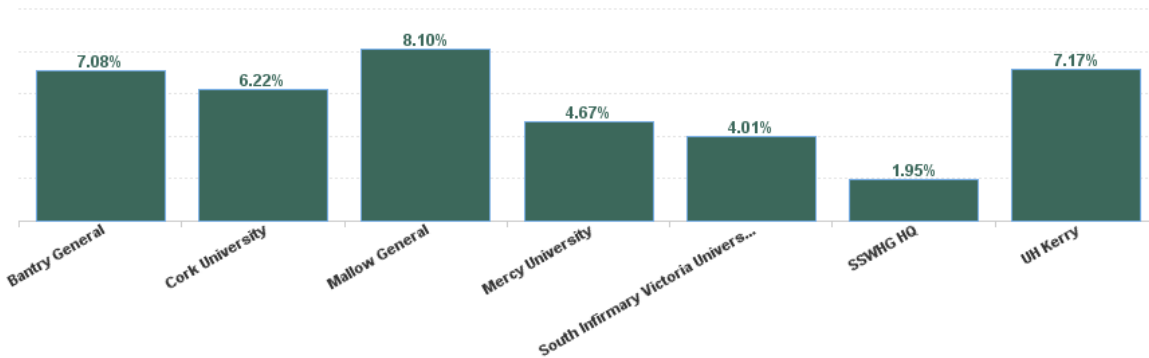


November 2024

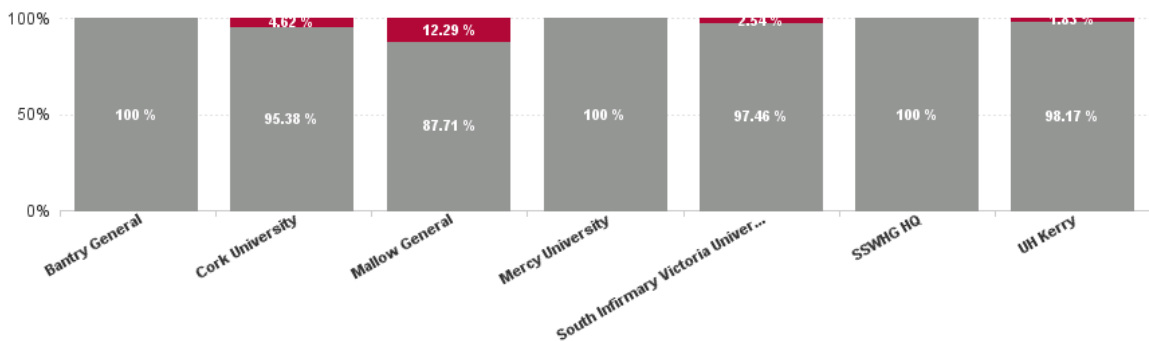
Health Service Absence Rate - by Staff Category: Nov 2024	Certified absence	Self-certified absence	Non Covid-19 absence	Covid-19 absence	Total absence rate	% Non Covid-19 absence	% Covid-19 absence
South/South West Hospital Group	4.97%	0.77%	5.74%	0.22%	5.96%	96.39%	3.61%
Medical & Dental	1.56%	0.20%	1.77%	0.00%	1.77%	100.00%	0.00%
Nursing & Midwifery	5.53%	1.08%	6.60%	0.22%	6.82%	96.77%	3.23%
Health & Social Care Professionals	4.41%	0.61%	5.02%	0.08%	5.10%	98.49%	1.51%
Management & Administrative	4.01%	0.59%	4.59%	0.15%	4.75%	96.82%	3.18%
General Support	7.46%	0.65%	8.11%	0.06%	8.17%	99.27%	0.73%
Patient & Client Care	7.96%	1.15%	9.11%	1.21%	10.32%	88.29%	11.71%

Health Service Absence Rate - by Care Group: Nov 2024	Certified absence	Self-certified absence	Non Covid-19 absence	Covid-19 absence	Total absence rate	% Non Covid-19 absence	% Covid-19 absence
South/South West Hospital Group	4.97%	0.77%	5.74%	0.22%	5.96%	96.39%	3.61%
Bantry General	6.40%	0.69%	7.08%	0.00%	7.08%	100.00%	0.00%
Cork University	5.23%	0.70%	5.93%	0.29%	6.22%	95.38%	4.62%
Mallow General	6.09%	1.02%	7.11%	1.00%	8.10%	87.71%	12.29%
Mercy University	3.65%	1.02%	4.67%	0.00%	4.67%	100.00%	0.00%
South Infirmary Victoria University	3.22%	0.69%	3.91%	0.10%	4.01%	97.46%	2.54%
SSWHG HQ	1.55%	0.39%	1.95%	0.00%	1.95%	100.00%	0.00%
UH Kerry	6.23%	0.81%	7.04%	0.13%	7.17%	98.17%	1.83%

Total Absence Rate



% of Absence Non Covid-19 / Covid-19

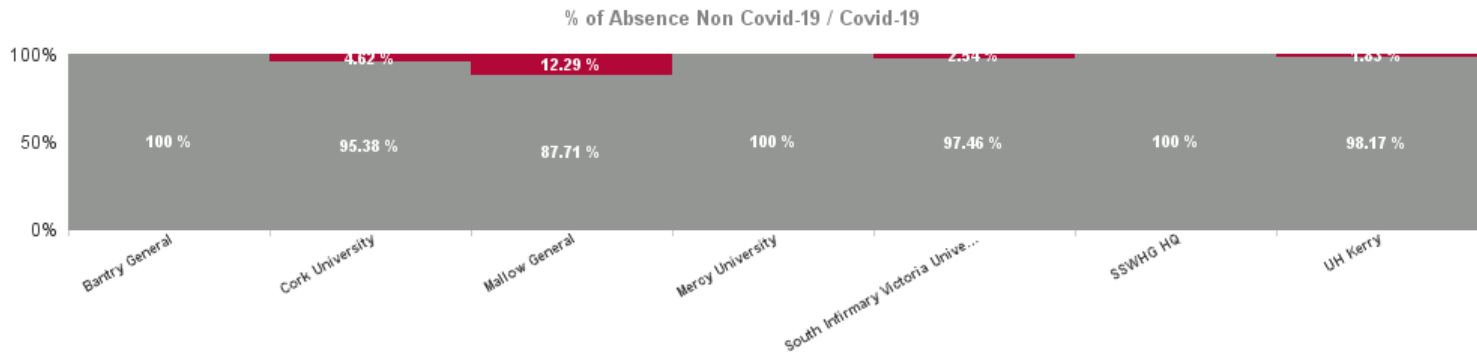
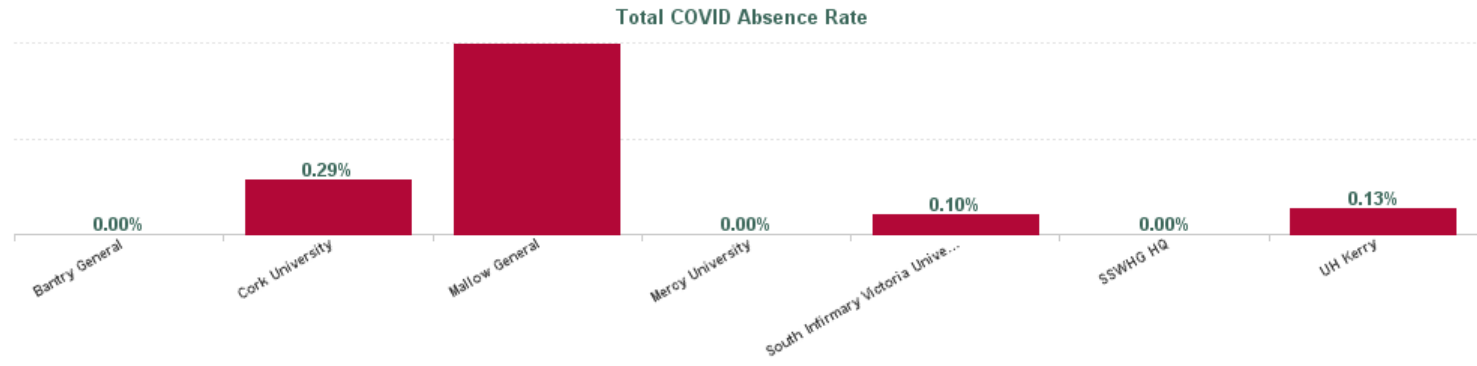


November 2024

Health Service Absence Rate - by Hospital : Nov 2024	Certified absence	Self-certified absence	Non Covid-19 absence	Covid-19 absence	Total absence rate	Medical & Dental	Nursing & Midwifery	Health & Social Care Professionals	Management & Administrative	General Support	Patient & Client Care
South/South West Hospital Group	4.97%	0.77%	5.74%	0.22%	5.96%	1.77%	6.82%	5.10%	4.75%	8.17%	10.32%
Bantry General	6.40%	0.69%	7.08%	0.00%	7.08%	0.00%	9.39%	4.56%	8.92%	0.00%	8.62%
Cork University	5.23%	0.70%	5.93%	0.29%	6.22%	1.17%	7.15%	6.26%	5.59%	8.77%	11.56%
Mallow General	6.09%	1.02%	7.11%	1.00%	8.10%	0.84%	8.34%	15.07%	5.49%	4.93%	13.26%
Mercy University	3.65%	1.02%	4.67%	0.00%	4.67%	2.04%	5.19%	3.42%	2.66%	10.28%	7.48%
South Infirmary Victoria University	3.22%	0.69%	3.91%	0.10%	4.01%	1.35%	3.87%	0.90%	4.83%	5.23%	12.02%
SSWHG HQ	1.55%	0.39%	1.95%	0.00%	1.95%		0.45%	0.00%	2.16%		
UH Kerry	6.23%	0.81%	7.04%	0.13%	7.17%	4.67%	8.33%	3.12%	5.61%	8.90%	10.64%

November 2024

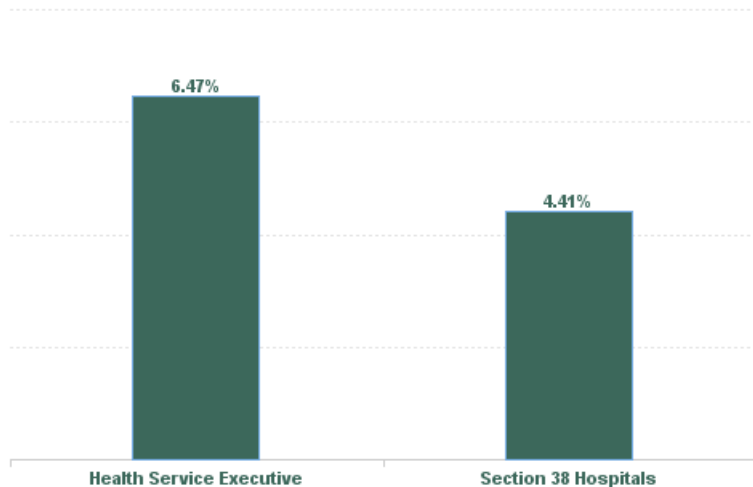
Health Service Absence Rate - by Staff Category & Hospital: Nov 2024	Non Covid-19 absence	Covid-19 absence	Total absence rate	Medical & Dental	Nursing & Midwifery	Health & Social Care Professionals	Management & Administrative	General Support	Patient & Client Care
South/South West Hospital Group	5.74%	0.22%	0.22%	0.00%	0.22%	0.08%	0.15%	0.06%	1.21%
Bantry General	7.08%	0.00%	7.08%	0.00%	0.00%	0.00%	0.00%	0.00%	0.00%
Cork University	5.93%	0.29%	6.22%	0.00%	0.32%	0.12%	0.33%	0.03%	1.98%
Mallow General	7.11%	1.00%	8.10%	0.00%	0.74%	0.00%	0.00%	0.17%	3.96%
Mercy University	4.67%	0.00%	4.67%	0.00%	0.00%	0.00%	0.00%	0.00%	0.00%
South Infirmar Victoria University	3.91%	0.10%	4.01%	0.00%	0.15%	0.10%	0.15%	0.00%	0.00%
SSWHG HQ	1.95%	0.00%	1.95%		0.00%	0.00%	0.00%		
UH Kerry	7.04%	0.13%	7.17%	0.00%	0.08%	0.00%	0.03%	0.20%	0.88%



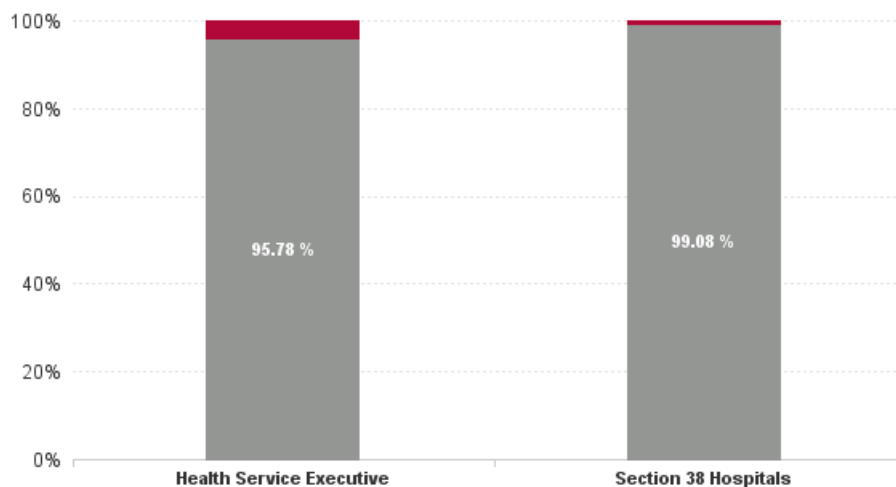
November 2024

Health Service Absence Rate - by Admin : Nov 2024	Certified absence	Self-certified absence	Non Covid-19 absence	Covid-19 absence	Total absence rate	Medical & Dental	Nursing & Midwifery	Health & Social Care Professionals	Management & Administrative	General Support	Patient & Client Care
South/South West Hospital Group	4.97%	0.77%	5.74%	0.22%	5.96%	1.77%	6.82%	5.10%	4.75%	8.17%	10.32%
Bantry General	6.40%	0.69%	7.08%	0.00%	7.08%	0.00%	9.39%	4.56%	8.92%	0.00%	8.62%
Cork University	5.23%	0.70%	5.93%	0.29%	6.22%	1.17%	7.15%	6.26%	5.59%	8.77%	11.56%
Mallow General	6.09%	1.02%	7.11%	1.00%	8.10%	0.84%	8.34%	15.07%	5.49%	4.93%	13.26%
SSWHG HQ	1.55%	0.39%	1.95%	0.00%	1.95%		0.45%	0.00%	2.16%		
UH Kerry	6.23%	0.81%	7.04%	0.13%	7.17%	4.67%	8.33%	3.12%	5.61%	8.90%	10.64%
Health Service Executive	5.46%	0.73%	6.20%	0.27%	6.47%	1.75%	7.51%	5.93%	5.34%	8.37%	11.14%
Mercy University	3.65%	1.02%	4.67%	0.00%	4.67%	2.04%	5.19%	3.42%	2.66%	10.28%	7.48%
South Infirmary Victoria University	3.22%	0.69%	3.91%	0.10%	4.01%	1.35%	3.87%	0.90%	4.83%	5.23%	12.02%
Section 38 Hospitals	3.48%	0.89%	4.37%	0.04%	4.41%	1.81%	4.68%	2.56%	3.74%	7.24%	8.24%

Total Absence Rate



Non Covid-19 & Covid-19 Absence



Health Service Absence Rate - by Staff Category: Nov 2024	Certified absence	Self-certified absence	Non Covid-19 absence	Covid-19 absence	Total absence rate	% Non Covid-19 absence	% Covid-19 absence
Bantry General	6.40%	0.69%	7.08%	0.00%	7.08%	100.00%	
Medical & Dental	0.00%	0.00%	0.00%	0.00%	0.00%		
Nursing & Midwifery	8.39%	1.00%	9.39%	0.00%	9.39%	100.00%	
Health & Social Care Professionals	3.26%	1.30%	4.56%	0.00%	4.56%	100.00%	
Management & Administrative	8.02%	0.90%	8.92%	0.00%	8.92%	100.00%	
General Support	0.00%	0.00%	0.00%	0.00%	0.00%		
Patient & Client Care	8.26%	0.36%	8.62%	0.00%	8.62%	100.00%	

Health Service Absence Rate - by Staff Category: Nov 2024	Certified absence	Self-certified absence	Non Covid-19 absence	Covid-19 absence	Total absence rate	% Non Covid-19 absence	% Covid-19 absence
Cork University	5.23%	0.70%	5.93%	0.29%	6.22%	95.38%	4.62%
Medical & Dental	1.16%	0.01%	1.17%	0.00%	1.17%	100.00%	
Nursing & Midwifery	5.78%	1.05%	6.83%	0.32%	7.15%	95.59%	4.41%
Health & Social Care Professionals	5.47%	0.68%	6.15%	0.12%	6.26%	98.13%	1.87%
Management & Administrative	4.60%	0.66%	5.26%	0.33%	5.59%	94.10%	5.90%
General Support	8.08%	0.66%	8.74%	0.03%	8.77%	99.63%	0.37%
Patient & Client Care	8.80%	0.78%	9.58%	1.98%	11.56%	82.83%	17.17%

Health Service Absence Rate - by Staff Category: Nov 2024	Certified absence	Self-certified absence	Non Covid-19 absence	Covid-19 absence	Total absence rate	% Non Covid-19 absence	% Covid-19 absence
Mallow General	6.09%	1.02%	7.11%	1.00%	8.10%	87.71%	12.29%
Medical & Dental	0.00%	0.84%	0.84%	0.00%	0.84%	100.00%	
Nursing & Midwifery	6.46%	1.14%	7.60%	0.74%	8.34%	91.16%	8.84%
Health & Social Care Professionals	14.27%	0.80%	15.07%	0.00%	15.07%	100.00%	
Management & Administrative	5.17%	0.31%	5.49%	0.00%	5.49%	100.00%	
General Support	3.57%	1.19%	4.76%	0.17%	4.93%	96.47%	3.53%
Patient & Client Care	8.02%	1.28%	9.29%	3.96%	13.26%	70.11%	29.89%

Health Service Absence Rate - by Staff Category: Nov 2024	Certified absence	Self-certified absence	Non Covid-19 absence	Covid-19 absence	Total absence rate	% Non Covid-19 absence	% Covid-19 absence
Mercy University	3.65%	1.02%	4.67%	0.00%	4.67%	100.00%	
Medical & Dental	1.20%	0.84%	2.04%	0.00%	2.04%	100.00%	
Nursing & Midwifery	3.82%	1.37%	5.19%	0.00%	5.19%	100.00%	
Health & Social Care Professionals	2.90%	0.52%	3.42%	0.00%	3.42%	100.00%	
Management & Administrative	2.25%	0.41%	2.66%	0.00%	2.66%	100.00%	
General Support	9.54%	0.74%	10.28%	0.00%	10.28%	100.00%	
Patient & Client Care	5.93%	1.54%	7.48%	0.00%	7.48%	100.00%	

Health Service Absence Rate - by Staff Category: Nov 2024	Certified absence	Self-certified absence	Non Covid-19 absence	Covid-19 absence	Total absence rate	% Non Covid-19 absence	% Covid-19 absence
South Infirmary Victoria University	3.22%	0.69%	3.91%	0.10%	4.01%	97.46%	2.54%
Medical & Dental	1.30%	0.05%	1.35%	0.00%	1.35%	100.00%	
Nursing & Midwifery	2.93%	0.79%	3.72%	0.15%	3.87%	96.22%	3.78%
Health & Social Care Professionals	0.64%	0.16%	0.80%	0.10%	0.90%	89.30%	10.70%
Management & Administrative	3.82%	0.86%	4.68%	0.15%	4.83%	96.94%	3.06%
General Support	4.79%	0.44%	5.23%	0.00%	5.23%	100.00%	
Patient & Client Care	9.39%	2.64%	12.02%	0.00%	12.02%	100.00%	

Health Service Absence Rate - by Staff Category: Nov 2024	Certified absence	Self-certified absence	Non Covid-19 absence	Covid-19 absence	Total absence rate	% Non Covid-19 absence	% Covid-19 absence
SSWHG HQ	1.55%	0.39%	1.95%	0.00%	1.95%	100.00%	
Medical & Dental							
Nursing & Midwifery	0.00%	0.45%	0.45%	0.00%	0.45%	100.00%	
Health & Social Care Professionals	0.00%	0.00%	0.00%	0.00%	0.00%		
Management & Administrative	1.77%	0.39%	2.16%	0.00%	2.16%	100.00%	
General Support							
Patient & Client Care							

Health Service Absence Rate - by Staff Category: Nov 2024	Certified absence	Self-certified absence	Non Covid-19 absence	Covid-19 absence	Total absence rate	% Non Covid-19 absence	% Covid-19 absence
UH Kerry	6.23%	0.81%	7.04%	0.13%	7.17%	98.17%	1.83%
Medical & Dental	4.21%	0.46%	4.67%	0.00%	4.67%	100.00%	
Nursing & Midwifery	7.21%	1.05%	8.25%	0.08%	8.33%	99.04%	0.96%
Health & Social Care Professionals	2.56%	0.56%	3.12%	0.00%	3.12%	100.00%	
Management & Administrative	5.20%	0.39%	5.58%	0.03%	5.61%	99.53%	0.47%
General Support	8.03%	0.68%	8.70%	0.20%	8.90%	97.78%	2.22%
Patient & Client Care	8.30%	1.47%	9.76%	0.88%	10.64%	91.71%	8.29%

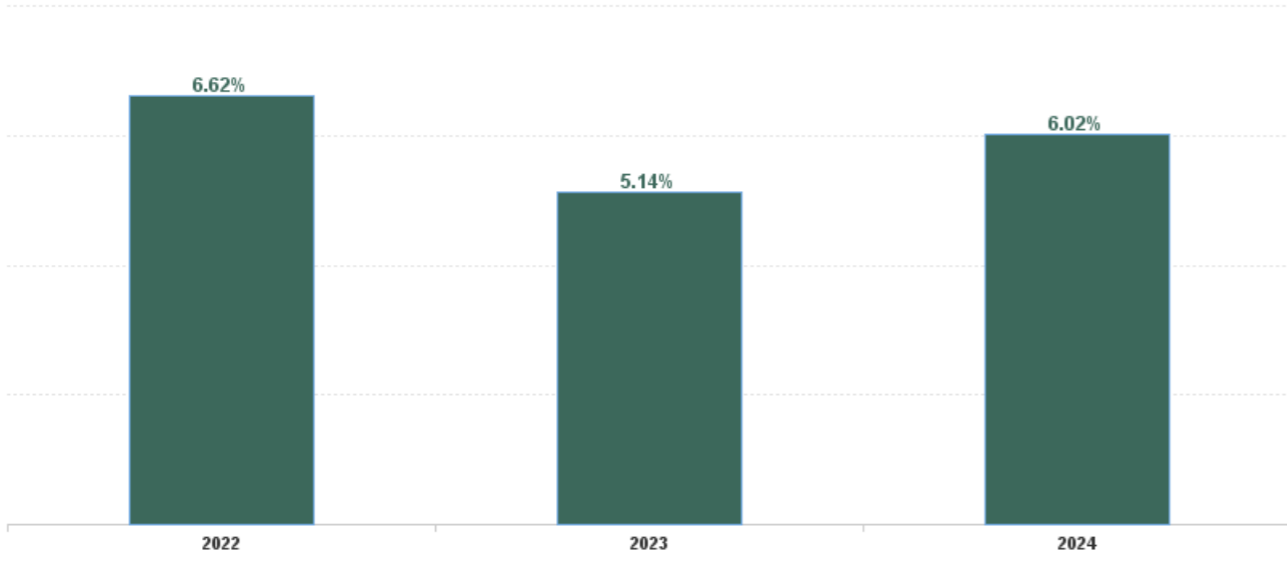
Year / Month	Certified absence	Self-certified absence	Non Covid-19 absence	Covid-19 absence	Total absence rate	Medical & Dental	Nursing & Midwifery	Health & Social Care Professionals	Management & Administrative	General Support	Patient & Client Care
Nov 2024	4.97%	0.77%	5.74%	0.22%	5.96%	1.77%	6.82%	5.10%	4.75%	8.17%	10.32%
Oct 2024	5.13%	0.76%	5.89%	0.29%	6.18%	1.69%	7.24%	5.31%	5.73%	7.27%	10.68%
Sep 2024	5.05%	0.77%	5.81%	0.40%	6.22%	1.43%	7.28%	5.49%	5.37%	7.49%	11.49%
Aug 2024	4.96%	0.67%	5.63%	0.51%	6.15%	1.41%	7.21%	5.70%	5.21%	7.88%	10.08%
Jul 2024	4.99%	0.74%	5.73%	0.86%	6.59%	1.01%	8.30%	5.51%	5.82%	7.78%	10.72%
Jun 2024	4.70%	0.75%	5.44%	0.61%	6.05%	1.61%	6.82%	5.56%	5.50%	7.66%	9.52%
May 2024	4.89%	0.77%	5.66%	0.22%	5.88%	1.66%	6.67%	5.44%	4.66%	7.88%	10.02%
Apr 2024	4.70%	0.71%	5.41%	0.18%	5.59%	1.22%	6.62%	4.85%	4.60%	7.31%	9.17%
Mar 2024	4.88%	0.72%	5.60%	0.20%	5.79%	1.64%	6.61%	5.17%	5.17%	7.07%	9.71%
Feb 2024	4.67%	0.69%	5.36%	0.25%	5.61%	1.27%	6.48%	5.52%	5.25%	6.71%	9.14%
Jan 2024	4.68%	0.85%	5.53%	0.67%	6.20%	1.35%	7.06%	6.15%	6.17%	7.50%	9.68%
2024	4.88%	0.75%	5.62%	0.40%	6.02%	1.46%	7.02%	5.44%	5.29%	7.52%	10.05%
Dec 2023	4.16%	0.98%	5.15%	0.47%	5.62%	1.33%	6.65%	5.47%	5.32%	5.98%	8.50%
Nov 2023	4.32%	0.72%	5.04%	0.39%	5.43%	1.31%	6.56%	5.23%	4.65%	6.53%	8.11%
Oct 2023	4.43%	0.75%	5.19%	0.59%	5.78%	1.21%	6.60%	5.67%	5.04%	7.35%	9.58%
Sep 2023	4.20%	0.69%	4.90%	0.69%	5.59%	1.21%	6.37%	5.19%	5.31%	7.57%	8.52%
Aug 2023	3.97%	0.89%	4.85%	0.54%	5.40%	0.95%	6.10%	5.36%	4.66%	7.56%	8.78%
Jul 2023	4.23%	0.62%	4.85%	0.27%	5.12%	0.94%	5.71%	5.28%	4.48%	7.01%	8.78%
Jun 2023	4.00%	0.61%	4.61%	0.29%	4.89%	0.67%	5.56%	4.35%	4.61%	6.84%	8.06%
May 2023	3.98%	0.66%	4.64%	0.37%	5.02%	0.71%	5.93%	4.33%	4.80%	5.76%	9.35%
Apr 2023	3.82%	0.57%	4.38%	0.31%	4.69%	0.69%	5.53%	3.77%	4.54%	5.22%	8.89%
Mar 2023	3.09%	0.47%	3.56%	0.22%	3.78%	0.85%	3.89%	3.81%	3.58%	4.88%	7.19%
Feb 2023	3.40%	0.82%	4.21%	0.26%	4.47%	1.22%	5.19%	4.09%	4.19%	4.55%	6.83%
Jan 2023	4.25%	0.97%	5.22%	0.69%	5.91%	1.25%	7.49%	5.23%	5.36%	5.46%	7.56%
2023	3.98%	0.73%	4.71%	0.43%	5.14%	1.02%	5.95%	4.82%	4.71%	6.23%	8.35%
Dec 2022	3.94%	1.15%	5.09%	1.02%	6.11%	2.13%	7.31%	6.16%	5.97%	5.34%	7.57%
Nov 2022	3.82%	0.99%	4.81%	0.70%	5.50%	1.19%	6.76%	4.30%	5.33%	6.06%	7.02%
Oct 2022	3.86%	0.85%	4.72%	0.72%	5.44%	0.73%	6.54%	4.61%	5.09%	6.71%	7.04%
Sep 2022	3.85%	0.84%	4.69%	0.48%	5.17%	1.31%	5.96%	4.27%	4.86%	5.65%	8.32%
Aug 2022	3.77%	0.86%	4.63%	0.61%	5.25%	1.45%	6.53%	3.87%	5.04%	5.06%	7.57%
Jul 2022	3.74%	0.77%	4.50%	1.68%	6.18%	1.90%	7.75%	4.24%	5.12%	7.64%	7.08%
Jun 2022	4.13%	1.02%	5.15%	2.48%	7.62%	1.77%	9.37%	6.85%	6.10%	10.65%	6.69%
May 2022	3.59%	0.85%	4.44%	0.66%	5.10%	1.13%	5.98%	4.30%	4.93%	6.62%	5.59%
Apr 2022	3.83%	0.93%	4.76%	2.49%	7.25%	1.95%	8.90%	6.88%	5.95%	7.57%	9.35%
Mar 2022	3.76%	0.98%	4.74%	5.02%	9.76%	3.67%	12.37%	7.83%	9.32%	9.26%	10.18%
Feb 2022	3.51%	0.78%	4.29%	2.48%	6.77%	1.31%	8.67%	5.98%	5.95%	7.08%	7.58%
Jan 2022	3.49%	0.68%	4.16%	5.35%	9.52%	2.10%	12.44%	8.17%	8.06%	9.96%	9.83%
2022	3.77%	0.89%	4.66%	1.96%	6.62%	1.70%	8.18%	5.60%	5.96%	7.27%	7.78%
Dec 2021	3.77%	0.79%	4.55%	1.99%	6.54%	1.54%	7.83%	6.35%	6.17%	7.15%	7.67%
Nov 2021	4.20%	0.94%	5.14%	1.05%	6.20%	2.01%	7.14%	5.98%	6.67%	6.33%	7.30%
Oct 2021	3.90%	0.91%	4.81%	0.88%	5.68%	1.60%	6.69%	5.26%	5.10%	5.96%	8.41%
Sep 2021	3.96%	0.83%	4.79%	0.56%	5.35%	1.40%	6.39%	4.34%	5.37%	5.10%	8.59%
Aug 2021	3.18%	1.04%	4.21%	0.67%	4.89%	1.04%	5.26%	4.50%	6.37%	4.44%	8.40%
Jul 2021	3.27%	0.80%	4.07%	0.38%	4.45%	0.99%	5.07%	4.39%	5.34%	4.51%	5.27%
Jun 2021	3.13%	0.66%	3.79%	0.28%	4.07%	0.80%	4.75%	3.55%	3.23%	4.43%	7.98%
May 2021	3.16%	0.55%	3.71%	0.40%	4.11%	0.76%	4.85%	2.72%	4.59%	4.39%	6.98%
Apr 2021	3.22%	0.52%	3.73%	0.54%	4.27%	0.93%	4.94%	3.92%	3.92%	4.48%	7.55%

Mar 2021	3.18%	0.55%	3.73%	0.97%	4.71%	1.13%	5.74%	4.17%	4.01%	4.31%	8.26%
Feb 2021	3.15%	0.57%	3.72%	1.60%	5.32%	1.26%	6.66%	3.62%	5.49%	5.26%	7.91%
Jan 2021	3.09%	0.63%	3.73%	5.47%	9.20%	5.68%	11.41%	6.59%	8.23%	9.50%	8.38%
2021	3.44%	0.74%	4.18%	1.25%	5.42%	1.62%	6.42%	4.63%	5.41%	5.51%	7.73%

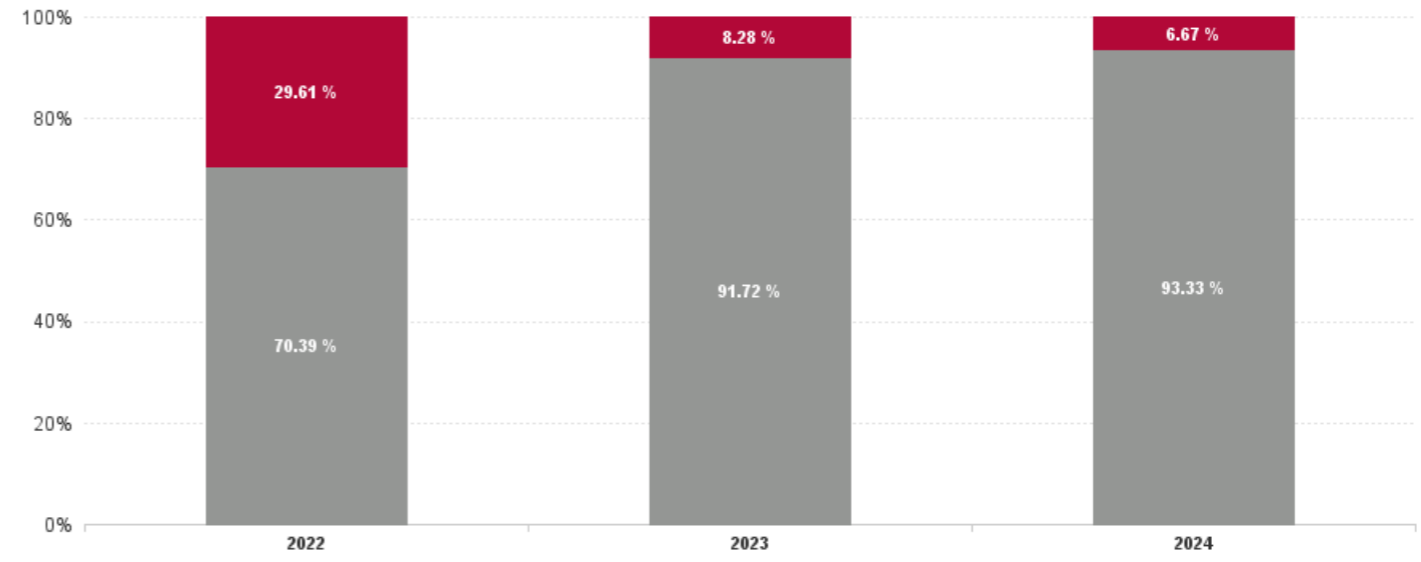
Year / Month	Certified absence	Self-certified absence	Non Covid-19 absence	Covid-19 absence	Total absence rate	Bantry General	Cork University	Mallow General	Mercy University	South Infirmary Victoria University	SSWHG HQ	UH Kerry	South/South West Hospital Group
Nov 2024	4.97%	0.77%	5.74%	0.22%	5.96%	7.08%	6.22%	8.10%	4.67%	4.01%	1.95%	7.17%	5.96%
Oct 2024	5.13%	0.76%	5.89%	0.29%	6.18%	8.76%	6.27%	6.82%	5.77%	4.02%	2.19%	7.22%	6.18%
Sep 2024	5.05%	0.77%	5.81%	0.40%	6.22%	8.37%	6.54%	7.14%	5.64%	3.72%	1.95%	6.96%	6.22%
Aug 2024	4.96%	0.67%	5.63%	0.51%	6.15%	7.69%	6.56%	7.92%	5.08%	3.37%	2.11%	7.19%	6.15%
Jul 2024	4.99%	0.74%	5.73%	0.86%	6.59%	8.31%	6.73%	8.31%	5.35%	4.41%	3.99%	8.11%	6.59%
Jun 2024	4.70%	0.75%	5.44%	0.61%	6.05%	7.16%	6.44%	7.43%	4.94%	3.16%	2.45%	7.61%	6.05%
May 2024	4.89%	0.77%	5.66%	0.22%	5.88%	7.63%	5.87%	8.00%	5.31%	3.89%	4.11%	6.97%	5.88%
Apr 2024	4.70%	0.71%	5.41%	0.18%	5.59%	6.49%	5.40%	8.44%	5.17%	4.01%	4.10%	6.92%	5.59%
Mar 2024	4.88%	0.72%	5.60%	0.20%	5.79%	6.42%	5.56%	6.23%	5.83%	3.99%		7.57%	5.79%
Feb 2024	4.67%	0.69%	5.36%	0.25%	5.61%	6.80%	5.33%	4.82%	5.05%	4.63%		7.77%	5.61%
Jan 2024	4.68%	0.85%	5.53%	0.67%	6.20%	6.52%	6.35%	6.86%	5.95%	3.69%		7.30%	6.20%
2024	4.88%	0.75%	5.62%	0.40%	6.02%	7.39%	6.12%	7.29%	5.34%	3.90%	2.90%	7.34%	6.02%
Dec 2023	4.16%	0.98%	5.15%	0.47%	5.62%	7.19%	5.60%	7.66%	4.73%	4.12%		6.93%	5.62%
Nov 2023	4.32%	0.72%	5.04%	0.39%	5.43%	7.09%	5.28%	7.42%	5.35%	4.51%		5.89%	5.43%
Oct 2023	4.43%	0.75%	5.19%	0.59%	5.78%	8.41%	5.32%	7.26%	5.77%	5.63%		6.60%	5.78%
Sep 2023	4.20%	0.69%	4.90%	0.69%	5.59%	8.85%	5.43%	6.17%	5.88%	3.09%		6.74%	5.59%
Aug 2023	3.97%	0.89%	4.85%	0.54%	5.40%	6.59%	5.03%	6.79%	5.90%	3.26%		7.24%	5.40%
Jul 2023	4.23%	0.62%	4.85%	0.27%	5.12%	4.90%	4.73%	5.68%	6.10%	3.18%		6.86%	5.12%
Jun 2023	4.00%	0.61%	4.61%	0.29%	4.89%	4.30%	4.63%	5.89%	6.00%	3.18%		5.88%	4.89%
May 2023	3.98%	0.66%	4.64%	0.37%	5.02%	5.30%	4.79%	5.34%	5.95%	3.43%		5.89%	5.02%
Apr 2023	3.82%	0.57%	4.38%	0.31%	4.69%	5.21%	4.41%	5.14%	5.29%	3.00%		5.98%	4.69%
Mar 2023	3.09%	0.47%	3.56%	0.22%	3.78%	5.01%	3.16%	3.77%	5.15%	4.02%		4.31%	3.78%
Feb 2023	3.40%	0.82%	4.21%	0.26%	4.47%	4.96%	4.21%	6.36%	5.28%	4.54%		4.08%	4.47%
Jan 2023	4.25%	0.97%	5.22%	0.69%	5.91%	4.93%	5.90%	7.10%	7.47%	4.81%		5.24%	5.91%
2023	3.98%	0.73%	4.71%	0.43%	5.14%	6.09%	4.87%	6.23%	5.73%	3.89%		5.92%	5.14%
Dec 2022	3.94%	1.15%	5.09%	1.02%	6.11%	5.64%	6.43%	6.27%	6.85%	4.60%		5.53%	6.11%
Nov 2022	3.82%	0.99%	4.81%	0.70%	5.50%	5.53%	5.53%	5.45%	6.18%	4.49%		5.44%	5.50%
Oct 2022	3.86%	0.85%	4.72%	0.72%	5.44%	6.43%	5.09%	4.53%	6.97%	4.49%		5.96%	5.44%
Sep 2022	3.85%	0.84%	4.69%	0.48%	5.17%	4.34%	4.88%	4.83%	6.96%	3.41%		5.82%	5.17%
Aug 2022	3.77%	0.86%	4.63%	0.61%	5.25%	5.29%	5.10%	5.38%	6.04%	3.73%		6.05%	5.25%
Jul 2022	3.74%	0.77%	4.50%	1.68%	6.18%	8.69%	5.86%	4.88%	5.83%	6.65%		7.15%	6.18%
Jun 2022	4.13%	1.02%	5.15%	2.48%	7.62%	6.82%	7.82%	5.96%	7.59%	5.37%		9.22%	7.62%
May 2022	3.59%	0.85%	4.44%	0.66%	5.10%	5.50%	5.12%	3.85%	5.06%	4.16%		5.88%	5.10%
Apr 2022	3.83%	0.93%	4.76%	2.49%	7.25%	7.03%	7.66%	3.86%	6.70%	7.68%		6.82%	7.25%
Mar 2022	3.76%	0.98%	4.74%	5.02%	9.76%	14.69%	10.04%	5.92%	9.54%	9.11%		9.37%	9.76%
Feb 2022	3.51%	0.78%	4.29%	2.48%	6.77%	7.55%	7.28%	4.44%	5.93%	6.89%		6.05%	6.77%
Jan 2022	3.49%	0.68%	4.16%	5.35%	9.52%	10.23%	9.98%	4.84%	8.90%	6.80%		10.81%	9.52%
2022	3.77%	0.89%	4.66%	1.96%	6.62%	7.21%	6.69%	4.98%	6.87%	5.61%		6.97%	6.62%
Dec 2021	3.77%	0.79%	4.55%	1.99%	6.54%	8.99%	6.53%	5.31%	6.62%	5.36%		7.11%	6.54%
Nov 2021	4.20%	0.94%	5.14%	1.05%	6.20%	6.76%	5.59%	7.51%	6.70%	6.29%		7.57%	6.20%
Oct 2021	3.90%	0.91%	4.81%	0.88%	5.68%	7.28%	5.59%	5.63%	5.98%	4.03%		6.59%	5.68%
Sep 2021	3.96%	0.83%	4.79%	0.56%	5.35%	5.89%	4.86%	7.68%	6.64%	3.98%		6.18%	5.35%
Aug 2021	3.18%	1.04%	4.21%	0.67%	4.89%	5.11%	4.28%	6.88%	7.64%	3.01%		5.66%	4.89%
Jul 2021	3.27%	0.80%	4.07%	0.38%	4.45%	4.43%	4.15%	6.40%	5.31%	2.91%		5.50%	4.45%
Jun 2021	3.13%	0.66%	3.79%	0.28%	4.07%	2.30%	4.01%	7.57%	4.25%	3.92%		3.87%	4.07%
May 2021	3.16%	0.55%	3.71%	0.40%	4.11%	2.06%	3.94%	6.35%	6.06%	3.37%		3.47%	4.11%
Apr 2021	3.22%	0.52%	3.73%	0.54%	4.27%	3.05%	4.29%	5.55%	5.74%	2.99%		3.72%	4.27%

Mar 2021	3.18%	0.55%	3.73%	0.97%	4.71%	3.40%	4.10%	8.23%	7.56%	3.57%		4.34%	4.71%
Feb 2021	3.15%	0.57%	3.72%	1.60%	5.32%	5.62%	4.85%	7.53%	7.85%	3.29%		5.30%	5.32%
Jan 2021	3.09%	0.63%	3.73%	5.47%	9.20%	13.00%	9.47%	7.96%	12.32%	7.10%		5.81%	9.20%
2021	3.44%	0.74%	4.18%	1.25%	5.42%	5.75%	5.18%	6.93%	6.87%	4.15%		5.44%	5.42%

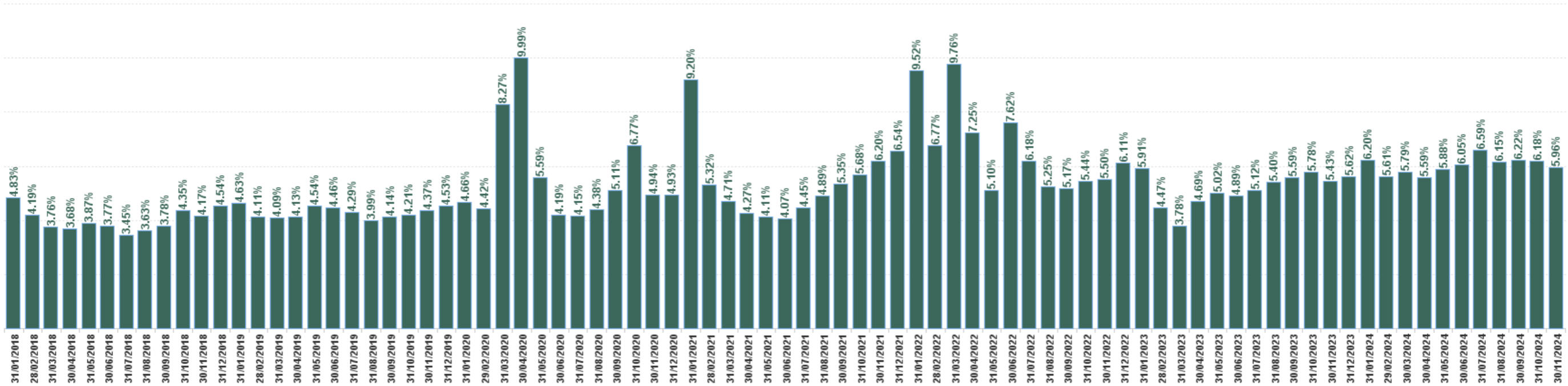
Total Absence Rate



% of Absence Non Covid-19 / Covid-19



Total Absence Rate



Year / Month	Certified absence	Self-certified absence	Non Covid-19 absence	Covid-19 absence	Total absence rate	Health Service Executive	Section 38 Hospitals	South/South West Hospital Group
Nov 2024	4.97%	0.77%	5.74%	0.22%	5.96%	6.47%	4.41%	5.96%
Oct 2024	5.13%	0.76%	5.89%	0.29%	6.18%	6.53%	5.07%	6.18%
Sep 2024	5.05%	0.77%	5.81%	0.40%	6.22%	6.67%	4.87%	6.22%
Aug 2024	4.96%	0.67%	5.63%	0.51%	6.15%	6.74%	4.39%	6.15%
Jul 2024	4.99%	0.74%	5.73%	0.86%	6.59%	7.10%	4.97%	6.59%
Jun 2024	4.70%	0.75%	5.44%	0.61%	6.05%	6.70%	4.22%	6.05%
May 2024	4.89%	0.77%	5.66%	0.22%	5.88%	6.24%	4.74%	5.88%
Apr 2024	4.70%	0.71%	5.41%	0.18%	5.59%	5.87%	4.70%	5.59%
Mar 2024	4.88%	0.72%	5.60%	0.20%	5.79%	6.04%	5.09%	5.79%
Feb 2024	4.67%	0.69%	5.36%	0.25%	5.61%	5.87%	4.88%	5.61%
Jan 2024	4.68%	0.85%	5.53%	0.67%	6.20%	6.57%	5.06%	6.20%
2024	4.88%	0.75%	5.62%	0.40%	6.02%	6.44%	4.77%	6.02%
Dec 2023	4.16%	0.98%	5.15%	0.47%	5.62%	6.03%	4.49%	5.62%
Nov 2023	4.32%	0.72%	5.04%	0.39%	5.43%	5.57%	5.02%	5.43%
Oct 2023	4.43%	0.75%	5.19%	0.59%	5.78%	5.80%	5.72%	5.78%
Sep 2023	4.20%	0.69%	4.90%	0.69%	5.59%	5.88%	4.76%	5.59%
Aug 2023	3.97%	0.89%	4.85%	0.54%	5.40%	5.61%	4.79%	5.40%
Jul 2023	4.23%	0.62%	4.85%	0.27%	5.12%	5.20%	4.90%	5.12%
Jun 2023	4.00%	0.61%	4.61%	0.29%	4.89%	4.92%	4.83%	4.89%
May 2023	3.98%	0.66%	4.64%	0.37%	5.02%	5.06%	4.88%	5.02%
Apr 2023	3.82%	0.57%	4.38%	0.31%	4.69%	4.80%	4.38%	4.69%
Mar 2023	3.09%	0.47%	3.56%	0.22%	3.78%	3.51%	4.67%	3.78%
Feb 2023	3.40%	0.82%	4.21%	0.26%	4.47%	4.28%	4.99%	4.47%
Jan 2023	4.25%	0.97%	5.22%	0.69%	5.91%	5.76%	6.37%	5.91%
2023	3.98%	0.73%	4.71%	0.43%	5.14%	5.19%	4.98%	5.14%
Dec 2022	3.94%	1.15%	5.09%	1.02%	6.11%	6.19%	5.91%	6.11%
Nov 2022	3.82%	0.99%	4.81%	0.70%	5.50%	5.51%	5.50%	5.50%
Oct 2022	3.86%	0.85%	4.72%	0.72%	5.44%	5.29%	5.96%	5.44%
Sep 2022	3.85%	0.84%	4.69%	0.48%	5.17%	5.06%	5.48%	5.17%

Aug 2022	3.77%	0.86%	4.63%	0.61%	5.25%	5.33%	5.03%	5.25%
Jul 2022	3.74%	0.77%	4.50%	1.68%	6.18%	6.18%	6.16%	6.18%
Jun 2022	4.13%	1.02%	5.15%	2.48%	7.62%	7.99%	6.66%	7.62%
May 2022	3.59%	0.85%	4.44%	0.66%	5.10%	5.23%	4.68%	5.10%
Apr 2022	3.83%	0.93%	4.76%	2.49%	7.25%	7.30%	7.10%	7.25%
Mar 2022	3.76%	0.98%	4.74%	5.02%	9.76%	9.92%	9.36%	9.76%
Feb 2022	3.51%	0.78%	4.29%	2.48%	6.77%	6.93%	6.31%	6.77%
Jan 2022	3.49%	0.68%	4.16%	5.35%	9.52%	9.98%	8.03%	9.52%
2022	3.77%	0.89%	4.66%	1.96%	6.62%	6.71%	6.35%	6.62%
Dec 2021	3.77%	0.79%	4.55%	1.99%	6.54%	6.73%	6.07%	6.54%
Nov 2021	4.20%	0.94%	5.14%	1.05%	6.20%	6.09%	6.52%	6.20%
Oct 2021	3.90%	0.91%	4.81%	0.88%	5.68%	5.84%	5.17%	5.68%
Sep 2021	3.96%	0.83%	4.79%	0.56%	5.35%	5.30%	5.50%	5.35%
Aug 2021	3.18%	1.04%	4.21%	0.67%	4.89%	4.64%	5.64%	4.89%
Jul 2021	3.27%	0.80%	4.07%	0.38%	4.45%	4.52%	4.28%	4.45%
Jun 2021	3.13%	0.66%	3.79%	0.28%	4.07%	4.05%	4.11%	4.07%
May 2021	3.16%	0.55%	3.71%	0.40%	4.11%	3.85%	4.94%	4.11%
Apr 2021	3.22%	0.52%	3.73%	0.54%	4.27%	4.16%	4.57%	4.27%

