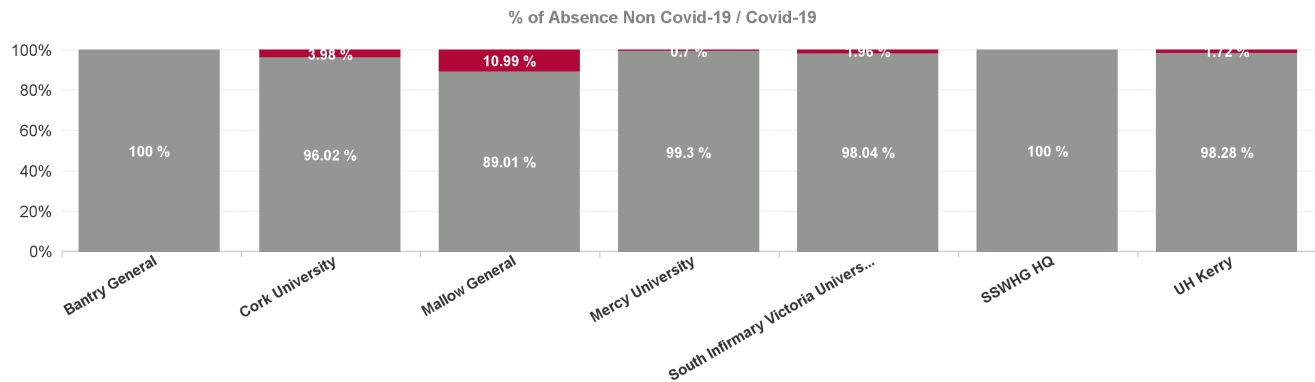
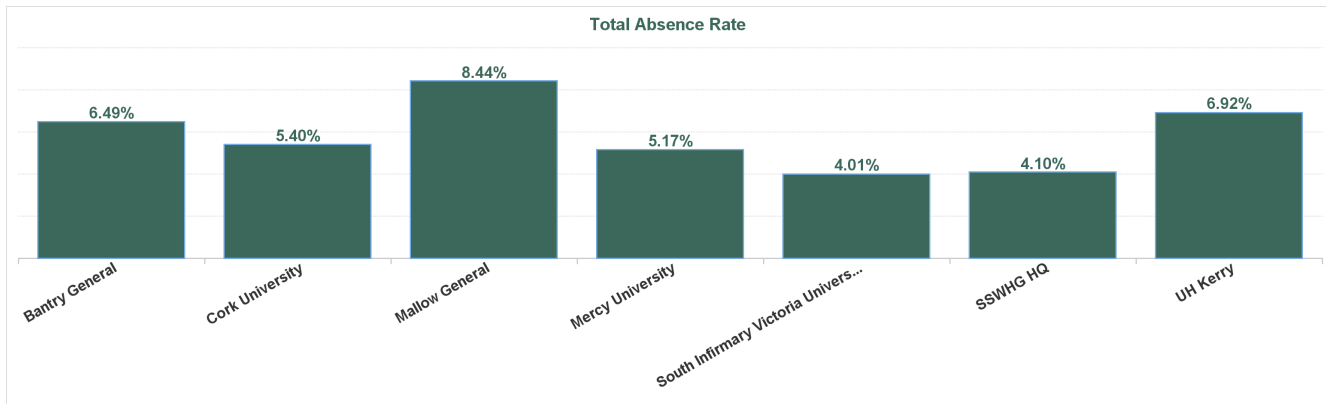


April 2024

Health Service Absence Rate - by Staff Category: Apr 2024	Certified absence	Self-certified absence	Non Covid-19 absence	Covid-19 absence	Total absence rate	% Non Covid-19 absence	% Covid-19 absence
<b>South/South West Hospital Group</b>	<b>4.70%</b>	<b>0.71%</b>	<b>5.41%</b>	<b>0.18%</b>	<b>5.59%</b>	<b>96.84%</b>	<b>3.16%</b>
Medical & Dental	1.11%	0.06%	1.17%	0.05%	1.22%	96.28%	3.72%
Nursing & Midwifery	5.34%	1.08%	6.42%	0.20%	6.62%	97.04%	2.96%
Health & Social Care Professionals	4.28%	0.54%	4.81%	0.04%	4.85%	99.21%	0.79%
Management & Administrative	4.05%	0.50%	4.55%	0.05%	4.60%	98.81%	1.19%
General Support	6.65%	0.57%	7.22%	0.09%	7.31%	98.73%	1.27%
Patient & Client Care	7.31%	0.97%	8.28%	0.89%	9.17%	90.32%	9.68%

Health Service Absence Rate - by Care Group: Apr 2024	Certified absence	Self-certified absence	Non Covid-19 absence	Covid-19 absence	Total absence rate	% Non Covid-19 absence	% Covid-19 absence
<b>South/South West Hospital Group</b>	<b>4.70%</b>	<b>0.71%</b>	<b>5.41%</b>	<b>0.18%</b>	<b>5.59%</b>	<b>96.84%</b>	<b>3.16%</b>
Bantry General	6.20%	0.29%	6.49%	0.00%	6.49%	100.00%	0.00%
Cork University	4.52%	0.67%	5.19%	0.21%	5.40%	96.02%	3.98%
Mallow General	6.85%	0.66%	7.51%	0.93%	8.44%	89.01%	10.99%
Mercy University	4.14%	1.00%	5.14%	0.04%	5.17%	99.30%	0.70%
South Infirmary Victoria University	3.21%	0.72%	3.93%	0.08%	4.01%	98.04%	1.96%
SSWHG HQ	3.77%	0.33%	4.10%	0.00%	4.10%	100.00%	0.00%
UH Kerry	6.09%	0.71%	6.80%	0.12%	6.92%	98.28%	1.72%

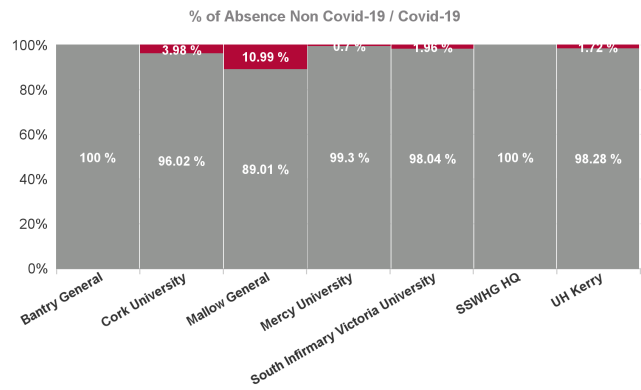
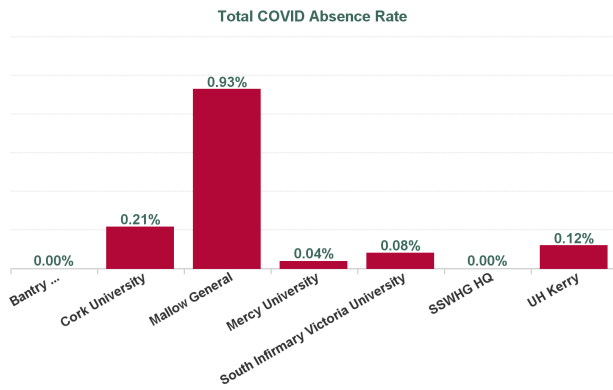


April 2024

Health Service Absence Rate - by Hospital : Apr 2024	Certified absence	Self-certified absence	Non Covid-19 absence	Covid-19 absence	Total absence rate	Medical & Dental	Nursing & Midwifery	Health & Social Care Professionals	Management & Administrative	General Support	Patient & Client Care
South/South West Hospital Group	4.70%	0.71%	5.41%	0.18%	5.59%	1.22%	6.62%	4.85%	4.60%	7.31%	9.17%
Bantry General	6.20%	0.29%	6.49%	0.00%	6.49%	0.00%	9.13%	2.13%	2.24%	4.50%	8.49%
Cork University	4.52%	0.67%	5.19%	0.21%	5.40%	1.13%	5.92%	5.26%	5.99%	7.53%	9.83%
Mallow General	6.85%	0.66%	7.51%	0.93%	8.44%	0.00%	10.59%	4.14%	4.01%	8.49%	12.21%
Mercy University	4.14%	1.00%	5.14%	0.04%	5.17%	1.20%	5.62%	4.55%	3.85%	6.92%	9.96%
South Infirmary Victoria University	3.21%	0.72%	3.93%	0.08%	4.01%	0.74%	6.29%	1.10%	3.18%	4.34%	2.09%
SSWHG HQ	3.77%	0.33%	4.10%	0.00%	4.10%	0.00%	1.42%	0.00%	4.53%		
UH Kerry	6.09%	0.71%	6.80%	0.12%	6.92%	2.21%	8.74%	6.60%	4.42%	8.57%	7.21%

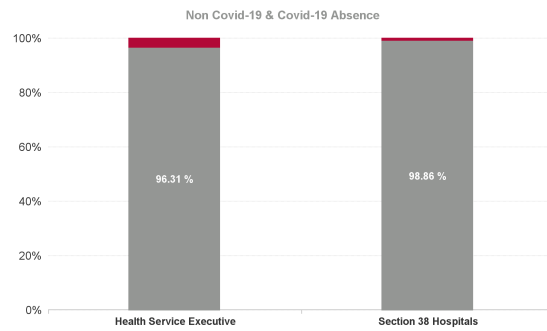
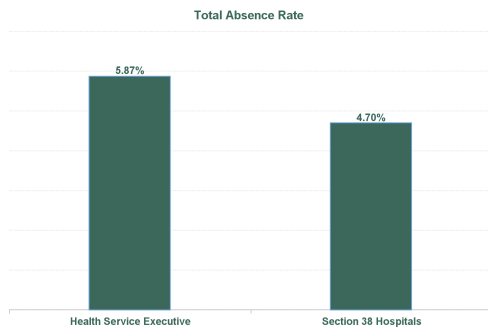
April 2024

Health Service Absence Rate - by Staff Category & Hospital: Apr 2024	Non Covid-19 absence	Covid-19 absence	Total absence rate	Medical & Dental	Nursing & Midwifery	Health & Social Care Professionals	Management & Administrative	General Support	Patient & Client Care
<b>South/South West Hospital Group</b>	<b>5.41%</b>	<b>0.18%</b>	<b>0.18%</b>	<b>0.05%</b>	<b>0.20%</b>	<b>0.04%</b>	<b>0.05%</b>	<b>0.09%</b>	<b>0.89%</b>
Bantry General	6.49%	0.00%	6.49%	0.00%	0.00%	0.00%	0.00%	0.00%	0.00%
Cork University	5.19%	0.21%	5.40%	0.02%	0.30%	0.07%	0.03%	0.11%	1.07%
Mallow General	7.51%	0.93%	8.44%	0.00%	0.57%	0.00%	0.00%	0.00%	3.83%
Mercy University	5.14%	0.04%	5.17%	0.11%	0.00%	0.00%	0.08%	0.13%	0.00%
South Infirmary Victoria University	3.93%	0.08%	4.01%	0.26%	0.03%	0.00%	0.16%	0.00%	0.00%
SSWHG HQ	4.10%	0.00%	4.10%	0.00%	0.00%	0.00%	0.00%		
UH Kerry	6.80%	0.12%	6.92%	0.00%	0.06%	0.00%	0.00%	0.11%	1.01%



April 2024

Health Service Absence Rate - by Admin - Apr 2024	Certified absence	Self-certified absence	Non Covid-19 absence	Covid-19 absence	Total absence rate	Medical & Dental	Nursing & Midwifery	Health & Social Care Professionals	Management & Administrative	General Support	Patient & Client Care
South/South West Hospital Group	4.70%	0.71%	5.41%	0.18%	5.59%	1.22%	6.62%	4.85%	4.60%	7.31%	9.17%
Bantry General	6.20%	0.29%	6.49%	0.00%	6.49%	0.00%	9.13%	2.13%	2.24%	4.50%	8.49%
Cork University	4.52%	0.67%	5.19%	0.21%	5.40%	1.13%	5.92%	5.26%	5.99%	7.53%	9.83%
Mallow General	6.85%	0.66%	7.51%	0.93%	8.44%	0.00%	10.59%	4.14%	4.01%	8.49%	12.21%
SSWHG HQ	3.77%	0.33%	4.10%	0.00%	4.10%	0.00%	1.42%	0.00%	4.53%		
UH Kerry	6.09%	0.71%	6.80%	0.12%	6.92%	2.21%	8.74%	6.60%	4.42%	8.57%	7.21%
<b>Health Service Executive</b>	<b>5.00%</b>	<b>0.65%</b>	<b>5.66%</b>	<b>0.22%</b>	<b>5.87%</b>	<b>1.26%</b>	<b>6.84%</b>	<b>5.35%</b>	<b>5.24%</b>	<b>7.73%</b>	<b>9.37%</b>
Mercy University	4.14%	1.00%	5.14%	0.04%	5.17%	1.20%	5.62%	4.55%	3.85%	6.92%	9.96%
South Infirmary Victoria University	3.21%	0.72%	3.93%	0.08%	4.01%	0.74%	6.29%	1.10%	3.18%	4.34%	2.09%
<b>Section 38 Hospitals</b>	<b>3.76%</b>	<b>0.89%</b>	<b>4.65%</b>	<b>0.05%</b>	<b>4.70%</b>	<b>1.04%</b>	<b>5.89%</b>	<b>3.33%</b>	<b>3.52%</b>	<b>5.38%</b>	<b>8.64%</b>



Health Service Absence Rate - by Staff Category: Apr 2024	Certified absence	Self-certified absence	Non Covid-19 absence	Covid-19 absence	Total absence rate	% Non Covid-19 absence	% Covid-19 absence
<b>Bantry General</b>	<b>6.20%</b>	<b>0.29%</b>	<b>6.49%</b>	<b>0.00%</b>	<b>6.49%</b>	<b>100.00%</b>	<b>0.00%</b>
Medical & Dental	0.00%	0.00%	0.00%	0.00%	0.00%	#DIV/0	#DIV/0
Nursing & Midwifery	8.94%	0.19%	9.13%	0.00%	9.13%	100.00%	0.00%
Health & Social Care Professionals	1.93%	0.20%	2.13%	0.00%	2.13%	100.00%	0.00%
Management & Administrative	1.72%	0.52%	2.24%	0.00%	2.24%	100.00%	0.00%
General Support	4.50%	0.00%	4.50%	0.00%	4.50%	100.00%	0.00%
Patient & Client Care	7.86%	0.63%	8.49%	0.00%	8.49%	100.00%	0.00%

Health Service Absence Rate - by Staff Category: Apr 2024	Certified absence	Self-certified absence	Non Covid-19 absence	Covid-19 absence	Total absence rate	% Non Covid-19 absence	% Covid-19 absence
<b>Cork University</b>	<b>4.52%</b>	<b>0.67%</b>	<b>5.19%</b>	<b>0.21%</b>	<b>5.40%</b>	<b>96.02%</b>	<b>3.98%</b>
Medical & Dental	1.11%	0.00%	1.11%	0.02%	1.13%	98.08%	1.92%
Nursing & Midwifery	4.61%	1.01%	5.62%	0.30%	5.92%	94.87%	5.13%
Health & Social Care Professionals	4.62%	0.58%	5.20%	0.07%	5.26%	98.75%	1.25%
Management & Administrative	5.41%	0.54%	5.96%	0.03%	5.99%	99.49%	0.51%
General Support	6.76%	0.66%	7.42%	0.11%	7.53%	98.52%	1.48%
Patient & Client Care	7.94%	0.81%	8.75%	1.07%	9.83%	89.07%	10.93%

--	--	--	--	--	--	--	--

Health Service Absence Rate - by Staff Category: Apr 2024	Certified absence	Self-certified absence	Non Covid-19 absence	Covid-19 absence	Total absence rate	% Non Covid-19 absence	% Covid-19 absence
<b>Mallow General</b>	<b>6.85%</b>	<b>0.66%</b>	<b>7.51%</b>	<b>0.93%</b>	<b>8.44%</b>	<b>89.01%</b>	<b>10.99%</b>
Medical & Dental	0.00%	0.00%	0.00%	0.00%	0.00%	#DIV/0	#DIV/0
Nursing & Midwifery	9.06%	0.96%	10.02%	0.57%	10.59%	94.60%	5.40%
Health & Social Care Professionals	3.63%	0.52%	4.14%	0.00%	4.14%	100.00%	0.00%
Management & Administrative	3.12%	0.89%	4.01%	0.00%	4.01%	100.00%	0.00%
General Support	8.41%	0.08%	8.49%	0.00%	8.49%	100.00%	0.00%
Patient & Client Care	7.65%	0.72%	8.38%	3.83%	12.21%	68.63%	31.37%

Health Service Absence Rate - by Staff Category: Apr 2024	Certified absence	Self-certified absence	Non Covid-19 absence	Covid-19 absence	Total absence rate	% Non Covid-19 absence	% Covid-19 absence
<b>Mercy University</b>	<b>4.14%</b>	<b>1.00%</b>	<b>5.14%</b>	<b>0.04%</b>	<b>5.17%</b>	<b>99.30%</b>	<b>0.70%</b>
Medical & Dental	1.04%	0.05%	1.09%	0.11%	1.20%	91.08%	8.92%
Nursing & Midwifery	3.99%	1.63%	5.62%	0.00%	5.62%	100.00%	0.00%
Health & Social Care Professionals	4.14%	0.41%	4.55%	0.00%	4.55%	100.00%	0.00%
Management & Administrative	3.38%	0.38%	3.76%	0.08%	3.85%	97.92%	2.08%
General Support	5.87%	0.93%	6.79%	0.13%	6.92%	98.11%	1.89%

Patient & Client Care	8.37%	1.59%	9.96%	0.00%	9.96%	100.00%	0.00%

Health Service Absence Rate - by Staff Category: Apr 2024	Certified absence	Self-certified absence	Non Covid-19 absence	Covid-19 absence	Total absence rate	% Non Covid-19 absence	% Covid-19 absence
<b>South Infirmery Victoria University</b>	<b>3.21%</b>	<b>0.72%</b>	<b>3.93%</b>	<b>0.08%</b>	<b>4.01%</b>	<b>98.04%</b>	<b>1.96%</b>
Medical & Dental	0.47%	0.00%	0.47%	0.26%	0.74%	64.22%	35.78%
Nursing & Midwifery	5.08%	1.18%	6.26%	0.03%	6.29%	99.49%	0.51%
Health & Social Care Professionals	0.75%	0.35%	1.10%	0.00%	1.10%	100.00%	0.00%
Management & Administrative	2.44%	0.59%	3.03%	0.16%	3.18%	95.09%	4.91%
General Support	3.73%	0.61%	4.34%	0.00%	4.34%	100.00%	0.00%
Patient & Client Care	1.64%	0.45%	2.09%	0.00%	2.09%	100.00%	0.00%

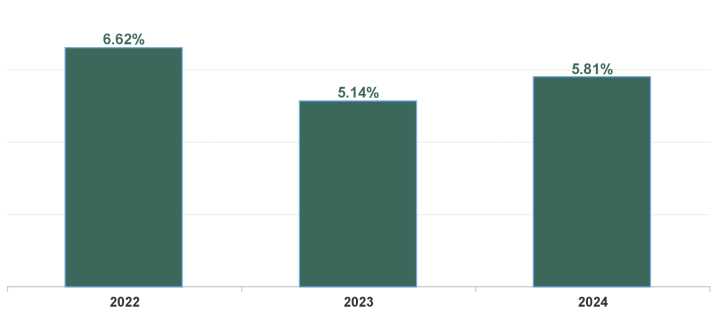
Health Service Absence Rate - by Staff Category: Apr 2024	Certified absence	Self-certified absence	Non Covid-19 absence	Covid-19 absence	Total absence rate	% Non Covid-19 absence	% Covid-19 absence
<b>SSWHG HQ</b>	<b>3.77%</b>	<b>0.33%</b>	<b>4.10%</b>	<b>0.00%</b>	<b>4.10%</b>	<b>100.00%</b>	<b>0.00%</b>
Medical & Dental	0.00%	0.00%	0.00%	0.00%	0.00%	#DIV/0	#DIV/0
Nursing & Midwifery	1.42%	0.00%	1.42%	0.00%	1.42%	100.00%	0.00%
Health & Social Care Professionals	0.00%	0.00%	0.00%	0.00%	0.00%	#DIV/0	#DIV/0
Management & Administrative	4.15%	0.38%	4.53%	0.00%	4.53%	100.00%	0.00%



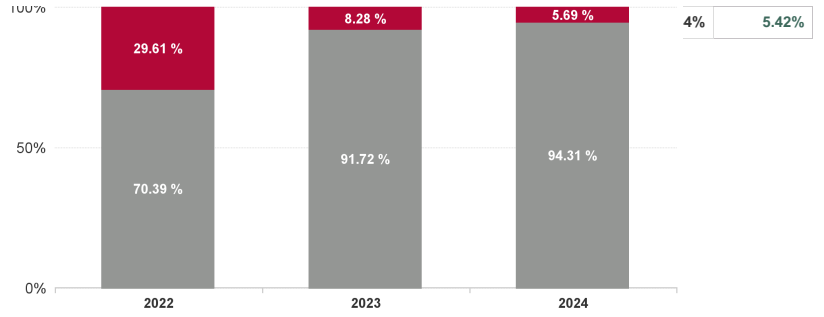


Year / Month	Certified absence	Self-certified absence	Non Covid-19 absence	Covid-19 absence	Total absence rate	Medical & Dental	Nursing & Midwifery	Health & Social Care Professionals	Management & Administrative	General Support	Patient & Client Care
Apr 2024	4.70%	0.71%	5.41%	0.18%	5.59%	1.22%	6.62%	4.85%	4.60%	7.31%	9.17%
Mar 2024	4.88%	0.72%	5.60%	0.20%	5.79%	1.64%	6.61%	5.17%	5.17%	7.07%	9.71%
Feb 2024	4.67%	0.69%	5.36%	0.25%	5.61%	1.27%	6.48%	5.52%	5.25%	6.71%	9.14%
Jan 2024	4.68%	0.85%	5.53%	0.67%	6.20%	1.35%	7.06%	6.15%	6.17%	7.50%	9.68%
<b>2024</b>	<b>4.73%</b>	<b>0.74%</b>	<b>5.48%</b>	<b>0.33%</b>	<b>5.81%</b>	<b>1.36%</b>	<b>6.70%</b>	<b>5.44%</b>	<b>5.30%</b>	<b>7.15%</b>	<b>9.42%</b>
Dec 2023	4.16%	0.98%	5.15%	0.47%	5.62%	1.33%	6.65%	5.47%	5.32%	5.98%	8.50%
Nov 2023	4.32%	0.72%	5.04%	0.39%	5.43%	1.31%	6.56%	5.23%	4.65%	6.53%	8.11%
Oct 2023	4.43%	0.75%	5.19%	0.59%	5.78%	1.21%	6.60%	5.67%	5.04%	7.35%	9.58%
Sep 2023	4.20%	0.69%	4.90%	0.69%	5.59%	1.21%	6.37%	5.19%	5.31%	7.57%	8.52%
Aug 2023	3.97%	0.89%	4.85%	0.54%	5.40%	0.95%	6.10%	5.36%	4.66%	7.56%	8.78%
Jul 2023	4.23%	0.62%	4.85%	0.27%	5.12%	0.94%	5.71%	5.28%	4.48%	7.01%	8.78%
Jun 2023	4.00%	0.61%	4.61%	0.29%	4.89%	0.67%	5.56%	4.35%	4.61%	6.84%	8.06%
May 2023	3.98%	0.66%	4.64%	0.37%	5.02%	0.71%	5.93%	4.33%	4.80%	5.76%	9.35%
Apr 2023	3.82%	0.57%	4.38%	0.31%	4.69%	0.69%	5.53%	3.77%	4.54%	5.22%	8.89%
Mar 2023	3.09%	0.47%	3.56%	0.22%	3.78%	0.85%	3.89%	3.81%	3.58%	4.88%	7.19%
Feb 2023	3.40%	0.82%	4.21%	0.26%	4.47%	1.22%	5.19%	4.09%	4.19%	4.55%	6.83%
Jan 2023	4.25%	0.97%	5.22%	0.69%	5.91%	1.25%	7.49%	5.23%	5.36%	5.46%	7.56%
<b>2023</b>	<b>3.98%</b>	<b>0.73%</b>	<b>4.71%</b>	<b>0.43%</b>	<b>5.14%</b>	<b>1.02%</b>	<b>5.95%</b>	<b>4.82%</b>	<b>4.71%</b>	<b>6.23%</b>	<b>8.35%</b>
Dec 2022	3.94%	1.15%	5.09%	1.02%	6.11%	2.13%	7.31%	6.16%	5.97%	5.34%	7.57%
Nov 2022	3.82%	0.99%	4.81%	0.70%	5.50%	1.19%	6.76%	4.30%	5.33%	6.06%	7.02%
Oct 2022	3.86%	0.85%	4.72%	0.72%	5.44%	0.73%	6.54%	4.61%	5.09%	6.71%	7.04%
Sep 2022	3.85%	0.84%	4.69%	0.48%	5.17%	1.31%	5.96%	4.27%	4.86%	5.65%	8.32%
Aug 2022	3.77%	0.86%	4.63%	0.61%	5.25%	1.45%	6.53%	3.87%	5.04%	5.06%	7.57%
Jul 2022	3.74%	0.77%	4.50%	1.68%	6.18%	1.90%	7.75%	4.24%	5.12%	7.64%	7.08%
Jun 2022	4.13%	1.02%	5.15%	2.48%	7.62%	1.77%	9.37%	6.85%	6.10%	10.65%	6.69%
May 2022	3.59%	0.85%	4.44%	0.66%	5.10%	1.13%	5.98%	4.30%	4.93%	6.62%	5.59%
Apr 2022	3.83%	0.93%	4.76%	2.49%	7.25%	1.95%	8.90%	6.88%	5.95%	7.57%	9.35%
Mar 2022	3.76%	0.98%	4.74%	5.02%	9.76%	3.67%	12.37%	7.83%	9.32%	9.26%	10.18%
Feb 2022	3.51%	0.78%	4.29%	2.48%	6.77%	1.31%	8.67%	5.98%	5.95%	7.08%	7.58%
Jan 2022	3.49%	0.68%	4.16%	5.35%	9.52%	2.10%	12.44%	8.17%	8.06%	9.96%	9.83%
<b>2022</b>	<b>3.77%</b>	<b>0.89%</b>	<b>4.66%</b>	<b>1.96%</b>	<b>6.62%</b>	<b>1.70%</b>	<b>8.18%</b>	<b>5.60%</b>	<b>5.96%</b>	<b>7.27%</b>	<b>7.78%</b>
Dec 2021	3.77%	0.79%	4.55%	1.99%	6.54%	1.54%	7.83%	6.35%	6.17%	7.15%	7.67%
Nov 2021	4.20%	0.94%	5.14%	1.05%	6.20%	2.01%	7.14%	5.98%	6.67%	6.33%	7.30%
Oct 2021	3.90%	0.91%	4.81%	0.88%	5.68%	1.60%	6.69%	5.26%	5.10%	5.96%	8.41%
Sep 2021	3.96%	0.83%	4.79%	0.56%	5.35%	1.40%	6.39%	4.34%	5.37%	5.10%	8.59%
Aug 2021	3.18%	1.04%	4.21%	0.67%	4.89%	1.04%	5.26%	4.50%	6.37%	4.44%	8.40%
Jul 2021	3.27%	0.80%	4.07%	0.38%	4.45%	0.99%	5.07%	4.39%	5.34%	4.51%	5.27%
Jun 2021	3.13%	0.66%	3.79%	0.28%	4.07%	0.80%	4.75%	3.55%	3.23%	4.43%	7.98%
May 2021	3.16%	0.55%	3.71%	0.40%	4.11%	0.76%	4.85%	2.72%	4.59%	4.39%	6.98%
Apr 2021	3.22%	0.52%	3.73%	0.54%	4.27%	0.93%	4.94%	3.92%	3.92%	4.48%	7.55%
Mar 2021	3.18%	0.55%	3.73%	0.97%	4.71%	1.13%	5.74%	4.17%	4.01%	4.31%	8.26%
Feb 2021	3.15%	0.57%	3.72%	1.60%	5.32%	1.26%	6.66%	3.62%	5.49%	5.26%	7.91%
Jan 2021	3.09%	0.63%	3.73%	5.47%	9.20%	5.68%	11.41%	6.59%	8.23%	9.50%	8.38%
<b>2021</b>	<b>3.44%</b>	<b>0.74%</b>	<b>4.18%</b>	<b>1.25%</b>	<b>5.42%</b>	<b>1.62%</b>	<b>6.42%</b>	<b>4.63%</b>	<b>5.41%</b>	<b>5.51%</b>	<b>7.73%</b>

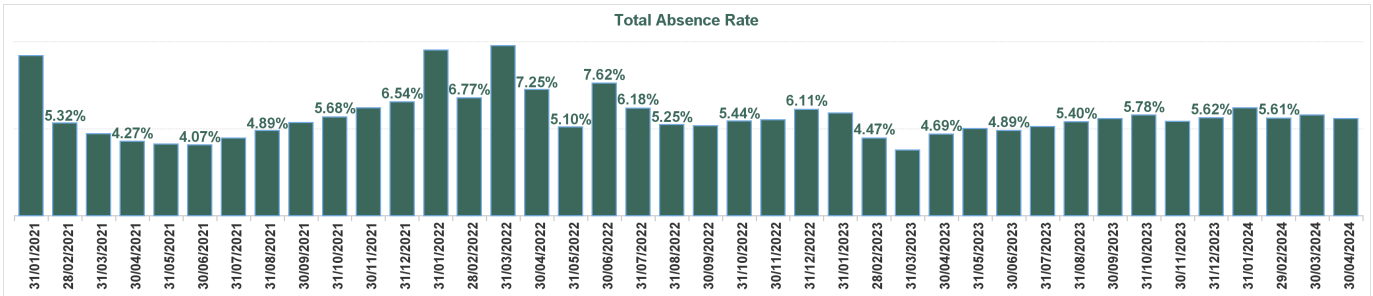
Year / Month	Certified absence	Self-certified absence	Non Covid-19 absence	Covid-19 absence	Total absence rate	Bantry General Hospital	Cork University Hospital	CUH Unified Maternity Services	Hospital Group HQ Cork	Mallow General Hospital	Mercy University Hospital	South Infirmary Victoria University Hospital	UH Kerry	South/ South West Hospital Group
Apr 2024	4.70%	0.71%	5.41%	0.18%	5.59%	6.49%	5.20%	6.83%	4.10%	8.44%	5.17%	4.01%	6.92%	5.59%
Mar 2024	4.88%	0.72%	5.60%	0.20%	5.79%	6.42%	5.56%			6.23%	5.83%	3.99%	7.57%	5.79%
Feb 2024	4.67%	0.69%	5.36%	0.25%	5.61%	6.80%	5.33%			4.82%	5.05%	4.63%	7.77%	5.61%
Jan 2024	4.68%	0.85%	5.53%	0.67%	6.20%	6.52%	6.35%			6.86%	5.95%	3.69%	7.30%	6.20%
<b>2024</b>	<b>4.73%</b>	<b>0.74%</b>	<b>5.48%</b>	<b>0.33%</b>	<b>5.81%</b>	<b>6.56%</b>	<b>5.64%</b>	<b>6.83%</b>	<b>4.10%</b>	<b>6.62%</b>	<b>5.50%</b>	<b>4.08%</b>	<b>7.38%</b>	<b>5.81%</b>
Dec 2023	4.16%	0.98%	5.15%	0.47%	5.62%	7.19%	5.60%			7.66%	4.73%	4.12%	6.93%	5.62%
Nov 2023	4.32%	0.72%	5.04%	0.39%	5.43%	7.09%	5.28%			7.42%	5.35%	4.51%	5.89%	5.43%
Oct 2023	4.43%	0.75%	5.19%	0.59%	5.78%	8.41%	5.32%			7.26%	5.77%	5.63%	6.60%	5.78%
Sep 2023	4.20%	0.69%	4.90%	0.69%	5.59%	8.85%	5.43%			6.17%	5.88%	3.09%	6.74%	5.59%
Aug 2023	3.97%	0.89%	4.85%	0.54%	5.40%	6.59%	5.03%			6.79%	5.90%	3.26%	7.24%	5.40%
Jul 2023	4.23%	0.62%	4.85%	0.27%	5.12%	4.90%	4.73%			5.68%	6.10%	3.18%	6.86%	5.12%
Jun 2023	4.00%	0.61%	4.61%	0.29%	4.89%	4.30%	4.63%			5.89%	6.00%	3.18%	5.88%	4.89%
May 2023	3.98%	0.66%	4.64%	0.37%	5.02%	5.30%	4.79%			5.34%	5.95%	3.43%	5.89%	5.02%
Apr 2023	3.82%	0.57%	4.38%	0.31%	4.69%	5.21%	4.41%			5.14%	5.29%	3.00%	5.98%	4.69%
Mar 2023	3.09%	0.47%	3.56%	0.22%	3.78%	5.01%	3.16%			3.77%	5.15%	4.02%	4.31%	3.78%
Feb 2023	3.40%	0.82%	4.21%	0.26%	4.47%	4.96%	4.21%			6.36%	5.28%	4.54%	4.08%	4.47%
Jan 2023	4.25%	0.97%	5.22%	0.69%	5.91%	4.93%	5.90%			7.10%	7.47%	4.81%	5.24%	5.91%
<b>2023</b>	<b>3.98%</b>	<b>0.73%</b>	<b>4.71%</b>	<b>0.43%</b>	<b>5.14%</b>	<b>6.09%</b>	<b>4.87%</b>			<b>6.23%</b>	<b>5.73%</b>	<b>3.89%</b>	<b>5.92%</b>	<b>5.14%</b>
Dec 2022	3.94%	1.15%	5.09%	1.02%	6.11%	5.64%	6.43%			6.27%	6.85%	4.60%	5.53%	6.11%
Nov 2022	3.82%	0.99%	4.81%	0.70%	5.50%	5.53%	5.53%			5.45%	6.18%	4.49%	5.44%	5.50%
Oct 2022	3.86%	0.85%	4.72%	0.72%	5.44%	6.43%	5.09%			4.53%	6.97%	4.49%	5.96%	5.44%
Sep 2022	3.85%	0.84%	4.69%	0.48%	5.17%	4.34%	4.88%			4.83%	6.96%	3.41%	5.82%	5.17%
Aug 2022	3.77%	0.86%	4.63%	0.61%	5.25%	5.29%	5.10%			5.38%	6.04%	3.73%	6.05%	5.25%
Jul 2022	3.74%	0.77%	4.50%	1.68%	6.18%	8.69%	5.86%			4.88%	5.83%	6.65%	7.15%	6.18%
Jun 2022	4.13%	1.02%	5.15%	2.48%	7.62%	6.82%	7.82%			5.96%	7.59%	5.37%	9.22%	7.62%
May 2022	3.59%	0.85%	4.44%	0.66%	5.10%	5.50%	5.12%			3.85%	5.06%	4.16%	5.88%	5.10%
Apr 2022	3.83%	0.93%	4.76%	2.49%	7.25%	7.03%	7.66%			3.86%	6.70%	7.68%	6.82%	7.25%
Mar 2022	3.76%	0.98%	4.74%	5.02%	9.76%	14.69%	10.04%			5.92%	9.54%	9.11%	9.37%	9.76%
Feb 2022	3.51%	0.78%	4.29%	2.48%	6.77%	7.55%	7.28%			4.44%	5.93%	6.89%	6.05%	6.77%
Jan 2022	3.49%	0.68%	4.16%	5.35%	9.52%	10.23%	9.98%			4.84%	8.90%	6.80%	10.81%	9.52%
<b>2022</b>	<b>3.77%</b>	<b>0.89%</b>	<b>4.66%</b>	<b>1.96%</b>	<b>6.62%</b>	<b>7.21%</b>	<b>6.69%</b>			<b>4.98%</b>	<b>6.87%</b>	<b>5.61%</b>	<b>6.97%</b>	<b>6.62%</b>
Dec 2021	3.77%	0.79%	4.55%	1.99%	6.54%	8.99%	6.53%			5.31%	6.62%	5.36%	7.11%	6.54%
Nov 2021	4.20%	0.94%	5.14%	1.05%	6.20%	6.76%	5.59%			7.51%	6.70%	6.29%	7.57%	6.20%
Oct 2021	3.90%	0.91%	4.81%	0.88%	5.68%	7.28%	5.59%			5.63%	5.98%	4.03%	6.59%	5.68%
Sep 2021	3.96%	0.83%	4.79%	0.56%	5.35%	5.89%	4.86%			7.68%	6.64%	3.98%	6.18%	5.35%
Aug 2021	3.18%	1.04%	4.21%	0.67%	4.89%	5.11%	4.28%			6.88%	7.64%	3.01%	5.66%	4.89%
Jul 2021	3.27%	0.80%	4.07%	0.38%	4.45%	4.43%	4.15%			6.40%	5.31%	2.91%	5.50%	4.45%
Jun 2021	3.13%	0.66%	3.79%	0.28%	4.07%	2.30%	4.01%			7.57%	4.25%	3.92%	3.87%	4.07%
May 2021	3.16%	0.55%	3.71%	0.40%	4.11%	2.06%	3.94%			6.35%	6.06%	3.37%	3.47%	4.11%
Apr 2021	3.22%	0.52%	3.73%	0.54%	4.27%	3.05%	4.29%			5.55%	5.74%	2.99%	3.72%	4.27%
Mar 2021	3.18%	0.55%	3.73%	0.97%	4.71%	3.40%	4.10%			8.23%	7.56%	3.57%	4.34%	4.71%
Feb 2021	3.15%	0.57%	3.72%	1.60%	5.32%	5.62%	4.85%			7.53%	7.85%	3.29%	5.30%	5.32%
<b>Total Absence Rate</b>									<b>% of Absence Non Covid-19 / Covid-19</b>					
						9.47%						1%		
									100%					



5.18%

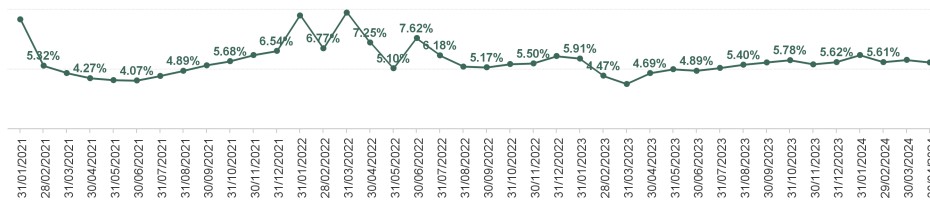


4% 5.42%



Year / Month	Certified absence	Self-certified absence	Non Covid-19 absence	Covid-19 absence	Total absence rate	Health Service Executive	Section 38 Hospitals	South/ South West Hospital Group
Apr 2024	4.70%	0.71%	5.41%	0.18%	5.59%	5.87%	4.70%	5.59%
Mar 2024	4.88%	0.72%	5.60%	0.20%	5.79%	6.04%	5.09%	5.79%
Feb 2024	4.67%	0.69%	5.36%	0.25%	5.61%	5.87%	4.88%	5.61%
Jan 2024	4.68%	0.85%	5.53%	0.67%	6.20%	6.57%	5.06%	6.20%
<b>2024</b>	<b>4.73%</b>	<b>0.74%</b>	<b>5.48%</b>	<b>0.33%</b>	<b>5.81%</b>	<b>6.10%</b>	<b>4.93%</b>	<b>5.81%</b>
Dec 2023	4.16%	0.98%	5.15%	0.47%	5.62%	6.03%	4.49%	5.62%
Nov 2023	4.32%	0.72%	5.04%	0.39%	5.43%	5.57%	5.02%	5.43%
Oct 2023	4.43%	0.75%	5.19%	0.59%	5.78%	5.80%	5.72%	5.78%
Sep 2023	4.20%	0.69%	4.90%	0.69%	5.59%	5.88%	4.76%	5.59%
Aug 2023	3.97%	0.89%	4.85%	0.54%	5.40%	5.61%	4.79%	5.40%
Jul 2023	4.23%	0.62%	4.85%	0.27%	5.12%	5.20%	4.90%	5.12%
Jun 2023	4.00%	0.61%	4.61%	0.29%	4.89%	4.92%	4.83%	4.89%
May 2023	3.98%	0.66%	4.64%	0.37%	5.02%	5.06%	4.88%	5.02%
Apr 2023	3.82%	0.57%	4.38%	0.31%	4.69%	4.80%	4.38%	4.69%
Mar 2023	3.09%	0.47%	3.56%	0.22%	3.78%	3.51%	4.67%	3.78%
Feb 2023	3.40%	0.82%	4.21%	0.26%	4.47%	4.28%	4.99%	4.47%
Jan 2023	4.25%	0.97%	5.22%	0.69%	5.91%	5.76%	6.37%	5.91%
<b>2023</b>	<b>3.98%</b>	<b>0.73%</b>	<b>4.71%</b>	<b>0.43%</b>	<b>5.14%</b>	<b>5.19%</b>	<b>4.98%</b>	<b>5.14%</b>
Dec 2022	3.94%	1.15%	5.09%	1.02%	6.11%	6.19%	5.91%	6.11%
Nov 2022	3.82%	0.99%	4.81%	0.70%	5.50%	5.51%	5.50%	5.50%
Oct 2022	3.86%	0.85%	4.72%	0.72%	5.44%	5.29%	5.96%	5.44%
Sep 2022	3.85%	0.84%	4.69%	0.48%	5.17%	5.06%	5.48%	5.17%
Aug 2022	3.77%	0.86%	4.63%	0.61%	5.25%	5.33%	5.03%	5.25%
Jul 2022	3.74%	0.77%	4.50%	1.68%	6.18%	6.18%	6.16%	6.18%
Jun 2022	4.13%	1.02%	5.15%	2.48%	7.62%	7.99%	6.66%	7.62%
May 2022	3.59%	0.85%	4.44%	0.66%	5.10%	5.23%	4.68%	5.10%
Apr 2022	3.83%	0.93%	4.76%	2.49%	7.25%	7.30%	7.10%	7.25%
Mar 2022	3.76%	0.98%	4.74%	5.02%	9.76%	9.92%	9.36%	9.76%
Feb 2022	3.51%	0.78%	4.29%	2.48%	6.77%	6.93%	6.31%	6.77%
Jan 2022	3.49%	0.68%	4.16%	5.35%	9.52%	9.98%	8.03%	9.52%
<b>2022</b>	<b>3.77%</b>	<b>0.89%</b>	<b>4.66%</b>	<b>1.96%</b>	<b>6.62%</b>	<b>6.71%</b>	<b>6.35%</b>	<b>6.62%</b>
Dec 2021	3.77%	0.79%	4.55%	1.99%	6.54%	6.73%	6.07%	6.54%
Nov 2021	4.20%	0.94%	5.14%	1.05%	6.20%	6.09%	6.52%	6.20%
Oct 2021	3.90%	0.91%	4.81%	0.88%	5.68%	5.84%	5.17%	5.68%
Sep 2021	3.96%	0.83%	4.79%	0.56%	5.35%	5.30%	5.50%	5.35%
Aug 2021	3.18%	1.04%	4.21%	0.67%	4.89%	4.64%	5.64%	4.89%
Jul 2021	3.27%	0.80%	4.07%	0.38%	4.45%	4.52%	4.28%	4.45%
Jun 2021	3.13%	0.66%	3.79%	0.28%	4.07%	4.05%	4.11%	4.07%
May 2021	3.16%	0.55%	3.71%	0.40%	4.11%	3.85%	4.94%	4.11%
Apr 2021	3.22%	0.52%	3.73%	0.54%	4.27%	4.16%	4.57%	4.27%
Mar 2021	3.18%	0.55%	3.73%	0.97%	4.71%	4.28%	5.82%	4.71%
Feb 2021	3.15%	0.57%	3.72%	1.60%	5.32%	5.08%	6.03%	5.32%

Total Absence Rate



31/01/2021
28/02/2021
31/03/2021
30/04/2021
31/05/2021
30/06/2021
31/07/2021
31/08/2021
30/09/2021
31/10/2021
30/11/2021
31/12/2021
28/02/2022
31/03/2022
30/04/2022
30/05/2022
31/07/2022
31/08/2022
30/09/2022
31/10/2022
30/11/2022
31/12/2022
28/02/2023
31/03/2023
30/04/2023
31/05/2023
30/06/2023
31/07/2023
31/08/2023
30/09/2023
31/10/2023
30/11/2023
31/12/2023
31/01/2024
28/02/2024
30/03/2024
30/04/2024