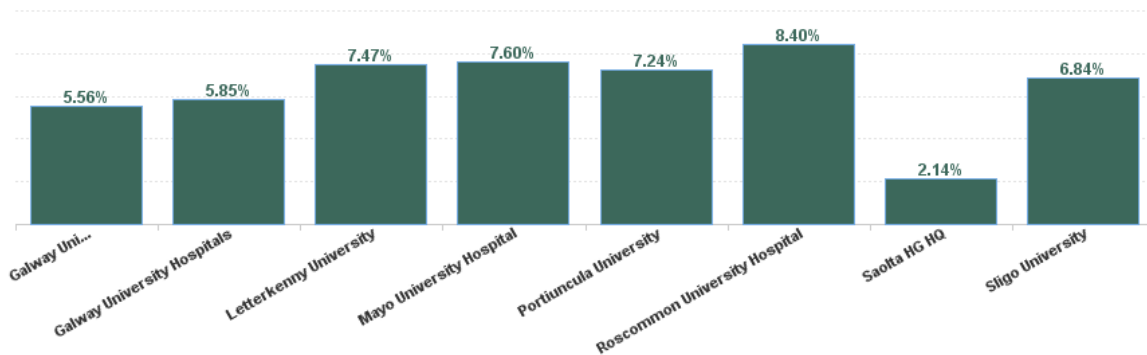


## November 2024

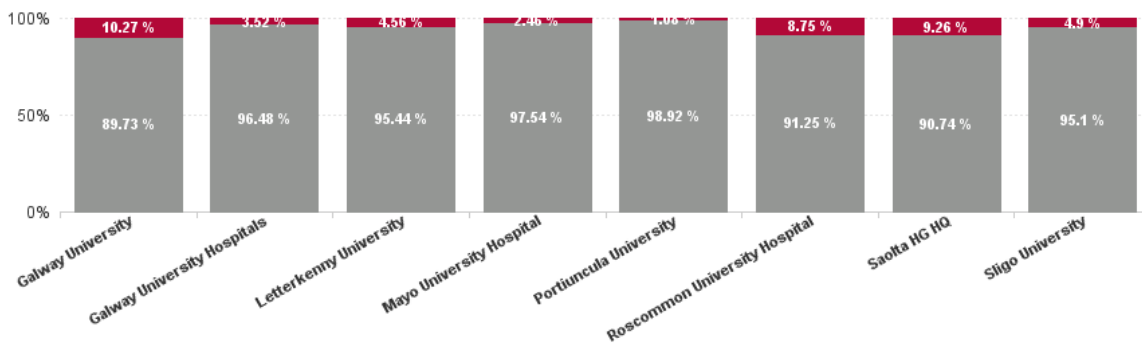
Health Service Absence Rate - by Staff Category: Nov 2024	Certified absence	Self-certified absence	Non Covid-19 absence	Covid-19 absence	Total absence rate	% Non Covid-19 absence	% Covid-19 absence
<b>Saoita University Hospital Care Group</b>	<b>5.69%</b>	<b>0.71%</b>	<b>6.39%</b>	<b>0.28%</b>	<b>6.67%</b>	<b>95.87%</b>	<b>4.13%</b>
Medical & Dental	1.69%	0.37%	2.07%	0.08%	2.14%	96.28%	3.72%
Nursing & Midwifery	6.46%	1.00%	7.46%	0.41%	7.88%	94.74%	5.26%
Health & Social Care Professionals	5.32%	0.52%	5.83%	0.11%	5.94%	98.23%	1.77%
Management & Administrative	5.30%	0.51%	5.81%	0.16%	5.97%	97.32%	2.68%
General Support	7.89%	0.59%	8.49%	0.36%	8.85%	95.90%	4.10%
Patient & Client Care	8.47%	0.74%	9.21%	0.35%	9.56%	96.35%	3.65%

Health Service Absence Rate - by Care Group: Nov 2024	Certified absence	Self-certified absence	Non Covid-19 absence	Covid-19 absence	Total absence rate	% Non Covid-19 absence	% Covid-19 absence
<b>Saoita University Hospital Care Group</b>	<b>5.69%</b>	<b>0.71%</b>	<b>6.39%</b>	<b>0.28%</b>	<b>6.67%</b>	<b>95.87%</b>	<b>4.13%</b>
Galway University	4.45%	0.54%	4.99%	0.57%	5.56%	89.73%	10.27%
Galway University Hospitals	4.91%	0.73%	5.65%	0.21%	5.85%	96.48%	3.52%
Letterkenny University	6.42%	0.71%	7.13%	0.34%	7.47%	95.44%	4.56%
Mayo University Hospital	6.75%	0.67%	7.42%	0.19%	7.60%	97.54%	2.46%
Portiuncula University	6.37%	0.79%	7.16%	0.08%	7.24%	98.92%	1.08%
Roscommon University Hospital	6.81%	0.85%	7.67%	0.73%	8.40%	91.25%	8.75%
Saoita HG HQ	1.54%	0.40%	1.94%	0.20%	2.14%	90.74%	9.26%
Sligo University	5.83%	0.67%	6.50%	0.34%	6.84%	95.10%	4.90%

Total Absence Rate



% of Absence Non Covid-19 / Covid-19



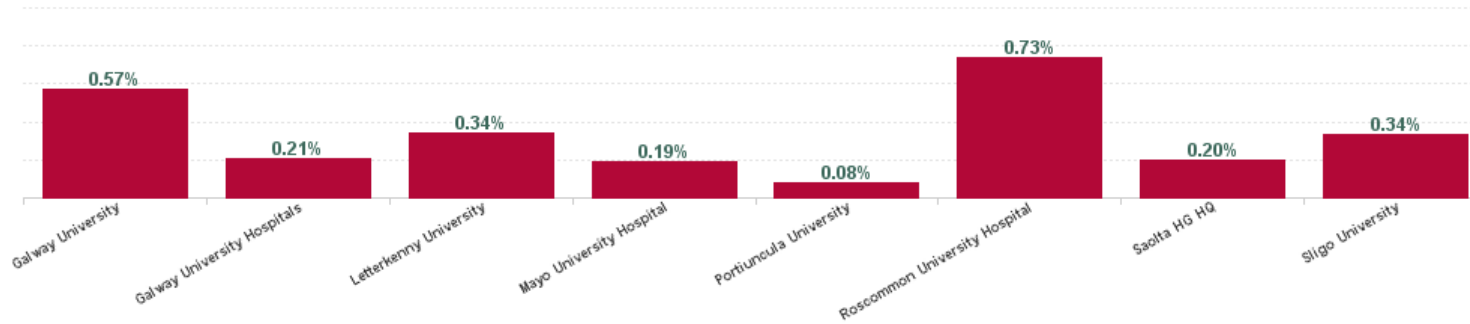
## November 2024

Health Service Absence Rate - by Hospital : Nov 2024	Certified absence	Self-certified absence	Non Covid-19 absence	Covid-19 absence	Total absence rate	Medical & Dental	Nursing & Midwifery	Health & Social Care Professionals	Management & Administrative	General Support	Patient & Client Care
<b>Saolta University Hospital Care Group</b>	<b>5.69%</b>	<b>0.71%</b>	<b>6.39%</b>	<b>0.28%</b>	<b>6.67%</b>	<b>2.14%</b>	<b>7.88%</b>	<b>5.94%</b>	<b>5.97%</b>	<b>8.85%</b>	<b>9.56%</b>
Galway University	4.45%	0.54%	4.99%	0.57%	5.56%	1.76%	9.70%	5.66%	2.78%	7.58%	3.38%
Galway University Hospitals	4.91%	0.73%	5.65%	0.21%	5.85%	1.38%	6.83%	5.58%	6.52%	7.89%	11.48%
Letterkenny University	6.42%	0.71%	7.13%	0.34%	7.47%	2.28%	8.73%	5.47%	6.60%	9.98%	8.60%
Mayo University Hospital	6.75%	0.67%	7.42%	0.19%	7.60%	2.36%	9.97%	6.98%	5.22%	5.49%	10.14%
Portiuncula University	6.37%	0.79%	7.16%	0.08%	7.24%	6.48%	7.47%	6.42%	7.57%	6.47%	8.73%
Roscommon University Hospital	6.81%	0.85%	7.67%	0.73%	8.40%	3.74%	9.73%	8.55%	5.00%	11.34%	6.37%
Saolta HG HQ	1.54%	0.40%	1.94%	0.20%	2.14%	0.00%	1.23%	0.00%	2.39%		
Sligo University	5.83%	0.67%	6.50%	0.34%	6.84%	1.94%	7.17%	6.08%	6.33%	9.95%	10.46%

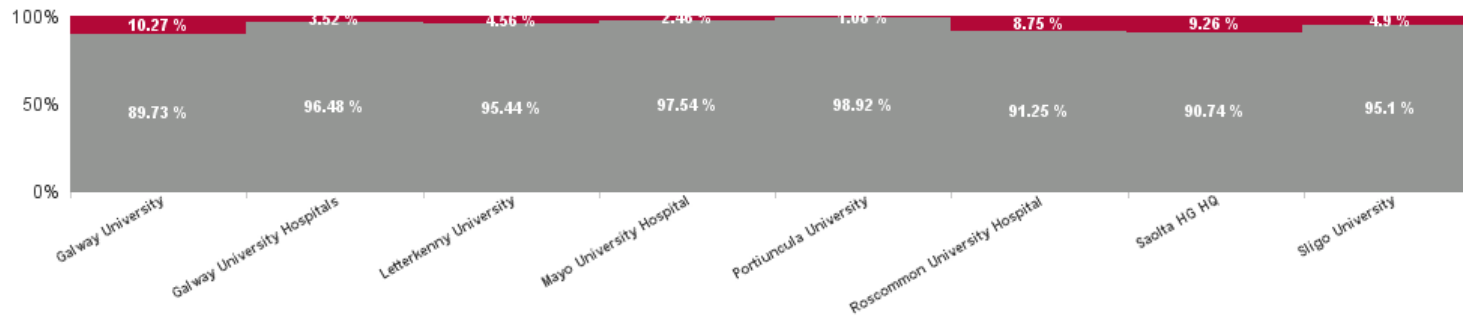
November 2024

Health Service Absence Rate - by Staff Category & Hospital: Nov 2024	Non Covid-19 absence	Covid-19 absence	Total absence rate	Medical & Dental	Nursing & Midwifery	Health & Social Care Professionals	Management & Administrative	General Support	Patient & Client Care
<b>Saolta University Hospital Care Group</b>	<b>6.39%</b>	<b>0.28%</b>	<b>0.28%</b>	<b>0.08%</b>	<b>0.41%</b>	<b>0.11%</b>	<b>0.16%</b>	<b>0.36%</b>	<b>0.35%</b>
Galway University	4.99%	0.57%	5.56%	0.00%	1.49%	0.00%	0.00%	0.97%	0.00%
Galway University Hospitals	5.65%	0.21%	5.85%	0.00%	0.29%	0.04%	0.22%	0.37%	0.51%
Letterkenny University	7.13%	0.34%	7.47%	0.50%	0.35%	0.33%	0.35%	0.14%	0.36%
Mayo University Hospital	7.42%	0.19%	7.60%	0.00%	0.36%	0.19%	0.09%	0.00%	0.00%
Portiuncula University	7.16%	0.08%	7.24%	0.00%	0.14%	0.00%	0.00%	0.22%	0.00%
Roscommon University Hospital	7.67%	0.73%	8.40%	1.01%	1.35%	0.49%	0.00%	0.42%	0.00%
Saolta HG HQ	1.94%	0.20%	2.14%	0.00%	0.00%	0.00%	0.25%		
Sligo University	6.50%	0.34%	6.84%	0.00%	0.49%	0.03%	0.02%	0.54%	0.70%

Total COVID Absence Rate



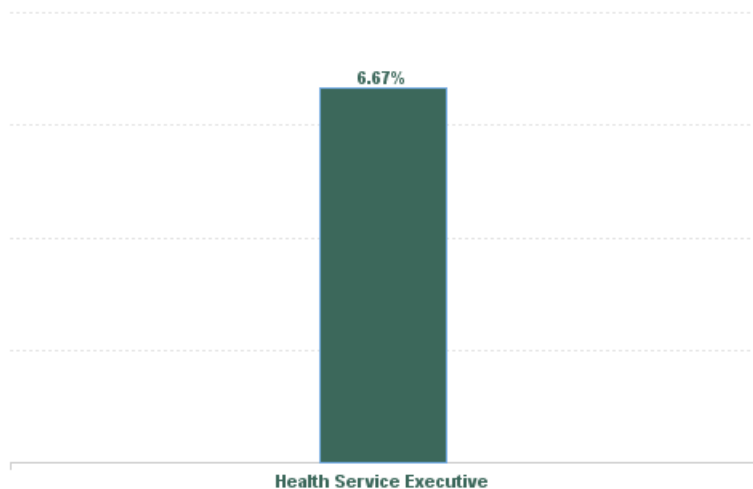
% of Absence Non Covid-19 / Covid-19



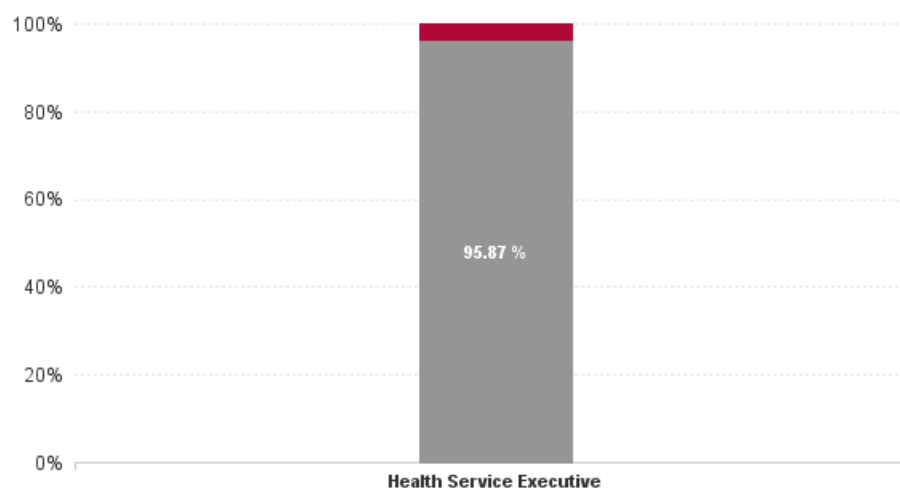
# November 2024

Health Service Absence Rate - by Admin : Nov 2024	Certified absence	Self-certified absence	Non Covid-19 absence	Covid-19 absence	Total absence rate	Medical & Dental	Nursing & Midwifery	Health & Social Care Professionals	Management & Administrative	General Support	Patient & Client Care
<b>Saolta University Hospital Care Group</b>	5.69%	0.71%	6.39%	0.28%	6.67%	2.14%	7.88%	5.94%	5.97%	8.85%	9.56%
Galway University	4.45%	0.54%	4.99%	0.57%	5.56%	1.76%	9.70%	5.66%	2.78%	7.58%	3.38%
Galway University Hospitals	4.91%	0.73%	5.65%	0.21%	5.85%	1.38%	6.83%	5.58%	6.52%	7.89%	11.48%
Letterkenny University	6.42%	0.71%	7.13%	0.34%	7.47%	2.28%	8.73%	5.47%	6.60%	9.98%	8.60%
Mayo University Hospital	6.75%	0.67%	7.42%	0.19%	7.60%	2.36%	9.97%	6.98%	5.22%	5.49%	10.14%
Portiuncula University	6.37%	0.79%	7.16%	0.08%	7.24%	6.48%	7.47%	6.42%	7.57%	6.47%	8.73%
Roscommon University Hospital	6.81%	0.85%	7.67%	0.73%	8.40%	3.74%	9.73%	8.55%	5.00%	11.34%	6.37%
Saolta HG HQ	1.54%	0.40%	1.94%	0.20%	2.14%	0.00%	1.23%	0.00%	2.39%		
Sligo University	5.83%	0.67%	6.50%	0.34%	6.84%	1.94%	7.17%	6.08%	6.33%	9.95%	10.46%
<b>Health Service Executive</b>	5.69%	0.71%	6.39%	0.28%	6.67%	2.14%	7.88%	5.94%	5.97%	8.85%	9.56%

Total Absence Rate



Non Covid-19 & Covid-19 Absence



Health Service Absence Rate - by Staff Category: Nov 2024	Certified absence	Self-certified absence	Non Covid-19 absence	Covid-19 absence	Total absence rate	% Non Covid-19 absence	% Covid-19 absence
<b>Galway University</b>	<b>4.45%</b>	<b>0.54%</b>	<b>4.99%</b>	<b>0.57%</b>	<b>5.56%</b>	<b>89.73%</b>	<b>10.27%</b>
Medical & Dental	1.51%	0.25%	1.76%	0.00%	1.76%	100.00%	
Nursing & Midwifery	7.00%	1.21%	8.21%	1.49%	9.70%	84.60%	15.40%
Health & Social Care Professionals	4.94%	0.72%	5.66%	0.00%	5.66%	100.00%	
Management & Administrative	2.63%	0.14%	2.78%	0.00%	2.78%	100.00%	
General Support	6.47%	0.14%	6.61%	0.97%	7.58%	87.16%	12.84%
Patient & Client Care	3.23%	0.15%	3.38%	0.00%	3.38%	100.00%	

Health Service Absence Rate - by Staff Category: Nov 2024	Certified absence	Self-certified absence	Non Covid-19 absence	Covid-19 absence	Total absence rate	% Non Covid-19 absence	% Covid-19 absence
<b>Galway University Hospitals</b>	<b>4.91%</b>	<b>0.73%</b>	<b>5.65%</b>	<b>0.21%</b>	<b>5.85%</b>	<b>96.48%</b>	<b>3.52%</b>
Medical & Dental	1.04%	0.35%	1.38%	0.00%	1.38%	100.00%	
Nursing & Midwifery	5.40%	1.13%	6.54%	0.29%	6.83%	95.74%	4.26%
Health & Social Care Professionals	4.92%	0.62%	5.54%	0.04%	5.58%	99.24%	0.76%
Management & Administrative	5.92%	0.38%	6.30%	0.22%	6.52%	96.67%	3.33%
General Support	7.08%	0.44%	7.52%	0.37%	7.89%	95.30%	4.70%
Patient & Client Care	10.06%	0.91%	10.97%	0.51%	11.48%	95.58%	4.42%

Health Service Absence Rate - by Staff Category: Nov 2024	Certified absence	Self-certified absence	Non Covid-19 absence	Covid-19 absence	Total absence rate	% Non Covid-19 absence	% Covid-19 absence
<b>Letterkenny University</b>	<b>6.42%</b>	<b>0.71%</b>	<b>7.13%</b>	<b>0.34%</b>	<b>7.47%</b>	<b>95.44%</b>	<b>4.56%</b>
Medical & Dental	1.24%	0.54%	1.78%	0.50%	2.28%	77.89%	22.11%
Nursing & Midwifery	7.48%	0.90%	8.38%	0.35%	8.73%	96.04%	3.96%
Health & Social Care Professionals	4.80%	0.35%	5.14%	0.33%	5.47%	93.95%	6.05%
Management & Administrative	5.56%	0.69%	6.25%	0.35%	6.60%	94.71%	5.29%
General Support	9.32%	0.52%	9.84%	0.14%	9.98%	98.57%	1.43%
Patient & Client Care	7.49%	0.74%	8.24%	0.36%	8.60%	95.78%	4.22%

Health Service Absence Rate - by Staff Category: Nov 2024	Certified absence	Self-certified absence	Non Covid-19 absence	Covid-19 absence	Total absence rate	% Non Covid-19 absence	% Covid-19 absence
<b>Mayo University Hospital</b>	<b>6.75%</b>	<b>0.67%</b>	<b>7.42%</b>	<b>0.19%</b>	<b>7.60%</b>	<b>97.54%</b>	<b>2.46%</b>
Medical & Dental	1.83%	0.54%	2.36%	0.00%	2.36%	100.00%	
Nursing & Midwifery	8.81%	0.80%	9.61%	0.36%	9.97%	96.34%	3.66%
Health & Social Care Professionals	6.30%	0.50%	6.79%	0.19%	6.98%	97.29%	2.71%
Management & Administrative	4.67%	0.45%	5.13%	0.09%	5.22%	98.20%	1.80%
General Support	4.86%	0.63%	5.49%	0.00%	5.49%	100.00%	
Patient & Client Care	9.34%	0.80%	10.14%	0.00%	10.14%	100.00%	

Health Service Absence Rate - by Staff Category: Nov 2024	Certified absence	Self-certified absence	Non Covid-19 absence	Covid-19 absence	Total absence rate	% Non Covid-19 absence	% Covid-19 absence
<b>Portiuncula University</b>	<b>6.37%</b>	<b>0.79%</b>	<b>7.16%</b>	<b>0.08%</b>	<b>7.24%</b>	<b>98.92%</b>	<b>1.08%</b>
Medical & Dental	6.31%	0.16%	6.48%	0.00%	6.48%	100.00%	
Nursing & Midwifery	6.31%	1.02%	7.33%	0.14%	7.47%	98.18%	1.82%
Health & Social Care Professionals	5.95%	0.47%	6.42%	0.00%	6.42%	100.00%	
Management & Administrative	6.94%	0.63%	7.57%	0.00%	7.57%	100.00%	
General Support	5.25%	1.00%	6.25%	0.22%	6.47%	96.62%	3.38%
Patient & Client Care	7.57%	1.16%	8.73%	0.00%	8.73%	100.00%	

Health Service Absence Rate - by Staff Category: Nov 2024	Certified absence	Self-certified absence	Non Covid-19 absence	Covid-19 absence	Total absence rate	% Non Covid-19 absence	% Covid-19 absence
<b>Roscommon University Hospital</b>	<b>6.81%</b>	<b>0.85%</b>	<b>7.67%</b>	<b>0.73%</b>	<b>8.40%</b>	<b>91.25%</b>	<b>8.75%</b>
Medical & Dental	1.70%	1.03%	2.73%	1.01%	3.74%	72.94%	27.06%
Nursing & Midwifery	7.35%	1.03%	8.38%	1.35%	9.73%	86.16%	13.84%
Health & Social Care Professionals	7.73%	0.33%	8.06%	0.49%	8.55%	94.29%	5.71%
Management & Administrative	4.46%	0.54%	5.00%	0.00%	5.00%	100.00%	
General Support	10.05%	0.87%	10.92%	0.42%	11.34%	96.34%	3.66%
Patient & Client Care	5.54%	0.83%	6.37%	0.00%	6.37%	100.00%	

Health Service Absence Rate - by Staff Category: Nov 2024	Certified absence	Self-certified absence	Non Covid-19 absence	Covid-19 absence	Total absence rate	% Non Covid-19 absence	% Covid-19 absence
<b>Saolta HG HQ</b>	<b>1.54%</b>	<b>0.40%</b>	<b>1.94%</b>	<b>0.20%</b>	<b>2.14%</b>	<b>90.74%</b>	<b>9.26%</b>
Medical & Dental	0.00%	0.00%	0.00%	0.00%	0.00%		
Nursing & Midwifery	0.74%	0.49%	1.23%	0.00%	1.23%	100.00%	
Health & Social Care Professionals	0.00%	0.00%	0.00%	0.00%	0.00%		
Management & Administrative	1.75%	0.39%	2.14%	0.25%	2.39%	89.71%	10.29%
General Support							
Patient & Client Care							

Health Service Absence Rate - by Staff Category: Nov 2024	Certified absence	Self-certified absence	Non Covid-19 absence	Covid-19 absence	Total absence rate	% Non Covid-19 absence	% Covid-19 absence
<b>Sligo University</b>	<b>5.83%</b>	<b>0.67%</b>	<b>6.50%</b>	<b>0.34%</b>	<b>6.84%</b>	<b>95.10%</b>	<b>4.90%</b>
Medical & Dental	1.64%	0.31%	1.94%	0.00%	1.94%	100.00%	
Nursing & Midwifery	5.76%	0.92%	6.68%	0.49%	7.17%	93.16%	6.84%
Health & Social Care Professionals	5.65%	0.41%	6.06%	0.03%	6.08%	99.58%	0.42%
Management & Administrative	5.60%	0.70%	6.30%	0.02%	6.33%	99.65%	0.35%
General Support	8.70%	0.70%	9.41%	0.54%	9.95%	94.53%	5.47%
Patient & Client Care	9.29%	0.46%	9.76%	0.70%	10.46%	93.30%	6.70%





Year / Month	Certified absence	Self-certified absence	Non Covid-19 absence	Covid-19 absence	Total absence rate	Medical & Dental	Nursing & Midwifery	Health & Social Care Professionals	Management & Administrative	General Support	Patient & Client Care
Nov 2024	5.69%	0.71%	6.39%	0.28%	6.67%	2.14%	7.88%	5.94%	5.97%	8.85%	9.56%
Oct 2024	5.89%	0.65%	6.54%	0.44%	6.98%	1.95%	8.00%	6.62%	6.69%	9.90%	10.13%
Sep 2024	4.99%	1.42%	6.41%	0.61%	7.01%	2.12%	8.17%	6.56%	7.08%	10.05%	8.87%
Aug 2024	5.87%	0.57%	6.44%	0.79%	7.23%	1.82%	8.47%	6.88%	6.99%	9.52%	10.39%
Jul 2024	5.81%	0.58%	6.40%	1.14%	7.53%	1.50%	8.94%	7.67%	7.31%	9.57%	11.66%
Jun 2024	5.12%	0.81%	5.93%	0.94%	6.87%	1.38%	7.83%	6.42%	6.62%	8.70%	10.89%
May 2024	4.53%	0.83%	5.36%	0.34%	5.70%	1.18%	6.67%	4.63%	4.51%	7.88%	10.03%
Apr 2024	4.26%	0.80%	5.06%	0.24%	5.30%	1.13%	6.29%	4.56%	4.31%	7.47%	8.24%
Mar 2024	4.37%	0.80%	5.17%	0.23%	5.40%	1.16%	6.26%	4.62%	4.84%	7.58%	8.31%
Feb 2024	4.12%	0.86%	4.98%	0.34%	5.31%	1.16%	6.20%	3.91%	4.37%	7.72%	8.93%
Jan 2024	4.67%	1.15%	5.81%	0.61%	6.43%	1.03%	7.53%	5.46%	5.55%	9.24%	10.02%
<b>2024</b>	<b>5.02%</b>	<b>0.83%</b>	<b>5.86%</b>	<b>0.53%</b>	<b>6.39%</b>	<b>1.52%</b>	<b>7.45%</b>	<b>5.71%</b>	<b>5.80%</b>	<b>8.78%</b>	<b>9.72%</b>
Dec 2023	4.37%	1.12%	5.50%	0.58%	6.07%	1.64%	7.20%	5.20%	4.56%	7.79%	9.76%
Nov 2023	4.29%	0.95%	5.23%	0.52%	5.75%	1.48%	6.81%	4.84%	4.69%	7.66%	8.96%
Oct 2023	3.89%	1.35%	5.23%	0.51%	5.74%	1.33%	7.05%	4.20%	4.87%	7.39%	8.77%
Sep 2023	4.11%	0.84%	4.95%	0.75%	5.70%	1.44%	7.09%	4.22%	4.67%	7.04%	8.72%
Aug 2023	4.31%	0.85%	5.16%	0.88%	6.04%	1.53%	7.12%	4.64%	5.80%	7.58%	9.21%
Jul 2023	3.96%	0.82%	4.78%	0.37%	5.16%	1.01%	6.22%	4.39%	4.48%	6.61%	7.75%
Jun 2023	4.15%	0.77%	4.92%	0.37%	5.29%	1.21%	6.49%	4.30%	3.88%	7.12%	8.04%
May 2023	4.21%	0.90%	5.10%	0.56%	5.66%	1.11%	7.18%	5.09%	3.95%	6.96%	8.48%
Apr 2023	3.63%	0.83%	4.46%	0.50%	4.96%	1.16%	6.36%	3.62%	3.03%	6.35%	7.95%
Mar 2023	4.12%	1.17%	5.29%	0.53%	5.82%	1.37%	7.16%	4.71%	4.46%	7.11%	9.34%
Feb 2023	3.83%	0.81%	4.64%	0.41%	5.05%	1.13%	6.24%	4.05%	4.51%	6.65%	6.53%
Jan 2023	4.39%	0.98%	5.37%	0.82%	6.19%	1.32%	7.16%	5.34%	5.49%	9.19%	8.79%
<b>2023</b>	<b>4.11%</b>	<b>0.95%</b>	<b>5.06%</b>	<b>0.57%</b>	<b>5.63%</b>	<b>1.32%</b>	<b>6.85%</b>	<b>4.56%</b>	<b>4.54%</b>	<b>7.29%</b>	<b>8.55%</b>
Dec 2022	4.67%	1.21%	5.88%	1.11%	6.99%	1.18%	8.10%	6.21%	6.41%	10.54%	9.73%
Nov 2022	3.66%	1.40%	5.07%	0.80%	5.86%	1.13%	6.88%	4.56%	5.11%	8.32%	9.44%
Oct 2022	3.88%	0.90%	4.78%	0.83%	5.61%	1.54%	6.42%	4.63%	5.02%	7.76%	8.58%
Sep 2022	4.13%	0.86%	4.99%	0.80%	5.79%	1.50%	6.91%	4.59%	4.64%	8.02%	8.97%
Aug 2022	4.27%	0.78%	5.05%	1.05%	6.10%	2.34%	7.08%	4.71%	4.71%	8.51%	9.22%
Jul 2022	4.19%	0.96%	5.15%	2.17%	7.32%	1.59%	8.72%	6.17%	5.75%	9.61%	11.69%
Jun 2022	4.03%	0.92%	4.96%	2.09%	7.05%	1.79%	8.69%	5.75%	6.44%	8.72%	9.52%
May 2022	4.03%	0.94%	4.97%	0.91%	5.89%	1.51%	7.13%	4.90%	5.43%	6.38%	9.30%
Apr 2022	3.99%	0.82%	4.81%	1.98%	6.79%	1.57%	8.71%	5.34%	6.17%	7.30%	9.74%
Mar 2022	3.97%	0.91%	4.88%	5.12%	10.01%	2.46%	12.20%	10.46%	9.72%	10.96%	12.40%
Feb 2022	3.64%	0.82%	4.46%	3.12%	7.58%	2.40%	9.30%	6.93%	6.72%	9.31%	9.32%
Jan 2022	3.50%	0.65%	4.15%	6.13%	10.28%	3.50%	13.01%	8.66%	8.93%	12.20%	12.03%
<b>2022</b>	<b>4.00%</b>	<b>0.93%</b>	<b>4.93%</b>	<b>2.16%</b>	<b>7.09%</b>	<b>1.87%</b>	<b>8.57%</b>	<b>6.09%</b>	<b>6.25%</b>	<b>8.97%</b>	<b>9.98%</b>
Dec 2021	3.69%	0.80%	4.49%	2.99%	7.48%	2.15%	9.26%	6.43%	7.55%	9.29%	8.40%
Nov 2021	4.15%	1.04%	5.20%	2.30%	7.49%	2.18%	8.78%	6.56%	7.49%	8.98%	10.88%
Oct 2021	3.91%	0.97%	4.89%	1.51%	6.39%	1.75%	7.75%	4.64%	5.58%	7.80%	9.62%
Sep 2021	3.59%	0.79%	4.38%	1.32%	5.70%	1.72%	7.09%	3.95%	4.78%	7.56%	8.47%
Aug 2021	3.60%	0.72%	4.31%	1.19%	5.50%	1.42%	7.07%	3.89%	4.43%	6.42%	8.66%
Jul 2021	3.55%	0.68%	4.23%	0.81%	5.03%	1.12%	6.14%	4.29%	4.39%	6.72%	7.21%
Jun 2021	3.27%	0.66%	3.93%	0.59%	4.52%	1.08%	5.79%	3.15%	3.94%	5.95%	6.13%
May 2021	2.80%	0.53%	3.33%	0.63%	3.96%	1.05%	4.83%	2.63%	3.36%	5.37%	6.29%
Apr 2021	3.14%	0.48%	3.62%	0.77%	4.39%	1.71%	5.55%	2.13%	3.55%	5.94%	6.41%

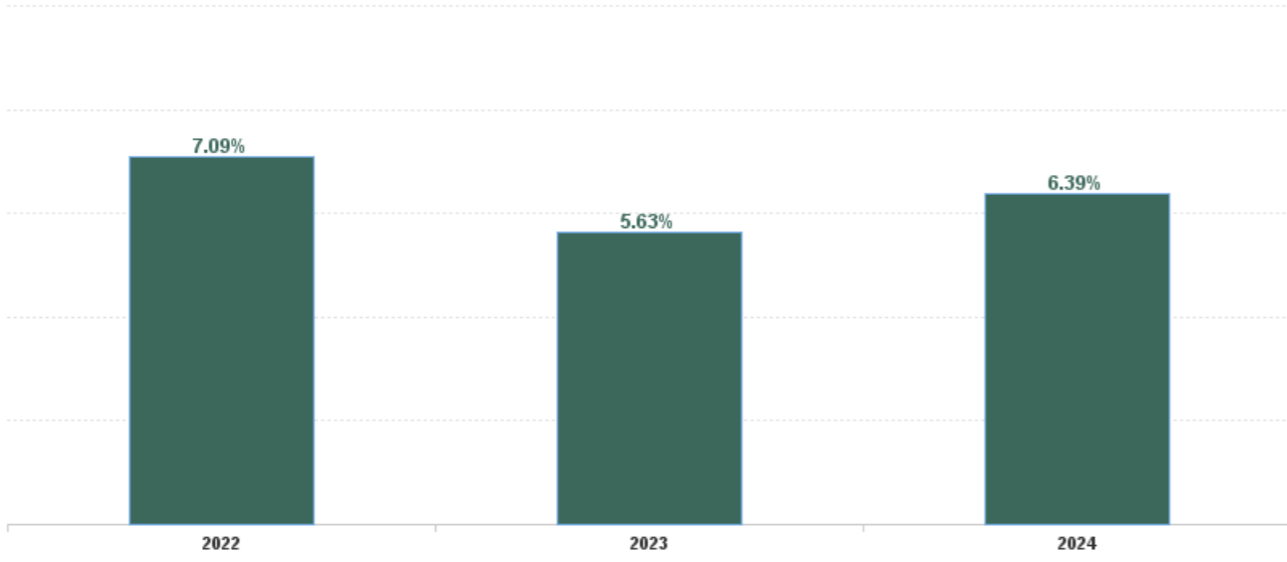
Mar 2021	3.18%	0.55%	3.73%	0.90%	4.63%	1.52%	5.92%	2.61%	3.99%	5.68%	6.83%
Feb 2021	3.40%	0.76%	4.16%	2.33%	6.49%	2.11%	7.86%	3.38%	5.40%	8.77%	11.32%
Jan 2021	3.74%	0.65%	4.39%	6.12%	10.52%	4.78%	13.59%	5.64%	7.51%	12.14%	15.46%
<b>2021</b>	<b>3.51%</b>	<b>0.72%</b>	<b>4.23%</b>	<b>1.78%</b>	<b>6.01%</b>	<b>1.88%</b>	<b>7.47%</b>	<b>4.12%</b>	<b>5.17%</b>	<b>7.56%</b>	<b>8.80%</b>

Year / Month	Certified absence	Self-certified absence	Non Covid-19 absence	Covid-19 absence	Total absence rate	Galway University	Galway University Hospitals	Letterkenny University	Mayo University Hospital	Portiuncula University	Portiuncula University Hospital	Roscommon University Hospital	Saolta HG HQ	Sligo University	Saolta University Hospital Care Group
Nov 2024	5.69%	0.71%	6.39%	0.28%	6.67%	5.56%	5.85%	7.47%	7.60%	7.24%		8.40%	2.14%	6.84%	6.67%
Oct 2024	5.89%	0.65%	6.54%	0.44%	6.98%	6.64%	5.72%	7.64%	8.92%	7.99%		7.76%	1.53%	7.39%	6.98%
Sep 2024	4.99%	1.42%	6.41%	0.61%	7.01%	5.86%	6.29%	7.51%	8.55%		5.70%	8.56%	3.32%	7.79%	7.01%
Aug 2024	5.87%	0.57%	6.44%	0.79%	7.23%	6.45%	6.22%	7.02%	8.56%		6.71%	8.43%	3.10%	9.09%	7.23%
Jul 2024	5.81%	0.58%	6.40%	1.14%	7.53%	7.37%	6.54%	7.95%	8.77%			9.25%	2.67%	8.41%	7.53%
Jun 2024	5.12%	0.81%	5.93%	0.94%	6.87%	7.51%	6.47%	8.00%	7.58%		2.85%	6.55%	3.38%	8.51%	6.87%
May 2024	4.53%	0.83%	5.36%	0.34%	5.70%	5.89%	4.75%	7.41%	4.98%		2.96%	8.77%	0.79%	7.59%	5.70%
Apr 2024	4.26%	0.80%	5.06%	0.24%	5.30%	4.39%	4.39%	7.41%	5.25%		2.36%	5.26%	0.87%	7.27%	5.30%
Mar 2024	4.37%	0.80%	5.17%	0.23%	5.40%		4.09%	7.87%	5.33%		1.67%	6.75%		7.81%	5.40%
Feb 2024	4.12%	0.86%	4.98%	0.34%	5.31%		3.93%	7.11%	5.71%		2.27%	6.16%		7.83%	5.31%
Jan 2024	4.67%	1.15%	5.81%	0.61%	6.43%		5.18%	8.79%	6.98%		2.97%	6.19%		8.04%	6.43%
<b>2024</b>	<b>5.02%</b>	<b>0.83%</b>	<b>5.86%</b>	<b>0.53%</b>	<b>6.39%</b>	<b>6.23%</b>	<b>5.38%</b>	<b>7.66%</b>	<b>7.06%</b>	<b>7.62%</b>	<b>3.33%</b>	<b>7.40%</b>	<b>2.20%</b>	<b>7.86%</b>	<b>6.39%</b>
Dec 2023	4.37%	1.12%	5.50%	0.58%	6.07%		4.50%	9.53%	5.65%		2.43%	6.43%		8.71%	6.07%
Nov 2023	4.29%	0.95%	5.23%	0.52%	5.75%		4.91%	7.27%	5.60%		2.63%	5.77%		7.71%	5.75%
Oct 2023	3.89%	1.35%	5.23%	0.51%	5.74%		4.65%	7.62%	6.08%		2.99%	6.00%		7.29%	5.74%
Sep 2023	4.11%	0.84%	4.95%	0.75%	5.70%		4.68%	7.78%	5.79%		2.88%	4.85%		7.55%	5.70%
Aug 2023	4.31%	0.85%	5.16%	0.88%	6.04%		5.28%	7.62%	6.36%		2.69%	4.58%		7.95%	6.04%
Jul 2023	3.96%	0.82%	4.78%	0.37%	5.16%		4.50%	6.51%	5.90%		2.92%	4.63%		6.01%	5.16%
Jun 2023	4.15%	0.77%	4.92%	0.37%	5.29%		4.56%	6.85%	6.36%		2.23%	4.07%		6.46%	5.29%
May 2023	4.21%	0.90%	5.10%	0.56%	5.66%		5.06%	7.30%	6.04%		2.76%	5.20%		6.51%	5.66%
Apr 2023	3.63%	0.83%	4.46%	0.50%	4.96%		4.16%	7.29%	5.32%		1.88%	4.50%		6.06%	4.96%
Mar 2023	4.12%	1.17%	5.29%	0.53%	5.82%		4.80%	7.97%	5.19%		4.73%	5.17%		7.02%	5.82%
Feb 2023	3.83%	0.81%	4.64%	0.41%	5.05%		4.02%	7.31%	4.67%		1.09%	5.26%		6.17%	5.05%
Jan 2023	4.39%	0.98%	5.37%	0.82%	6.19%		5.63%	8.60%	5.85%		1.89%	5.37%		7.48%	6.19%
<b>2023</b>	<b>4.11%</b>	<b>0.95%</b>	<b>5.06%</b>	<b>0.57%</b>	<b>5.63%</b>		<b>4.73%</b>	<b>7.64%</b>	<b>5.74%</b>		<b>2.69%</b>	<b>5.16%</b>		<b>7.09%</b>	<b>5.63%</b>
Dec 2022	4.67%	1.21%	5.88%	1.11%	6.99%		6.09%	10.27%	6.02%		2.38%	6.94%		8.99%	6.99%
Nov 2022	3.66%	1.40%	5.07%	0.80%	5.86%		4.66%	8.50%	6.04%		2.37%	7.81%		6.90%	5.86%
Oct 2022	3.88%	0.90%	4.78%	0.83%	5.61%		4.38%	8.62%	5.23%		2.22%	5.11%		7.45%	5.61%
Sep 2022	4.13%	0.86%	4.99%	0.80%	5.79%		4.69%	8.24%	5.71%		1.62%	5.54%		7.91%	5.79%
Aug 2022	4.27%	0.78%	5.05%	1.05%	6.10%		4.74%	8.65%	6.99%		2.73%	4.29%		8.00%	6.10%
Jul 2022	4.19%	0.96%	5.15%	2.17%	7.32%		5.72%	9.96%	8.43%		4.42%	5.81%		9.41%	7.32%
Jun 2022	4.03%	0.92%	4.96%	2.09%	7.05%		5.35%	9.56%	8.89%		3.39%	6.41%		8.94%	7.05%
May 2022	4.03%	0.94%	4.97%	0.91%	5.89%		4.72%	8.00%	6.56%		2.18%	7.16%		7.38%	5.89%
Apr 2022	3.99%	0.82%	4.81%	1.98%	6.79%		5.78%	9.71%	6.75%		4.22%	6.28%		7.68%	6.79%
Mar 2022	3.97%	0.91%	4.88%	5.12%	10.01%		8.64%	13.39%	9.18%		4.33%	9.43%		13.13%	10.01%
Feb 2022	3.64%	0.82%	4.46%	3.12%	7.58%		6.38%	10.88%	6.81%		3.37%	7.21%		10.02%	7.58%
Jan 2022	3.50%	0.65%	4.15%	6.13%	10.28%		9.58%	13.72%	10.60%		3.23%	13.92%		10.77%	10.28%
<b>2022</b>	<b>4.00%</b>	<b>0.93%</b>	<b>4.93%</b>	<b>2.16%</b>	<b>7.09%</b>		<b>5.89%</b>	<b>9.93%</b>	<b>7.25%</b>		<b>3.03%</b>	<b>7.10%</b>		<b>8.89%</b>	<b>7.09%</b>
Dec 2021	3.69%	0.80%	4.49%	2.99%	7.48%		6.81%	10.99%	5.62%		4.08%	8.96%		8.16%	7.48%
Nov 2021	4.15%	1.04%	5.20%	2.30%	7.49%		6.70%	10.10%	7.44%		3.92%	7.00%		8.38%	7.49%
Oct 2021	3.91%	0.97%	4.89%	1.51%	6.39%		5.37%	8.91%	6.35%		3.83%	5.26%		7.51%	6.39%
Sep 2021	3.59%	0.79%	4.38%	1.32%	5.70%		4.84%	8.58%	5.85%		2.54%	3.14%		6.90%	5.70%
Aug 2021	3.60%	0.72%	4.31%	1.19%	5.50%		4.25%	8.31%	5.80%		2.92%	3.74%		7.02%	5.50%
Jul 2021	3.55%	0.68%	4.23%	0.81%	5.03%		3.78%	7.66%	5.86%		2.69%	2.79%		6.24%	5.03%
Jun 2021	3.27%	0.66%	3.93%	0.59%	4.52%		3.74%	6.30%	5.00%		2.58%	2.54%		5.52%	4.52%
May 2021	2.80%	0.53%	3.33%	0.63%	3.96%		3.08%	6.11%	4.78%		0.32%	2.42%		5.33%	3.96%
Apr 2021	3.14%	0.48%	3.62%	0.77%	4.39%		3.44%	6.93%	4.58%		2.40%	1.18%		5.58%	4.39%

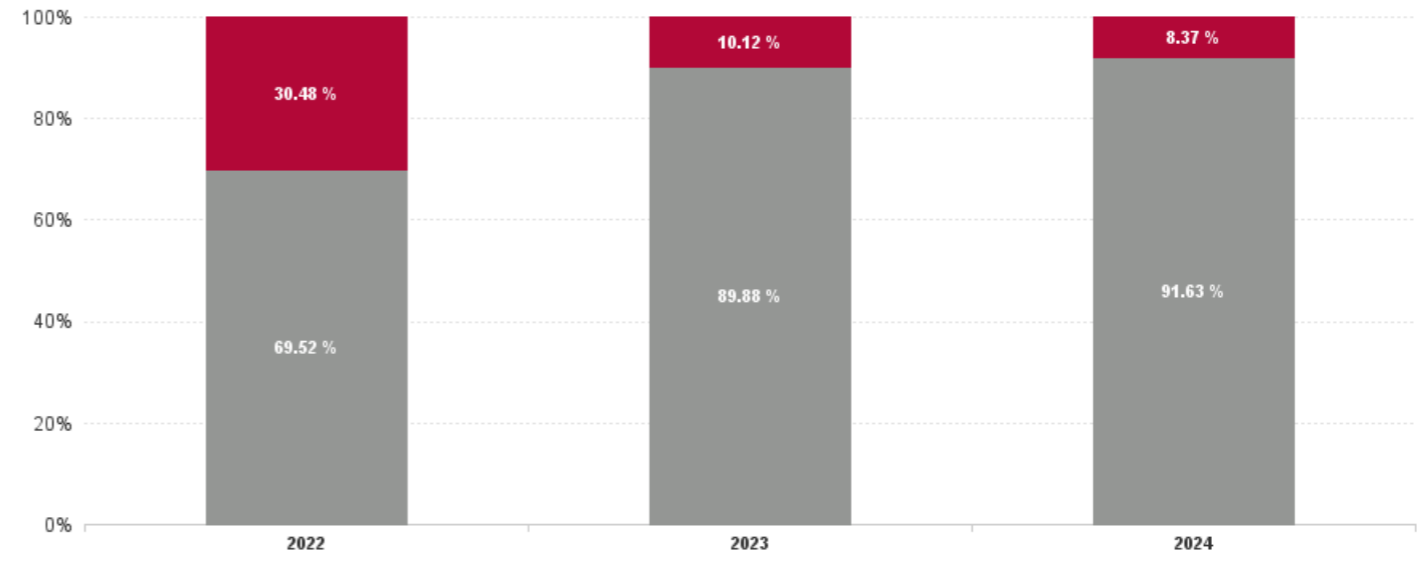
Mar 2021	3.18%	0.55%	3.73%	0.90%	4.63%
Feb 2021	3.40%	0.76%	4.16%	2.33%	6.49%
Jan 2021	3.74%	0.65%	4.39%	6.12%	10.52%
<b>2021</b>	<b>3.51%</b>	<b>0.72%</b>	<b>4.23%</b>	<b>1.78%</b>	<b>6.01%</b>

	3.50%	6.88%	5.75%		1.59%	2.67%		5.94%	<b>4.63%</b>
	4.26%	9.33%	9.90%		2.31%	3.36%		9.32%	<b>6.49%</b>
	8.53%	14.03%	13.16%		4.79%	9.00%		12.74%	<b>10.52%</b>
	<b>4.85%</b>	<b>8.68%</b>	<b>6.64%</b>		<b>2.83%</b>	<b>4.31%</b>		<b>7.39%</b>	<b>6.01%</b>

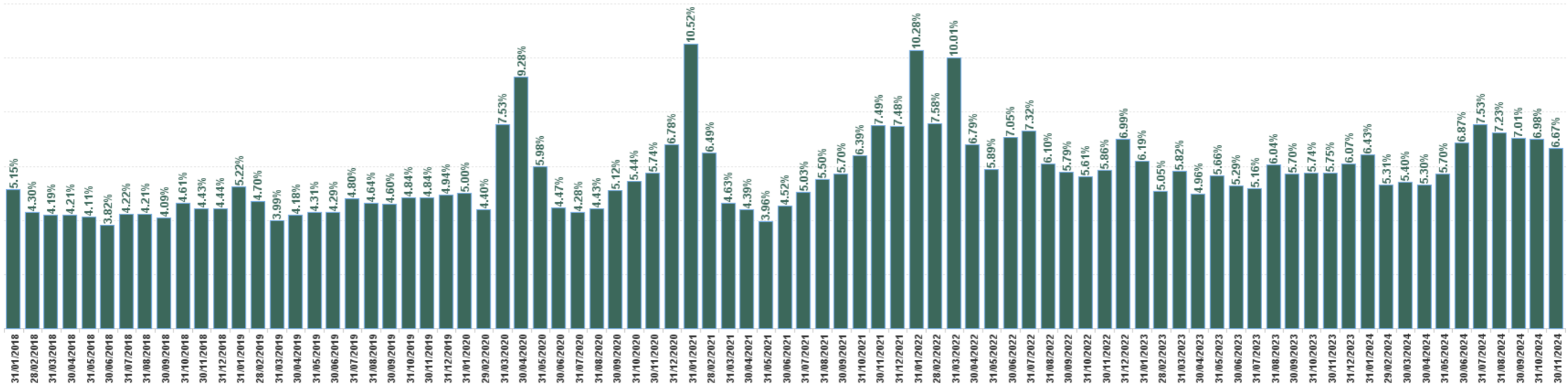
Total Absence Rate



% of Absence Non Covid-19 / Covid-19



Total Absence Rate



Year / Month	Certified absence	Self-certified absence	Non Covid-19 absence	Covid-19 absence	Total absence rate	Health Service Executive	Saolta University Hospital Care Group
Nov 2024	5.69%	0.71%	6.39%	0.28%	6.67%	6.67%	<b>6.67%</b>
Oct 2024	5.89%	0.65%	6.54%	0.44%	6.98%	6.98%	<b>6.98%</b>
Sep 2024	4.99%	1.42%	6.41%	0.61%	7.01%	7.01%	<b>7.01%</b>
Aug 2024	5.87%	0.57%	6.44%	0.79%	7.23%	7.23%	<b>7.23%</b>
Jul 2024	5.81%	0.58%	6.40%	1.14%	7.53%	7.53%	<b>7.53%</b>
Jun 2024	5.12%	0.81%	5.93%	0.94%	6.87%	6.87%	<b>6.87%</b>
May 2024	4.53%	0.83%	5.36%	0.34%	5.70%	5.70%	<b>5.70%</b>
Apr 2024	4.26%	0.80%	5.06%	0.24%	5.30%	5.30%	<b>5.30%</b>
Mar 2024	4.37%	0.80%	5.17%	0.23%	5.40%	5.40%	<b>5.40%</b>
Feb 2024	4.12%	0.86%	4.98%	0.34%	5.31%	5.31%	<b>5.31%</b>
Jan 2024	4.67%	1.15%	5.81%	0.61%	6.43%	6.43%	<b>6.43%</b>
<b>2024</b>	<b>5.02%</b>	<b>0.83%</b>	<b>5.86%</b>	<b>0.53%</b>	<b>6.39%</b>	<b>6.39%</b>	<b>6.39%</b>
Dec 2023	4.37%	1.12%	5.50%	0.58%	6.07%	6.07%	<b>6.07%</b>
Nov 2023	4.29%	0.95%	5.23%	0.52%	5.75%	5.75%	<b>5.75%</b>
Oct 2023	3.89%	1.35%	5.23%	0.51%	5.74%	5.74%	<b>5.74%</b>
Sep 2023	4.11%	0.84%	4.95%	0.75%	5.70%	5.70%	<b>5.70%</b>
Aug 2023	4.31%	0.85%	5.16%	0.88%	6.04%	6.04%	<b>6.04%</b>
Jul 2023	3.96%	0.82%	4.78%	0.37%	5.16%	5.16%	<b>5.16%</b>
Jun 2023	4.15%	0.77%	4.92%	0.37%	5.29%	5.29%	<b>5.29%</b>
May 2023	4.21%	0.90%	5.10%	0.56%	5.66%	5.66%	<b>5.66%</b>
Apr 2023	3.63%	0.83%	4.46%	0.50%	4.96%	4.96%	<b>4.96%</b>
Mar 2023	4.12%	1.17%	5.29%	0.53%	5.82%	5.82%	<b>5.82%</b>
Feb 2023	3.83%	0.81%	4.64%	0.41%	5.05%	5.05%	<b>5.05%</b>
Jan 2023	4.39%	0.98%	5.37%	0.82%	6.19%	6.19%	<b>6.19%</b>
<b>2023</b>	<b>4.11%</b>	<b>0.95%</b>	<b>5.06%</b>	<b>0.57%</b>	<b>5.63%</b>	<b>5.63%</b>	<b>5.63%</b>
Dec 2022	4.67%	1.21%	5.88%	1.11%	6.99%	6.99%	<b>6.99%</b>
Nov 2022	3.66%	1.40%	5.07%	0.80%	5.86%	5.86%	<b>5.86%</b>
Oct 2022	3.88%	0.90%	4.78%	0.83%	5.61%	5.61%	<b>5.61%</b>
Sep 2022	4.13%	0.86%	4.99%	0.80%	5.79%	5.79%	<b>5.79%</b>

Aug 2022	4.27%	0.78%	5.05%	1.05%	6.10%	6.10%	<b>6.10%</b>
Jul 2022	4.19%	0.96%	5.15%	2.17%	7.32%	7.32%	<b>7.32%</b>
Jun 2022	4.03%	0.92%	4.96%	2.09%	7.05%	7.05%	<b>7.05%</b>
May 2022	4.03%	0.94%	4.97%	0.91%	5.89%	5.89%	<b>5.89%</b>
Apr 2022	3.99%	0.82%	4.81%	1.98%	6.79%	6.79%	<b>6.79%</b>
Mar 2022	3.97%	0.91%	4.88%	5.12%	10.01%	10.01%	<b>10.01%</b>
Feb 2022	3.64%	0.82%	4.46%	3.12%	7.58%	7.58%	<b>7.58%</b>
Jan 2022	3.50%	0.65%	4.15%	6.13%	10.28%	10.28%	<b>10.28%</b>
<b>2022</b>	<b>4.00%</b>	<b>0.93%</b>	<b>4.93%</b>	<b>2.16%</b>	<b>7.09%</b>	<b>7.09%</b>	<b>7.09%</b>
Dec 2021	3.69%	0.80%	4.49%	2.99%	7.48%	7.48%	<b>7.48%</b>
Nov 2021	4.15%	1.04%	5.20%	2.30%	7.49%	7.49%	<b>7.49%</b>
Oct 2021	3.91%	0.97%	4.89%	1.51%	6.39%	6.39%	<b>6.39%</b>
Sep 2021	3.59%	0.79%	4.38%	1.32%	5.70%	5.70%	<b>5.70%</b>
Aug 2021	3.60%	0.72%	4.31%	1.19%	5.50%	5.50%	<b>5.50%</b>
Jul 2021	3.55%	0.68%	4.23%	0.81%	5.03%	5.03%	<b>5.03%</b>
Jun 2021	3.27%	0.66%	3.93%	0.59%	4.52%	4.52%	<b>4.52%</b>
May 2021	2.80%	0.53%	3.33%	0.63%	3.96%	3.96%	<b>3.96%</b>
Apr 2021	3.14%	0.48%	3.62%	0.77%	4.39%	4.39%	<b>4.39%</b>

Total Absence Rate

