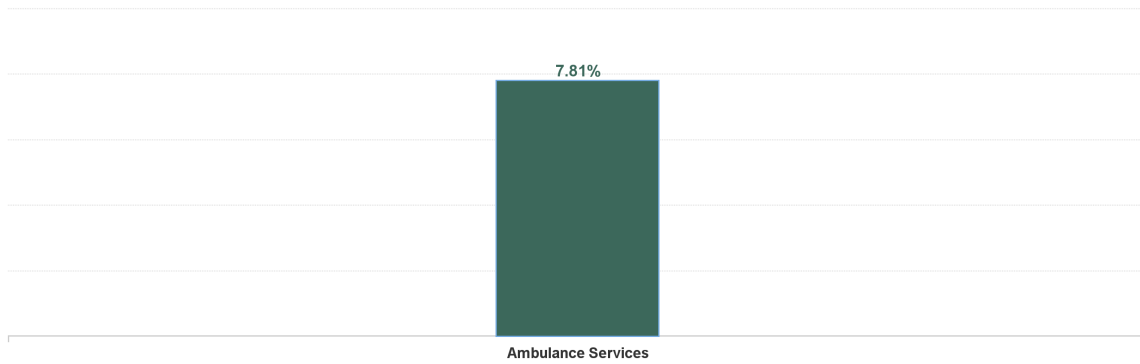


## September 2024

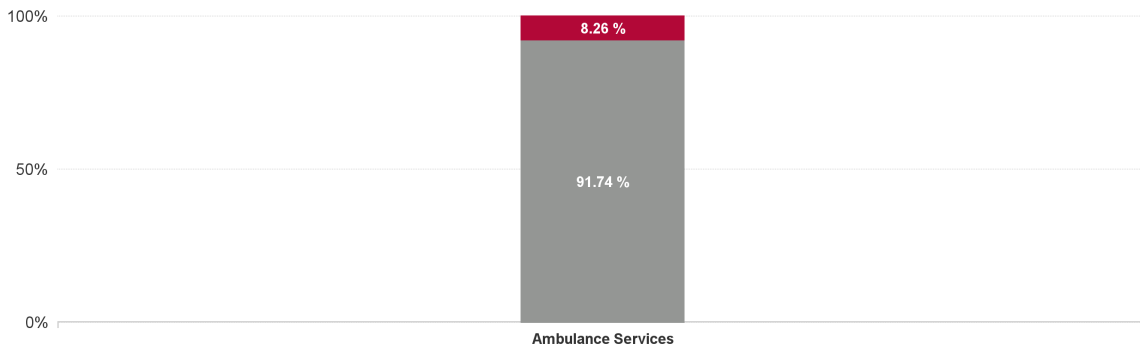
| Health Service Absence Rate - by Staff Category: Sep 2024 | Certified absence | Self-certified absence | Non Covid-19 absence | Covid-19 absence | Total absence rate | % Non Covid-19 absence | % Covid-19 absence |
|---|-------------------|------------------------|----------------------|------------------|--------------------|------------------------|--------------------|
| <b>National Ambulance Service</b>                         | <b>6.30%</b>      | <b>0.86%</b>           | <b>7.16%</b>         | <b>0.64%</b>     | <b>7.81%</b>       | <b>91.74%</b>          | <b>8.26%</b>       |
| Medical & Dental  | 0.00%             | 0.00%                  | 0.00%                | 0.00%            | 0.00%              | #DIV/0                 | #DIV/0             |
| Nursing & Midwifery                                       | 0.00%             | 0.00%                  | 0.00%                | 0.00%            | 0.00%              | #DIV/0                 | #DIV/0             |
| Health & Social Care Professionals                        | 0.00%             | 0.24%                  | 0.24%                | 0.41%            | 0.65%              | 37.33%                 | 62.67%             |
| Management & Administrative                               | 1.67%             | 0.23%                  | 1.90%                | 0.02%            | 1.92%              | 98.81%                 | 1.19%              |
| General Support   | 0.00%             | 0.00%                  | 0.00%                | 0.00%            | 0.00%              | #DIV/0                 | #DIV/0             |
| Patient & Client Care                                     | 7.05%             | 0.95%                  | 8.00%                | 0.72%            | 8.72%              | 91.74%                 | 8.26%              |

| Health Service Absence Rate - by Care Group: Sep 2024 | Certified absence | Self-certified absence | Non Covid-19 absence | Covid-19 absence | Total absence rate | % Non Covid-19 absence | % Covid-19 absence |
|---|-------------------|------------------------|----------------------|------------------|--------------------|------------------------|--------------------|
| <b>National Ambulance Service</b>                     | <b>6.30%</b>      | <b>0.86%</b>           | <b>7.16%</b>         | <b>0.64%</b>     | <b>7.81%</b>       | <b>91.74%</b>          | <b>8.26%</b>       |
| Ambulance Services                                    | 6.30%             | 0.86%                  | 7.16%                | 0.64%            | 7.81%              | 91.74%                 | 8.26%              |

Total Absence Rate



% of Absence Non Covid-19 / Covid-19



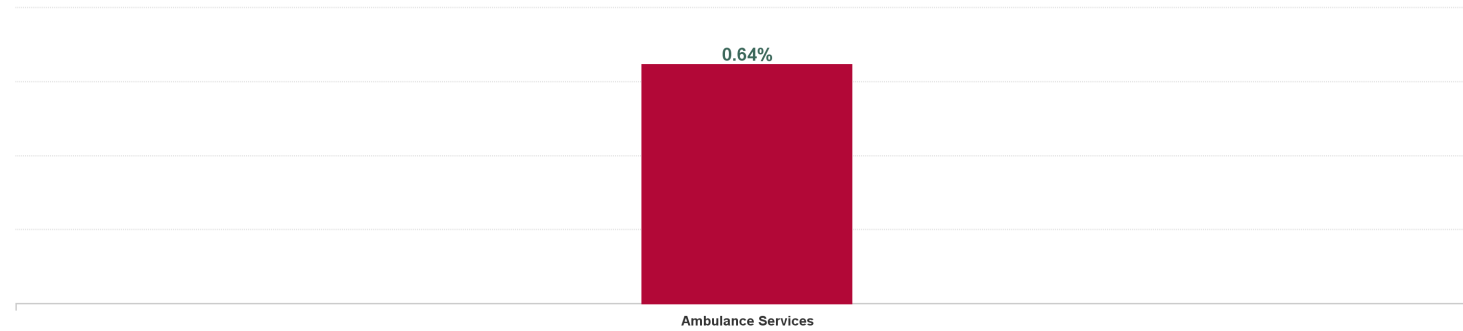
## September 2024

| Health Service Absence Rate - by Hospital : Sep 2024 | Certified absence | Self-certified absence | Non Covid-19 absence | Covid-19 absence | Total absence rate | Medical & Dental | Nursing & Midwifery | Health & Social Care Professionals | Management & Administrative | General Support | Patient & Client Care |
|--|-------------------|------------------------|----------------------|------------------|--------------------|------------------|---------------------|------------------------------------|-----------------------------|-----------------|-----------------------|
| National Ambulance Service                           | 6.30%             | 0.86%                  | 7.16%                | 0.64%            | 7.81%              | 0.00%            | 0.00%               | 0.65%                              | 1.92%                       | 0.00%           | 8.72%                 |
| Ambulance Services                                   | 6.30%             | 0.86%                  | 7.16%                | 0.64%            | 7.81%              | 0.00%            | 0.00%               | 0.65%                              | 1.92%                       | 0.00%           | 8.72%                 |

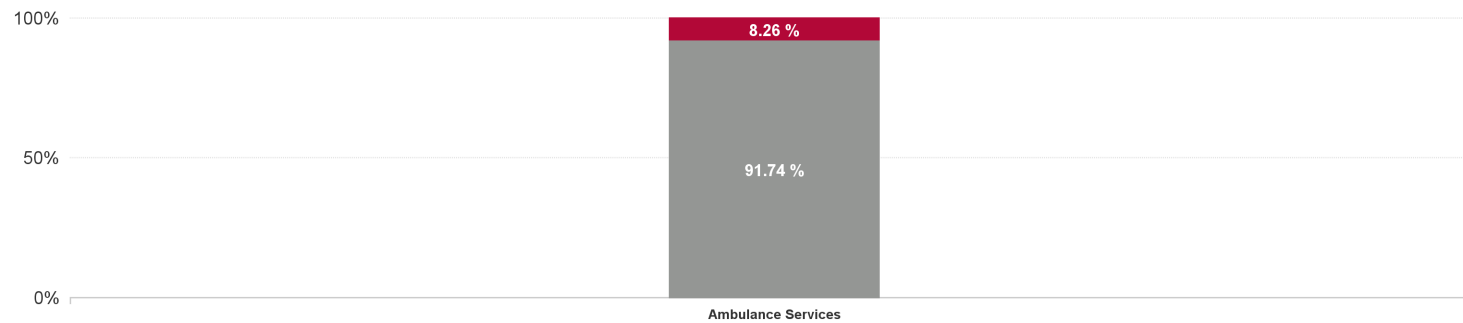
September 2024

| Health Service Absence Rate - by Staff Category & Hospital: Sep 2024 | Non Covid-19 absence | Covid-19 absence | Total absence rate | Medical & Dental | Nursing & Midwifery | Health & Social Care Professionals | Management & Administrative | General Support | Patient & Client Care |
|--|----------------------|------------------|--------------------|------------------|---------------------|------------------------------------|-----------------------------|-----------------|-----------------------|
| National Ambulance Service   | 7.16%                | 0.64%            | 0.64%              | 0.00%            | 0.00%               | 0.41%                              | 0.02%                       | 0.00%           | 0.72%                 |
| Ambulance Services   | 7.16%                | 0.64%            | 7.81%              | 0.00%            | 0.00%               | 0.41%                              | 0.02%                       | 0.00%           | 0.72%                 |

Total COVID Absence Rate



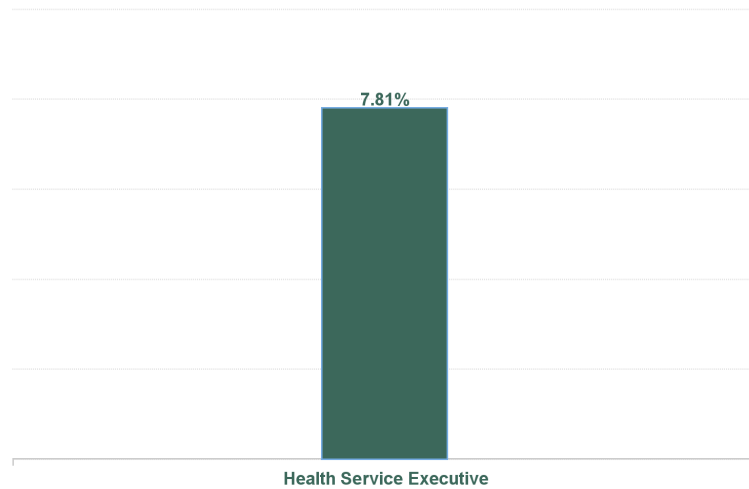
% of Absence Non Covid-19 / Covid-19



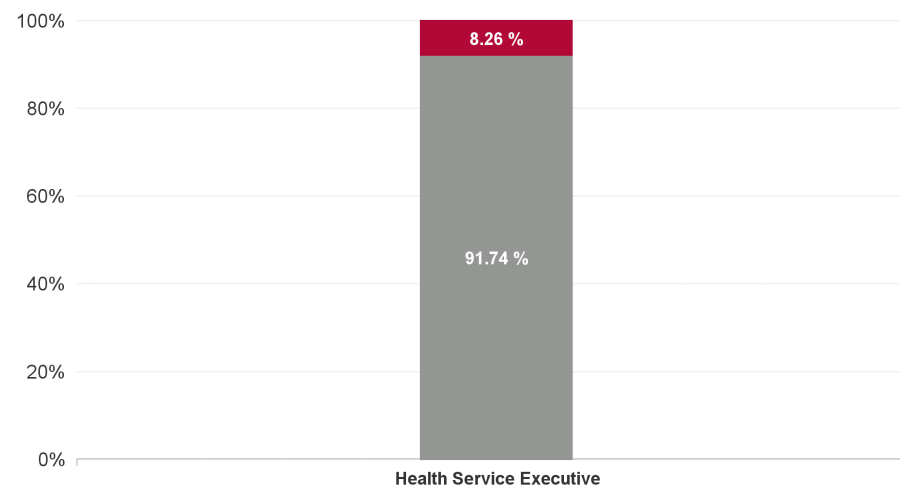
## September 2024

| Health Service Absence Rate - by Admin : Sep 2024 | Certified absence | Self-certified absence | Non Covid-19 absence | Covid-19 absence | Total absence rate | Medical & Dental | Nursing & Midwifery | Health & Social Care Professionals | Management & Administrative | General Support | Patient & Client Care |
|---|-------------------|------------------------|----------------------|------------------|--------------------|------------------|---------------------|------------------------------------|-----------------------------|-----------------|-----------------------|
| National Ambulance Service                        | 6.30%             | 0.86%                  | 7.16%                | 0.64%            | 7.81%              | 0.00%            | 0.00%               | 0.65%                              | 1.92%                       | 0.00%           | 8.72%                 |
| Ambulance Services                                | 6.30%             | 0.86%                  | 7.16%                | 0.64%            | 7.81%              | 0.00%            | 0.00%               | 0.65%                              | 1.92%                       | 0.00%           | 8.72%                 |
| Health Service Executive                          | 6.30%             | 0.86%                  | 7.16%                | 0.64%            | 7.81%              | 0.00%            | 0.00%               | 0.65%                              | 1.92%                       | 0.00%           | 8.72%                 |

Total Absence Rate



Non Covid-19 & Covid-19 Absence



| <b>Health Service Absence Rate - by Staff Category: Sep 2024</b> | <b>Certified absence</b> | <b>Self-certified absence</b> | <b>Non Covid-19 absence</b> | <b>Covid-19 absence</b> | <b>Total absence rate</b> | <b>% Non Covid-19 absence</b> | <b>% Covid-19 absence</b> |
|--|--------------------------|-------------------------------|-----------------------------|-------------------------|---------------------------|-------------------------------|---------------------------|
| <b>Ambulance Services</b>  | <b>6.30%</b>             | <b>0.86%</b>                  | <b>7.16%</b>                | <b>0.64%</b>            | <b>7.81%</b>              | <b>91.74%</b>                 | <b>8.26%</b>              |
| Medical & Dental   | 0.00%                    | 0.00%                         | 0.00%                       | 0.00%                   | 0.00%                     |                               |                           |
| Nursing & Midwifery  | 0.00%                    | 0.00%                         | 0.00%                       | 0.00%                   | 0.00%                     |                               |                           |
| Health & Social Care Professionals                               | 0.00%                    | 0.24%                         | 0.24%                       | 0.41%                   | 0.65%                     | 37.33%                        | 62.67%                    |
| Management & Administrative                                      | 1.67%                    | 0.23%                         | 1.90%                       | 0.02%                   | 1.92%                     | 98.81%                        | 1.19%                     |
| General Support  | 0.00%                    | 0.00%                         | 0.00%                       | 0.00%                   | 0.00%                     |                               |                           |
| Patient & Client Care  | 7.05%                    | 0.95%                         | 8.00%                       | 0.72%                   | 8.72%                     | 91.74%                        | 8.26%                     |

| Year / Month | Certified absence | Self-certified absence | Non Covid-19 absence | Covid-19 absence | Total absence rate | Medical & Dental | Nursing & Midwifery | Health & Social Care Professionals | Management & Administrative | General Support | Patient & Client Care |
|--------------|-------------------|------------------------|----------------------|------------------|--------------------|------------------|---------------------|------------------------------------|-----------------------------|-----------------|-----------------------|
| Sep 2024     | 6.30%             | 0.86%                  | 7.16%                | 0.64%            | 7.81%              | 0.00%            | 0.00%               | 0.65%                              | 1.92%                       | 0.00%           | 8.72%                 |
| Aug 2024     | 6.84%             | 0.80%                  | 7.64%                | 0.95%            | 8.59%              | 0.00%            | 1.71%               | 1.56%                              | 4.13%                       | 0.00%           | 9.18%                 |
| Jul 2024     | 6.75%             | 0.85%                  | 7.60%                | 1.14%            | 8.74%              | 0.00%            | 17.05%              | 1.03%                              | 3.25%                       | 0.00%           | 9.34%                 |
| Jun 2024     | 7.72%             | 0.82%                  | 8.55%                | 0.59%            | 9.13%              | 0.00%            | 15.85%              | 2.39%                              | 3.07%                       | 27.76%          | 9.62%                 |
| May 2024     | 7.27%             | 0.82%                  | 8.09%                | 0.33%            | 8.42%              | 0.00%            | 15.25%              | 4.00%                              | 2.50%                       | 31.68%          | 8.89%                 |
| Apr 2024     | 6.58%             | 0.83%                  | 7.42%                | 0.30%            | 7.71%              | 0.00%            | 14.00%              | 1.84%                              | 3.84%                       | 30.41%          | 8.01%                 |
| Mar 2024     | 6.77%             | 0.80%                  | 7.57%                | 0.35%            | 7.92%              | 0.00%            | 16.78%              | 4.87%                              | 3.10%                       | 37.21%          | 8.22%                 |
| Feb 2024     | 6.35%             | 0.72%                  | 7.07%                | 0.40%            | 7.47%              | 0.00%            | 24.84%              | 2.38%                              | 2.43%                       | 28.08%          | 7.83%                 |
| Jan 2024     | 6.71%             | 0.66%                  | 7.37%                | 0.60%            | 7.97%              | 0.00%            | 6.22%               | 2.75%                              | 2.87%                       | 41.89%          | 8.36%                 |
| <b>2024</b>  | <b>6.81%</b>      | <b>0.80%</b>           | <b>7.60%</b>         | <b>0.59%</b>     | <b>8.19%</b>       | <b>0.00%</b>     | <b>12.48%</b>       | <b>1.95%</b>                       | <b>2.99%</b>                | <b>24.82%</b>   | <b>8.67%</b>          |
| Dec 2023     | 7.70%             | 1.02%                  | 8.72%                | 0.68%            | 9.40%              | 0.00%            | 7.29%               | 8.75%                              | 5.53%                       | 32.58%          | 9.64%                 |
| Nov 2023     | 6.31%             | 0.66%                  | 6.97%                | 0.34%            | 7.31%              | 0.00%            | 0.00%               | 1.68%                              | 4.14%                       | 20.60%          | 7.59%                 |
| Oct 2023     | 6.14%             | 0.79%                  | 6.92%                | 0.59%            | 7.52%              | 0.00%            | 3.58%               | 0.00%                              | 5.36%                       | 7.78%           | 7.70%                 |
| Sep 2023     | 6.00%             | 0.65%                  | 6.65%                | 0.70%            | 7.35%              | 0.00%            | 0.00%               | #DIV/0                             | 4.64%                       | 0.00%           | 7.57%                 |
| Aug 2023     | 6.06%             | 0.85%                  | 6.92%                | 1.01%            | 7.93%              | 0.00%            | 0.00%               | #DIV/0                             | 3.94%                       | 0.00%           | 8.24%                 |
| Jul 2023     | 5.89%             | 0.78%                  | 6.66%                | 0.48%            | 7.14%              | 0.00%            | 5.45%               | #DIV/0                             | 3.12%                       | 0.00%           | 7.43%                 |
| Jun 2023     | 5.01%             | 0.72%                  | 5.73%                | 0.35%            | 6.08%              | 0.00%            | 0.00%               | #DIV/0                             | 1.18%                       | 0.00%           | 6.44%                 |
| May 2023     | 5.26%             | 0.68%                  | 5.94%                | 0.43%            | 6.38%              | 0.00%            | 0.00%               | #DIV/0                             | 3.16%                       | 0.00%           | 6.63%                 |
| Apr 2023     | 5.69%             | 0.78%                  | 6.47%                | 0.48%            | 6.95%              | 0.00%            | 0.00%               | #DIV/0                             | 3.24%                       | 0.00%           | 7.19%                 |
| Mar 2023     | 5.66%             | 0.66%                  | 6.31%                | 0.58%            | 6.89%              | 0.00%            | 0.00%               | #DIV/0                             | 3.09%                       | 6.62%           | 7.15%                 |
| Feb 2023     | 6.14%             | 0.68%                  | 6.82%                | 0.42%            | 7.24%              | 0.00%            | 0.00%               | #DIV/0                             | 2.58%                       | 0.00%           | 7.53%                 |
| Jan 2023     | 6.08%             | 0.65%                  | 6.73%                | 0.69%            | 7.42%              | 0.00%            | 0.00%               | #DIV/0                             | 1.84%                       | 0.00%           | 7.78%                 |
| <b>2023</b>  | <b>6.00%</b>      | <b>0.74%</b>           | <b>6.74%</b>         | <b>0.56%</b>     | <b>7.31%</b>       | <b>0.00%</b>     | <b>1.25%</b>        | <b>4.12%</b>                       | <b>3.58%</b>                | <b>6.71%</b>    | <b>7.58%</b>          |
| Dec 2022     | 7.48%             | 0.92%                  | 8.40%                | 1.21%            | 9.61%              | 0.00%            | 9.69%               | #DIV/0                             | 2.61%                       | 0.00%           | 9.99%                 |
| Nov 2022     | 6.47%             | 0.82%                  | 7.29%                | 0.78%            | 8.07%              | 0.00%            | 0.00%               | #DIV/0                             | 5.57%                       | 31.82%          | 8.20%                 |
| Oct 2022     | 5.93%             | 0.74%                  | 6.68%                | 0.96%            | 7.63%              | 0.00%            | 0.00%               | #DIV/0                             | 4.09%                       | 3.16%           | 7.88%                 |
| Sep 2022     | 5.92%             | 0.77%                  | 6.69%                | 0.84%            | 7.53%              | 0.00%            | 0.00%               | #DIV/0                             | 4.08%                       | 0.00%           | 7.77%                 |
| Aug 2022     | 6.49%             | 0.67%                  | 7.16%                | 0.76%            | 7.92%              | 0.00%            | 0.00%               | #DIV/0                             | 3.93%                       | 5.92%           | 8.13%                 |
| Jul 2022     | 7.08%             | 0.87%                  | 7.94%                | 2.28%            | 10.23%             | 0.00%            | 16.47%              | #DIV/0                             | 4.08%                       | 0.53%           | 10.60%                |
| Jun 2022     | 6.58%             | 0.76%                  | 7.34%                | 1.71%            | 9.05%              | 0.00%            | 0.00%               | #DIV/0                             | 4.41%                       | 0.75%           | 9.37%                 |
| May 2022     | 6.81%             | 0.62%                  | 7.43%                | 1.01%            | 8.43%              | 0.00%            | 0.00%               | #DIV/0                             | 3.35%                       | 2.83%           | 8.74%                 |
| Apr 2022     | 6.76%             | 0.81%                  | 7.57%                | 2.41%            | 9.98%              | 0.00%            | 0.00%               | #DIV/0                             | 3.32%                       | 3.71%           | 10.34%                |
| Mar 2022     | 4.84%             | 0.49%                  | 5.33%                | 3.94%            | 9.27%              | 0.00%            | 0.00%               | #DIV/0                             | 3.10%                       | 0.22%           | 12.98%                |
| Feb 2022     | 5.81%             | 0.59%                  | 6.40%                | 2.43%            | 8.82%              | 0.00%            | 0.00%               | #DIV/0                             | 3.18%                       | 7.26%           | 9.11%                 |
| Jan 2022     | 5.48%             | 0.38%                  | 5.86%                | 4.73%            | 10.59%             | 0.00%            | 0.00%               | #DIV/0                             | 2.93%                       | 6.72%           | 11.04%                |
| <b>2022</b>  | <b>6.23%</b>      | <b>0.69%</b>           | <b>6.91%</b>         | <b>2.03%</b>     | <b>8.95%</b>       | <b>0.00%</b>     | <b>1.87%</b>        | <b>#DIV/0</b>                      | <b>3.71%</b>                | <b>0.85%</b>    | <b>9.54%</b>          |
| Dec 2021     | 6.82%             | 0.66%                  | 7.48%                | 2.53%            | 10.01%             | 0.00%            | 44.03%              | #DIV/0                             | 3.08%                       | 7.69%           | 10.33%                |
| Nov 2021     | 6.90%             | 0.84%                  | 7.74%                | 2.36%            | 10.09%             | 0.00%            | 24.45%              | #DIV/0                             | 6.08%                       | 8.08%           | 10.30%                |
| Oct 2021     | 6.47%             | 0.75%                  | 7.22%                | 1.64%            | 8.86%              | 0.00%            | 0.00%               | #DIV/0                             | 5.19%                       | 11.21%          | 9.00%                 |
| Sep 2021     | 6.23%             | 0.62%                  | 6.86%                | 1.35%            | 8.20%              | 0.00%            | 0.00%               | #DIV/0                             | 3.11%                       | 3.22%           | 8.49%                 |
| Aug 2021     | 6.35%             | 0.74%                  | 7.08%                | 0.89%            | 7.97%              | 0.00%            | 0.00%               | #DIV/0                             | 2.20%                       | 0.00%           | 8.29%                 |
| Jul 2021     | 5.94%             | 0.77%                  | 6.72%                | 0.70%            | 7.42%              | 0.00%            | 0.00%               | #DIV/0                             | 3.08%                       | 0.37%           | 7.67%                 |
| Jun 2021     | 4.89%             | 0.55%                  | 5.44%                | 0.62%            | 6.06%              | 0.00%            | 0.00%               | #DIV/0                             | 2.59%                       | 10.85%          | 6.23%                 |
| May 2021     | 4.09%             | 0.48%                  | 4.57%                | 0.65%            | 5.23%              | 0.00%            | 0.00%               | #DIV/0                             | 3.55%                       | 2.84%           | 5.32%                 |
| Apr 2021     | 3.63%             | 0.49%                  | 4.12%                | 0.74%            | 4.86%              | 0.00%            | 12.87%              | 1.13%                              | 1.65%                       | 4.93%           | 6.12%                 |
| Mar 2021     | 3.51%             | 0.53%                  | 4.04%                | 1.08%            | 5.12%              | #DIV/0           | #DIV/0              | #DIV/0                             | 2.43%                       | 2.92%           | 5.50%                 |
| Feb 2021     | 3.99%             | 0.89%                  | 4.89%                | 1.66%            | 6.55%              | #DIV/0           | #DIV/0              | #DIV/0                             | 1.46%                       | 5.94%           | 6.91%                 |

|             |              |              |              |              |              |
|-------------|--------------|--------------|--------------|--------------|--------------|
| Jan 2021    | 4.24%        | 0.46%        | 4.70%        | 5.03%        | 9.74%        |
| <b>2021</b> | <b>5.36%</b> | <b>0.66%</b> | <b>6.02%</b> | <b>1.66%</b> | <b>7.68%</b> |

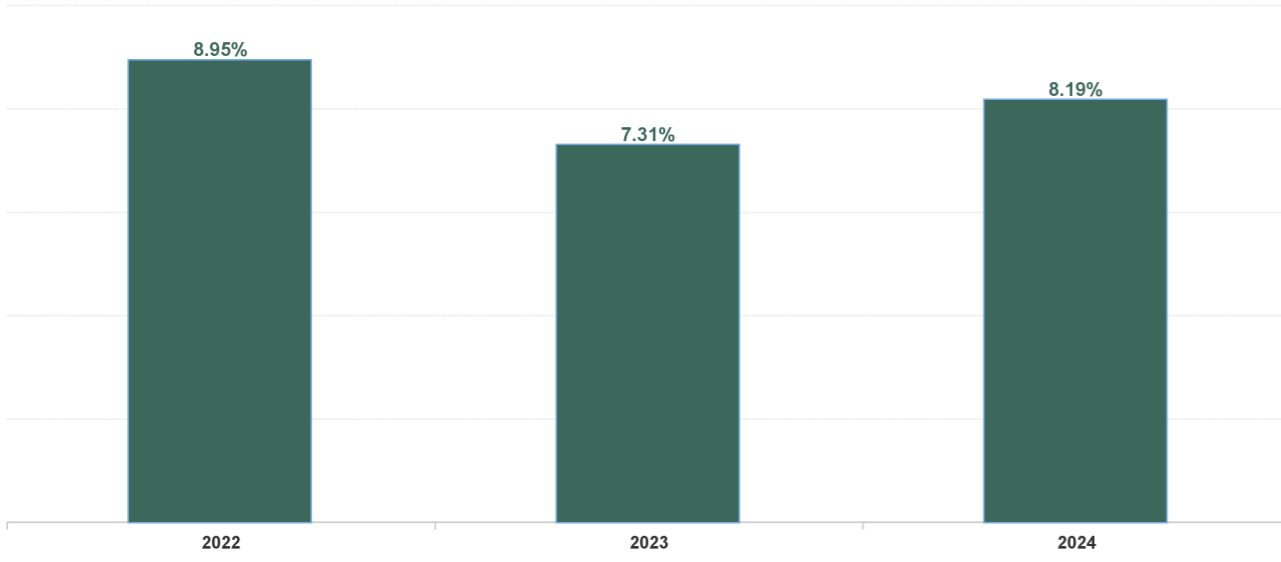
|              |               |              |              |              |              |
|--------------|---------------|--------------|--------------|--------------|--------------|
| #DIV/0       | #DIV/0        | #DIV/0       | 2.99%        | 6.02%        | 10.56%       |
| <b>0.00%</b> | <b>14.18%</b> | <b>1.13%</b> | <b>2.97%</b> | <b>4.99%</b> | <b>8.07%</b> |

| Year / Month | Certified absence | Self-certified absence | Non Covid-19 absence | Covid-19 absence | Total absence rate | Ambulance Services | National Ambulance Service |
|--------------|-------------------|------------------------|----------------------|------------------|--------------------|--------------------|----------------------------|
| Sep 2024     | 6.30%             | 0.86%                  | 7.16%                | 0.64%            | 7.81%              | 7.81%              | 7.81%                      |
| Aug 2024     | 6.84%             | 0.80%                  | 7.64%                | 0.95%            | 8.59%              | 8.59%              | 8.59%                      |
| Jul 2024     | 6.75%             | 0.85%                  | 7.60%                | 1.14%            | 8.74%              | 8.74%              | 8.74%                      |
| Jun 2024     | 7.72%             | 0.82%                  | 8.55%                | 0.59%            | 9.13%              | 9.13%              | 9.13%                      |
| May 2024     | 7.27%             | 0.82%                  | 8.09%                | 0.33%            | 8.42%              | 8.42%              | 8.42%                      |
| Apr 2024     | 6.58%             | 0.83%                  | 7.42%                | 0.30%            | 7.71%              | 7.71%              | 7.71%                      |
| Mar 2024     | 6.77%             | 0.80%                  | 7.57%                | 0.35%            | 7.92%              | 7.92%              | 7.92%                      |
| Feb 2024     | 6.35%             | 0.72%                  | 7.07%                | 0.40%            | 7.47%              | 7.47%              | 7.47%                      |
| Jan 2024     | 6.71%             | 0.66%                  | 7.37%                | 0.60%            | 7.97%              | 7.97%              | 7.97%                      |
| <b>2024</b>  | <b>6.81%</b>      | <b>0.80%</b>           | <b>7.60%</b>         | <b>0.59%</b>     | <b>8.19%</b>       | <b>8.19%</b>       | <b>8.19%</b>               |
| Dec 2023     | 7.70%             | 1.02%                  | 8.72%                | 0.68%            | 9.40%              | 9.40%              | 9.40%                      |
| Nov 2023     | 6.31%             | 0.66%                  | 6.97%                | 0.34%            | 7.31%              | 7.31%              | 7.31%                      |
| Oct 2023     | 6.14%             | 0.79%                  | 6.92%                | 0.59%            | 7.52%              | 7.52%              | 7.52%                      |
| Sep 2023     | 6.00%             | 0.65%                  | 6.65%                | 0.70%            | 7.35%              | 7.35%              | 7.35%                      |
| Aug 2023     | 6.06%             | 0.85%                  | 6.92%                | 1.01%            | 7.93%              | 7.93%              | 7.93%                      |
| Jul 2023     | 5.89%             | 0.78%                  | 6.66%                | 0.48%            | 7.14%              | 7.14%              | 7.14%                      |
| Jun 2023     | 5.01%             | 0.72%                  | 5.73%                | 0.35%            | 6.08%              | 6.08%              | 6.08%                      |
| May 2023     | 5.26%             | 0.68%                  | 5.94%                | 0.43%            | 6.38%              | 6.38%              | 6.38%                      |
| Apr 2023     | 5.69%             | 0.78%                  | 6.47%                | 0.48%            | 6.95%              | 6.95%              | 6.95%                      |
| Mar 2023     | 5.66%             | 0.66%                  | 6.31%                | 0.58%            | 6.89%              | 6.89%              | 6.89%                      |
| Feb 2023     | 6.14%             | 0.68%                  | 6.82%                | 0.42%            | 7.24%              | 7.24%              | 7.24%                      |
| Jan 2023     | 6.08%             | 0.65%                  | 6.73%                | 0.69%            | 7.42%              | 7.42%              | 7.42%                      |
| <b>2023</b>  | <b>6.00%</b>      | <b>0.74%</b>           | <b>6.74%</b>         | <b>0.56%</b>     | <b>7.31%</b>       | <b>7.31%</b>       | <b>7.31%</b>               |
| Dec 2022     | 7.48%             | 0.92%                  | 8.40%                | 1.21%            | 9.61%              | 9.61%              | 9.61%                      |
| Nov 2022     | 6.47%             | 0.82%                  | 7.29%                | 0.78%            | 8.07%              | 8.07%              | 8.07%                      |
| Oct 2022     | 5.93%             | 0.74%                  | 6.68%                | 0.96%            | 7.63%              | 7.63%              | 7.63%                      |
| Sep 2022     | 5.92%             | 0.77%                  | 6.69%                | 0.84%            | 7.53%              | 7.53%              | 7.53%                      |
| Aug 2022     | 6.49%             | 0.67%                  | 7.16%                | 0.76%            | 7.92%              | 7.92%              | 7.92%                      |
| Jul 2022     | 7.08%             | 0.87%                  | 7.94%                | 2.28%            | 10.23%             | 10.23%             | 10.23%                     |
| Jun 2022     | 6.58%             | 0.76%                  | 7.34%                | 1.71%            | 9.05%              | 9.05%              | 9.05%                      |
| May 2022     | 6.81%             | 0.62%                  | 7.43%                | 1.01%            | 8.43%              | 8.43%              | 8.43%                      |
| Apr 2022     | 6.76%             | 0.81%                  | 7.57%                | 2.41%            | 9.98%              | 9.98%              | 9.98%                      |
| Mar 2022     | 4.84%             | 0.49%                  | 5.33%                | 3.94%            | 9.27%              | 9.27%              | 9.27%                      |
| Feb 2022     | 5.81%             | 0.59%                  | 6.40%                | 2.43%            | 8.82%              | 8.82%              | 8.82%                      |
| Jan 2022     | 5.48%             | 0.38%                  | 5.86%                | 4.73%            | 10.59%             | 10.59%             | 10.59%                     |
| <b>2022</b>  | <b>6.23%</b>      | <b>0.69%</b>           | <b>6.91%</b>         | <b>2.03%</b>     | <b>8.95%</b>       | <b>8.95%</b>       | <b>8.95%</b>               |
| Dec 2021     | 6.82%             | 0.66%                  | 7.48%                | 2.53%            | 10.01%             | 10.01%             | 10.01%                     |
| Nov 2021     | 6.90%             | 0.84%                  | 7.74%                | 2.36%            | 10.09%             | 10.09%             | 10.09%                     |
| Oct 2021     | 6.47%             | 0.75%                  | 7.22%                | 1.64%            | 8.86%              | 8.86%              | 8.86%                      |
| Sep 2021     | 6.23%             | 0.62%                  | 6.86%                | 1.35%            | 8.20%              | 8.20%              | 8.20%                      |
| Aug 2021     | 6.35%             | 0.74%                  | 7.08%                | 0.89%            | 7.97%              | 7.97%              | 7.97%                      |
| Jul 2021     | 5.94%             | 0.77%                  | 6.72%                | 0.70%            | 7.42%              | 7.42%              | 7.42%                      |
| Jun 2021     | 4.89%             | 0.55%                  | 5.44%                | 0.62%            | 6.06%              | 6.06%              | 6.06%                      |
| May 2021     | 4.09%             | 0.48%                  | 4.57%                | 0.65%            | 5.23%              | 5.23%              | 5.23%                      |
| Apr 2021     | 3.63%             | 0.49%                  | 4.12%                | 0.74%            | 4.86%              | 4.86%              | 4.86%                      |
| Mar 2021     | 3.51%             | 0.53%                  | 4.04%                | 1.08%            | 5.12%              | 5.12%              | 5.12%                      |
| Feb 2021     | 3.99%             | 0.89%                  | 4.89%                | 1.66%            | 6.55%              | 6.55%              | 6.55%                      |
| Jan 2021     | 4.24%             | 0.46%                  | 4.70%                | 5.03%            | 9.74%              | 9.74%              | 9.74%                      |

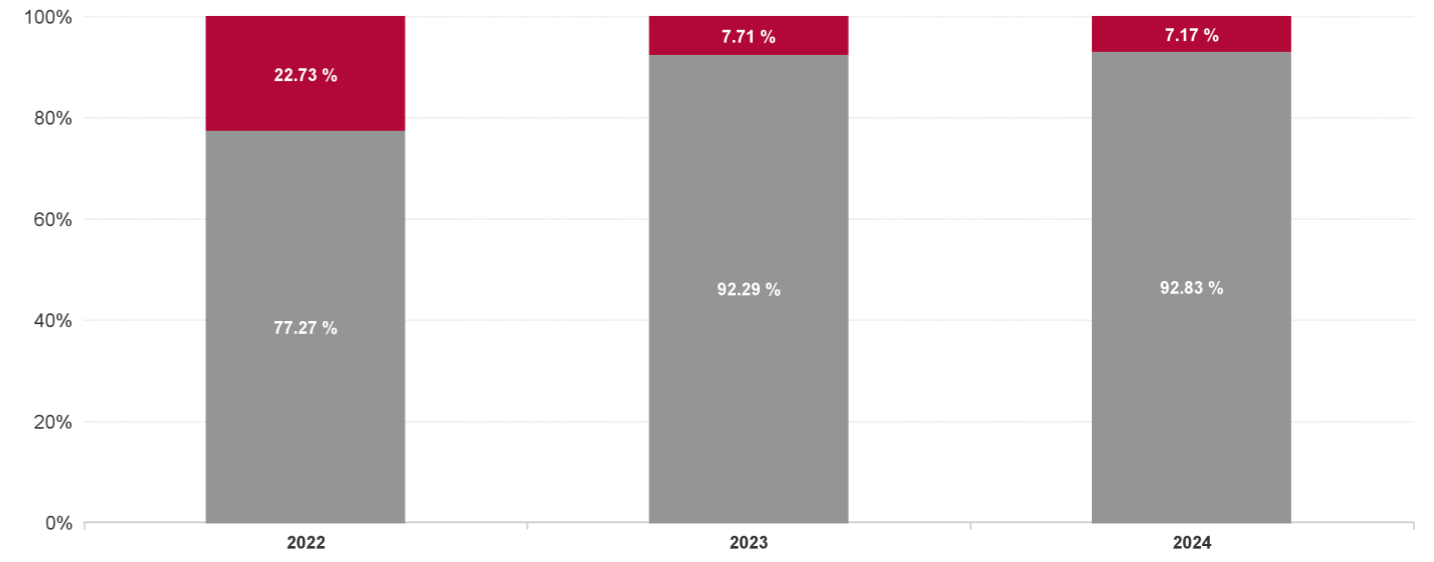


|      |       |       |       |       |       |       |       |
|------|-------|-------|-------|-------|-------|-------|-------|
| 2021 | 5.36% | 0.66% | 6.02% | 1.66% | 7.68% | 7.68% | 7.68% |
|------|-------|-------|-------|-------|-------|-------|-------|

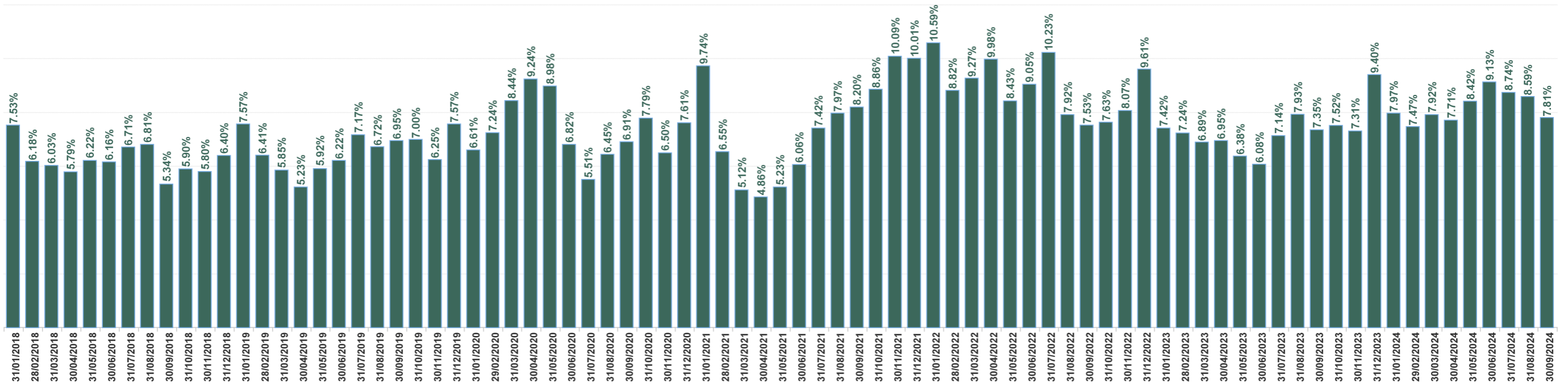
Total Absence Rate



% of Absence Non Covid-19 / Covid-19



Total Absence Rate



| Year / Month | Certified absence | Self-certified absence | Non Covid-19 absence | Covid-19 absence | Total absence rate |  |
|--------------|-------------------|------------------------|----------------------|------------------|--------------------|--|
|              |                   |                        |                      |                  |                    |  |

Total Absence Rate

