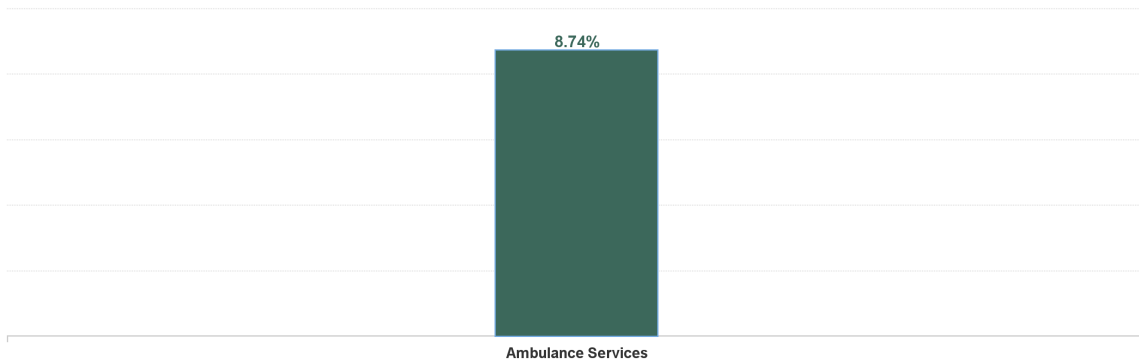


July 2024

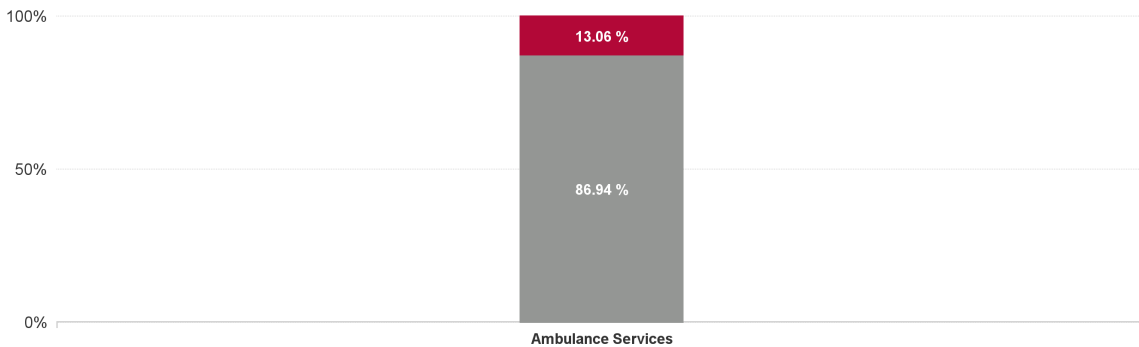
Health Service Absence Rate - by Staff Category: Jul 2024	Certified absence	Self-certified absence	Non Covid-19 absence	Covid-19 absence	Total absence rate	% Non Covid-19 absence	% Covid-19 absence
National Ambulance Service	6.75%	0.85%	7.60%	1.14%	8.74%	86.94%	13.06%
Medical & Dental	0.00%	0.00%	0.00%	0.00%	0.00%	#DIV/0	#DIV/0
Nursing & Midwifery	17.05%	0.00%	17.05%	0.00%	17.05%	100.00%	0.00%
Health & Social Care Professionals	1.03%	0.00%	1.03%	0.00%	1.03%	100.00%	0.00%
Management & Administrative	2.19%	0.18%	2.37%	0.88%	3.25%	73.00%	27.00%
General Support	0.00%	0.00%	0.00%	0.00%	0.00%	#DIV/0	#DIV/0
Patient & Client Care	7.22%	0.93%	8.15%	1.19%	9.34%	87.22%	12.78%

Health Service Absence Rate - by Care Group: Jul 2024	Certified absence	Self-certified absence	Non Covid-19 absence	Covid-19 absence	Total absence rate	% Non Covid-19 absence	% Covid-19 absence
National Ambulance Service	6.75%	0.85%	7.60%	1.14%	8.74%	86.94%	13.06%
Ambulance Services	6.75%	0.85%	7.60%	1.14%	8.74%	86.94%	13.06%

Total Absence Rate



% of Absence Non Covid-19 / Covid-19



July 2024

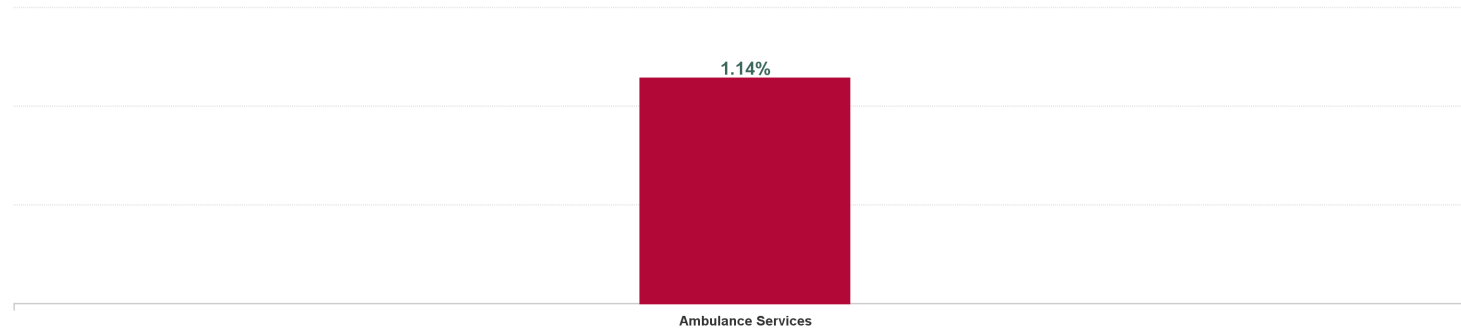
Health Service Absence Rate - by Hospital : Jul 2024	Certified absence	Self-certified absence	Non Covid-19 absence	Covid-19 absence	Total absence rate
National Ambulance Service	6.75%	0.85%	7.60%	1.14%	8.74%
Ambulance Services	6.75%	0.85%	7.60%	1.14%	8.74%

Medical & Dental	Nursing & Midwifery	Health & Social Care Professionals	Management & Administrative	General Support	Patient & Client Care
0.00%	17.05%	1.03%	3.25%	0.00%	9.34%
0.00%	17.05%	1.03%	3.25%	0.00%	9.34%

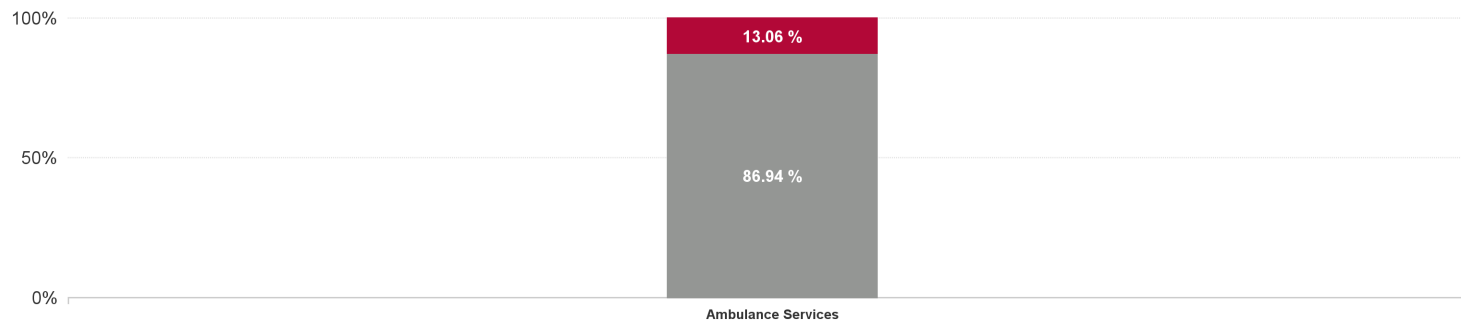
July 2024

Health Service Absence Rate - by Staff Category & Hospital: Jul 2024	Non Covid-19 absence	Covid-19 absence	Total absence rate	Medical & Dental	Nursing & Midwifery	Health & Social Care Professionals	Management & Administrative	General Support	Patient & Client Care
National Ambulance Service	7.60%	1.14%	1.14%	0.00%	0.00%	0.00%	0.88%	0.00%	1.19%
Ambulance Services	7.60%	1.14%	8.74%	0.00%	0.00%	0.00%	0.88%	0.00%	1.19%

Total COVID Absence Rate



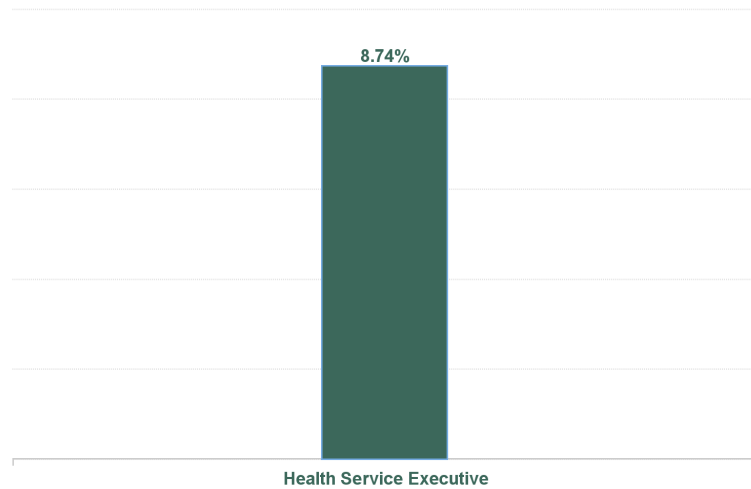
% of Absence Non Covid-19 / Covid-19



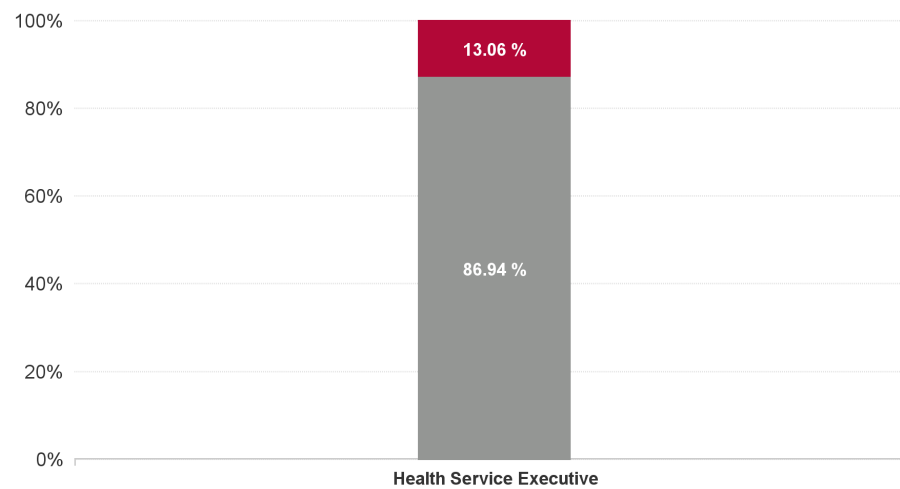
July 2024

Health Service Absence Rate - by Admin : Jul 2024	Certified absence	Self-certified absence	Non Covid-19 absence	Covid-19 absence	Total absence rate	Medical & Dental	Nursing & Midwifery	Health & Social Care Professionals	Management & Administrative	General Support	Patient & Client Care
National Ambulance Service	6.75%	0.85%	7.60%	1.14%	8.74%	0.00%	17.05%	1.03%	3.25%	0.00%	9.34%
Ambulance Services	6.75%	0.85%	7.60%	1.14%	8.74%	0.00%	17.05%	1.03%	3.25%	0.00%	9.34%
Health Service Executive	6.75%	0.85%	7.60%	1.14%	8.74%	0.00%	17.05%	1.03%	3.25%	0.00%	9.34%

Total Absence Rate



Non Covid-19 & Covid-19 Absence



Health Service Absence Rate - by Staff Category: Jul 2024	Certified absence	Self-certified absence	Non Covid-19 absence	Covid-19 absence	Total absence rate	% Non Covid-19 absence	% Covid-19 absence
Ambulance Services	6.75%	0.85%	7.60%	1.14%	8.74%	86.94%	13.06%
Medical & Dental	0.00%	0.00%	0.00%	0.00%	0.00%		
Nursing & Midwifery	17.05%	0.00%	17.05%	0.00%	17.05%	100.00%	
Health & Social Care Professionals	1.03%	0.00%	1.03%	0.00%	1.03%	100.00%	
Management & Administrative	2.19%	0.18%	2.37%	0.88%	3.25%	73.00%	27.00%
General Support	0.00%	0.00%	0.00%	0.00%	0.00%		
Patient & Client Care	7.22%	0.93%	8.15%	1.19%	9.34%	87.22%	12.78%

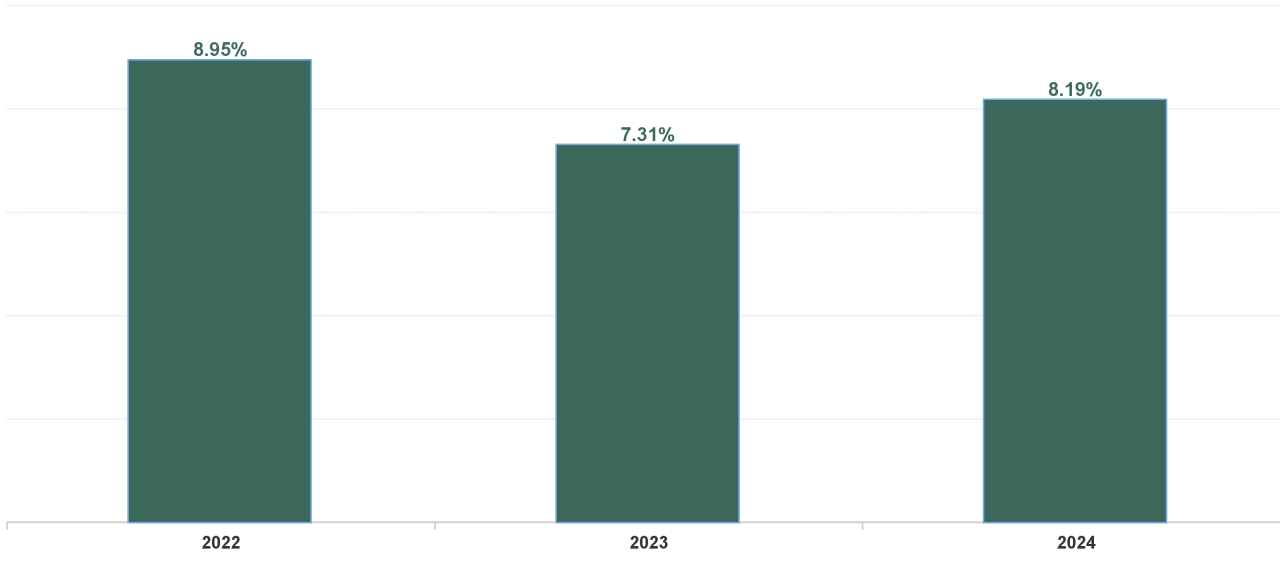
Year / Month	Certified absence	Self-certified absence	Non Covid-19 absence	Covid-19 absence	Total absence rate	Medical & Dental	Nursing & Midwifery	Health & Social Care Professionals	Management & Administrative	General Support	Patient & Client Care
Jul 2024	6.75%	0.85%	7.60%	1.14%	8.74%	0.00%	17.05%	1.03%	3.25%	0.00%	9.34%
Jun 2024	7.72%	0.82%	8.55%	0.59%	9.13%	0.00%	15.85%	2.39%	3.07%	27.76%	9.62%
May 2024	7.27%	0.82%	8.09%	0.33%	8.42%	0.00%	15.25%	4.00%	2.50%	31.68%	8.89%
Apr 2024	6.58%	0.83%	7.42%	0.30%	7.71%	0.00%	14.00%	1.84%	3.84%	30.41%	8.01%
Mar 2024	6.77%	0.80%	7.57%	0.35%	7.92%	0.00%	16.78%	4.87%	3.10%	37.21%	8.22%
Feb 2024	6.35%	0.72%	7.07%	0.40%	7.47%	0.00%	24.84%	2.38%	2.43%	28.08%	7.83%
Jan 2024	6.71%	0.66%	7.37%	0.60%	7.97%	0.00%	6.22%	2.75%	2.87%	41.89%	8.36%
2024	6.87%	0.79%	7.66%	0.53%	8.19%	0.00%	15.79%	2.57%	3.00%	29.38%	8.60%
Dec 2023	7.70%	1.02%	8.72%	0.68%	9.40%	0.00%	7.29%	8.75%	5.53%	32.58%	9.64%
Nov 2023	6.31%	0.66%	6.97%	0.34%	7.31%	0.00%	0.00%	1.68%	4.14%	20.60%	7.59%
Oct 2023	6.14%	0.79%	6.92%	0.59%	7.52%	0.00%	3.58%	0.00%	5.36%	7.78%	7.70%
Sep 2023	6.00%	0.65%	6.65%	0.70%	7.35%	0.00%	0.00%	#DIV/0	4.64%	0.00%	7.57%
Aug 2023	6.06%	0.85%	6.92%	1.01%	7.93%	0.00%	0.00%	#DIV/0	3.94%	0.00%	8.24%
Jul 2023	5.89%	0.78%	6.66%	0.48%	7.14%	0.00%	5.45%	#DIV/0	3.12%	0.00%	7.43%
Jun 2023	5.01%	0.72%	5.73%	0.35%	6.08%	0.00%	0.00%	#DIV/0	1.18%	0.00%	6.44%
May 2023	5.26%	0.68%	5.94%	0.43%	6.38%	0.00%	0.00%	#DIV/0	3.16%	0.00%	6.63%
Apr 2023	5.69%	0.78%	6.47%	0.48%	6.95%	0.00%	0.00%	#DIV/0	3.24%	0.00%	7.19%
Mar 2023	5.66%	0.66%	6.31%	0.58%	6.89%	0.00%	0.00%	#DIV/0	3.09%	6.62%	7.15%
Feb 2023	6.14%	0.68%	6.82%	0.42%	7.24%	0.00%	0.00%	#DIV/0	2.58%	0.00%	7.53%
Jan 2023	6.08%	0.65%	6.73%	0.69%	7.42%	0.00%	0.00%	#DIV/0	1.84%	0.00%	7.78%
2023	6.00%	0.74%	6.74%	0.56%	7.31%	0.00%	1.25%	4.12%	3.58%	6.71%	7.58%
Dec 2022	7.48%	0.92%	8.40%	1.21%	9.61%	0.00%	9.69%	#DIV/0	2.61%	0.00%	9.99%
Nov 2022	6.47%	0.82%	7.29%	0.78%	8.07%	0.00%	0.00%	#DIV/0	5.57%	31.82%	8.20%
Oct 2022	5.93%	0.74%	6.68%	0.96%	7.63%	0.00%	0.00%	#DIV/0	4.09%	3.16%	7.88%
Sep 2022	5.92%	0.77%	6.69%	0.84%	7.53%	0.00%	0.00%	#DIV/0	4.08%	0.00%	7.77%
Aug 2022	6.49%	0.67%	7.16%	0.76%	7.92%	0.00%	0.00%	#DIV/0	3.93%	5.92%	8.13%
Jul 2022	7.08%	0.87%	7.94%	2.28%	10.23%	0.00%	16.47%	#DIV/0	4.08%	0.53%	10.60%
Jun 2022	6.58%	0.76%	7.34%	1.71%	9.05%	0.00%	0.00%	#DIV/0	4.41%	0.75%	9.37%
May 2022	6.81%	0.62%	7.43%	1.01%	8.43%	0.00%	0.00%	#DIV/0	3.35%	2.83%	8.74%
Apr 2022	6.76%	0.81%	7.57%	2.41%	9.98%	0.00%	0.00%	#DIV/0	3.32%	3.71%	10.34%
Mar 2022	4.84%	0.49%	5.33%	3.94%	9.27%	0.00%	0.00%	#DIV/0	3.10%	0.22%	12.98%
Feb 2022	5.81%	0.59%	6.40%	2.43%	8.82%	0.00%	0.00%	#DIV/0	3.18%	7.26%	9.11%
Jan 2022	5.48%	0.38%	5.86%	4.73%	10.59%	0.00%	0.00%	#DIV/0	2.93%	6.72%	11.04%
2022	6.23%	0.69%	6.91%	2.03%	8.95%	0.00%	1.87%	#DIV/0	3.71%	0.85%	9.54%
Dec 2021	6.82%	0.66%	7.48%	2.53%	10.01%	0.00%	44.03%	#DIV/0	3.08%	7.69%	10.33%
Nov 2021	6.90%	0.84%	7.74%	2.36%	10.09%	0.00%	24.45%	#DIV/0	6.08%	8.08%	10.30%
Oct 2021	6.47%	0.75%	7.22%	1.64%	8.86%	0.00%	0.00%	#DIV/0	5.19%	11.21%	9.00%
Sep 2021	6.23%	0.62%	6.86%	1.35%	8.20%	0.00%	0.00%	#DIV/0	3.11%	3.22%	8.49%
Aug 2021	6.35%	0.74%	7.08%	0.89%	7.97%	0.00%	0.00%	#DIV/0	2.20%	0.00%	8.29%
Jul 2021	5.94%	0.77%	6.72%	0.70%	7.42%	0.00%	0.00%	#DIV/0	3.08%	0.37%	7.67%
Jun 2021	4.89%	0.55%	5.44%	0.62%	6.06%	0.00%	0.00%	#DIV/0	2.59%	10.85%	6.23%
May 2021	4.09%	0.48%	4.57%	0.65%	5.23%	0.00%	0.00%	#DIV/0	3.55%	2.84%	5.32%
Apr 2021	3.63%	0.49%	4.12%	0.74%	4.86%	0.00%	12.87%	1.13%	1.65%	4.93%	6.12%
Mar 2021	3.51%	0.53%	4.04%	1.08%	5.12%	#DIV/0	#DIV/0	#DIV/0	2.43%	2.92%	5.50%
Feb 2021	3.99%	0.89%	4.89%	1.66%	6.55%	#DIV/0	#DIV/0	#DIV/0	1.46%	5.94%	6.91%
Jan 2021	4.24%	0.46%	4.70%	5.03%	9.74%	#DIV/0	#DIV/0	#DIV/0	2.99%	6.02%	10.56%
2021	5.36%	0.66%	6.02%	1.66%	7.68%	0.00%	14.18%	1.13%	2.97%	4.99%	8.07%

Year / Month	Certified absence	Self-certified absence	Non Covid-19 absence	Covid-19 absence	Total absence rate	Ambulance Aeromedical Service	Ambulance College - Admin Staff	Ambulance (Corporate)	Ambulance (East Coast)	Ambulance Headquarters	Ambulance HQ Eastern Region	Ambulance HQ Midland	Ambulance HQ Mid-West	Ambulance (Midland)	Ambulance (Mid-Western)	Ambulance (NASC)	Ambulance NASC Midland	Ambulance (NEOC)	Ambulance NEOC Eastern Region
Jul 2024	6.75%	0.85%	7.60%	1.14%	8.74%	0.00%	5.36%			2.09%	0.00%	8.83%	0.00%				1.52%		0.00%
Jun 2024	7.72%	0.82%	8.55%	0.59%	9.13%	13.46%	7.16%			2.79%	0.00%	3.83%	0.00%				1.43%		33.33%
May 2024	7.27%	0.82%	8.09%	0.33%	8.42%	0.00%	5.95%			1.47%		0.66%	0.00%				1.05%		0.00%
Apr 2024	6.58%	0.83%	7.42%	0.30%	7.71%	8.33%	2.99%			3.31%	0.00%	9.98%	0.00%				0.66%		0.00%
Mar 2024	6.77%	0.80%	7.57%	0.35%	7.92%				12.75%					6.91%	17.88%				
Feb 2024	6.35%	0.72%	7.07%	0.40%	7.47%				10.09%					6.61%	20.20%				
Jan 2024	6.71%	0.66%	7.37%	0.60%	7.97%				10.36%					7.29%	14.53%				
2024	6.87%	0.79%	7.66%	0.53%	8.19%	5.35%	5.27%		11.05%	2.39%	0.00%	5.90%	0.00%	6.95%	17.45%		1.16%		7.88%
Dec 2023	7.70%	1.02%	8.72%	0.68%	9.40%				11.78%					8.62%	17.50%				
Nov 2023	6.31%	0.66%	6.97%	0.34%	7.31%				11.40%					6.35%	13.70%				
Oct 2023	6.14%	0.79%	6.92%	0.59%	7.52%				9.70%					6.82%	16.97%				
Sep 2023	6.00%	0.65%	6.65%	0.70%	7.35%				13.15%					6.44%	16.57%				
Aug 2023	6.06%	0.85%	6.92%	1.01%	7.93%									7.27%	14.79%				
Jul 2023	5.89%	0.78%	6.66%	0.48%	7.14%				12.88%					6.39%	12.45%				
Jun 2023	5.01%	0.72%	5.73%	0.35%	6.08%				10.96%					5.29%	11.10%				
May 2023	5.26%	0.68%	5.94%	0.43%	6.38%				11.53%					5.23%	17.20%				
Apr 2023	5.69%	0.78%	6.47%	0.48%	6.95%				8.15%					6.31%	14.39%				
Mar 2023	5.66%	0.66%	6.31%	0.58%	6.89%				8.58%					6.48%	10.04%				
Feb 2023	6.14%	0.68%	6.82%	0.42%	7.24%			4.75%	12.78%					7.95%	9.99%	1.58%		6.91%	
Jan 2023	6.08%	0.65%	6.73%	0.69%	7.42%			3.07%	8.47%					8.10%	7.97%	1.42%		7.86%	
2023	6.00%	0.74%	6.74%	0.56%	7.31%			3.83%	10.78%					6.72%	13.56%	1.50%		7.42%	
Dec 2022	7.48%	0.92%	8.40%	1.21%	9.61%			4.00%	10.61%					10.65%	11.67%	1.43%		6.25%	
Nov 2022	6.47%	0.82%	7.29%	0.78%	8.07%			2.82%	10.66%					8.78%	15.45%	1.21%		5.68%	
Oct 2022	5.93%	0.74%	6.68%	0.96%	7.63%			2.89%	13.81%					8.15%	10.49%	4.36%		5.13%	
Sep 2022	5.92%	0.77%	6.69%	0.84%	7.53%			4.32%	12.88%					7.87%	10.25%	0.50%		3.96%	
Aug 2022	6.49%	0.67%	7.16%	0.76%	7.92%			4.36%	13.12%					8.39%	14.18%	0.91%		1.93%	
Jul 2022	7.08%	0.87%	7.94%	2.28%	10.23%			6.25%	12.79%					10.61%	14.18%	1.92%		8.06%	
Jun 2022	6.58%	0.76%	7.34%	1.71%	9.05%			3.27%	13.23%					9.09%	13.63%	3.24%		7.73%	
May 2022	6.81%	0.62%	7.43%	1.01%	8.43%			3.71%	15.50%					8.41%	13.38%	1.53%		7.89%	
Apr 2022	6.76%	0.81%	7.57%	2.41%	9.98%			1.66%	12.82%					10.05%	17.42%	2.53%		8.52%	
Mar 2022	4.84%	0.49%	5.33%	3.94%	9.27%			4.15%	16.82%					12.65%	12.72%	4.91%		9.50%	
Feb 2022	5.81%	0.59%	6.40%	2.43%	8.82%			3.10%	10.86%					8.50%	12.99%	2.72%		6.81%	
Jan 2022	5.48%	0.38%	5.86%	4.73%	10.59%			6.39%	14.62%					10.32%	16.80%	6.16%		6.99%	
2022	6.23%	0.69%	6.91%	2.03%	8.95%			3.84%	13.30%					9.45%	13.71%	3.18%		6.53%	
Dec 2021	6.82%	0.66%	7.48%	2.53%	10.01%			4.84%	13.87%					10.39%	8.58%	2.10%		7.33%	
Nov 2021	6.90%	0.84%	7.74%	2.36%	10.09%			6.35%	14.47%					9.81%	16.45%	0.87%		13.33%	
Oct 2021	6.47%	0.75%	7.22%	1.64%	8.86%			1.84%	10.29%					8.32%	13.86%	1.31%		7.73%	
Sep 2021	6.23%	0.62%	6.86%	1.35%	8.20%			0.00%	7.67%					8.10%	10.38%	0.58%		8.28%	
Aug 2021	6.35%	0.74%	7.08%	0.89%	7.97%			0.00%	7.62%					7.87%	10.60%	0.89%		7.05%	
Jul 2021	5.94%	0.77%	6.72%	0.70%	7.42%			0.00%	8.38%					7.69%	11.77%	0.61%		6.72%	
Jun 2021	4.89%	0.55%	5.44%	0.62%	6.06%			3.04%	5.12%					5.85%	11.01%	0.42%		5.48%	
May 2021	4.09%	0.48%	4.57%	0.65%	5.23%			0.00%	3.34%					5.06%	6.81%	0.61%		5.65%	
Apr 2021	3.63%	0.49%	4.12%	0.74%	4.86%				4.31%					8.35%	7.81%	1.09%		3.97%	
Mar 2021	3.51%	0.53%	4.04%	1.08%	5.12%			0.27%	4.26%					7.60%	6.24%	0.86%		5.56%	
Feb 2021	3.99%	0.89%	4.89%	1.66%	6.55%			0.63%	5.41%					8.30%	5.53%	0.81%		9.69%	
Jan 2021	4.24%	0.46%	4.70%	5.03%	9.74%			0.57%	7.32%					9.10%	9.06%	1.06%		12.12%	
2021	5.36%	0.66%	6.02%	1.66%	7.68%			2.24%	6.53%					7.93%	8.80%	0.91%		7.82%	

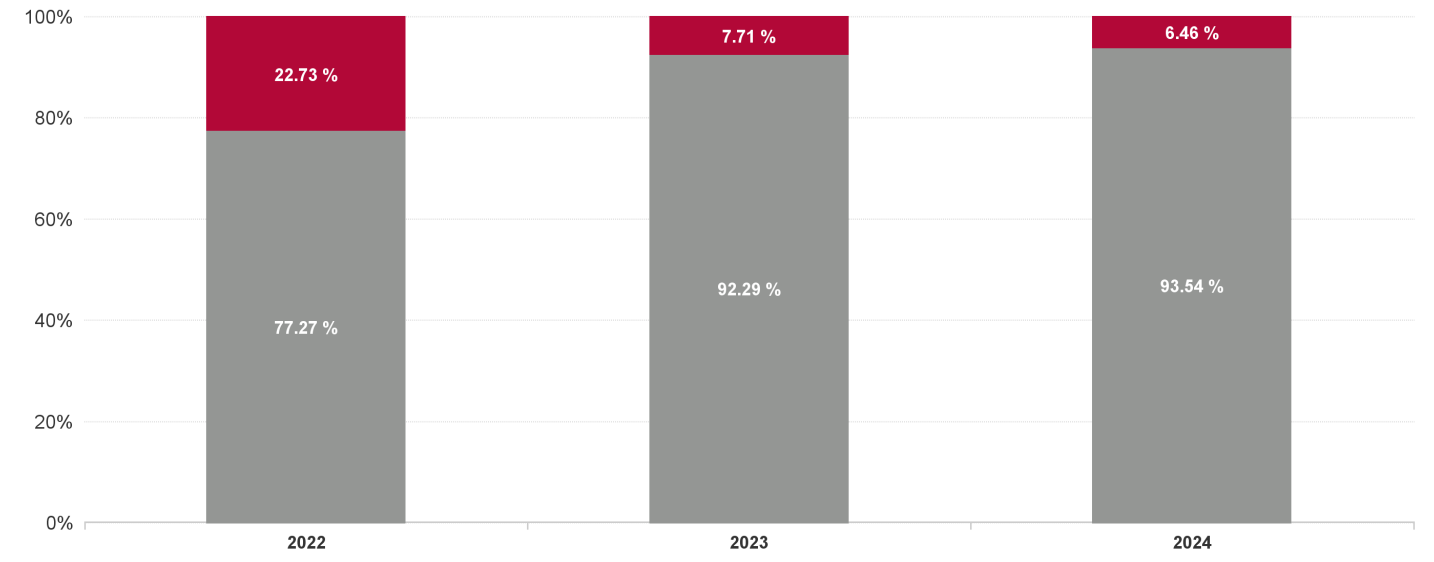
Ambulance (North-Eastern)	Ambulance (North-Western)	Ambulance Service - East Coast	Ambulance Service Eastern Region	Ambulance Service Midlands	Ambulance Service - Midwest	Ambulance Service Mid-West Region	Ambulance Service - Northeast	Ambulance Service North East Region	Ambulance Service - Northwest	Ambulance Service - South	Ambulance Service - South East	Ambulance Service South East Region	Ambulance Service Southern Region	Ambulance Service - West	Ambulance Service Western Region	Ambulance (South-Eastern)	Ambulance (Southern)	Ambulance Training College National	Ambulance (Western)	NAS Control & Command Centre Tallaght
		5.60%	17.74%	10.73%	8.11%	19.86%	11.57%	9.78%	8.10%	7.98%	8.36%	7.76%	22.44%	9.72%	20.94%			0.00%		10.57%
		7.31%	17.49%	13.94%	6.74%	16.59%	9.91%	13.34%	8.87%	8.83%	8.93%	7.53%	23.76%	8.75%	18.29%			0.00%		9.94%
		5.03%	12.29%	11.91%	9.37%	18.41%	7.68%	15.03%	9.09%	9.60%	6.87%	6.92%	23.49%	10.28%	12.03%			0.00%		6.59%
		4.91%	11.45%	15.05%	8.11%	11.72%	6.28%	11.97%	8.52%	6.74%	4.65%	11.68%	21.71%	9.03%	9.35%			0.00%		6.77%
14.71%																10.40%	17.37%		8.60%	
13.17%																8.91%	15.55%		8.54%	
10.31%																12.41%	15.24%		8.48%	
12.65%		5.69%	14.74%	12.91%	8.11%	16.63%	8.80%	12.49%	8.65%	8.28%	7.19%	8.53%	22.84%	9.46%	15.19%	10.65%	16.07%	0.00%	8.53%	8.48%
10.38%																13.60%	19.22%		9.10%	
11.12%																12.94%	17.82%		8.08%	
12.88%																11.10%	12.07%		6.73%	
15.09%																11.96%	12.57%		4.80%	
12.24%																19.42%	11.34%		4.59%	
8.87%																16.18%	11.08%		4.75%	
5.02%																7.32%	17.89%		7.75%	
5.40%																5.18%	20.88%		6.16%	
7.24%	0.00%															10.19%	13.14%		7.12%	
6.67%	0.00%															13.43%	9.76%		4.40%	
6.81%	0.00%															12.96%			5.94%	
11.06%	12.26%															15.12%			7.19%	
9.42%	5.11%															12.51%	14.46%		6.32%	
21.77%	0.00%															10.68%			7.74%	
15.39%	0.00%																		7.97%	
13.41%	10.18%															8.56%	6.50%		8.16%	
11.78%	14.00%															8.71%	6.95%		5.44%	
10.26%	10.29%															7.87%	6.63%		11.16%	
17.90%	12.61%															10.24%	8.51%		15.72%	
10.84%	17.59%															8.48%	8.21%		12.65%	
6.98%	11.72%															8.12%	7.74%		14.27%	
14.13%	12.64%															8.55%	10.28%		18.48%	
16.60%	14.27%															13.19%	3.57%		17.89%	
9.91%	15.39%															9.68%	9.75%		11.69%	
19.33%	14.04%															9.00%	12.64%		17.63%	
13.91%	13.38%															9.28%	7.08%		12.53%	
14.39%	15.59%															8.80%	9.50%		15.51%	
13.00%	17.21%															9.39%	10.72%		13.88%	
10.51%	12.87%															11.31%	9.61%		17.35%	
9.60%	13.21%															8.03%	10.42%		13.94%	
10.35%	11.22%															6.98%	7.89%		17.75%	
6.89%	9.38%															6.44%	7.29%		14.43%	
7.80%	7.98%															8.32%			11.48%	
10.84%	9.08%															7.22%			7.74%	
4.41%	7.20%															7.41%			9.67%	
5.46%	4.31%															3.27%	4.15%		10.69%	
8.86%	7.56%															6.16%	4.76%		10.69%	
12.13%	6.95%															18.03%	11.28%		10.55%	
8.87%	9.12%															8.38%	8.32%		12.27%	

NAS Control & Command Ctr Ballyshannon	National Ambulance Service
5.53%	8.74%
4.99%	9.13%
15.36%	8.42%
17.05%	7.71%
	7.92%
	7.47%
	7.97%
10.64%	8.19%
	9.40%
	7.31%
	7.52%
	7.35%
	7.93%
	7.14%
	6.08%
	6.38%
	6.95%
	6.89%
	7.24%
	7.42%
	7.31%
	9.61%
	8.07%
	7.63%
	7.53%
	7.92%
	10.23%
	9.05%
	8.43%
	9.98%
	9.27%
	8.82%
	10.59%
	8.95%
	10.01%
	10.09%
	8.86%
	8.20%
	7.97%
	7.42%
	6.06%
	5.23%
	4.86%
	5.12%
	6.55%
	9.74%
	7.68%

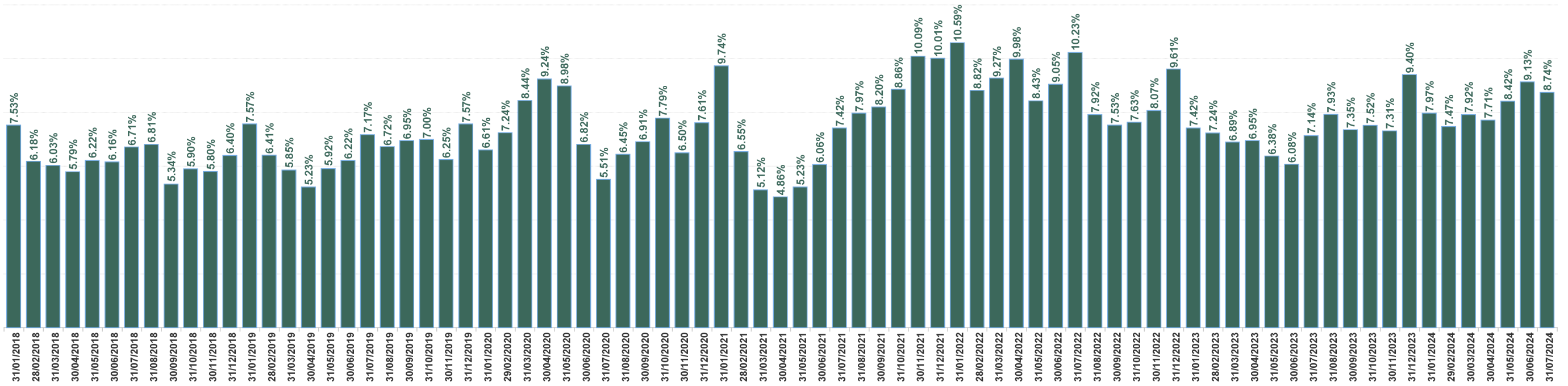
Total Absence Rate



% of Absence Non Covid-19 / Covid-19



Total Absence Rate



Year / Month	Certified absence	Self-certified absence	Non Covid-19 absence	Covid-19 absence	Total absence rate	Health Service Executive	National Ambulance Service
Jul 2024	6.75%	0.85%	7.60%	1.14%	8.74%	8.74%	8.74%
Jun 2024	7.72%	0.82%	8.55%	0.59%	9.13%	9.13%	9.13%
May 2024	7.27%	0.82%	8.09%	0.33%	8.42%	8.42%	8.42%
Apr 2024	6.58%	0.83%	7.42%	0.30%	7.71%	7.71%	7.71%
Mar 2024	6.77%	0.80%	7.57%	0.35%	7.92%	7.92%	7.92%
Feb 2024	6.35%	0.72%	7.07%	0.40%	7.47%	7.47%	7.47%
Jan 2024	6.71%	0.66%	7.37%	0.60%	7.97%	7.97%	7.97%
2024	6.87%	0.79%	7.66%	0.53%	8.19%	8.19%	8.19%
Dec 2023	7.70%	1.02%	8.72%	0.68%	9.40%	9.40%	9.40%
Nov 2023	6.31%	0.66%	6.97%	0.34%	7.31%	7.31%	7.31%
Oct 2023	6.14%	0.79%	6.92%	0.59%	7.52%	7.52%	7.52%
Sep 2023	6.00%	0.65%	6.65%	0.70%	7.35%	7.35%	7.35%
Aug 2023	6.06%	0.85%	6.92%	1.01%	7.93%	7.93%	7.93%
Jul 2023	5.89%	0.78%	6.66%	0.48%	7.14%	7.14%	7.14%
Jun 2023	5.01%	0.72%	5.73%	0.35%	6.08%	6.08%	6.08%
May 2023	5.26%	0.68%	5.94%	0.43%	6.38%	6.38%	6.38%
Apr 2023	5.69%	0.78%	6.47%	0.48%	6.95%	6.95%	6.95%
Mar 2023	5.66%	0.66%	6.31%	0.58%	6.89%	6.89%	6.89%
Feb 2023	6.14%	0.68%	6.82%	0.42%	7.24%	7.24%	7.24%
Jan 2023	6.08%	0.65%	6.73%	0.69%	7.42%	7.42%	7.42%
2023	6.00%	0.74%	6.74%	0.56%	7.31%	7.31%	7.31%
Dec 2022	7.48%	0.92%	8.40%	1.21%	9.61%	9.61%	9.61%
Nov 2022	6.47%	0.82%	7.29%	0.78%	8.07%	8.07%	8.07%
Oct 2022	5.93%	0.74%	6.68%	0.96%	7.63%	7.63%	7.63%
Sep 2022	5.92%	0.77%	6.69%	0.84%	7.53%	7.53%	7.53%
Aug 2022	6.49%	0.67%	7.16%	0.76%	7.92%	7.92%	7.92%
Jul 2022	7.08%	0.87%	7.94%	2.28%	10.23%	10.23%	10.23%
Jun 2022	6.58%	0.76%	7.34%	1.71%	9.05%	9.05%	9.05%
May 2022	6.81%	0.62%	7.43%	1.01%	8.43%	8.43%	8.43%
Apr 2022	6.76%	0.81%	7.57%	2.41%	9.98%	9.98%	9.98%

Mar 2022	4.84%	0.49%	5.33%	3.94%	9.27%	9.27%	9.27%
Feb 2022	5.81%	0.59%	6.40%	2.43%	8.82%	8.82%	8.82%
Jan 2022	5.48%	0.38%	5.86%	4.73%	10.59%	10.59%	10.59%
2022	6.23%	0.69%	6.91%	2.03%	8.95%	8.95%	8.95%
Dec 2021	6.82%	0.66%	7.48%	2.53%	10.01%	10.01%	10.01%
Nov 2021	6.90%	0.84%	7.74%	2.36%	10.09%	10.09%	10.09%
Oct 2021	6.47%	0.75%	7.22%	1.64%	8.86%	8.86%	8.86%
Sep 2021	6.23%	0.62%	6.86%	1.35%	8.20%	8.20%	8.20%
Aug 2021	6.35%	0.74%	7.08%	0.89%	7.97%	7.97%	7.97%
Jul 2021	5.94%	0.77%	6.72%	0.70%	7.42%	7.42%	7.42%
Jun 2021	4.89%	0.55%	5.44%	0.62%	6.06%	6.06%	6.06%
May 2021	4.09%	0.48%	4.57%	0.65%	5.23%	5.23%	5.23%
Apr 2021	3.63%	0.49%	4.12%	0.74%	4.86%	4.86%	4.86%
Mar 2021	3.51%	0.53%	4.04%	1.08%	5.12%	5.12%	5.12%
Feb 2021	3.99%	0.89%	4.89%	1.66%	6.55%	6.55%	6.55%
Jan 2021	4.24%	0.46%	4.70%	5.03%	9.74%	9.74%	9.74%
2021	5.36%	0.66%	6.02%	1.66%	7.68%	7.68%	7.68%

Total Absence Rate

