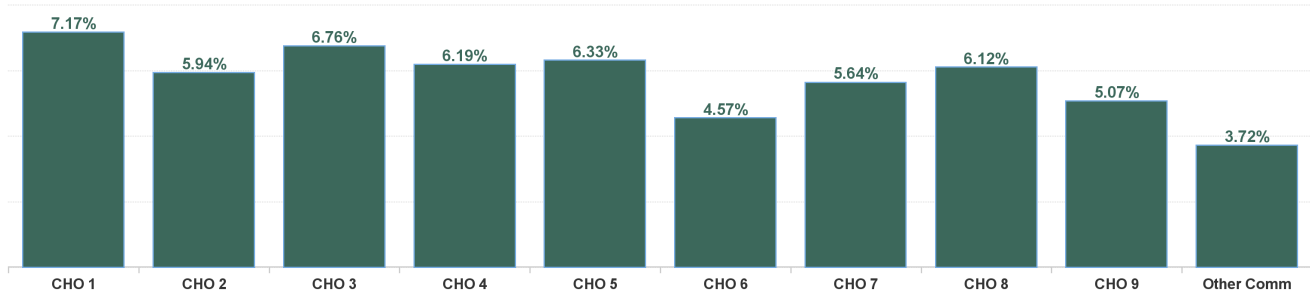


## April 2024

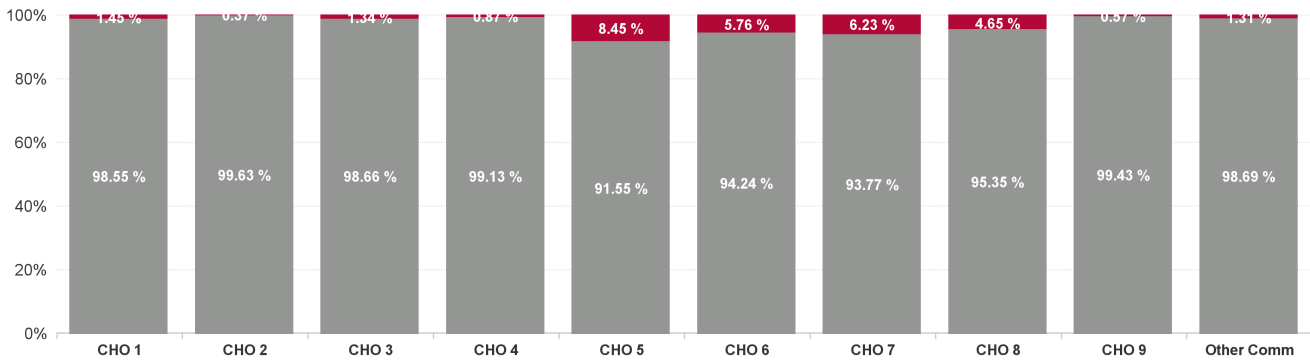
Health Service Absence Rate - by Staff Category: Apr 2024	Certified absence	Self-certified absence	Non Covid-19 absence	Covid-19 Absence	Total absence rate	% Non Covid-19 absence	% Covid-19 absence
<b>Mental Health</b>	<b>5.16%</b>	<b>0.56%</b>	<b>5.71%</b>	<b>0.18%</b>	<b>5.89%</b>	<b>97.02%</b>	<b>2.98%</b>
Medical & Dental	1.89%	0.22%	2.12%	0.03%	2.15%	98.39%	1.61%
Nursing & Midwifery	5.28%	0.70%	5.98%	0.26%	6.24%	95.87%	4.13%
Health & Social Care Professionals	4.30%	0.33%	4.62%	0.04%	4.66%	99.20%	0.80%
Management & Administrative	5.02%	0.42%	5.44%	0.05%	5.50%	99.04%	0.96%
General Support	7.32%	0.48%	7.80%	0.20%	8.00%	97.51%	2.49%
Patient & Client Care	7.15%	0.66%	7.81%	0.21%	8.02%	97.34%	2.66%

Health Service Absence Rate - by Hospital Group: Apr 2024	Certified absence	Self-certified absence	Non Covid-19 absence	Covid-19 Absence	Total absence rate	% Non Covid-19 absence	% Covid-19 absence
<b>Mental Health</b>	<b>5.16%</b>	<b>0.56%</b>	<b>5.71%</b>	<b>0.18%</b>	<b>5.89%</b>	<b>97.02%</b>	<b>2.98%</b>
CHO 1	6.55%	0.52%	7.07%	0.10%	7.17%	98.55%	1.45%
CHO 2	5.58%	0.34%	5.92%	0.02%	5.94%	99.63%	0.37%
CHO 3	6.04%	0.63%	6.67%	0.09%	6.76%	98.66%	1.34%
CHO 4	5.67%	0.47%	6.14%	0.05%	6.19%	99.13%	0.87%
CHO 5	5.25%	0.54%	5.80%	0.53%	6.33%	91.55%	8.45%
CHO 6	3.83%	0.47%	4.30%	0.26%	4.57%	94.24%	5.76%
CHO 7	4.57%	0.72%	5.29%	0.35%	5.64%	93.77%	6.23%
CHO 8	5.21%	0.62%	5.83%	0.28%	6.12%	95.35%	4.65%
CHO 9	4.46%	0.59%	5.04%	0.03%	5.07%	99.43%	0.57%
Other Community Services	2.75%	0.93%	3.68%	0.05%	3.72%	98.69%	1.31%

Total Absence Rate



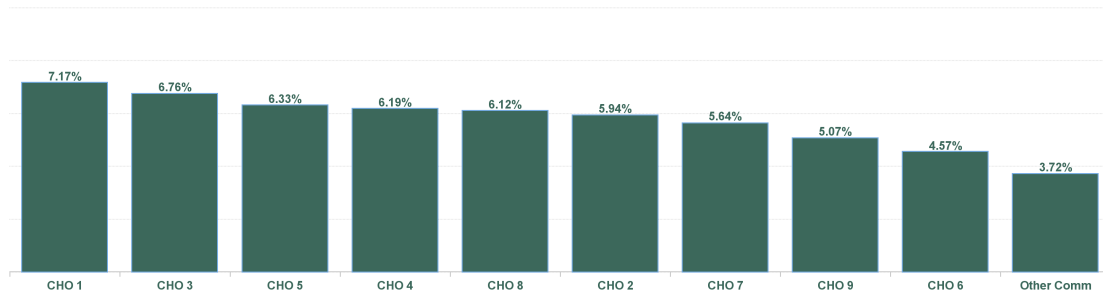
% of Absence Non Covid-19 / Covid-19



April 2024

Health Service Absence Rate - by HG, CHO/Care Group & Staff Category : Apr 2024	Certified absence	Self-certified absence	Non Covid-19 absence	Covid-19 Absence	Total absence rate	Medical & Dental	Nursing & Midwifery	Health & Social Care Professionals	Management & Administrative	General Support	Patient & Client Care
<b>Mental Health</b>	<b>5.16%</b>	<b>0.56%</b>	<b>5.71%</b>	<b>0.18%</b>	<b>5.89%</b>	<b>2.15%</b>	<b>6.24%</b>	<b>4.66%</b>	<b>5.50%</b>	<b>8.00%</b>	<b>8.02%</b>
CHO 1	6.55%	0.52%	7.07%	0.10%	7.17%	1.44%	7.73%	8.48%	6.54%	9.56%	6.95%
CHO 2	5.58%	0.34%	5.92%	0.02%	5.94%	2.47%	6.27%	6.25%	6.34%	7.17%	6.22%
CHO 3	6.04%	0.63%	6.67%	0.09%	6.76%	4.31%	7.49%	1.52%	7.17%	4.98%	13.40%
CHO 4	5.67%	0.47%	6.14%	0.05%	6.19%	2.74%	7.43%	4.74%	3.57%	3.45%	9.16%
CHO 5	5.25%	0.54%	5.80%	0.53%	6.33%	1.51%	5.66%	4.15%	7.14%	9.16%	9.80%
CHO 6	3.83%	0.47%	4.30%	0.26%	4.57%	1.22%	5.70%	3.10%	3.53%	10.68%	5.69%
CHO 7	4.57%	0.72%	5.29%	0.35%	5.64%	2.03%	5.22%	4.48%	8.29%	0.13%	10.88%
CHO 8	5.21%	0.62%	5.83%	0.28%	6.12%	0.61%	6.67%	5.37%	6.22%	9.51%	7.15%
CHO 9	4.46%	0.59%	5.04%	0.03%	5.07%	2.29%	4.58%	4.55%	5.09%	8.95%	7.92%
Other Community Services	2.75%	0.93%	3.68%	0.05%	3.72%	3.76%	4.41%	2.68%	1.90%	8.19%	3.41%

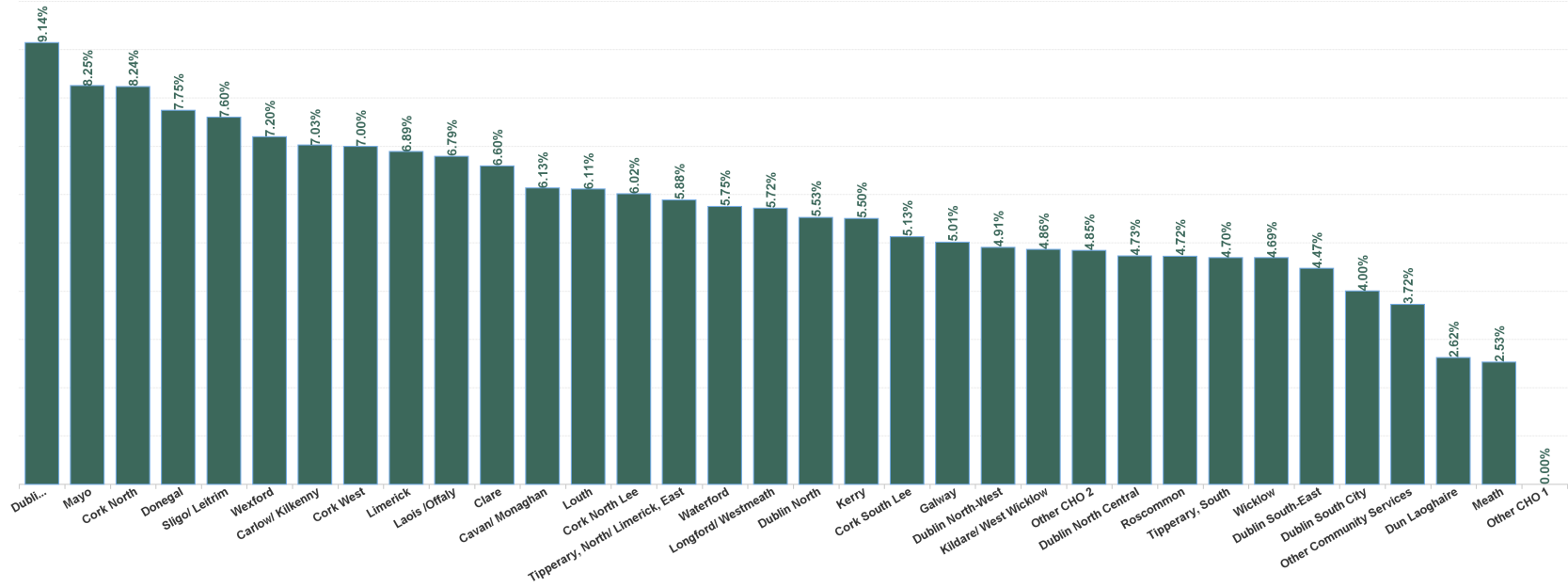
Total Absence Rate



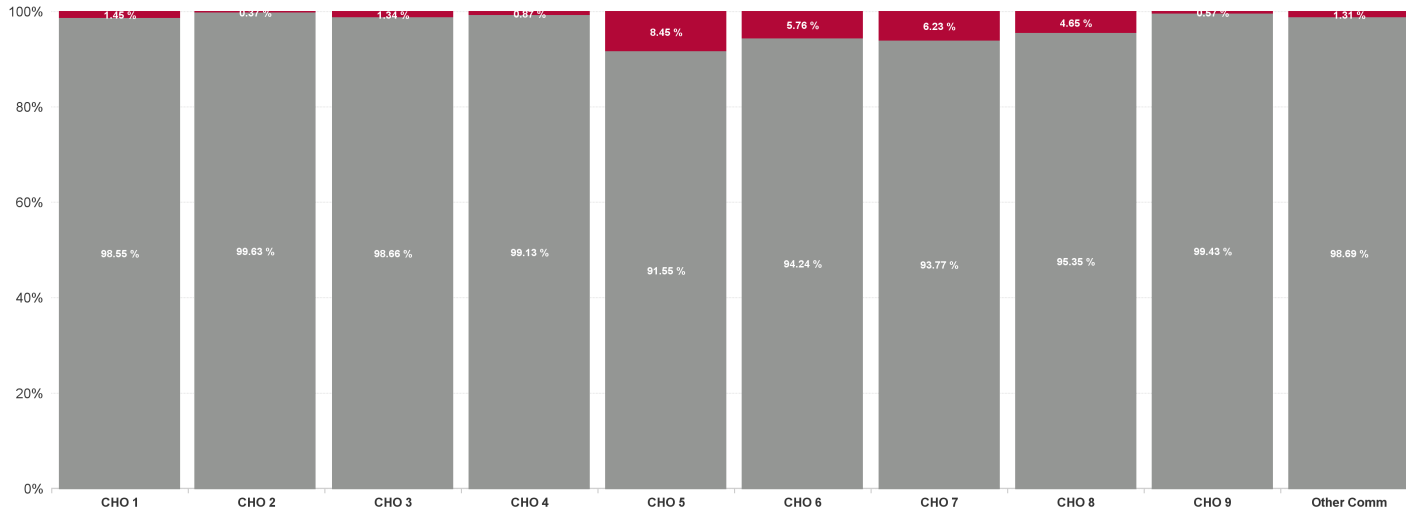
April 2024

Health Service Absence Rate - by HG, CHO/Care Group & Staff Category: Apr 2024	Certified absence	Self-certified absence	Non Covid-19 absence	Covid-19 Absence	Total absence rate	Medical & Dental	Nursing & Midwifery	Health & Social Care Professionals	Management & Administrative	General Support	Patient & Client Care
<b>Total</b>	5.16%	0.56%	5.71%	0.18%	5.89%	2.15%	6.24%	4.66%	5.50%	8.00%	8.02%
Cavan/ Monaghan	5.53%	0.51%	6.04%	0.09%	6.13%	0.28%	7.05%	9.91%	6.45%	5.40%	4.95%
Donegal	6.97%	0.67%	7.65%	0.10%	7.75%	1.65%	8.59%	7.08%	6.94%	11.31%	6.13%
Other CHO 1	0.00%	0.00%	0.00%	0.00%	0.00%				0.00%		
Sligo/ Leitrim	7.13%	0.36%	7.48%	0.12%	7.60%	2.73%	7.33%	8.99%	6.40%	9.42%	13.55%
<b>CHO 1</b>	<b>6.55%</b>	<b>0.52%</b>	<b>7.07%</b>	<b>0.10%</b>	<b>7.17%</b>	<b>1.44%</b>	<b>7.73%</b>	<b>8.48%</b>	<b>6.54%</b>	<b>9.56%</b>	<b>6.95%</b>
Galway	4.74%	0.27%	5.01%	0.00%	5.01%	1.51%	4.19%	6.26%	8.27%	7.36%	6.05%
Mayo	7.72%	0.46%	8.18%	0.07%	8.25%	6.11%	10.29%	5.24%	3.71%	0.00%	8.62%
Other CHO 2	4.85%	0.00%	4.85%	0.00%	4.85%			7.29%	0.00%		
Roscommon	4.31%	0.41%	4.72%	0.00%	4.72%	0.00%	4.06%	7.81%	7.32%	18.10%	2.42%
<b>CHO 2</b>	<b>5.58%</b>	<b>0.34%</b>	<b>5.92%</b>	<b>0.02%</b>	<b>5.94%</b>	<b>2.47%</b>	<b>6.27%</b>	<b>6.25%</b>	<b>6.34%</b>	<b>7.17%</b>	<b>6.22%</b>
Clare	5.84%	0.66%	6.50%	0.09%	6.60%	6.86%	7.47%	0.60%	2.12%	3.80%	8.01%
Limerick	6.19%	0.60%	6.79%	0.09%	6.89%	3.18%	7.58%	1.50%	9.46%	5.50%	19.05%
Tipperary, North/ Limerick, East	5.07%	0.81%	5.88%	0.00%	5.88%	9.00%	6.47%	5.02%	0.00%		
<b>CHO 3</b>	<b>6.04%</b>	<b>0.63%</b>	<b>6.67%</b>	<b>0.09%</b>	<b>6.76%</b>	<b>4.31%</b>	<b>7.49%</b>	<b>1.52%</b>	<b>7.17%</b>	<b>4.98%</b>	<b>13.40%</b>
Cork North	7.65%	0.59%	8.24%	0.00%	8.24%	6.20%	9.48%	14.69%	4.56%	1.34%	8.09%
Cork North Lee	5.58%	0.34%	5.92%	0.10%	6.02%	3.94%	9.01%	1.78%	3.98%	0.00%	7.64%
Cork South Lee	4.60%	0.45%	5.05%	0.08%	5.13%	0.44%	6.06%	6.02%	0.90%	0.00%	20.41%
Cork West	6.25%	0.74%	7.00%	0.00%	7.00%	0.90%	7.22%	1.44%	0.89%		13.42%
Kerry	5.00%	0.48%	5.48%	0.03%	5.50%	2.21%	5.49%	5.61%	5.20%	5.66%	8.05%
<b>CHO 4</b>	<b>5.67%</b>	<b>0.47%</b>	<b>6.14%</b>	<b>0.05%</b>	<b>6.19%</b>	<b>2.74%</b>	<b>7.43%</b>	<b>4.74%</b>	<b>3.57%</b>	<b>3.45%</b>	<b>9.16%</b>
Carlow/ Kilkenny	5.70%	0.39%	6.09%	0.94%	7.03%	1.10%	6.74%	4.55%	8.61%	10.62%	5.28%
Tipperary, South	4.05%	0.53%	4.58%	0.11%	4.70%	0.83%	5.06%	3.23%	7.50%	4.20%	6.01%
Waterford	4.91%	0.78%	5.69%	0.06%	5.75%	0.47%	3.65%	6.42%	3.82%	15.76%	16.37%
Wexford	5.91%	0.56%	6.47%	0.73%	7.20%	3.70%	6.72%	2.58%	7.49%	10.29%	12.85%
<b>CHO 5</b>	<b>5.25%</b>	<b>0.54%</b>	<b>5.80%</b>	<b>0.53%</b>	<b>6.33%</b>	<b>1.51%</b>	<b>5.66%</b>	<b>4.15%</b>	<b>7.14%</b>	<b>9.16%</b>	<b>9.80%</b>
Dublin South-East	3.99%	0.48%	4.47%	0.00%	4.47%	0.00%	3.63%	6.10%	1.33%	8.82%	7.54%
Dun Laoghaire	1.75%	0.87%	2.62%	0.00%	2.62%			2.89%	0.00%		
Wicklow	3.77%	0.46%	4.23%	0.46%	4.69%	1.57%	8.35%	2.09%	4.25%	11.45%	2.12%
<b>CHO 6</b>	<b>3.83%</b>	<b>0.47%</b>	<b>4.30%</b>	<b>0.26%</b>	<b>4.57%</b>	<b>1.22%</b>	<b>5.70%</b>	<b>3.10%</b>	<b>3.53%</b>	<b>10.68%</b>	<b>5.69%</b>
Dublin South City	3.29%	0.64%	3.93%	0.08%	4.00%	2.89%	4.42%	2.66%	8.53%	0.00%	4.03%
Dublin West	7.32%	0.88%	8.20%	0.94%	9.14%	1.09%	7.03%	9.42%	11.50%	0.00%	12.26%
Kildare/ West Wicklow	3.96%	0.69%	4.65%	0.21%	4.86%	0.92%	6.29%	0.20%	2.60%	5.26%	13.71%
<b>CHO 7</b>	<b>4.57%</b>	<b>0.72%</b>	<b>5.29%</b>	<b>0.35%</b>	<b>5.64%</b>	<b>2.03%</b>	<b>5.22%</b>	<b>4.48%</b>	<b>8.29%</b>	<b>0.13%</b>	<b>10.88%</b>
Laois /Offaly	5.70%	0.67%	6.37%	0.42%	6.79%	0.94%	6.66%	8.17%	5.72%	11.07%	7.74%
Longford/ Westmeath	5.04%	0.68%	5.72%	0.00%	5.72%	0.66%	6.14%	6.31%	5.52%	9.89%	4.79%
Louth	5.16%	0.57%	5.73%	0.38%	6.11%	0.52%	6.99%	3.96%	6.94%	8.07%	8.35%
Meath	2.28%	0.25%	2.53%	0.00%	2.53%	0.00%	7.36%	1.21%	4.65%		
<b>CHO 8</b>	<b>5.21%</b>	<b>0.62%</b>	<b>5.83%</b>	<b>0.28%</b>	<b>6.12%</b>	<b>0.61%</b>	<b>6.67%</b>	<b>5.37%</b>	<b>6.22%</b>	<b>9.51%</b>	<b>7.15%</b>
Dublin North	4.75%	0.73%	5.48%	0.05%	5.53%	5.36%	4.20%	6.45%	5.86%	10.79%	5.89%
Dublin North Central	4.34%	0.39%	4.73%	0.00%	4.73%	1.20%	5.17%	4.69%	6.71%	3.41%	14.13%
Dublin North-West	4.25%	0.62%	4.87%	0.03%	4.91%	1.27%	4.55%	2.90%	3.07%	13.14%	9.30%
<b>CHO 9</b>	<b>4.46%</b>	<b>0.59%</b>	<b>5.04%</b>	<b>0.03%</b>	<b>5.07%</b>	<b>2.29%</b>	<b>4.58%</b>	<b>4.55%</b>	<b>5.09%</b>	<b>8.95%</b>	<b>7.92%</b>
Other Community Services	2.75%	0.93%	3.68%	0.05%	3.72%	3.76%	4.41%	2.68%	1.90%	8.19%	3.41%
<b>Other Community Services</b>	<b>2.75%</b>	<b>0.93%</b>	<b>3.68%</b>	<b>0.05%</b>	<b>3.72%</b>	<b>3.76%</b>	<b>4.41%</b>	<b>2.68%</b>	<b>1.90%</b>	<b>8.19%</b>	<b>3.41%</b>
<b>Community Services</b>	<b>5.16%</b>	<b>0.56%</b>	<b>5.71%</b>	<b>0.18%</b>	<b>5.89%</b>	<b>2.15%</b>	<b>6.24%</b>	<b>4.66%</b>	<b>5.50%</b>	<b>8.00%</b>	<b>8.02%</b>

Total Absence Rate



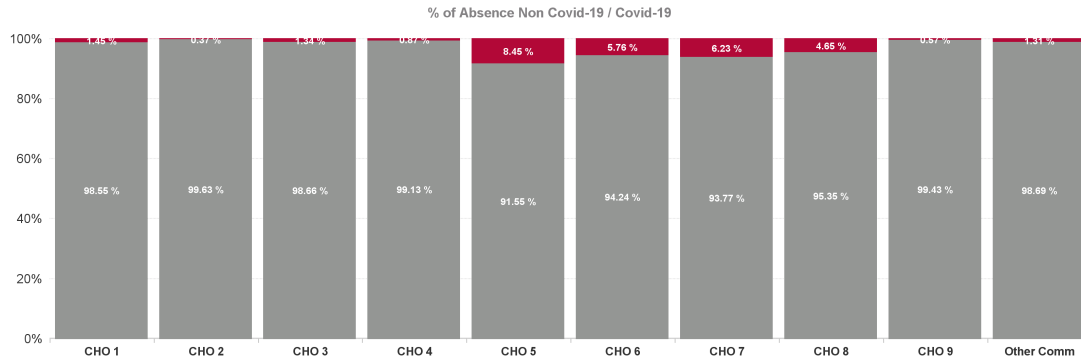
% of Absence Non Covid-19 / Covid-19





Dublin North-West	4.87%	0.03%	4.91%	0.00%	0.07%	0.00%	0.00%	0.00%	0.00%
<b>CHO 9</b>	<b>5.04%</b>	<b>0.03%</b>	<b>5.07%</b>	<b>0.00%</b>	<b>0.02%</b>	<b>0.00%</b>	<b>0.18%</b>	<b>0.00%</b>	<b>0.00%</b>
Other Community Services	3.68%	0.05%	3.72%	0.00%	0.11%	0.00%	0.00%	0.00%	0.00%
<b>Other Community Services</b>	<b>3.68%</b>	<b>0.05%</b>	<b>3.72%</b>	<b>0.00%</b>	<b>0.11%</b>	<b>0.00%</b>	<b>0.00%</b>	<b>0.00%</b>	<b>0.00%</b>
<b>Community Services</b>	<b>5.71%</b>	<b>0.18%</b>	<b>5.89%</b>	<b>0.03%</b>	<b>0.26%</b>	<b>0.04%</b>	<b>0.05%</b>	<b>0.20%</b>	<b>0.21%</b>

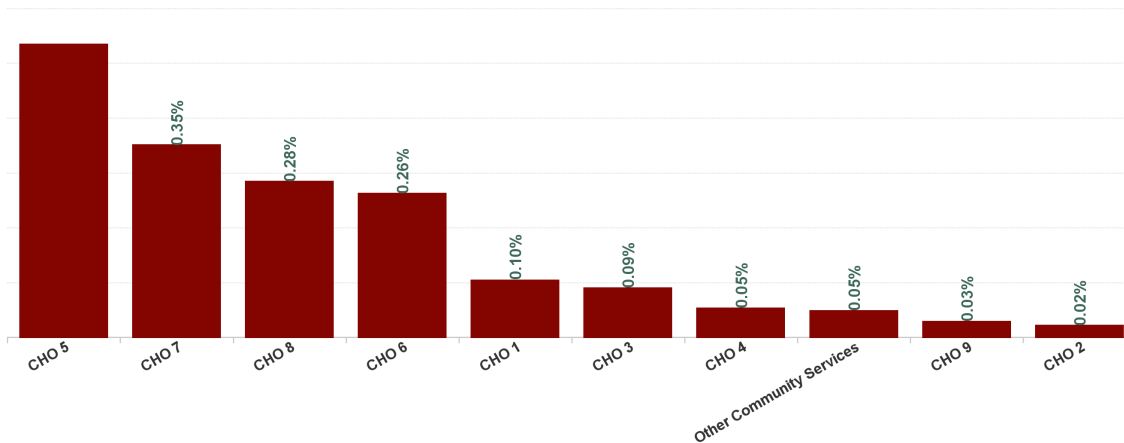
Health Service Absence Rate - by HG, CHO/Care Group & Staff Category: Apr 2024	Certified absence	Self-certified absence	Non Covid-19 absence	Covid-19 Absence	Total absence rate	Medical & Dental	Nursing & Midwifery	Health & Social Care Professionals	Management & Administrative	General Support	Patient & Client Care
<b>Total</b>	5.16%	0.56%	5.71%	0.18%	5.89%	2.15%	6.24%	4.66%	5.50%	8.00%	8.02%
Health Service Executive	6.55%	0.52%	7.07%	0.10%	7.17%	1.44%	7.73%	8.48%	6.54%	9.56%	6.95%
<b>CHO 1</b>	<b>6.55%</b>	<b>0.52%</b>	<b>7.07%</b>	<b>0.10%</b>	<b>7.17%</b>	<b>1.44%</b>	<b>7.73%</b>	<b>8.48%</b>	<b>6.54%</b>	<b>9.56%</b>	<b>6.95%</b>
Health Service Executive	5.58%	0.34%	5.92%	0.02%	5.94%	2.47%	6.27%	6.25%	6.34%	7.17%	6.22%
<b>CHO 2</b>	<b>5.58%</b>	<b>0.34%</b>	<b>5.92%</b>	<b>0.02%</b>	<b>5.94%</b>	<b>2.47%</b>	<b>6.27%</b>	<b>6.25%</b>	<b>6.34%</b>	<b>7.17%</b>	<b>6.22%</b>
Health Service Executive	6.04%	0.63%	6.67%	0.09%	6.76%	4.31%	7.49%	1.52%	7.17%	4.98%	13.40%
<b>CHO 3</b>	<b>6.04%</b>	<b>0.63%</b>	<b>6.67%</b>	<b>0.09%</b>	<b>6.76%</b>	<b>4.31%</b>	<b>7.49%</b>	<b>1.52%</b>	<b>7.17%</b>	<b>4.98%</b>	<b>13.40%</b>
Health Service Executive	5.67%	0.47%	6.14%	0.05%	6.19%	2.74%	7.43%	4.74%	3.57%	3.45%	9.16%
<b>CHO 4</b>	<b>5.67%</b>	<b>0.47%</b>	<b>6.14%</b>	<b>0.05%</b>	<b>6.19%</b>	<b>2.74%</b>	<b>7.43%</b>	<b>4.74%</b>	<b>3.57%</b>	<b>3.45%</b>	<b>9.16%</b>
Health Service Executive	5.25%	0.54%	5.80%	0.53%	6.33%	1.51%	5.66%	4.15%	7.14%	9.16%	9.80%
<b>CHO 5</b>	<b>5.25%</b>	<b>0.54%</b>	<b>5.80%</b>	<b>0.53%</b>	<b>6.33%</b>	<b>1.51%</b>	<b>5.66%</b>	<b>4.15%</b>	<b>7.14%</b>	<b>9.16%</b>	<b>9.80%</b>
Health Service Executive	3.84%	0.49%	4.33%	0.42%	4.75%	0.14%	4.57%	5.49%	1.89%	10.84%	6.04%
Section 38 Voluntary Agencies	3.81%	0.44%	4.25%	0.00%	4.25%	2.00%	9.62%	1.47%	4.78%	10.06%	2.04%
<b>CHO 6</b>	<b>3.83%</b>	<b>0.47%</b>	<b>4.30%</b>	<b>0.26%</b>	<b>4.57%</b>	<b>1.22%</b>	<b>5.70%</b>	<b>3.10%</b>	<b>3.53%</b>	<b>10.68%</b>	<b>5.69%</b>
Health Service Executive	4.57%	0.72%	5.29%	0.35%	5.64%	2.03%	5.22%	4.48%	8.29%	0.13%	10.88%
<b>CHO 7</b>	<b>4.57%</b>	<b>0.72%</b>	<b>5.29%</b>	<b>0.35%</b>	<b>5.64%</b>	<b>2.03%</b>	<b>5.22%</b>	<b>4.48%</b>	<b>8.29%</b>	<b>0.13%</b>	<b>10.88%</b>
Health Service Executive	5.21%	0.62%	5.83%	0.28%	6.12%	0.61%	6.67%	5.37%	6.22%	9.51%	7.15%
<b>CHO 8</b>	<b>5.21%</b>	<b>0.62%</b>	<b>5.83%</b>	<b>0.28%</b>	<b>6.12%</b>	<b>0.61%</b>	<b>6.67%</b>	<b>5.37%</b>	<b>6.22%</b>	<b>9.51%</b>	<b>7.15%</b>
Health Service Executive	4.71%	0.59%	5.30%	0.03%	5.34%	2.34%	4.92%	4.56%	5.37%	11.08%	8.06%
Section 38 Voluntary Agencies	2.47%	0.53%	3.00%	0.00%	3.00%	0.00%	2.39%	3.84%	3.82%	3.85%	4.58%
<b>CHO 9</b>	<b>4.46%</b>	<b>0.59%</b>	<b>5.04%</b>	<b>0.03%</b>	<b>5.07%</b>	<b>2.29%</b>	<b>4.58%</b>	<b>4.55%</b>	<b>5.09%</b>	<b>8.95%</b>	<b>7.92%</b>
Health Service Executive	2.75%	0.93%	3.68%	0.05%	3.72%	3.76%	4.41%	2.68%	1.90%	8.19%	3.41%
<b>Other Community Services</b>	<b>2.75%</b>	<b>0.93%</b>	<b>3.68%</b>	<b>0.05%</b>	<b>3.72%</b>	<b>3.76%</b>	<b>4.41%</b>	<b>2.68%</b>	<b>1.90%</b>	<b>8.19%</b>	<b>3.41%</b>
<b>Community Services</b>	<b>5.16%</b>	<b>0.56%</b>	<b>5.71%</b>	<b>0.18%</b>	<b>5.89%</b>	<b>2.15%</b>	<b>6.24%</b>	<b>4.66%</b>	<b>5.50%</b>	<b>8.00%</b>	<b>8.02%</b>



## April 2024

Health Service Covid 19 Absence Rate - by Hospital & Staff Category: Apr 2024	Non Covid-19 absence	Covid-19 Absence	Total absence rate	Medical & Dental	Nursing & Midwifery	Health & Social Care Professionals	Management & Administrative	General Support	Patient & Client Care
<b>Mental Health</b>	5.71%	0.18%	5.89%	0.03%	0.26%	0.04%	0.05%	0.20%	0.21%
Health Service Executive	7.07%	0.10%	7.17%	0.00%	0.17%	0.00%	0.16%	0.00%	0.00%
<b>CHO 1</b>	<b>7.07%</b>	<b>0.10%</b>	<b>7.17%</b>	<b>0.00%</b>	<b>0.17%</b>	<b>0.00%</b>	<b>0.16%</b>	<b>0.00%</b>	<b>0.00%</b>
Health Service Executive	5.92%	0.02%	5.94%	0.00%	0.03%	0.00%	0.11%	0.00%	0.00%
<b>CHO 2</b>	<b>5.92%</b>	<b>0.02%</b>	<b>5.94%</b>	<b>0.00%</b>	<b>0.03%</b>	<b>0.00%</b>	<b>0.11%</b>	<b>0.00%</b>	<b>0.00%</b>
Health Service Executive	6.67%	0.09%	6.76%	0.50%	0.04%	0.00%	0.00%	0.54%	0.00%
<b>CHO 3</b>	<b>6.67%</b>	<b>0.09%</b>	<b>6.76%</b>	<b>0.50%</b>	<b>0.04%</b>	<b>0.00%</b>	<b>0.00%</b>	<b>0.54%</b>	<b>0.00%</b>
Health Service Executive	6.14%	0.05%	6.19%	0.00%	0.11%	0.00%	0.00%	0.00%	0.00%
<b>CHO 4</b>	<b>6.14%</b>	<b>0.05%</b>	<b>6.19%</b>	<b>0.00%</b>	<b>0.11%</b>	<b>0.00%</b>	<b>0.00%</b>	<b>0.00%</b>	<b>0.00%</b>
Health Service Executive	5.80%	0.53%	6.33%	0.00%	0.81%	0.28%	0.00%	0.56%	0.19%
<b>CHO 5</b>	<b>5.80%</b>	<b>0.53%</b>	<b>6.33%</b>	<b>0.00%</b>	<b>0.81%</b>	<b>0.28%</b>	<b>0.00%</b>	<b>0.56%</b>	<b>0.19%</b>
Health Service Executive	4.33%	0.42%	4.75%	0.00%	0.87%	0.00%	0.00%	0.00%	0.00%
Section 38 Voluntary Agencies	4.25%	0.00%	4.25%	0.00%	0.00%	0.00%	0.00%	0.00%	0.00%
<b>CHO 6</b>	<b>4.30%</b>	<b>0.26%</b>	<b>4.57%</b>	<b>0.00%</b>	<b>0.68%</b>	<b>0.00%</b>	<b>0.00%</b>	<b>0.00%</b>	<b>0.00%</b>
Health Service Executive	5.29%	0.35%	5.64%	0.00%	0.19%	0.00%	0.00%	0.00%	1.85%
<b>CHO 7</b>	<b>5.29%</b>	<b>0.35%</b>	<b>5.64%</b>	<b>0.00%</b>	<b>0.19%</b>	<b>0.00%</b>	<b>0.00%</b>	<b>0.00%</b>	<b>1.85%</b>
Health Service Executive	5.83%	0.28%	6.12%	0.00%	0.51%	0.14%	0.00%	0.00%	0.14%
<b>CHO 8</b>	<b>5.83%</b>	<b>0.28%</b>	<b>6.12%</b>	<b>0.00%</b>	<b>0.51%</b>	<b>0.14%</b>	<b>0.00%</b>	<b>0.00%</b>	<b>0.14%</b>
Health Service Executive	5.30%	0.03%	5.34%	0.00%	0.03%	0.00%	0.22%	0.00%	0.00%
Section 38 Voluntary Agencies	3.00%	0.00%	3.00%	0.00%	0.00%	0.00%	0.00%	0.00%	0.00%
<b>CHO 9</b>	<b>5.04%</b>	<b>0.03%</b>	<b>5.07%</b>	<b>0.00%</b>	<b>0.02%</b>	<b>0.00%</b>	<b>0.18%</b>	<b>0.00%</b>	<b>0.00%</b>
Health Service Executive	3.68%	0.05%	3.72%	0.00%	0.11%	0.00%	0.00%	0.00%	0.00%
<b>Other Community Services</b>	<b>3.68%</b>	<b>0.05%</b>	<b>3.72%</b>	<b>0.00%</b>	<b>0.11%</b>	<b>0.00%</b>	<b>0.00%</b>	<b>0.00%</b>	<b>0.00%</b>
<b>Community Services</b>	<b>5.71%</b>	<b>0.18%</b>	<b>5.89%</b>	<b>0.03%</b>	<b>0.26%</b>	<b>0.04%</b>	<b>0.05%</b>	<b>0.20%</b>	<b>0.21%</b>

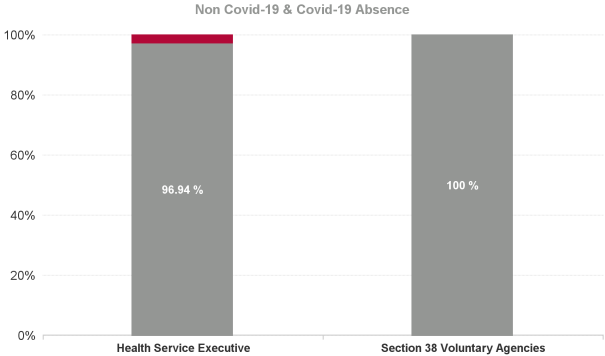
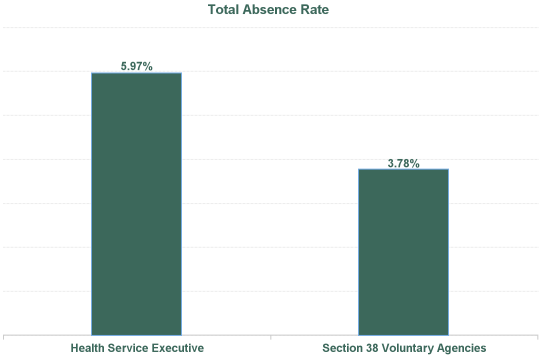
Covid 19 Absence Rate





April 2024

Health Service Absence Rate - by Admin : Apr 2024	Certified absence	Self-certified absence	Non Covid-19 absence	Covid-19 Absence	Total absence rate	Medical & Dental	Nursing & Midwifery	Health & Social Care Professionals	Management & Administrative	General Support	Patient & Client Care
Total	5.16%	0.56%	5.71%	0.18%	5.89%	2.15%	6.24%	4.66%	5.50%	8.00%	8.02%
Health Service Executive	5.23%	0.56%	5.79%	0.18%	5.97%	2.17%	6.26%	4.87%	5.56%	8.19%	8.07%
Section 38 Voluntary Agencies	3.30%	0.48%	3.78%	0.00%	3.78%	1.88%	5.40%	1.54%	4.39%	4.88%	3.19%



<b>Health Service Absence Rate - by Staff Category: Apr 2024</b>	<b>Certified absence</b>	<b>Self-certified absence</b>	<b>Non Covid-19 absence</b>	<b>Covid-19 Absence</b>	<b>Total absence rate</b>	<b>% Non Covid-19 absence</b>	<b>% Covid-19 absence</b>
<b>CHO 1</b>	<b>6.55%</b>	<b>0.52%</b>	<b>7.07%</b>	<b>0.10%</b>	<b>7.17%</b>	<b>98.55%</b>	<b>1.45%</b>
Medical & Dental	1.10%	0.34%	1.44%	0.00%	1.44%	100.00%	0.00%
Nursing & Midwifery	6.98%	0.59%	7.57%	0.17%	7.73%	97.83%	2.17%
Health & Social Care Professionals	8.25%	0.23%	8.48%	0.00%	8.48%	100.00%	0.00%
Management & Administrative	5.69%	0.69%	6.38%	0.16%	6.54%	97.55%	2.45%
General Support	9.05%	0.51%	9.56%	0.00%	9.56%	100.00%	0.00%
Patient & Client Care	6.48%	0.47%	6.95%	0.00%	6.95%	100.00%	0.00%

<b>Health Service Absence Rate - by Staff Category: Apr 2024</b>	<b>Certified absence</b>	<b>Self-certified absence</b>	<b>Non Covid-19 absence</b>	<b>Covid-19 Absence</b>	<b>Total absence rate</b>	<b>% Non Covid-19 absence</b>	<b>% Covid-19 absence</b>
<b>CHO 2</b>	<b>5.58%</b>	<b>0.34%</b>	<b>5.92%</b>	<b>0.02%</b>	<b>5.94%</b>	<b>99.63%</b>	<b>0.37%</b>
Medical & Dental	2.34%	0.13%	2.47%	0.00%	2.47%	100.00%	0.00%
Nursing & Midwifery	5.81%	0.43%	6.24%	0.03%	6.27%	99.60%	0.40%
Health & Social Care Professionals	6.04%	0.21%	6.25%	0.00%	6.25%	100.00%	0.00%
Management & Administrative	5.81%	0.41%	6.22%	0.11%	6.34%	98.22%	1.78%
General Support	6.96%	0.21%	7.17%	0.00%	7.17%	100.00%	0.00%
Patient & Client Care	5.91%	0.31%	6.22%	0.00%	6.22%	100.00%	0.00%

Health Service Absence Rate - by Staff Category: Apr 2024	Certified absence	Self-certified absence	Non Covid-19 absence	Covid-19 Absence	Total absence rate	% Non Covid-19 absence	% Covid-19 absence
<b>CHO 3</b>	<b>6.04%</b>	<b>0.63%</b>	<b>6.67%</b>	<b>0.09%</b>	<b>6.76%</b>	<b>98.66%</b>	<b>1.34%</b>
Medical & Dental	3.28%	0.52%	3.80%	0.50%	4.31%	88.33%	11.67%
Nursing & Midwifery	6.60%	0.85%	7.46%	0.04%	7.49%	99.49%	0.51%
Health & Social Care Professionals	1.07%	0.45%	1.52%	0.00%	1.52%	100.00%	0.00%
Management & Administrative	6.90%	0.27%	7.17%	0.00%	7.17%	100.00%	0.00%
General Support	4.45%	0.00%	4.45%	0.54%	4.98%	89.23%	10.77%
Patient & Client Care	12.81%	0.60%	13.40%	0.00%	13.40%	100.00%	0.00%

Health Service Absence Rate - by Staff Category: Apr 2024	Certified absence	Self-certified absence	Non Covid-19 absence	Covid-19 Absence	Total absence rate	% Non Covid-19 absence	% Covid-19 absence
<b>CHO 4</b>	<b>5.67%</b>	<b>0.47%</b>	<b>6.14%</b>	<b>0.05%</b>	<b>6.19%</b>	<b>99.13%</b>	<b>0.87%</b>
Medical & Dental	2.49%	0.25%	2.74%	0.00%	2.74%	100.00%	0.00%
Nursing & Midwifery	6.75%	0.57%	7.32%	0.11%	7.43%	98.53%	1.47%
Health & Social Care Professionals	4.40%	0.34%	4.74%	0.00%	4.74%	100.00%	0.00%
Management & Administrative	3.31%	0.26%	3.57%	0.00%	3.57%	100.00%	0.00%
General Support	2.98%	0.47%	3.45%	0.00%	3.45%	100.00%	0.00%
Patient & Client Care	8.62%	0.54%	9.16%	0.00%	9.16%	100.00%	0.00%

Health Service Absence Rate - by Staff Category: Apr 2024	Certified absence	Self-certified absence	Non Covid-19 absence	Covid-19 Absence	Total absence rate	% Non Covid-19 absence	% Covid-19 absence
<b>CHO 5</b>	<b>5.25%</b>	<b>0.54%</b>	<b>5.80%</b>	<b>0.53%</b>	<b>6.33%</b>	<b>91.55%</b>	<b>8.45%</b>
Medical & Dental	1.09%	0.42%	1.51%	0.00%	1.51%	100.00%	0.00%
Nursing & Midwifery	4.17%	0.68%	4.85%	0.81%	5.66%	85.71%	14.29%
Health & Social Care Professionals	3.54%	0.33%	3.87%	0.28%	4.15%	93.29%	6.71%
Management & Administrative	6.85%	0.28%	7.14%	0.00%	7.14%	100.00%	0.00%
General Support	8.06%	0.55%	8.60%	0.56%	9.16%	93.94%	6.06%
Patient & Client Care	9.26%	0.35%	9.60%	0.19%	9.80%	98.03%	1.97%

Health Service Absence Rate - by Staff Category: Apr 2024	Certified absence	Self-certified absence	Non Covid-19 absence	Covid-19 Absence	Total absence rate	% Non Covid-19 absence	% Covid-19 absence
<b>CHO 6</b>	<b>3.83%</b>	<b>0.47%</b>	<b>4.30%</b>	<b>0.26%</b>	<b>4.57%</b>	<b>94.24%</b>	<b>5.76%</b>
Medical & Dental	1.16%	0.06%	1.22%	0.00%	1.22%	100.00%	0.00%
Nursing & Midwifery	4.36%	0.66%	5.03%	0.68%	5.70%	88.14%	11.86%
Health & Social Care Professionals	2.66%	0.44%	3.10%	0.00%	3.10%	100.00%	0.00%
Management & Administrative	3.05%	0.48%	3.53%	0.00%	3.53%	100.00%	0.00%
General Support	10.29%	0.39%	10.68%	0.00%	10.68%	100.00%	0.00%
Patient & Client Care	5.28%	0.41%	5.69%	0.00%	5.69%	100.00%	0.00%

Health Service Absence Rate - by Staff Category: Apr 2024	Certified absence	Self-certified absence	Non Covid-19 absence	Covid-19 Absence	Total absence rate	% Non Covid-19 absence	% Covid-19 absence
<b>CHO 7</b>	<b>4.57%</b>	<b>0.72%</b>	<b>5.29%</b>	<b>0.35%</b>	<b>5.64%</b>	<b>93.77%</b>	<b>6.23%</b>
Medical & Dental	2.02%	0.02%	2.03%	0.00%	2.03%	100.00%	0.00%
Nursing & Midwifery	4.19%	0.84%	5.03%	0.19%	5.22%	96.39%	3.61%
Health & Social Care Professionals	4.16%	0.32%	4.48%	0.00%	4.48%	100.00%	0.00%
Management & Administrative	7.61%	0.68%	8.29%	0.00%	8.29%	100.00%	0.00%
General Support	0.00%	0.13%	0.13%	0.00%	0.13%	100.00%	0.00%
Patient & Client Care	7.45%	1.58%	9.03%	1.85%	10.88%	82.99%	17.01%

Health Service Absence Rate - by Staff Category: Apr 2024	Certified absence	Self-certified absence	Non Covid-19 absence	Covid-19 Absence	Total absence rate	% Non Covid-19 absence	% Covid-19 absence
<b>CHO 8</b>	<b>5.21%</b>	<b>0.62%</b>	<b>5.83%</b>	<b>0.28%</b>	<b>6.12%</b>	<b>95.35%</b>	<b>4.65%</b>
Medical & Dental	0.35%	0.25%	0.61%	0.00%	0.61%	100.00%	0.00%
Nursing & Midwifery	5.43%	0.73%	6.16%	0.51%	6.67%	92.41%	7.59%
Health & Social Care Professionals	4.96%	0.27%	5.23%	0.14%	5.37%	97.35%	2.65%
Management & Administrative	5.69%	0.53%	6.22%	0.00%	6.22%	100.00%	0.00%
General Support	9.09%	0.42%	9.51%	0.00%	9.51%	100.00%	0.00%
Patient & Client Care	6.09%	0.92%	7.01%	0.14%	7.15%	98.01%	1.99%

Health Service Absence Rate - by Staff Category: Apr 2024	Certified absence	Self-certified absence	Non Covid-19 absence	Covid-19 Absence	Total absence rate	% Non Covid-19 absence	% Covid-19 absence
<b>CHO 9</b>	<b>4.46%</b>	<b>0.59%</b>	<b>5.04%</b>	<b>0.03%</b>	<b>5.07%</b>	<b>99.43%</b>	<b>0.57%</b>
Medical & Dental	2.02%	0.26%	2.29%	0.00%	2.29%	100.00%	0.00%
Nursing & Midwifery	3.86%	0.70%	4.56%	0.02%	4.58%	99.46%	0.54%
Health & Social Care Professionals	4.22%	0.32%	4.55%	0.00%	4.55%	100.00%	0.00%
Management & Administrative	4.42%	0.48%	4.91%	0.18%	5.09%	96.52%	3.48%
General Support	8.15%	0.81%	8.95%	0.00%	8.95%	100.00%	0.00%
Patient & Client Care	7.21%	0.71%	7.92%	0.00%	7.92%	100.00%	0.00%

Health Service Absence Rate - by Staff Category: Apr 2024	Certified absence	Self-certified absence	Non Covid-19 absence	Covid-19 Absence	Total absence rate	% Non Covid-19 absence	% Covid-19 absence
<b>Other Comm</b>	<b>2.75%</b>	<b>0.93%</b>	<b>3.68%</b>	<b>0.05%</b>	<b>3.72%</b>	<b>98.69%</b>	<b>1.31%</b>
Medical & Dental	3.76%	0.00%	3.76%	0.00%	3.76%	100.00%	0.00%
Nursing & Midwifery	2.78%	1.52%	4.30%	0.11%	4.41%	97.54%	2.46%
Health & Social Care Professionals	2.18%	0.50%	2.68%	0.00%	2.68%	100.00%	0.00%
Management & Administrative	1.71%	0.19%	1.90%	0.00%	1.90%	100.00%	0.00%
General Support	7.98%	0.21%	8.19%	0.00%	8.19%	100.00%	0.00%
Patient & Client Care	2.43%	0.98%	3.41%	0.00%	3.41%	100.00%	0.00%

<b>Health Service Absence Rate - by Staff Category: Mar 2024</b>	<b>Certified absence</b>	<b>Self-certified absence</b>	<b>Non Covid-19 absence</b>	<b>Covid-19 Absence</b>	<b>Total absence rate</b>	<b>% Non Covid-19 absence</b>	<b>% Covid-19 absence</b>
<b>St. John of God (MHS)</b>	<b>4.21%</b>	<b>0.61%</b>	<b>4.82%</b>	<b>0.14%</b>	<b>4.96%</b>	<b>97.12%</b>	<b>2.88%</b>
Medical & Dental	1.37%	0.00%	1.37%	0.00%	1.37%	100.00%	0.00%
Nursing & Midwifery	5.83%	0.98%	6.82%	0.00%	6.82%	100.00%	0.00%
Health & Social Care Professionals	4.68%	0.79%	5.47%	0.43%	5.90%	92.71%	7.29%
Management & Administrative	3.87%	0.85%	4.71%	0.00%	4.71%	100.00%	0.00%
General Support	10.16%	-0.67%	9.50%	0.00%	9.50%	100.00%	0.00%
Patient & Client Care	0.00%	0.00%	0.00%	0.00%	0.00%		

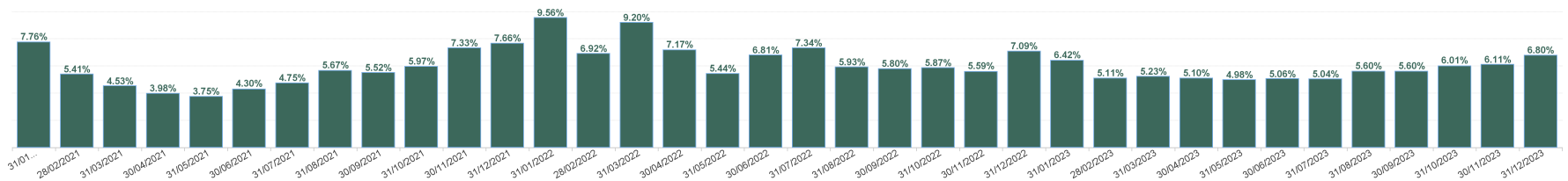
<b>Health Service Absence Rate - by Staff Category: Mar 2024</b>	<b>Certified absence</b>	<b>Self-certified absence</b>	<b>Non Covid-19 absence</b>	<b>Covid-19 Absence</b>	<b>Total absence rate</b>	<b>% Non Covid-19 absence</b>	<b>% Covid-19 absence</b>
<b>St. Vincent's, Fairview</b>	<b>5.52%</b>	<b>0.50%</b>	<b>6.01%</b>	<b>0.00%</b>	<b>6.01%</b>	<b>100.00%</b>	<b>0.00%</b>
Medical & Dental	0.00%	0.00%	0.00%	0.00%	0.00%		
Nursing & Midwifery	4.09%	0.73%	4.82%	0.00%	4.82%	100.00%	0.00%
Health & Social Care Professionals	0.00%	0.00%	0.00%	0.00%	0.00%		
Management & Administrative	8.13%	0.27%	8.41%	0.00%	8.41%	100.00%	0.00%
General Support	9.30%	0.00%	9.30%	0.00%	9.30%	100.00%	0.00%
Patient & Client Care	0.00%	1.61%	1.61%	0.00%	1.61%	100.00%	0.00%

Year / Month	Certified absence	Self-certified absence	Non Covid-19 absence	Covid-19 Absence	Total absence rate	Medical & Dental	Nursing & Midwifery	Health & Social Care Professionals	Management & Administrative	General Support	Patient & Client Care
Apr 2024	5.16%	0.56%	5.71%	0.18%	5.89%	2.15%	6.24%	4.66%	5.50%	8.00%	8.02%
Mar 2024	5.22%	0.55%	5.77%	0.18%	5.96%	1.78%	6.35%	5.34%	5.74%	7.66%	7.56%
Feb 2024	5.12%	0.55%	5.67%	0.28%	5.95%	2.63%	6.02%	5.90%	5.85%	7.21%	7.72%
Jan 2024	5.44%	0.60%	6.04%	0.56%	6.61%	2.66%	6.68%	6.31%	8.04%	8.04%	7.58%
<b>2024</b>	<b>5.24%</b>	<b>0.57%</b>	<b>5.81%</b>	<b>0.31%</b>	<b>6.11%</b>	<b>2.31%</b>	<b>6.33%</b>	<b>5.57%</b>	<b>6.34%</b>	<b>7.74%</b>	<b>7.71%</b>
Dec 2023	5.47%	0.67%	6.13%	0.66%	6.80%	2.57%	7.35%	6.63%	6.38%	7.20%	8.05%
Nov 2023	5.14%	0.57%	5.71%	0.40%	6.11%	2.25%	6.51%	4.99%	5.78%	8.15%	8.08%
Oct 2023	4.95%	0.54%	5.49%	0.52%	6.01%	2.35%	6.48%	5.05%	5.48%	8.67%	7.12%
Sep 2023	4.43%	0.49%	4.92%	0.68%	5.60%	1.58%	6.23%	4.69%	5.35%	7.80%	6.54%
Aug 2023	4.45%	0.46%	4.91%	0.70%	5.60%	1.80%	5.89%	5.43%	5.35%	7.56%	6.72%
Jul 2023	4.15%	0.49%	4.64%	0.40%	5.04%	1.93%	5.54%	3.92%	3.64%	6.47%	6.76%
Jun 2023	4.30%	0.49%	4.79%	0.27%	5.06%	2.61%	5.14%	3.79%	4.15%	8.07%	7.01%
May 2023	4.14%	0.48%	4.62%	0.36%	4.98%	2.25%	5.58%	3.91%	3.60%	6.64%	6.21%
Apr 2023	4.22%	0.50%	4.72%	0.37%	5.10%	2.08%	5.68%	3.93%	3.89%	6.41%	6.45%
Mar 2023	4.29%	0.47%	4.76%	0.47%	5.23%	2.18%	5.52%	4.20%	4.00%	7.28%	7.45%
Feb 2023	4.25%	0.50%	4.75%	0.36%	5.11%	1.37%	5.72%	3.85%	4.03%	7.12%	6.56%
Jan 2023	5.02%	0.56%	5.58%	0.83%	6.42%	1.45%	7.25%	5.30%	5.43%	8.81%	7.07%
<b>2023</b>	<b>4.57%</b>	<b>0.52%</b>	<b>5.09%</b>	<b>0.50%</b>	<b>5.59%</b>	<b>2.05%</b>	<b>6.07%</b>	<b>4.63%</b>	<b>4.77%</b>	<b>7.52%</b>	<b>7.01%</b>
Dec 2022	5.31%	0.69%	6.00%	1.09%	7.09%	2.20%	8.01%	5.85%	6.65%	7.62%	8.27%
Nov 2022	4.46%	0.55%	5.01%	0.59%	5.59%	1.98%	6.39%	4.54%	5.00%	6.24%	6.59%
Oct 2022	4.60%	0.60%	5.19%	0.68%	5.87%	2.31%	6.94%	4.19%	4.06%	7.01%	6.80%
Sep 2022	4.64%	0.51%	5.15%	0.64%	5.80%	1.88%	6.85%	3.67%	4.31%	7.54%	7.26%
Aug 2022	4.61%	0.50%	5.11%	0.81%	5.93%	1.36%	7.14%	4.13%	4.61%	7.15%	6.55%
Jul 2022	4.85%	0.46%	5.31%	2.03%	7.34%	2.35%	8.29%	6.30%	5.35%	8.47%	8.66%
Jun 2022	4.46%	0.54%	5.01%	1.80%	6.81%	2.78%	7.74%	5.65%	5.64%	6.61%	8.13%
May 2022	4.07%	0.45%	4.52%	0.91%	5.44%	2.44%	6.07%	3.91%	3.85%	6.93%	7.00%
Apr 2022	4.15%	0.47%	4.61%	2.56%	7.17%	3.09%	7.99%	5.29%	5.62%	8.61%	9.06%
Mar 2022	4.50%	0.51%	5.01%	4.19%	9.20%	4.37%	10.45%	7.47%	7.28%	11.64%	10.10%
Feb 2022	3.81%	0.43%	4.24%	2.68%	6.92%	3.47%	7.95%	5.63%	5.27%	7.70%	7.55%
Jan 2022	3.88%	0.33%	4.21%	5.36%	9.56%	3.68%	11.10%	6.73%	7.18%	10.62%	11.43%
<b>2022</b>	<b>4.44%</b>	<b>0.50%</b>	<b>4.95%</b>	<b>1.94%</b>	<b>6.89%</b>	<b>2.66%</b>	<b>7.92%</b>	<b>5.26%</b>	<b>5.40%</b>	<b>8.00%</b>	<b>8.08%</b>
Dec 2021	4.33%	0.43%	4.76%	2.90%	7.66%	2.84%	9.05%	5.41%	5.17%	9.70%	8.72%
Nov 2021	4.53%	0.57%	5.10%	2.23%	7.33%	2.44%	8.46%	5.24%	5.38%	9.77%	9.10%
Oct 2021	4.32%	0.49%	4.82%	1.15%	5.97%	3.32%	6.82%	4.48%	4.17%	7.74%	6.41%
Sep 2021	4.08%	0.41%	4.49%	1.02%	5.52%	2.97%	6.35%	3.56%	4.70%	7.43%	6.00%
Aug 2021	4.33%	0.40%	4.73%	0.94%	5.67%	1.45%	6.58%	4.55%	4.53%	5.35%	7.31%
Jul 2021	3.66%	0.40%	4.06%	0.68%	4.75%	1.56%	5.43%	3.79%	3.78%	5.82%	5.76%
Jun 2021	3.44%	0.39%	3.83%	0.47%	4.30%	1.25%	4.82%	3.88%	2.64%	6.42%	5.26%
May 2021	2.88%	0.32%	3.19%	0.55%	3.75%	0.78%	4.46%	2.93%	2.01%	4.62%	4.99%
Apr 2021	3.04%	0.33%	3.37%	0.61%	3.98%	1.19%	4.76%	3.07%	2.52%	4.25%	5.29%
Mar 2021	3.21%	0.41%	3.62%	0.92%	4.53%	0.99%	5.22%	3.52%	3.23%	5.67%	6.11%
Feb 2021	3.45%	0.40%	3.84%	1.56%	5.41%	1.49%	6.43%	4.01%	4.16%	5.18%	7.24%
Jan 2021	3.73%	0.23%	3.96%	3.80%	7.76%	3.93%	9.63%	3.98%	4.59%	7.68%	9.58%
<b>2021</b>	<b>3.75%</b>	<b>0.40%</b>	<b>4.15%</b>	<b>1.41%</b>	<b>5.56%</b>	<b>2.02%</b>	<b>6.52%</b>	<b>4.04%</b>	<b>3.84%</b>	<b>6.66%</b>	<b>6.82%</b>

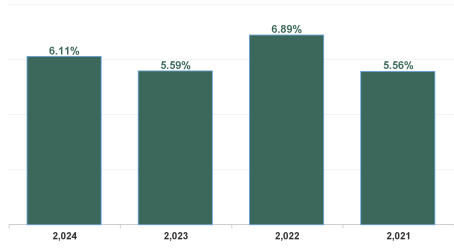


Year / Month	Certified absence	Self-certified absence	Non Covid-19 absence	Covid-19 Absence	Total absence rate	CHO 1	CHO 2	CHO 3	CHO 4	CHO 5	CHO 6	CHO 7	CHO 8	CHO 9	Other Comm	Mental Health
Apr 2024	5.16%	0.56%	5.71%	0.18%	5.89%	7.17%	5.94%	6.76%	6.19%	6.33%	4.57%	5.64%	6.12%	5.07%	3.72%	5.89%
Mar 2024	5.22%	0.55%	5.77%	0.18%	5.96%	7.15%	5.34%	6.30%	5.80%	6.45%	4.75%	5.43%	7.03%	5.65%	5.40%	5.96%
Feb 2024	5.12%	0.55%	5.67%	0.28%	5.95%	7.01%	4.85%	6.41%	5.45%	6.59%	4.75%	6.23%	7.17%	5.44%	5.77%	5.95%
Jan 2024	5.44%	0.60%	6.04%	0.56%	6.61%	7.13%	6.06%	7.74%	6.79%	8.52%	5.90%	5.80%	7.51%	5.28%	4.98%	6.61%
<b>2024</b>	<b>5.24%</b>	<b>0.57%</b>	<b>5.81%</b>	<b>0.31%</b>	<b>6.11%</b>	<b>7.12%</b>	<b>5.56%</b>	<b>6.83%</b>	<b>6.07%</b>	<b>7.01%</b>	<b>5.00%</b>	<b>5.77%</b>	<b>6.96%</b>	<b>5.35%</b>	<b>5.11%</b>	<b>6.11%</b>
Dec 2023	5.47%	0.67%	6.13%	0.66%	6.80%	7.64%	5.86%	7.63%	6.93%	8.54%	4.67%	6.36%	7.70%	5.56%	6.49%	6.80%
Nov 2023	5.14%	0.57%	5.71%	0.40%	6.10%	7.56%	5.45%	7.44%	6.43%	6.61%	4.38%	6.21%	6.90%	5.07%	4.83%	6.11%
Oct 2023	4.95%	0.54%	5.49%	0.52%	6.01%	7.66%	4.07%	7.32%	6.67%	7.21%	4.61%	6.24%	5.73%	5.88%	4.44%	6.01%
Sep 2023	4.43%	0.49%	4.92%	0.68%	5.60%	7.41%	3.82%	6.59%	5.80%	6.63%	3.65%	7.29%	5.47%	4.83%	4.72%	5.60%
Aug 2023	4.45%	0.46%	4.91%	0.70%	5.60%	8.10%	3.19%	6.64%	6.32%	6.71%	4.67%	7.01%	6.11%	4.29%	3.79%	5.60%
Jul 2023	4.15%	0.49%	4.64%	0.40%	5.04%	7.15%	2.79%	6.07%	5.65%	5.77%	3.07%	6.09%	5.06%	4.34%	4.44%	5.04%
Jun 2023	4.30%	0.49%	4.79%	0.27%	5.06%	7.47%	2.91%	4.51%	5.77%	5.82%	3.27%	6.24%	5.43%	4.26%	4.78%	5.06%
May 2023	4.14%	0.48%	4.62%	0.36%	4.98%	7.22%	2.56%	5.54%	5.80%	5.72%	3.21%	5.46%	4.97%	4.24%	5.17%	4.98%
Apr 2023	4.22%	0.50%	4.72%	0.37%	5.10%	7.15%	2.79%	6.07%	5.65%	5.76%	3.39%	6.09%	5.04%	4.41%	4.87%	5.10%
Mar 2023	4.29%	0.47%	4.76%	0.47%	5.23%	7.22%	3.23%	6.51%	3.99%	6.39%	4.56%	6.59%	5.57%	4.74%	5.13%	5.23%
Feb 2023	4.25%	0.50%	4.75%	0.36%	5.11%	6.77%	2.80%	5.08%	5.58%	6.84%	3.84%	6.51%	5.39%	4.71%	3.72%	5.11%
Jan 2023	5.02%	0.56%	5.58%	0.83%	6.42%	7.65%	4.50%	7.15%	7.40%	8.48%	5.97%	6.12%	6.70%	5.24%	5.03%	6.42%
<b>2023</b>	<b>4.57%</b>	<b>0.52%</b>	<b>5.09%</b>	<b>0.50%</b>	<b>5.59%</b>	<b>7.42%</b>	<b>3.65%</b>	<b>6.40%</b>	<b>5.94%</b>	<b>6.71%</b>	<b>4.09%</b>	<b>6.34%</b>	<b>5.84%</b>	<b>4.80%</b>	<b>4.79%</b>	<b>5.59%</b>
Dec 2022	5.31%	0.69%	6.00%	1.09%	7.09%	8.93%	4.30%	8.91%	5.89%	9.30%	5.50%	7.53%	7.82%	6.41%	7.38%	7.09%
Nov 2022	4.46%	0.55%	5.01%	0.59%	5.59%	6.98%	3.74%	7.18%	5.03%	6.96%	4.18%	6.68%	6.50%	5.21%	3.67%	5.59%
Oct 2022	4.60%	0.60%	5.19%	0.68%	5.87%	6.36%	4.52%	6.69%	5.32%	7.44%	5.08%	6.92%	6.59%	5.55%	4.15%	5.87%
Sep 2022	4.64%	0.51%	5.15%	0.64%	5.80%	7.30%	3.29%	7.14%	4.68%	7.38%	5.40%	7.45%	6.24%	5.74%	4.41%	5.80%
Aug 2022	4.61%	0.50%	5.11%	0.81%	5.93%	7.27%	3.95%	7.80%	5.42%	6.90%	5.36%	7.61%	7.22%	4.89%	4.34%	5.93%
Jul 2022	4.85%	0.46%	5.31%	2.03%	7.34%	8.81%	5.25%	9.19%	7.04%	8.12%	7.07%	9.69%	8.72%	5.55%	5.39%	7.34%
Jun 2022	4.46%	0.54%	5.01%	1.80%	6.81%	8.19%	5.03%	8.63%	4.63%	7.25%	5.33%	8.50%	8.76%	6.14%	6.87%	6.81%
May 2022	4.07%	0.45%	4.52%	0.91%	5.44%	6.42%	4.15%	7.10%	4.78%	6.02%	4.46%	5.50%	6.47%	5.05%	4.72%	5.44%
Apr 2022	4.15%	0.47%	4.61%	2.56%	7.17%	7.10%	5.05%	8.99%	8.15%	7.19%	5.90%	7.28%	9.21%	6.36%	6.81%	7.17%
Mar 2022	4.50%	0.51%	5.01%	4.19%	9.20%	10.34%	7.06%	11.77%	7.05%	10.91%	6.52%	11.33%	10.97%	8.03%	8.88%	9.20%
Feb 2022	3.81%	0.43%	4.24%	2.68%	6.92%	8.69%	4.12%	9.35%	7.69%	8.53%	7.97%	9.97%	8.47%	5.07%	6.51%	6.92%
Jan 2022	3.88%	0.33%	4.21%	5.36%	9.56%	11.06%	6.65%	12.72%	9.26%	9.88%	7.50%	9.27%	11.60%	8.55%	9.72%	9.56%
<b>2022</b>	<b>4.44%</b>	<b>0.50%</b>	<b>4.95%</b>	<b>1.94%</b>	<b>6.89%</b>	<b>8.12%</b>	<b>4.75%</b>	<b>8.80%</b>	<b>6.19%</b>	<b>7.92%</b>	<b>5.64%</b>	<b>7.97%</b>	<b>8.24%</b>	<b>6.05%</b>	<b>6.09%</b>	<b>6.89%</b>
Dec 2021	4.33%	0.43%	4.76%	2.90%	7.66%	9.28%	5.22%	9.26%	6.08%	9.06%	6.07%	7.79%	8.98%	7.31%	8.70%	7.66%
Nov 2021	4.53%	0.57%	5.10%	2.23%	7.33%	8.89%	5.66%	7.58%	5.43%	8.40%	5.89%	7.27%	9.30%	7.72%	7.51%	7.33%
Oct 2021	4.32%	0.49%	4.82%	1.15%	5.97%	7.71%	3.81%	7.04%	4.84%	7.45%	5.08%	7.09%	6.65%	5.46%	5.63%	5.97%
Sep 2021	4.08%	0.41%	4.49%	1.02%	5.52%	8.25%	3.58%	8.29%	4.21%	6.59%	3.72%	6.40%	6.27%	5.10%	4.38%	5.52%
Aug 2021	4.33%	0.40%	4.73%	0.94%	5.67%	8.23%	5.06%	7.17%	4.14%	6.34%	4.29%	6.34%	6.96%	4.55%	4.58%	5.67%
Jul 2021	3.66%	0.40%	4.06%	0.68%	4.75%	6.38%	2.58%	7.24%	3.52%	5.63%	3.78%	5.47%	6.08%	4.27%	3.82%	4.75%
Jun 2021	3.44%	0.39%	3.83%	0.47%	4.30%	5.30%	1.51%	6.27%	4.05%	4.97%	3.90%	5.25%	6.10%	4.33%	3.16%	4.30%
May 2021	2.88%	0.32%	3.19%	0.55%	3.75%	4.57%	1.24%	4.91%	2.88%	4.65%	3.70%	4.06%	5.80%	4.00%	1.98%	3.75%
Apr 2021	3.04%	0.33%	3.37%	0.61%	3.98%	4.43%	2.68%	5.07%	3.29%	4.13%	3.43%	4.62%	6.36%	3.70%	2.90%	3.98%
Mar 2021	3.21%	0.41%	3.62%	0.92%	4.53%	5.35%	2.90%	6.31%	4.19%	4.63%	4.04%	5.26%	5.50%	4.01%	4.28%	4.53%
Feb 2021	3.45%	0.40%	3.84%	1.56%	5.41%	6.15%	3.66%	6.69%	4.56%	5.28%	4.55%	6.57%	6.76%	5.70%	5.14%	5.41%
Jan 2021	3.73%	0.23%	3.96%	3.80%	7.76%	9.00%	4.58%	10.47%	5.72%	9.16%	10.21%	8.23%	8.51%	6.82%	7.55%	7.76%
<b>2021</b>	<b>3.75%</b>	<b>0.40%</b>	<b>4.15%</b>	<b>1.41%</b>	<b>5.56%</b>	<b>6.96%</b>	<b>3.54%</b>	<b>7.19%</b>	<b>4.57%</b>	<b>6.35%</b>	<b>4.89%</b>	<b>6.18%</b>	<b>6.93%</b>	<b>5.24%</b>	<b>4.85%</b>	<b>5.56%</b>

Total Absence Rate



Total Absence Rate



% of Absence Non Covid-19 / Covid-19

