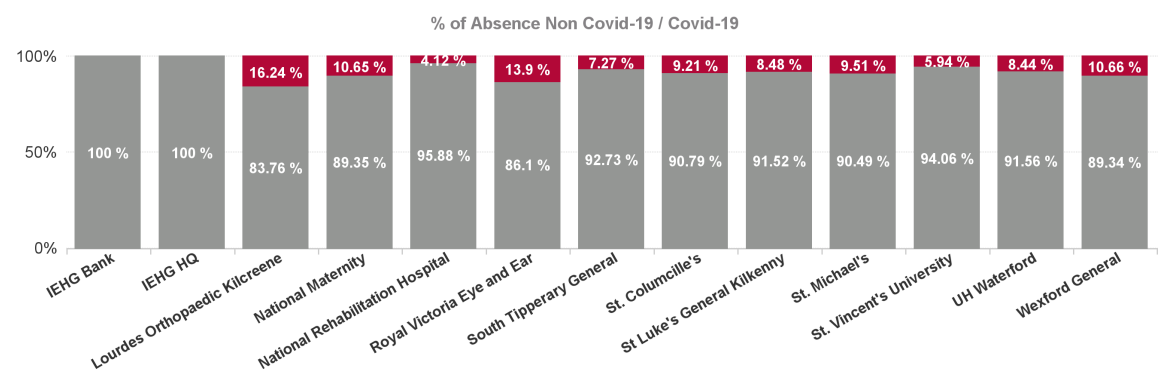
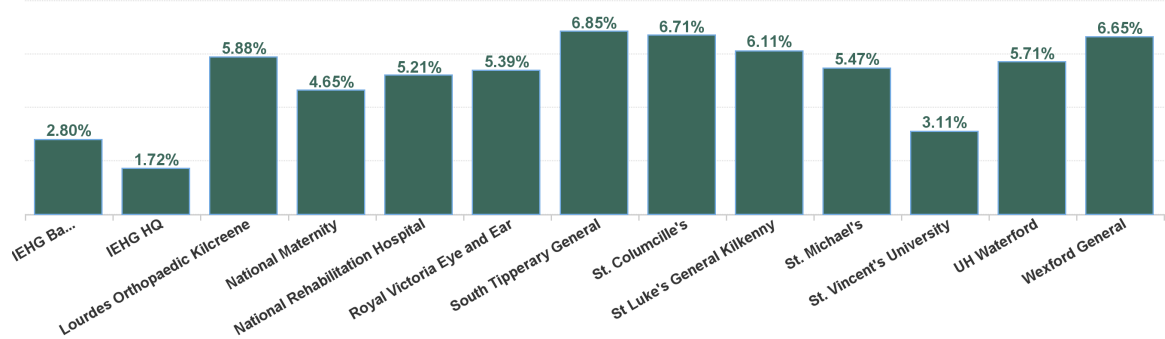


# September 2024

Health Service Absence Rate - by Staff Category: Sep 2024	Certified absence	Self-certified absence	Non Covid-19 absence	Covid-19 absence	Total absence rate	% Non Covid-19 absence	% Covid-19 absence
<b>Ireland East Hospital Group</b>	<b>4.04%</b>	<b>0.56%</b>	<b>4.60%</b>	<b>0.42%</b>	<b>5.02%</b>	<b>91.71%</b>	<b>8.29%</b>
Medical & Dental	0.86%	0.31%	1.18%	0.04%	1.22%	96.67%	3.33%
Nursing & Midwifery	4.12%	0.76%	4.88%	0.57%	5.45%	89.61%	10.39%
Health & Social Care Professionals	3.89%	0.42%	4.31%	0.36%	4.67%	92.32%	7.68%
Management & Administrative	4.86%	0.43%	5.29%	0.26%	5.55%	95.36%	4.64%
General Support	6.35%	0.50%	6.84%	0.55%	7.39%	92.62%	7.38%
Patient & Client Care	5.28%	0.63%	5.90%	0.59%	6.50%	90.86%	9.14%

Health Service Absence Rate - by Care Group: Sep 2024	Certified absence	Self-certified absence	Non Covid-19 absence	Covid-19 absence	Total absence rate	% Non Covid-19 absence	% Covid-19 absence
<b>Ireland East Hospital Group</b>	<b>4.04%</b>	<b>0.56%</b>	<b>4.60%</b>	<b>0.42%</b>	<b>5.02%</b>	<b>91.71%</b>	<b>8.29%</b>
IEHG Bank	2.80%	0.00%	2.80%	0.00%	2.80%	100.00%	0.00%
IEHG HQ	1.55%	0.17%	1.72%	0.00%	1.72%	100.00%	0.00%
Lourdes Orthopaedic Kilcreene	4.37%	0.55%	4.93%	0.96%	5.88%	83.76%	16.24%
National Maternity	3.87%	0.28%	4.15%	0.50%	4.65%	89.35%	10.65%
National Rehabilitation Hospital	4.43%	0.56%	4.99%	0.21%	5.21%	95.88%	4.12%
Royal Victoria Eye and Ear	4.15%	0.49%	4.64%	0.75%	5.39%	86.10%	13.90%
South Tipperary General	5.60%	0.75%	6.35%	0.50%	6.85%	92.73%	7.27%
St. Columcille's	5.32%	0.77%	6.09%	0.62%	6.71%	90.79%	9.21%
St Luke's General Kilkenny	5.04%	0.56%	5.59%	0.52%	6.11%	91.52%	8.48%
St. Michael's	4.56%	0.39%	4.95%	0.52%	5.47%	90.49%	9.51%
St. Vincent's University	2.42%	0.51%	2.92%	0.18%	3.11%	94.06%	5.94%
UH Waterford	4.60%	0.63%	5.23%	0.48%	5.71%	91.56%	8.44%
<b>Total Absence Rate</b>	<b>4.04%</b>	<b>0.56%</b>	<b>4.60%</b>	<b>0.42%</b>	<b>5.02%</b>	<b>91.71%</b>	<b>8.29%</b>



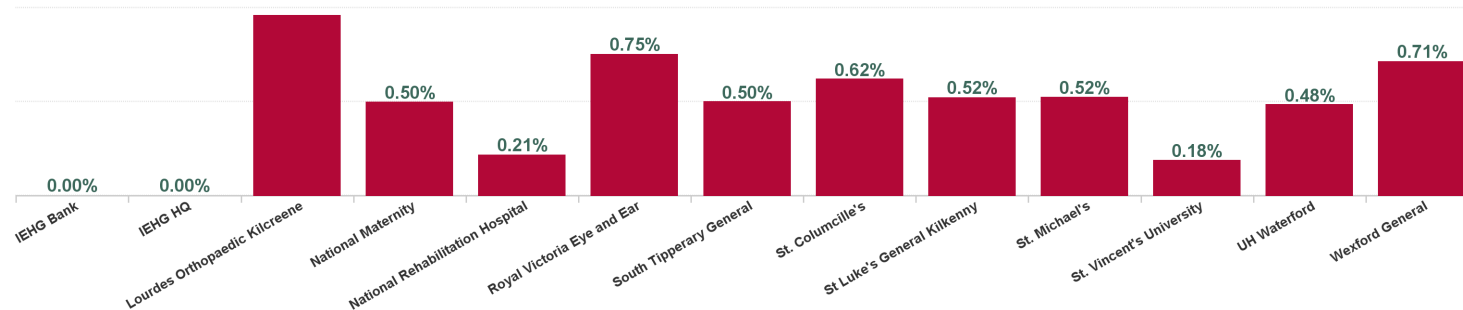
## September 2024

Health Service Absence Rate - by Hospital : Sep 2024	Certified absence	Self-certified absence	Non Covid-19 absence	Covid-19 absence	Total absence rate	Medical & Dental	Nursing & Midwifery	Health & Social Care Professionals	Management & Administrative	General Support	Patient & Client Care
<b>Ireland East Hospital Group</b>	<b>4.04%</b>	<b>0.56%</b>	<b>4.60%</b>	<b>0.42%</b>	<b>5.02%</b>	<b>1.22%</b>	<b>5.45%</b>	<b>4.67%</b>	<b>5.55%</b>	<b>7.39%</b>	<b>6.50%</b>
IEHG Bank	2.80%	0.00%	2.80%	0.00%	2.80%		3.05%	0.00%			0.00%
IEHG HQ	1.55%	0.17%	1.72%	0.00%	1.72%		0.00%	0.00%	2.10%		
Lourdes Orthopaedic Kilcreene	4.37%	0.55%	4.93%	0.96%	5.88%	3.11%	6.18%		2.65%	8.38%	
National Maternity	3.87%	0.28%	4.15%	0.50%	4.65%	0.94%	4.53%	2.01%	4.08%	9.42%	6.28%
National Rehabilitation Hospital	4.43%	0.56%	4.99%	0.21%	5.21%	0.48%	6.96%	5.05%	3.65%	2.86%	6.25%
Royal Victoria Eye and Ear	4.15%	0.49%	4.64%	0.75%	5.39%	5.23%	9.20%	2.34%	2.10%	0.65%	4.64%
South Tipperary General	5.60%	0.75%	6.35%	0.50%	6.85%	2.60%	5.89%	10.84%	7.34%	7.57%	13.40%
St. Columcille's	5.32%	0.77%	6.09%	0.62%	6.71%	1.21%	8.99%	4.96%	6.19%	9.15%	5.92%
St Luke's General Kilkenny	5.04%	0.56%	5.59%	0.52%	6.11%	0.81%	6.88%	4.78%	7.13%	9.57%	7.30%
St. Michael's	4.56%	0.39%	4.95%	0.52%	5.47%	2.93%	6.30%	4.06%	8.28%	4.22%	1.30%
St. Vincent's University	2.42%	0.51%	2.92%	0.18%	3.11%	0.62%	3.60%	2.51%	4.48%	3.53%	4.16%
UH Waterford	4.60%	0.63%	5.23%	0.48%	5.71%	0.90%	5.97%	5.98%	7.29%	10.01%	7.93%
Wexford General	5.23%	0.71%	5.94%	0.71%	6.65%	1.66%	6.34%	9.37%	6.04%	11.79%	6.12%

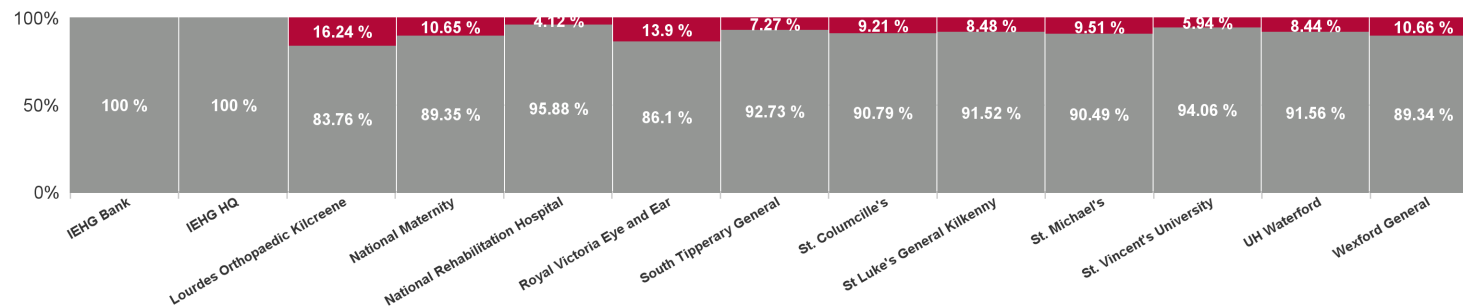
September 2024

Health Service Absence Rate - by Staff Category & Hospital: Sep 2024	Non Covid-19 absence	Covid-19 absence	Total absence rate	Medical & Dental	Nursing & Midwifery	Health & Social Care Professionals	Management & Administrative	General Support	Patient & Client Care
<b>Ireland East Hospital Group</b>	<b>4.60%</b>	<b>0.42%</b>	<b>0.42%</b>	<b>0.04%</b>	<b>0.57%</b>	<b>0.36%</b>	<b>0.26%</b>	<b>0.55%</b>	<b>0.59%</b>
IEHG Bank	2.80%	0.00%	2.80%		0.00%	0.00%			0.00%
IEHG HQ	1.72%	0.00%	1.72%		0.00%	0.00%	0.00%		
Lourdes Orthopaedic Kilcreene	4.93%	0.96%	5.88%	0.00%	1.44%		0.00%	0.71%	
National Maternity	4.15%	0.50%	4.65%	0.00%	0.58%	0.46%	0.25%	0.93%	0.40%
National Rehabilitation Hospital	4.99%	0.21%	5.21%	0.00%	0.28%	0.25%	0.23%	0.00%	0.20%
Royal Victoria Eye and Ear	4.64%	0.75%	5.39%	0.00%	1.52%	0.56%	0.48%	0.00%	1.44%
South Tipperary General	6.35%	0.50%	6.85%	0.00%	0.62%	0.46%	0.03%	0.38%	1.58%
St. Columcille's	6.09%	0.62%	6.71%	0.00%	1.15%	0.80%	0.36%	0.00%	0.14%
St Luke's General Kilkenny	5.59%	0.52%	6.11%	0.24%	0.57%	0.22%	0.16%	0.87%	0.90%
St. Michael's	4.95%	0.52%	5.47%	0.00%	1.21%	0.00%	0.06%	0.00%	0.00%
St. Vincent's University	2.92%	0.18%	3.11%	0.02%	0.19%	0.26%	0.31%	0.10%	0.29%
UH Waterford	5.23%	0.48%	5.71%	0.04%	0.78%	0.49%	0.25%	0.28%	0.97%

Total COVID Absence Rate



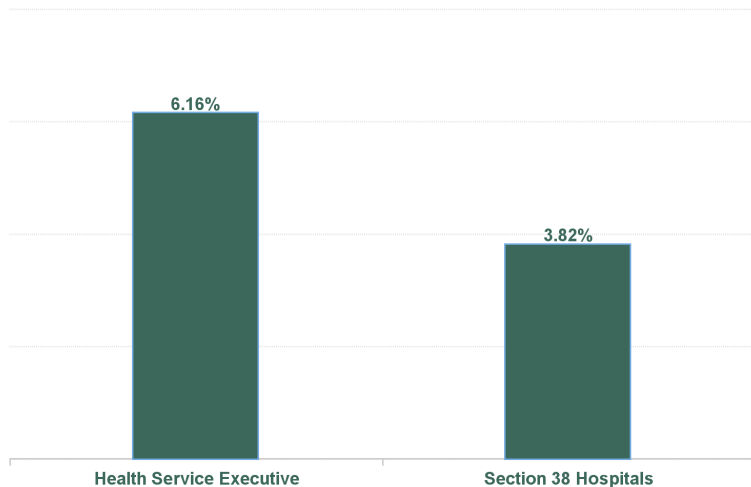
% of Absence Non Covid-19 / Covid-19



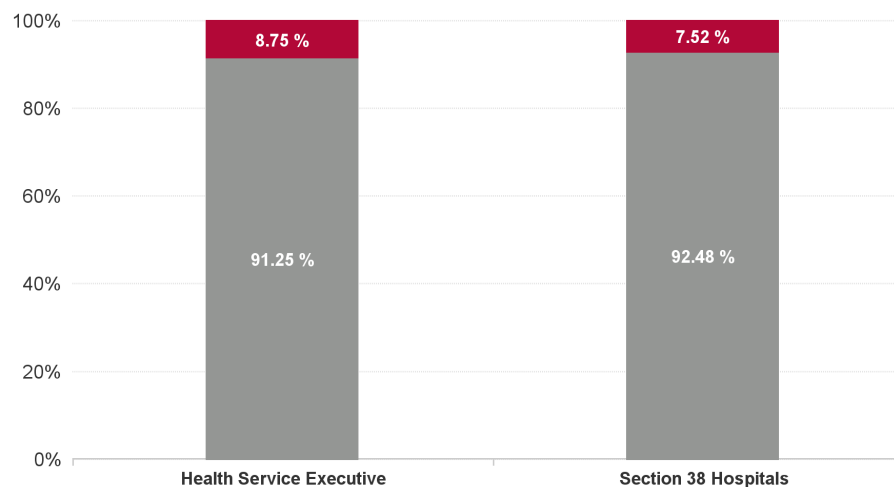
# September 2024

Health Service Absence Rate - by Admin : Sep 2024	Certified absence	Self-certified absence	Non Covid-19 absence	Covid-19 absence	Total absence rate	Medical & Dental	Nursing & Midwifery	Health & Social Care Professionals	Management & Administrative	General Support	Patient & Client Care
<b>Ireland East Hospital Group</b>	<b>4.04%</b>	<b>0.56%</b>	<b>4.60%</b>	<b>0.42%</b>	<b>5.02%</b>	<b>1.22%</b>	<b>5.45%</b>	<b>4.67%</b>	<b>5.55%</b>	<b>7.39%</b>	<b>6.50%</b>
IEHG Bank	2.80%	0.00%	2.80%	0.00%	2.80%		3.05%	0.00%			0.00%
IEHG HQ	1.55%	0.17%	1.72%	0.00%	1.72%		0.00%	0.00%	2.10%		
Lourdes Orthopaedic Kilcreene	4.37%	0.55%	4.93%	0.96%	5.88%	3.11%	6.18%		2.65%	8.38%	
South Tipperary General	5.60%	0.75%	6.35%	0.50%	6.85%	2.60%	5.89%	10.84%	7.34%	7.57%	13.40%
St. Columcille's	5.32%	0.77%	6.09%	0.62%	6.71%	1.21%	8.99%	4.96%	6.19%	9.15%	5.92%
St Luke's General Kilkenny	5.04%	0.56%	5.59%	0.52%	6.11%	0.81%	6.88%	4.78%	7.13%	9.57%	7.30%
UH Waterford	4.60%	0.63%	5.23%	0.48%	5.71%	0.90%	5.97%	5.98%	7.29%	10.01%	7.93%
Wexford General	5.23%	0.71%	5.94%	0.71%	6.65%	1.66%	6.34%	9.37%	6.04%	11.79%	6.12%
<b>Health Service Executive</b>	<b>4.97%</b>	<b>0.65%</b>	<b>5.62%</b>	<b>0.54%</b>	<b>6.16%</b>	<b>1.28%</b>	<b>6.34%</b>	<b>6.69%</b>	<b>6.72%</b>	<b>9.88%</b>	<b>8.02%</b>
National Maternity	3.87%	0.28%	4.15%	0.50%	4.65%	0.94%	4.53%	2.01%	4.08%	9.42%	6.28%
National Rehabilitation Hospital	4.43%	0.56%	4.99%	0.21%	5.21%	0.48%	6.96%	5.05%	3.65%	2.86%	6.25%
Royal Victoria Eye and Ear	4.15%	0.49%	4.64%	0.75%	5.39%	5.23%	9.20%	2.34%	2.10%	0.65%	4.64%
St. Michael's	4.56%	0.39%	4.95%	0.52%	5.47%	2.93%	6.30%	4.06%	8.28%	4.22%	1.30%
St. Vincent's University	2.42%	0.51%	2.92%	0.18%	3.11%	0.62%	3.60%	2.51%	4.48%	3.53%	4.16%
<b>Section 38 Hospitals</b>	<b>3.07%</b>	<b>0.47%</b>	<b>3.54%</b>	<b>0.29%</b>	<b>3.82%</b>	<b>1.14%</b>	<b>4.49%</b>	<b>3.07%</b>	<b>4.45%</b>	<b>4.58%</b>	<b>4.66%</b>

Total Absence Rate



Non Covid-19 & Covid-19 Absence



Health Service Absence Rate - by Staff Category: Sep 2024	Certified absence	Self-certified absence	Non Covid-19 absence	Covid-19 absence	Total absence rate	% Non Covid-19 absence	% Covid-19 absence
<b>IEHG Bank</b>	<b>2.80%</b>	<b>0.00%</b>	<b>2.80%</b>	<b>0.00%</b>	<b>2.80%</b>	<b>100.00%</b>	
Medical & Dental							
Nursing & Midwifery	3.05%	0.00%	3.05%	0.00%	3.05%	100.00%	
Health & Social Care Professionals	0.00%	0.00%	0.00%	0.00%	0.00%		
Management & Administrative							
General Support							
Patient & Client Care	0.00%	0.00%	0.00%	0.00%	0.00%		

Health Service Absence Rate - by Staff Category: Sep 2024	Certified absence	Self-certified absence	Non Covid-19 absence	Covid-19 absence	Total absence rate	% Non Covid-19 absence	% Covid-19 absence
<b>IEHG HQ</b>	<b>1.55%</b>	<b>0.17%</b>	<b>1.72%</b>	<b>0.00%</b>	<b>1.72%</b>	<b>100.00%</b>	
Medical & Dental							
Nursing & Midwifery	0.00%	0.00%	0.00%	0.00%	0.00%		
Health & Social Care Professionals	0.00%	0.00%	0.00%	0.00%	0.00%		
Management & Administrative	1.89%	0.21%	2.10%	0.00%	2.10%	100.00%	
General Support							
Patient & Client Care							

Health Service Absence Rate - by Staff Category: Sep 2024	Certified absence	Self-certified absence	Non Covid-19 absence	Covid-19 absence	Total absence rate	% Non Covid-19 absence	% Covid-19 absence
<b>Lourdes Orthopaedic Kilcreene</b>	<b>4.37%</b>	<b>0.55%</b>	<b>4.93%</b>	<b>0.96%</b>	<b>5.88%</b>	<b>83.76%</b>	<b>16.24%</b>
Medical & Dental	3.11%	0.00%	3.11%	0.00%	3.11%	100.00%	
Nursing & Midwifery	3.94%	0.80%	4.74%	1.44%	6.18%	76.72%	23.28%
Health & Social Care Professionals							
Management & Administrative	1.74%	0.91%	2.65%	0.00%	2.65%	100.00%	
General Support	7.67%	0.00%	7.67%	0.71%	8.38%	91.49%	8.51%
Patient & Client Care							

Health Service Absence Rate - by Staff Category: Sep 2024	Certified absence	Self-certified absence	Non Covid-19 absence	Covid-19 absence	Total absence rate	% Non Covid-19 absence	% Covid-19 absence
<b>National Maternity</b>	<b>3.87%</b>	<b>0.28%</b>	<b>4.15%</b>	<b>0.50%</b>	<b>4.65%</b>	<b>89.35%</b>	<b>10.65%</b>
Medical & Dental	0.94%	0.00%	0.94%	0.00%	0.94%	100.00%	
Nursing & Midwifery	3.67%	0.27%	3.94%	0.58%	4.53%	87.14%	12.86%
Health & Social Care Professionals	1.35%	0.20%	1.55%	0.46%	2.01%	77.15%	22.85%
Management & Administrative	3.62%	0.21%	3.82%	0.25%	4.08%	93.80%	6.20%
General Support	8.13%	0.35%	8.48%	0.93%	9.42%	90.09%	9.91%
Patient & Client Care	4.70%	1.18%	5.88%	0.40%	6.28%	93.63%	6.37%

Health Service Absence Rate - by Staff Category: Sep 2024	Certified absence	Self-certified absence	Non Covid-19 absence	Covid-19 absence	Total absence rate	% Non Covid-19 absence	% Covid-19 absence
<b>National Rehabilitation Hospital</b>	<b>4.43%</b>	<b>0.56%</b>	<b>4.99%</b>	<b>0.21%</b>	<b>5.21%</b>	<b>95.88%</b>	<b>4.12%</b>
Medical & Dental	0.00%	0.48%	0.48%	0.00%	0.48%	100.00%	
Nursing & Midwifery	5.94%	0.75%	6.68%	0.28%	6.96%	95.94%	4.06%
Health & Social Care Professionals	4.32%	0.47%	4.80%	0.25%	5.05%	95.04%	4.96%
Management & Administrative	3.05%	0.37%	3.42%	0.23%	3.65%	93.65%	6.35%
General Support	2.68%	0.18%	2.86%	0.00%	2.86%	100.00%	
Patient & Client Care	5.26%	0.80%	6.06%	0.20%	6.25%	96.88%	3.12%

Health Service Absence Rate - by Staff Category: Sep 2024	Certified absence	Self-certified absence	Non Covid-19 absence	Covid-19 absence	Total absence rate	% Non Covid-19 absence	% Covid-19 absence
<b>Royal Victoria Eye and Ear</b>	<b>4.15%</b>	<b>0.49%</b>	<b>4.64%</b>	<b>0.75%</b>	<b>5.39%</b>	<b>86.10%</b>	<b>13.90%</b>
Medical & Dental	4.90%	0.34%	5.23%	0.00%	5.23%	100.00%	
Nursing & Midwifery	6.89%	0.80%	7.68%	1.52%	9.20%	83.50%	16.50%
Health & Social Care Professionals	1.52%	0.25%	1.77%	0.56%	2.34%	75.85%	24.15%
Management & Administrative	1.36%	0.26%	1.62%	0.48%	2.10%	77.33%	22.67%
General Support	0.37%	0.28%	0.65%	0.00%	0.65%	100.00%	
Patient & Client Care	2.64%	0.56%	3.20%	1.44%	4.64%	68.90%	31.10%

Health Service Absence Rate - by Staff Category: Sep 2024	Certified absence	Self-certified absence	Non Covid-19 absence	Covid-19 absence	Total absence rate	% Non Covid-19 absence	% Covid-19 absence
<b>South Tipperary General</b>	<b>5.60%</b>	<b>0.75%</b>	<b>6.35%</b>	<b>0.50%</b>	<b>6.85%</b>	<b>92.73%</b>	<b>7.27%</b>
Medical & Dental	2.29%	0.32%	2.60%	0.00%	2.60%	100.00%	
Nursing & Midwifery	4.20%	1.08%	5.28%	0.62%	5.89%	89.53%	10.47%
Health & Social Care Professionals	10.15%	0.24%	10.38%	0.46%	10.84%	95.76%	4.24%
Management & Administrative	7.04%	0.26%	7.30%	0.03%	7.34%	99.55%	0.45%
General Support	6.53%	0.66%	7.19%	0.38%	7.57%	94.96%	5.04%
Patient & Client Care	10.72%	1.10%	11.82%	1.58%	13.40%	88.19%	11.81%

Health Service Absence Rate - by Staff Category: Sep 2024	Certified absence	Self-certified absence	Non Covid-19 absence	Covid-19 absence	Total absence rate	% Non Covid-19 absence	% Covid-19 absence
<b>St. Columcille's</b>	<b>5.32%</b>	<b>0.77%</b>	<b>6.09%</b>	<b>0.62%</b>	<b>6.71%</b>	<b>90.79%</b>	<b>9.21%</b>
Medical & Dental	0.00%	1.21%	1.21%	0.00%	1.21%	100.00%	
Nursing & Midwifery	6.53%	1.31%	7.84%	1.15%	8.99%	87.20%	12.80%
Health & Social Care Professionals	3.97%	0.19%	4.16%	0.80%	4.96%	83.86%	16.14%
Management & Administrative	5.58%	0.26%	5.83%	0.36%	6.19%	94.22%	5.78%
General Support	8.67%	0.48%	9.15%	0.00%	9.15%	100.00%	
Patient & Client Care	5.41%	0.37%	5.78%	0.14%	5.92%	97.66%	2.34%



Health Service Absence Rate - by Staff Category: Sep 2024	Certified absence	Self-certified absence	Non Covid-19 absence	Covid-19 absence	Total absence rate	% Non Covid-19 absence	% Covid-19 absence
<b>St Luke's General Kilkenny</b>	<b>5.04%</b>	<b>0.56%</b>	<b>5.59%</b>	<b>0.52%</b>	<b>6.11%</b>	<b>91.52%</b>	<b>8.48%</b>
Medical & Dental	0.40%	0.17%	0.57%	0.24%	0.81%	70.79%	29.21%
Nursing & Midwifery	5.43%	0.88%	6.31%	0.57%	6.88%	91.70%	8.30%
Health & Social Care Professionals	3.97%	0.59%	4.56%	0.22%	4.78%	95.43%	4.57%
Management & Administrative	6.68%	0.29%	6.97%	0.16%	7.13%	97.71%	2.29%
General Support	8.40%	0.29%	8.70%	0.87%	9.57%	90.87%	9.13%
Patient & Client Care	5.76%	0.63%	6.40%	0.90%	7.30%	87.65%	12.35%

Health Service Absence Rate - by Staff Category: Sep 2024	Certified absence	Self-certified absence	Non Covid-19 absence	Covid-19 absence	Total absence rate	% Non Covid-19 absence	% Covid-19 absence
<b>St. Michael's</b>	<b>4.56%</b>	<b>0.39%</b>	<b>4.95%</b>	<b>0.52%</b>	<b>5.47%</b>	<b>90.49%</b>	<b>9.51%</b>
Medical & Dental	2.93%	0.00%	2.93%	0.00%	2.93%	100.00%	
Nursing & Midwifery	4.37%	0.72%	5.09%	1.21%	6.30%	80.79%	19.21%
Health & Social Care Professionals	3.66%	0.40%	4.06%	0.00%	4.06%	100.00%	
Management & Administrative	7.97%	0.24%	8.22%	0.06%	8.28%	99.26%	0.74%
General Support	4.22%	0.00%	4.22%	0.00%	4.22%	100.00%	
Patient & Client Care	1.30%	0.00%	1.30%	0.00%	1.30%	100.00%	

Health Service Absence Rate - by Staff Category: Sep 2024	Certified absence	Self-certified absence	Non Covid-19 absence	Covid-19 absence	Total absence rate	% Non Covid-19 absence	% Covid-19 absence
<b>St. Vincent's University</b>	<b>2.42%</b>	<b>0.51%</b>	<b>2.92%</b>	<b>0.18%</b>	<b>3.11%</b>	<b>94.06%</b>	<b>5.94%</b>
Medical & Dental	0.32%	0.29%	0.61%	0.02%	0.62%	97.57%	2.43%
Nursing & Midwifery	2.86%	0.55%	3.40%	0.19%	3.60%	94.61%	5.39%
Health & Social Care Professionals	1.80%	0.44%	2.25%	0.26%	2.51%	89.52%	10.48%
Management & Administrative	3.48%	0.69%	4.17%	0.31%	4.48%	93.15%	6.85%
General Support	2.89%	0.54%	3.43%	0.10%	3.53%	97.13%	2.87%
Patient & Client Care	3.39%	0.49%	3.87%	0.29%	4.16%	93.01%	6.99%

Health Service Absence Rate - by Staff Category: Sep 2024	Certified absence	Self-certified absence	Non Covid-19 absence	Covid-19 absence	Total absence rate	% Non Covid-19 absence	% Covid-19 absence
<b>UH Waterford</b>	<b>4.60%</b>	<b>0.63%</b>	<b>5.23%</b>	<b>0.48%</b>	<b>5.71%</b>	<b>91.56%</b>	<b>8.44%</b>
Medical & Dental	0.52%	0.34%	0.86%	0.04%	0.90%	95.42%	4.58%
Nursing & Midwifery	4.28%	0.91%	5.19%	0.78%	5.97%	86.97%	13.03%
Health & Social Care Professionals	5.07%	0.42%	5.49%	0.49%	5.98%	91.73%	8.27%
Management & Administrative	6.66%	0.39%	7.05%	0.25%	7.29%	96.63%	3.37%
General Support	8.95%	0.78%	9.73%	0.28%	10.01%	97.17%	2.83%
Patient & Client Care	6.43%	0.53%	6.96%	0.97%	7.93%	87.75%	12.25%

Health Service Absence Rate - by Staff Category: Sep 2024	Certified absence	Self-certified absence	Non Covid-19 absence	Covid-19 absence	Total absence rate	% Non Covid-19 absence	% Covid-19 absence
<b>Wexford General</b>	<b>5.23%</b>	<b>0.71%</b>	<b>5.94%</b>	<b>0.71%</b>	<b>6.65%</b>	<b>89.34%</b>	<b>10.66%</b>
Medical & Dental	1.08%	0.58%	1.66%	0.00%	1.66%	100.00%	
Nursing & Midwifery	4.72%	0.98%	5.70%	0.63%	6.34%	89.99%	10.01%
Health & Social Care Professionals	8.35%	0.56%	8.91%	0.46%	9.37%	95.07%	4.93%
Management & Administrative	5.19%	0.35%	5.54%	0.50%	6.04%	91.78%	8.22%
General Support	9.42%	0.50%	9.92%	1.87%	11.79%	84.16%	15.84%
Patient & Client Care	4.88%	0.64%	5.52%	0.60%	6.12%	90.25%	9.75%

Year / Month	Certified absence	Self-certified absence	Non Covid-19 absence	Covid-19 absence	Total absence rate	Medical & Dental	Nursing & Midwifery	Health & Social Care Professionals	Management & Administrative	General Support	Patient & Client Care
Sep 2024	4.04%	0.56%	4.60%	0.42%	5.02%	1.22%	5.45%	4.67%	5.55%	7.39%	6.50%
Aug 2024	4.18%	0.46%	4.64%	0.47%	5.12%	1.21%	5.29%	4.77%	5.72%	8.04%	6.89%
Jul 2024	4.28%	0.54%	4.82%	0.73%	5.55%	1.41%	5.81%	5.39%	5.64%	8.61%	7.94%
Jun 2024	4.39%	0.58%	4.97%	0.61%	5.58%	2.12%	5.83%	5.10%	5.29%	7.98%	7.96%
May 2024	4.35%	0.56%	4.90%	0.23%	5.14%	1.78%	5.50%	4.34%	5.24%	7.66%	6.91%
Apr 2024	4.42%	0.59%	5.01%	0.16%	5.17%	1.69%	5.52%	4.26%	4.93%	7.99%	7.44%
Mar 2024	4.43%	0.66%	5.10%	0.17%	5.26%	1.81%	5.74%	4.14%	5.06%	7.60%	7.68%
Feb 2024	4.57%	0.63%	5.21%	0.26%	5.47%	1.70%	5.78%	4.61%	6.02%	7.79%	7.57%
Jan 2024	4.54%	0.68%	5.22%	0.61%	5.83%	1.43%	6.55%	5.36%	6.02%	7.99%	7.64%
<b>2024</b>	<b>4.35%</b>	<b>0.59%</b>	<b>4.94%</b>	<b>0.41%</b>	<b>5.35%</b>	<b>1.58%</b>	<b>5.72%</b>	<b>4.74%</b>	<b>5.50%</b>	<b>7.90%</b>	<b>7.39%</b>
Dec 2023	4.30%	0.74%	5.04%	0.58%	5.62%	0.98%	6.13%	5.96%	5.80%	7.70%	7.47%
Nov 2023	3.85%	0.61%	4.45%	0.39%	4.84%	0.97%	5.47%	4.56%	4.92%	7.33%	5.65%
Oct 2023	3.84%	0.57%	4.42%	0.51%	4.92%	1.20%	5.42%	4.13%	5.17%	7.01%	6.99%
Sep 2023	3.82%	0.64%	4.46%	0.65%	5.11%	1.36%	6.06%	4.65%	4.83%	6.52%	6.94%
Aug 2023	4.20%	0.55%	4.75%	0.69%	5.44%	1.32%	6.60%	4.24%	4.71%	7.22%	7.90%
Jul 2023	4.22%	0.52%	4.74%	0.29%	5.03%	1.02%	5.97%	3.77%	5.17%	6.44%	7.06%
Jun 2023	4.13%	0.52%	4.66%	0.22%	4.87%	1.36%	5.46%	3.79%	4.83%	6.48%	7.52%
May 2023	3.81%	0.58%	4.39%	0.35%	4.74%	1.59%	5.48%	3.97%	4.17%	6.17%	6.83%
Apr 2023	3.77%	0.57%	4.34%	0.44%	4.78%	1.56%	5.60%	3.36%	4.76%	6.18%	6.23%
Mar 2023	3.65%	0.56%	4.21%	0.50%	4.72%	1.72%	5.42%	3.70%	4.82%	6.28%	5.70%
Feb 2023	3.51%	0.48%	3.98%	0.39%	4.38%	1.25%	5.18%	3.83%	4.17%	5.95%	4.79%
Jan 2023	4.23%	0.57%	4.80%	0.71%	5.51%	1.59%	6.73%	3.89%	5.01%	7.68%	6.32%
<b>2023</b>	<b>3.94%</b>	<b>0.58%</b>	<b>4.52%</b>	<b>0.48%</b>	<b>5.00%</b>	<b>1.33%</b>	<b>5.80%</b>	<b>4.16%</b>	<b>4.86%</b>	<b>6.75%</b>	<b>6.64%</b>
Dec 2022	4.35%	0.73%	5.08%	1.47%	6.55%	2.06%	7.63%	4.68%	6.42%	8.82%	8.57%
Nov 2022	3.43%	0.54%	3.97%	0.75%	4.72%	1.87%	5.34%	3.42%	4.19%	7.12%	6.12%
Oct 2022	3.46%	0.46%	3.91%	0.78%	4.70%	1.71%	5.21%	3.58%	4.18%	6.62%	7.09%
Sep 2022	3.35%	0.50%	3.85%	0.65%	4.50%	1.05%	5.34%	3.51%	3.58%	7.03%	6.29%
Aug 2022	3.55%	0.42%	3.97%	0.73%	4.70%	1.53%	5.27%	3.62%	3.81%	7.40%	6.84%
Jul 2022	3.74%	0.40%	4.14%	1.61%	5.75%	2.00%	6.28%	4.77%	5.80%	8.08%	7.50%
Jun 2022	4.39%	0.50%	4.89%	1.90%	6.79%	2.79%	7.69%	5.63%	5.85%	8.89%	9.12%
May 2022	3.73%	0.58%	4.31%	1.38%	5.69%	2.13%	6.55%	4.99%	5.09%	7.44%	7.42%
Apr 2022	4.03%	0.42%	4.45%	3.87%	8.32%	2.85%	9.63%	7.34%	7.06%	11.40%	10.86%
Mar 2022	3.81%	0.40%	4.21%	7.56%	11.77%	4.70%	14.04%	13.28%	10.62%	13.23%	11.62%
Feb 2022	3.58%	0.48%	4.06%	4.55%	8.61%	2.62%	10.40%	9.40%	7.56%	10.20%	9.69%
Jan 2022	3.62%	0.33%	3.96%	6.44%	10.39%	3.68%	9.76%	12.97%	11.93%	15.66%	10.38%
<b>2022</b>	<b>3.73%</b>	<b>0.48%</b>	<b>4.22%</b>	<b>2.65%</b>	<b>6.86%</b>	<b>2.39%</b>	<b>7.76%</b>	<b>6.46%</b>	<b>6.35%</b>	<b>9.30%</b>	<b>8.38%</b>
Dec 2021	4.08%	0.41%	4.49%	5.50%	9.99%	3.42%	11.47%	11.85%	8.65%	12.27%	11.17%
Nov 2021	4.33%	0.60%	4.93%	3.70%	8.63%	2.23%	8.43%	11.12%	9.80%	13.02%	8.57%
Oct 2021	4.24%	0.51%	4.75%	2.59%	7.34%	3.26%	7.56%	8.00%	7.38%	10.04%	8.28%
Sep 2021	3.96%	0.47%	4.43%	1.25%	5.68%	1.90%	6.26%	4.67%	5.36%	9.00%	6.98%
Aug 2021	4.02%	0.40%	4.42%	1.90%	6.32%	2.69%	7.58%	5.02%	5.25%	8.25%	7.73%
Jul 2021	3.56%	0.39%	3.94%	1.00%	4.94%	0.99%	5.84%	4.57%	4.68%	6.52%	6.38%
Jun 2021	3.42%	0.40%	3.82%	0.47%	4.29%	1.25%	5.14%	3.25%	3.36%	5.93%	6.42%
May 2021	3.38%	0.35%	3.73%	0.52%	4.26%	1.14%	5.06%	3.40%	3.49%	6.26%	5.34%
Apr 2021	3.07%	0.31%	3.38%	0.75%	4.13%	0.95%	4.94%	3.29%	3.47%	6.07%	5.49%
Mar 2021	3.12%	0.33%	3.45%	1.01%	4.46%	1.26%	5.32%	3.71%	3.94%	5.52%	7.06%
Feb 2021	3.64%	0.45%	4.08%	1.89%	5.98%	1.65%	6.72%	4.70%	5.67%	8.72%	8.79%

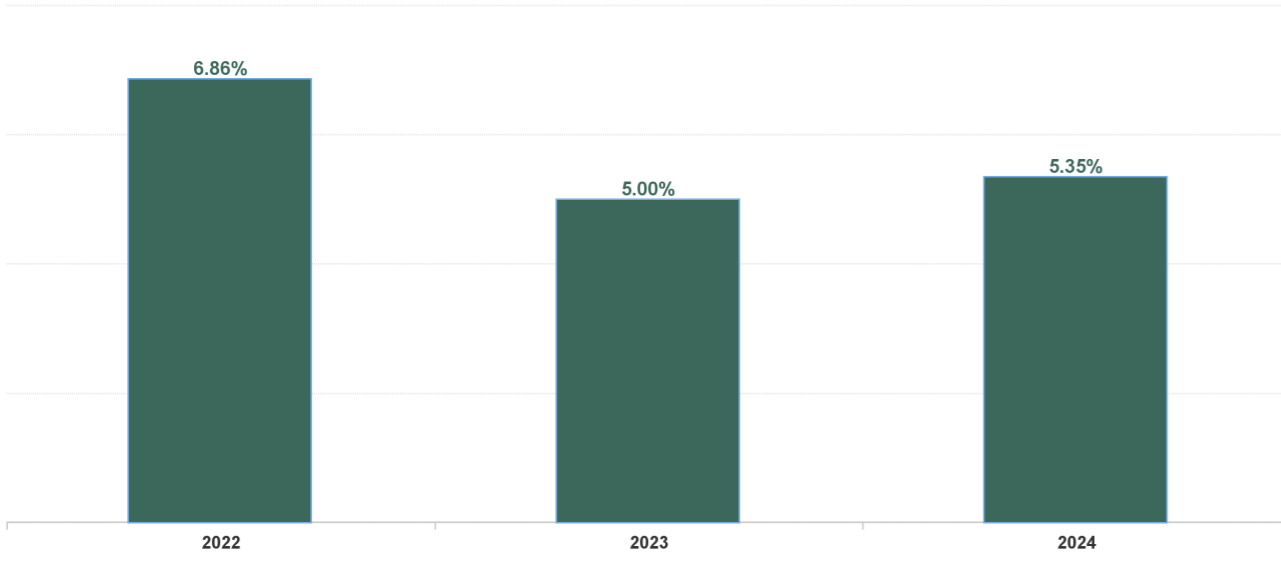
Jan 2021	3.71%	0.30%	4.01%	5.89%	9.90%
<b>2021</b>	<b>3.72%</b>	<b>0.41%</b>	<b>4.13%</b>	<b>2.22%</b>	<b>6.35%</b>

5.81%	12.00%	7.43%	7.31%	11.64%	12.34%
<b>2.20%</b>	<b>7.21%</b>	<b>6.01%</b>	<b>5.72%</b>	<b>8.62%</b>	<b>7.90%</b>

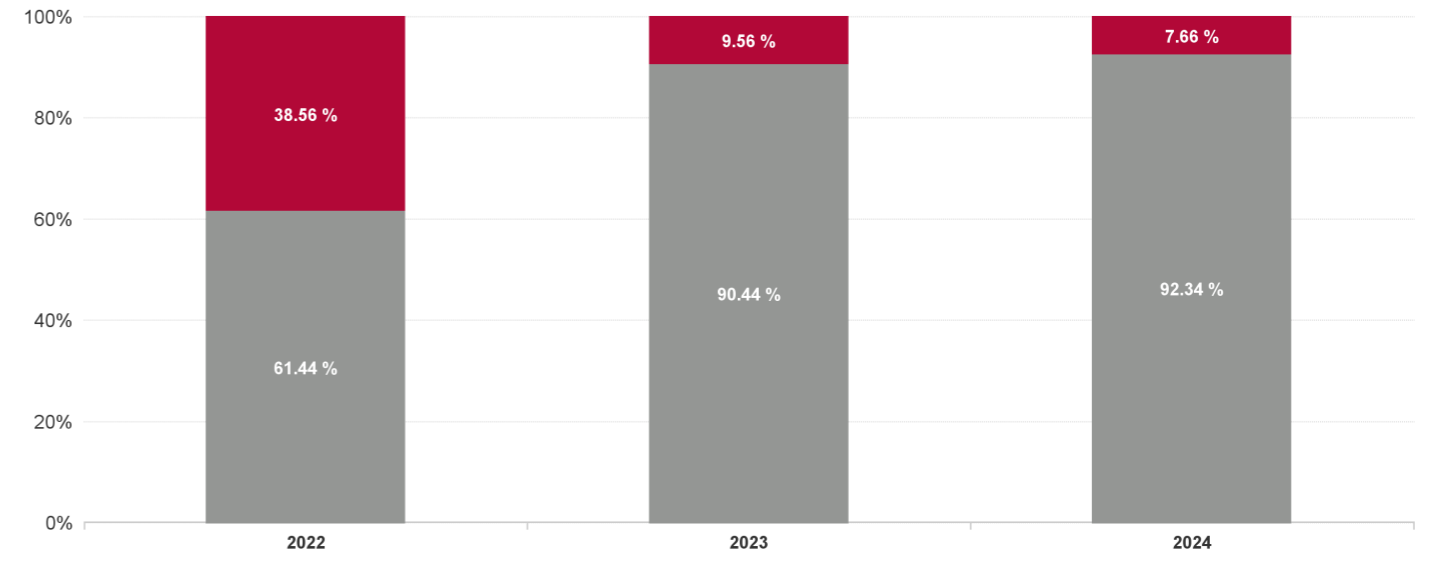


2021	3.72%	0.41%	4.13%	2.22%	6.35%			5.52%	3.75%	4.52%	4.19%	7.33%	7.37%	7.88%	5.18%	6.52%	6.08%	7.57%	6.35%
------	-------	-------	-------	-------	-------	--	--	-------	-------	-------	-------	-------	-------	-------	-------	-------	-------	-------	-------

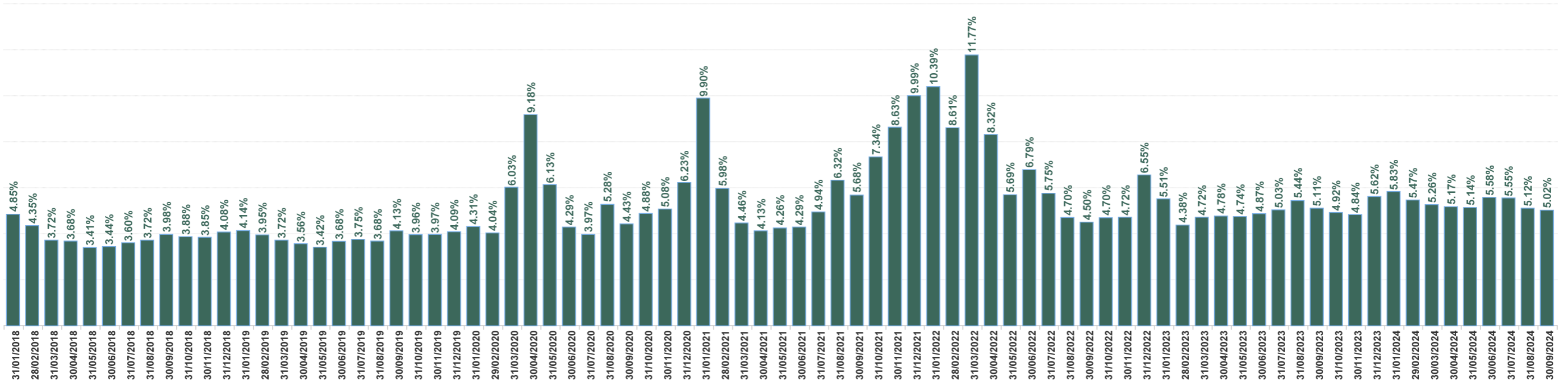
Total Absence Rate



% of Absence Non Covid-19 / Covid-19



Total Absence Rate





Year / Month	Certified absence	Self-certified absence	Non Covid-19 absence	Covid-19 absence	Total absence rate	Health Service Executive	Section 38 Hospitals	Ireland East Hospital Group
Sep 2024	4.04%	0.56%	4.60%	0.42%	5.02%	6.16%	3.82%	5.02%
Aug 2024	4.18%	0.46%	4.64%	0.47%	5.12%	6.48%	3.73%	5.12%
Jul 2024	4.28%	0.54%	4.82%	0.73%	5.55%	6.65%	4.45%	5.55%
Jun 2024	4.39%	0.58%	4.97%	0.61%	5.58%	6.62%	4.48%	5.58%
May 2024	4.35%	0.56%	4.90%	0.23%	5.14%	6.07%	4.18%	5.14%
Apr 2024	4.42%	0.59%	5.01%	0.16%	5.17%	5.97%	4.32%	5.17%
Mar 2024	4.43%	0.66%	5.10%	0.17%	5.26%	5.84%	4.65%	5.26%
Feb 2024	4.57%	0.63%	5.21%	0.26%	5.47%	6.40%	4.43%	5.47%
Jan 2024	4.54%	0.68%	5.22%	0.61%	5.83%	7.29%	4.25%	5.83%
<b>2024</b>	<b>4.35%</b>	<b>0.59%</b>	<b>4.94%</b>	<b>0.41%</b>	<b>5.35%</b>	<b>6.39%</b>	<b>4.25%</b>	<b>5.35%</b>
Dec 2023	4.30%	0.74%	5.04%	0.58%	5.62%	6.84%	4.29%	5.62%
Nov 2023	3.85%	0.61%	4.45%	0.39%	4.84%	6.01%	3.60%	4.84%
Oct 2023	3.84%	0.57%	4.42%	0.51%	4.92%	6.06%	3.75%	4.92%
Sep 2023	3.82%	0.64%	4.46%	0.65%	5.11%	6.12%	4.02%	5.11%
Aug 2023	4.20%	0.55%	4.75%	0.69%	5.44%	6.54%	4.36%	5.44%
Jul 2023	4.22%	0.52%	4.74%	0.29%	5.03%	5.71%	4.29%	5.03%
Jun 2023	4.13%	0.52%	4.66%	0.22%	4.87%	5.59%	4.14%	4.87%
May 2023	3.81%	0.58%	4.39%	0.35%	4.74%	5.29%	4.16%	4.74%
Apr 2023	3.77%	0.57%	4.34%	0.44%	4.78%	5.41%	4.13%	4.78%
Mar 2023	3.65%	0.56%	4.21%	0.50%	4.72%	5.89%	3.55%	4.72%
Feb 2023	3.51%	0.48%	3.98%	0.39%	4.38%	5.59%	3.14%	4.38%
Jan 2023	4.23%	0.57%	4.80%	0.71%	5.51%	6.73%	4.24%	5.51%
<b>2023</b>	<b>3.94%</b>	<b>0.58%</b>	<b>4.52%</b>	<b>0.48%</b>	<b>5.00%</b>	<b>5.99%</b>	<b>3.97%</b>	<b>5.00%</b>
Dec 2022	4.35%	0.73%	5.08%	1.47%	6.55%	8.48%	4.63%	6.55%
Nov 2022	3.43%	0.54%	3.97%	0.75%	4.72%	6.19%	3.17%	4.72%
Oct 2022	3.46%	0.46%	3.91%	0.78%	4.70%	5.94%	3.42%	4.70%
Sep 2022	3.35%	0.50%	3.85%	0.65%	4.50%	5.98%	3.02%	4.50%
Aug 2022	3.55%	0.42%	3.97%	0.73%	4.70%	6.08%	3.38%	4.70%
Jul 2022	3.74%	0.40%	4.14%	1.61%	5.75%	7.91%	3.66%	5.75%
Jun 2022	4.39%	0.50%	4.89%	1.90%	6.79%	7.55%	4.77%	6.79%

May 2022	3.73%	0.58%	4.31%	1.38%	5.69%	6.49%	4.91%	<b>5.69%</b>
Apr 2022	4.03%	0.42%	4.45%	3.87%	8.32%	8.44%	8.19%	<b>8.32%</b>
Mar 2022	3.81%	0.40%	4.21%	7.56%	11.77%	10.67%	12.85%	<b>11.77%</b>
Feb 2022	3.58%	0.48%	4.06%	4.55%	8.61%	8.29%	8.93%	<b>8.61%</b>
Jan 2022	3.62%	0.33%	3.96%	6.44%	10.39%	10.88%	9.90%	<b>10.39%</b>
<b>2022</b>	<b>3.73%</b>	<b>0.48%</b>	<b>4.22%</b>	<b>2.65%</b>	<b>6.86%</b>	<b>7.73%</b>	<b>5.95%</b>	<b>6.86%</b>
Dec 2021	4.08%	0.41%	4.49%	5.50%	9.99%	9.36%	10.59%	<b>9.99%</b>
Nov 2021	4.33%	0.60%	4.93%	3.70%	8.63%	8.70%	8.57%	<b>8.63%</b>
Oct 2021	4.24%	0.51%	4.75%	2.59%	7.34%	7.45%	7.23%	<b>7.34%</b>
Sep 2021	3.96%	0.47%	4.43%	1.25%	5.68%	6.66%	4.69%	<b>5.68%</b>
Aug 2021	4.02%	0.40%	4.42%	1.90%	6.32%	6.72%	5.96%	<b>6.32%</b>
Jul 2021	3.56%	0.39%	3.94%	1.00%	4.94%	6.05%	3.88%	<b>4.94%</b>
Jun 2021	3.42%	0.40%	3.82%	0.47%	4.29%	5.46%	3.14%	<b>4.29%</b>
May 2021	3.38%	0.35%	3.73%	0.52%	4.26%	5.09%	3.42%	<b>4.26%</b>
Apr 2021	3.07%	0.31%	3.38%	0.75%	4.13%	4.77%	3.46%	<b>4.13%</b>
Mar 2021	3.12%	0.33%	3.45%	1.01%	4.46%	5.50%	3.46%	<b>4.46%</b>
Feb 2021	3.64%	0.45%	4.08%	1.89%	5.98%	7.22%	4.72%	<b>5.98%</b>
Jan 2021	3.71%	0.30%	4.01%	5.89%	9.90%	11.06%	8.71%	<b>9.90%</b>

Total Absence Rate

