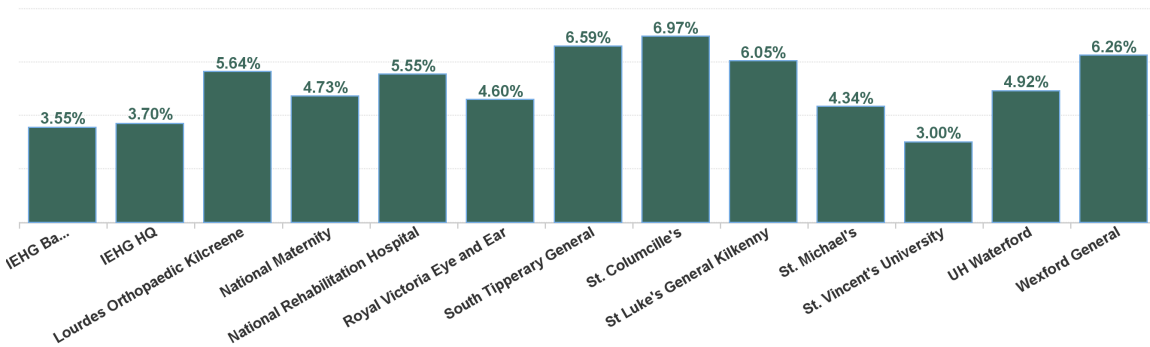


## October 2024

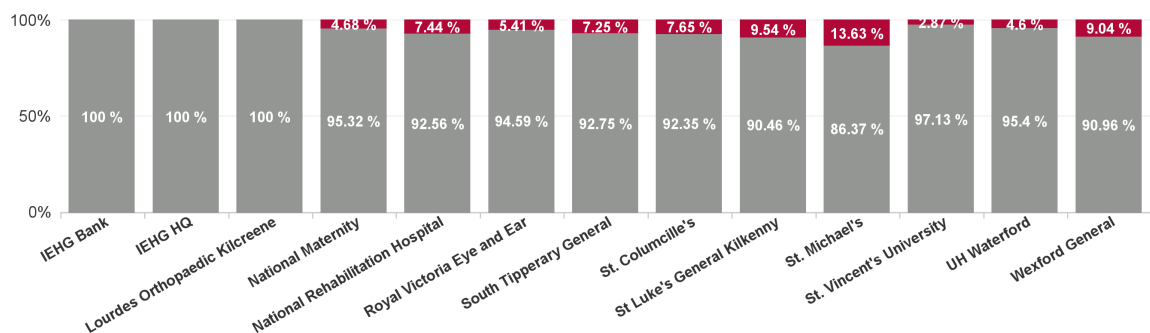
Health Service Absence Rate - by Staff Category: Oct 2024	Certified absence	Self-certified absence	Non Covid-19 absence	Covid-19 absence	Total absence rate	% Non Covid-19 absence	% Covid-19 absence
<b>Ireland East Hospital Group</b>	<b>3.93%</b>	<b>0.55%</b>	<b>4.47%</b>	<b>0.30%</b>	<b>4.77%</b>	<b>93.70%</b>	<b>6.30%</b>
Medical & Dental	1.09%	0.33%	1.43%	0.06%	1.49%	96.06%	3.94%
Nursing & Midwifery	3.83%	0.69%	4.52%	0.38%	4.90%	92.29%	7.71%
Health & Social Care Professionals	3.73%	0.46%	4.19%	0.19%	4.39%	95.64%	4.36%
Management & Administrative	4.47%	0.36%	4.83%	0.19%	5.03%	96.13%	3.87%
General Support	6.11%	0.51%	6.62%	0.52%	7.14%	92.73%	7.27%
Patient & Client Care	6.02%	0.79%	6.81%	0.43%	7.24%	94.12%	5.88%

Health Service Absence Rate - by Care Group: Oct 2024	Certified absence	Self-certified absence	Non Covid-19 absence	Covid-19 absence	Total absence rate	% Non Covid-19 absence	% Covid-19 absence
<b>Ireland East Hospital Group</b>	<b>3.93%</b>	<b>0.55%</b>	<b>4.47%</b>	<b>0.30%</b>	<b>4.77%</b>	<b>93.70%</b>	<b>6.30%</b>
IEHG Bank	2.40%	1.15%	3.55%	0.00%	3.55%	100.00%	0.00%
IEHG HQ	3.70%	0.00%	3.70%	0.00%	3.70%	100.00%	0.00%
Lourdes Orthopaedic Kilcreene	5.34%	0.30%	5.64%	0.00%	5.64%	100.00%	0.00%
National Maternity	4.15%	0.36%	4.51%	0.22%	4.73%	95.32%	4.68%
National Rehabilitation Hospital	4.10%	1.04%	5.14%	0.41%	5.55%	92.56%	7.44%
Royal Victoria Eye and Ear	3.84%	0.52%	4.35%	0.25%	4.60%	94.59%	5.41%
South Tipperary General	5.58%	0.53%	6.11%	0.48%	6.59%	92.75%	7.25%
St. Columcille's	5.74%	0.69%	6.43%	0.53%	6.97%	92.35%	7.65%
St Luke's General Kilkenny	4.98%	0.49%	5.47%	0.58%	6.05%	90.46%	9.54%
St. Michael's	3.27%	0.48%	3.75%	0.59%	4.34%	86.37%	13.63%
St. Vincent's University	2.48%	0.43%	2.91%	0.09%	3.00%	97.13%	2.87%
UH Waterford	4.08%	0.61%	4.70%	0.23%	4.92%	95.40%	4.60%
Wexford General	4.93%	0.77%	5.69%	0.57%	6.26%	90.96%	9.04%

Total Absence Rate



% of Absence Non Covid-19 / Covid-19



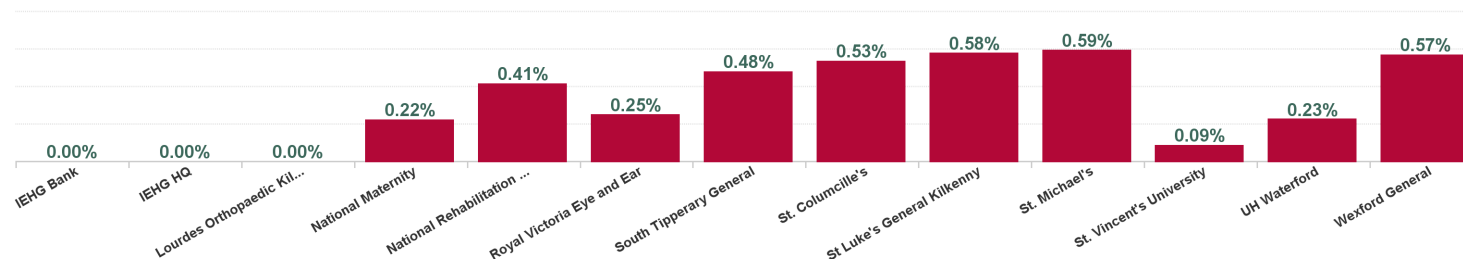
## October 2024

Health Service Absence Rate - by Hospital : Oct 2024	Certified absence	Self-certified absence	Non Covid-19 absence	Covid-19 absence	Total absence rate	Medical & Dental	Nursing & Midwifery	Health & Social Care Professionals	Management & Administrative	General Support	Patient & Client Care
<b>Ireland East Hospital Group</b>	<b>3.93%</b>	<b>0.55%</b>	<b>4.47%</b>	<b>0.30%</b>	<b>4.77%</b>	<b>1.49%</b>	<b>4.90%</b>	<b>4.39%</b>	<b>5.03%</b>	<b>7.14%</b>	<b>7.24%</b>
IEHG Bank	2.40%	1.15%	3.55%	0.00%	3.55%		2.87%	15.38%			0.00%
IEHG HQ	3.70%	0.00%	3.70%	0.00%	3.70%		1.25%	0.00%	4.25%		
Lourdes Orthopaedic Kilcreene	5.34%	0.30%	5.64%	0.00%	5.64%	1.80%	6.85%		0.00%	7.68%	
National Maternity	4.15%	0.36%	4.51%	0.22%	4.73%	1.59%	5.08%	1.41%	5.57%	6.21%	8.19%
National Rehabilitation Hospital	4.10%	1.04%	5.14%	0.41%	5.55%	3.21%	7.50%	4.03%	4.41%	3.56%	7.56%
Royal Victoria Eye and Ear	3.84%	0.52%	4.35%	0.25%	4.60%	4.57%	5.32%	0.60%	3.79%	6.17%	3.76%
South Tipperary General	5.58%	0.53%	6.11%	0.48%	6.59%	3.18%	5.22%	9.31%	8.38%	7.77%	11.77%
St. Columcille's	5.74%	0.69%	6.43%	0.53%	6.97%	1.59%	6.50%	8.52%	7.41%	6.76%	8.79%
St Luke's General Kilkenny	4.98%	0.49%	5.47%	0.58%	6.05%	1.26%	6.45%	5.16%	6.07%	11.70%	5.87%
St. Michael's	3.27%	0.48%	3.75%	0.59%	4.34%	3.30%	7.02%	0.00%	0.13%	9.17%	0.65%
St. Vincent's University	2.48%	0.43%	2.91%	0.09%	3.00%	0.90%	3.03%	2.94%	4.31%	2.90%	5.73%
UH Waterford	4.08%	0.61%	4.70%	0.23%	4.92%	0.99%	4.79%	5.73%	5.66%	8.84%	8.77%
Wexford General	4.93%	0.77%	5.69%	0.57%	6.26%	1.81%	6.54%	5.83%	4.53%	10.44%	7.25%

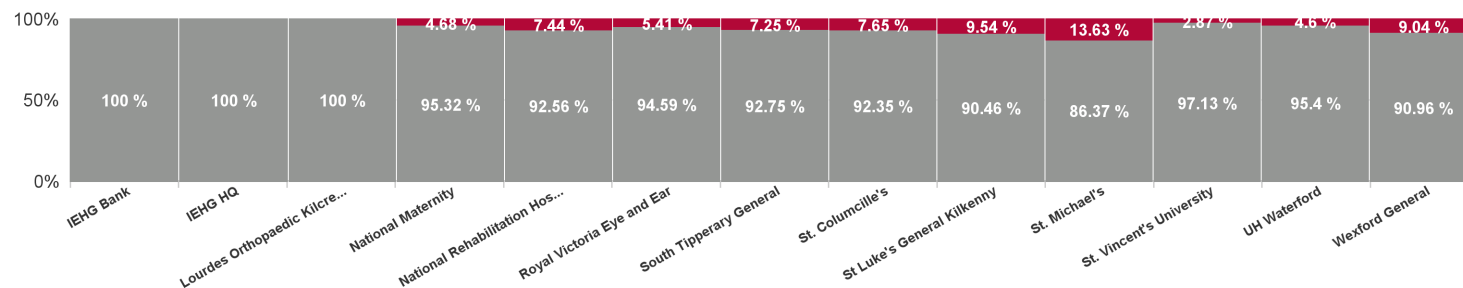
October 2024

Health Service Absence Rate - by Staff Category & Hospital: Oct 2024	Non Covid-19 absence	Covid-19 absence	Total absence rate	Medical & Dental	Nursing & Midwifery	Health & Social Care Professionals	Management & Administrative	General Support	Patient & Client Care
<b>Ireland East Hospital Group</b>	<b>4.47%</b>	<b>0.30%</b>	<b>0.30%</b>	<b>0.06%</b>	<b>0.38%</b>	<b>0.19%</b>	<b>0.19%</b>	<b>0.52%</b>	<b>0.43%</b>
IEHG Bank	3.55%	0.00%	3.55%		0.00%	0.00%			0.00%
IEHG HQ	3.70%	0.00%	3.70%		0.00%	0.00%	0.00%		
Lourdes Orthopaedic Kilcreene	5.64%	0.00%	5.64%	0.00%	0.00%		0.00%	0.00%	
National Maternity	4.51%	0.22%	4.73%	0.00%	0.33%	0.21%	0.26%	0.15%	0.00%
National Rehabilitation Hospital	5.14%	0.41%	5.55%	0.00%	0.76%	0.14%	0.50%	0.00%	0.55%
Royal Victoria Eye and Ear	4.35%	0.25%	4.60%	0.00%	0.60%	0.00%	0.11%	0.00%	0.00%
South Tipperary General	6.11%	0.48%	6.59%	0.03%	0.34%	0.69%	0.21%	0.71%	1.72%
St. Columcille's	6.43%	0.53%	6.97%	0.96%	0.92%	0.12%	0.00%	0.56%	0.31%
St Luke's General Kilkenny	5.47%	0.58%	6.05%	0.00%	0.33%	0.32%	0.33%	2.28%	0.67%
St. Michael's	3.75%	0.59%	4.34%	0.00%	1.33%	0.00%	0.00%	0.00%	0.43%
St. Vincent's University	2.91%	0.09%	3.00%	0.03%	0.09%	0.09%	0.20%	0.05%	0.00%
UH Waterford	4.70%	0.23%	4.92%	0.11%	0.35%	0.21%	0.15%	0.05%	0.32%
Wexford General	5.69%	0.57%	6.26%	0.00%	0.75%	0.30%	0.25%	1.11%	0.28%

Total COVID Absence Rate



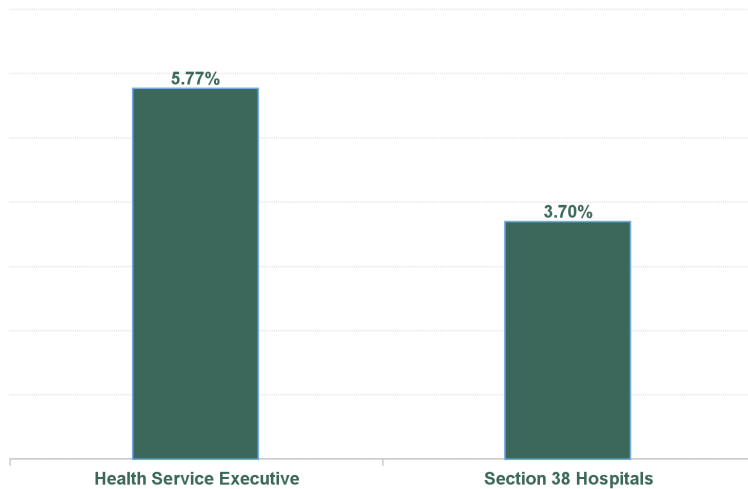
% of Absence Non Covid-19 / Covid-19



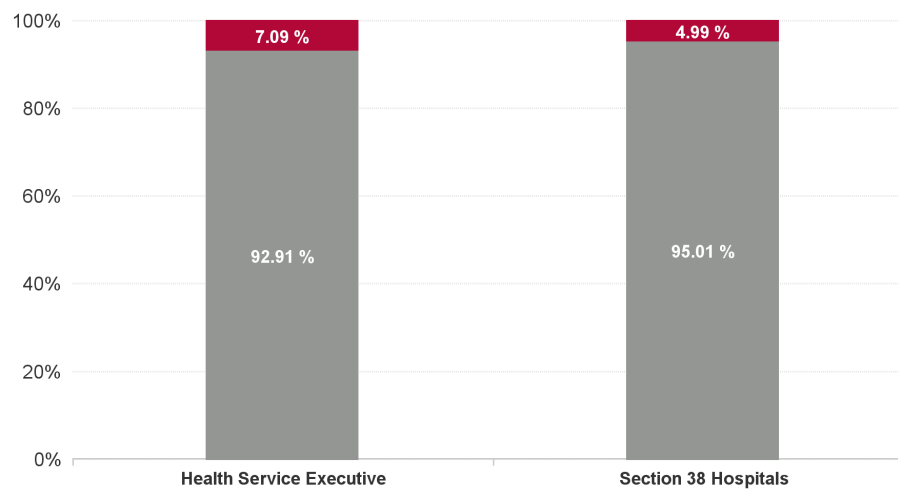
# October 2024

Health Service Absence Rate - by Admin : Oct 2024	Certified absence	Self-certified absence	Non Covid-19 absence	Covid-19 absence	Total absence rate	Medical & Dental	Nursing & Midwifery	Health & Social Care Professionals	Management & Administrative	General Support	Patient & Client Care
<b>Ireland East Hospital Group</b>	<b>3.93%</b>	<b>0.55%</b>	<b>4.47%</b>	<b>0.30%</b>	<b>4.77%</b>	<b>1.49%</b>	<b>4.90%</b>	<b>4.39%</b>	<b>5.03%</b>	<b>7.14%</b>	<b>7.24%</b>
IEHG Bank	2.40%	1.15%	3.55%	0.00%	3.55%		2.87%	15.38%			0.00%
IEHG HQ	3.70%	0.00%	3.70%	0.00%	3.70%		1.25%	0.00%	4.25%		
Lourdes Orthopaedic Kilcreene	5.34%	0.30%	5.64%	0.00%	5.64%	1.80%	6.85%		0.00%	7.68%	
South Tipperary General	5.58%	0.53%	6.11%	0.48%	6.59%	3.18%	5.22%	9.31%	8.38%	7.77%	11.77%
St. Columcille's	5.74%	0.69%	6.43%	0.53%	6.97%	1.59%	6.50%	8.52%	7.41%	6.76%	8.79%
St Luke's General Kilkenny	4.98%	0.49%	5.47%	0.58%	6.05%	1.26%	6.45%	5.16%	6.07%	11.70%	5.87%
UH Waterford	4.08%	0.61%	4.70%	0.23%	4.92%	0.99%	4.79%	5.73%	5.66%	8.84%	8.77%
Wexford General	4.93%	0.77%	5.69%	0.57%	6.26%	1.81%	6.54%	5.83%	4.53%	10.44%	7.25%
<b>Health Service Executive</b>	<b>4.76%</b>	<b>0.60%</b>	<b>5.36%</b>	<b>0.41%</b>	<b>5.77%</b>	<b>1.51%</b>	<b>5.59%</b>	<b>6.36%</b>	<b>6.01%</b>	<b>9.59%</b>	<b>8.25%</b>
National Maternity	4.15%	0.36%	4.51%	0.22%	4.73%	1.59%	5.08%	1.41%	5.57%	6.21%	8.19%
National Rehabilitation Hospital	4.10%	1.04%	5.14%	0.41%	5.55%	3.21%	7.50%	4.03%	4.41%	3.56%	7.56%
Royal Victoria Eye and Ear	3.84%	0.52%	4.35%	0.25%	4.60%	4.57%	5.32%	0.60%	3.79%	6.17%	3.76%
St. Michael's	3.27%	0.48%	3.75%	0.59%	4.34%	3.30%	7.02%	0.00%	0.13%	9.17%	0.65%
St. Vincent's University	2.48%	0.43%	2.91%	0.09%	3.00%	0.90%	3.03%	2.94%	4.31%	2.90%	5.73%
<b>Section 38 Hospitals</b>	<b>3.03%</b>	<b>0.49%</b>	<b>3.52%</b>	<b>0.18%</b>	<b>3.70%</b>	<b>1.46%</b>	<b>4.13%</b>	<b>2.76%</b>	<b>4.07%</b>	<b>4.27%</b>	<b>5.98%</b>

Total Absence Rate



Non Covid-19 & Covid-19 Absence



Health Service Absence Rate - by Staff Category: Oct 2024	Certified absence	Self-certified absence	Non Covid-19 absence	Covid-19 absence	Total absence rate	% Non Covid-19 absence	% Covid-19 absence
<b>IEHG Bank</b>	<b>2.40%</b>	<b>1.15%</b>	<b>3.55%</b>	<b>0.00%</b>	<b>3.55%</b>	<b>100.00%</b>	
Medical & Dental							
Nursing & Midwifery	1.63%	1.25%	2.87%	0.00%	2.87%	100.00%	
Health & Social Care Professionals	15.38%	0.00%	15.38%	0.00%	15.38%	100.00%	
Management & Administrative							
General Support							
Patient & Client Care	0.00%	0.00%	0.00%	0.00%	0.00%		

Health Service Absence Rate - by Staff Category: Oct 2024	Certified absence	Self-certified absence	Non Covid-19 absence	Covid-19 absence	Total absence rate	% Non Covid-19 absence	% Covid-19 absence
<b>IEHG HQ</b>	<b>3.70%</b>	<b>0.00%</b>	<b>3.70%</b>	<b>0.00%</b>	<b>3.70%</b>	<b>100.00%</b>	
Medical & Dental							
Nursing & Midwifery	1.25%	0.00%	1.25%	0.00%	1.25%	100.00%	
Health & Social Care Professionals	0.00%	0.00%	0.00%	0.00%	0.00%		
Management & Administrative	4.25%	0.00%	4.25%	0.00%	4.25%	100.00%	
General Support							
Patient & Client Care							

Health Service Absence Rate - by Staff Category: Oct 2024	Certified absence	Self-certified absence	Non Covid-19 absence	Covid-19 absence	Total absence rate	% Non Covid-19 absence	% Covid-19 absence
<b>Lourdes Orthopaedic Kilcreene</b>	<b>5.34%</b>	<b>0.30%</b>	<b>5.64%</b>	<b>0.00%</b>	<b>5.64%</b>	<b>100.00%</b>	
Medical & Dental	1.20%	0.60%	1.80%	0.00%	1.80%	100.00%	
Nursing & Midwifery	6.43%	0.41%	6.85%	0.00%	6.85%	100.00%	
Health & Social Care Professionals							
Management & Administrative	0.00%	0.00%	0.00%	0.00%	0.00%		
General Support	7.68%	0.00%	7.68%	0.00%	7.68%	100.00%	
Patient & Client Care							

Health Service Absence Rate - by Staff Category: Oct 2024	Certified absence	Self-certified absence	Non Covid-19 absence	Covid-19 absence	Total absence rate	% Non Covid-19 absence	% Covid-19 absence
<b>National Maternity</b>	<b>4.15%</b>	<b>0.36%</b>	<b>4.51%</b>	<b>0.22%</b>	<b>4.73%</b>	<b>95.32%</b>	<b>4.68%</b>
Medical & Dental	1.46%	0.13%	1.59%	0.00%	1.59%	100.00%	
Nursing & Midwifery	4.27%	0.48%	4.75%	0.33%	5.08%	93.48%	6.52%
Health & Social Care Professionals	1.09%	0.11%	1.20%	0.21%	1.41%	84.94%	15.06%
Management & Administrative	5.25%	0.06%	5.31%	0.26%	5.57%	95.34%	4.66%
General Support	5.59%	0.47%	6.06%	0.15%	6.21%	97.66%	2.34%
Patient & Client Care	7.27%	0.92%	8.19%	0.00%	8.19%	100.00%	

Health Service Absence Rate - by Staff Category: Oct 2024	Certified absence	Self-certified absence	Non Covid-19 absence	Covid-19 absence	Total absence rate	% Non Covid-19 absence	% Covid-19 absence
<b>National Rehabilitation Hospital</b>	<b>4.10%</b>	<b>1.04%</b>	<b>5.14%</b>	<b>0.41%</b>	<b>5.55%</b>	<b>92.56%</b>	<b>7.44%</b>
Medical & Dental	0.74%	2.47%	3.21%	0.00%	3.21%	100.00%	
Nursing & Midwifery	5.27%	1.48%	6.74%	0.76%	7.50%	89.93%	10.07%
Health & Social Care Professionals	3.19%	0.70%	3.89%	0.14%	4.03%	96.56%	3.44%
Management & Administrative	3.09%	0.82%	3.91%	0.50%	4.41%	88.62%	11.38%
General Support	3.25%	0.31%	3.56%	0.00%	3.56%	100.00%	
Patient & Client Care	5.75%	1.25%	7.01%	0.55%	7.56%	92.70%	7.30%

Health Service Absence Rate - by Staff Category: Oct 2024	Certified absence	Self-certified absence	Non Covid-19 absence	Covid-19 absence	Total absence rate	% Non Covid-19 absence	% Covid-19 absence
<b>Royal Victoria Eye and Ear</b>	<b>3.84%</b>	<b>0.52%</b>	<b>4.35%</b>	<b>0.25%</b>	<b>4.60%</b>	<b>94.59%</b>	<b>5.41%</b>
Medical & Dental	3.97%	0.61%	4.57%	0.00%	4.57%	100.00%	
Nursing & Midwifery	4.29%	0.43%	4.72%	0.60%	5.32%	88.65%	11.35%
Health & Social Care Professionals	0.60%	0.00%	0.60%	0.00%	0.60%	100.00%	
Management & Administrative	3.35%	0.33%	3.68%	0.11%	3.79%	97.10%	2.90%
General Support	4.94%	1.23%	6.17%	0.00%	6.17%	100.00%	
Patient & Client Care	2.95%	0.81%	3.76%	0.00%	3.76%	100.00%	

Health Service Absence Rate - by Staff Category: Oct 2024	Certified absence	Self-certified absence	Non Covid-19 absence	Covid-19 absence	Total absence rate	% Non Covid-19 absence	% Covid-19 absence
<b>South Tipperary General</b>	<b>5.58%</b>	<b>0.53%</b>	<b>6.11%</b>	<b>0.48%</b>	<b>6.59%</b>	<b>92.75%</b>	<b>7.25%</b>
Medical & Dental	2.88%	0.27%	3.15%	0.03%	3.18%	99.05%	0.95%
Nursing & Midwifery	4.11%	0.77%	4.88%	0.34%	5.22%	93.56%	6.44%
Health & Social Care Professionals	8.30%	0.32%	8.62%	0.69%	9.31%	92.63%	7.37%
Management & Administrative	7.81%	0.36%	8.17%	0.21%	8.38%	97.47%	2.53%
General Support	6.56%	0.51%	7.06%	0.71%	7.77%	90.87%	9.13%
Patient & Client Care	9.79%	0.26%	10.05%	1.72%	11.77%	85.39%	14.61%

Health Service Absence Rate - by Staff Category: Oct 2024	Certified absence	Self-certified absence	Non Covid-19 absence	Covid-19 absence	Total absence rate	% Non Covid-19 absence	% Covid-19 absence
<b>St. Columcille's</b>	<b>5.74%</b>	<b>0.69%</b>	<b>6.43%</b>	<b>0.53%</b>	<b>6.97%</b>	<b>92.35%</b>	<b>7.65%</b>
Medical & Dental	0.00%	0.63%	0.63%	0.96%	1.59%	39.60%	60.40%
Nursing & Midwifery	4.58%	1.00%	5.58%	0.92%	6.50%	85.85%	14.15%
Health & Social Care Professionals	8.07%	0.33%	8.40%	0.12%	8.52%	98.62%	1.38%
Management & Administrative	7.23%	0.19%	7.41%	0.00%	7.41%	100.00%	
General Support	5.56%	0.64%	6.20%	0.56%	6.76%	91.74%	8.26%
Patient & Client Care	7.72%	0.76%	8.48%	0.31%	8.79%	96.48%	3.52%



Health Service Absence Rate - by Staff Category: Oct 2024	Certified absence	Self-certified absence	Non Covid-19 absence	Covid-19 absence	Total absence rate	% Non Covid-19 absence	% Covid-19 absence
<b>St Luke's General Kilkenny</b>	<b>4.98%</b>	<b>0.49%</b>	<b>5.47%</b>	<b>0.58%</b>	<b>6.05%</b>	<b>90.46%</b>	<b>9.54%</b>
Medical & Dental	0.92%	0.34%	1.26%	0.00%	1.26%	100.00%	
Nursing & Midwifery	5.37%	0.75%	6.12%	0.33%	6.45%	94.85%	5.15%
Health & Social Care Professionals	4.62%	0.23%	4.84%	0.32%	5.16%	93.81%	6.19%
Management & Administrative	5.44%	0.29%	5.73%	0.33%	6.07%	94.53%	5.47%
General Support	9.09%	0.32%	9.41%	2.28%	11.70%	80.47%	19.53%
Patient & Client Care	4.73%	0.47%	5.20%	0.67%	5.87%	88.57%	11.43%

Health Service Absence Rate - by Staff Category: Oct 2024	Certified absence	Self-certified absence	Non Covid-19 absence	Covid-19 absence	Total absence rate	% Non Covid-19 absence	% Covid-19 absence
<b>St. Michael's</b>	<b>3.27%</b>	<b>0.48%</b>	<b>3.75%</b>	<b>0.59%</b>	<b>4.34%</b>	<b>86.37%</b>	<b>13.63%</b>
Medical & Dental	3.16%	0.14%	3.30%	0.00%	3.30%	100.00%	
Nursing & Midwifery	4.82%	0.87%	5.70%	1.33%	7.02%	81.09%	18.91%
Health & Social Care Professionals	0.00%	0.00%	0.00%	0.00%	0.00%		
Management & Administrative	0.00%	0.13%	0.13%	0.00%	0.13%	100.00%	
General Support	8.64%	0.53%	9.17%	0.00%	9.17%	100.00%	
Patient & Client Care	0.00%	0.22%	0.22%	0.43%	0.65%	33.33%	66.67%

Health Service Absence Rate - by Staff Category: Oct 2024	Certified absence	Self-certified absence	Non Covid-19 absence	Covid-19 absence	Total absence rate	% Non Covid-19 absence	% Covid-19 absence
<b>St. Vincent's University</b>	<b>2.48%</b>	<b>0.43%</b>	<b>2.91%</b>	<b>0.09%</b>	<b>3.00%</b>	<b>97.13%</b>	<b>2.87%</b>
Medical & Dental	0.58%	0.28%	0.87%	0.03%	0.90%	96.66%	3.34%
Nursing & Midwifery	2.51%	0.43%	2.94%	0.09%	3.03%	96.92%	3.08%
Health & Social Care Professionals	2.32%	0.53%	2.85%	0.09%	2.94%	96.80%	3.20%
Management & Administrative	3.71%	0.40%	4.11%	0.20%	4.31%	95.47%	4.53%
General Support	2.41%	0.44%	2.85%	0.05%	2.90%	98.28%	1.72%
Patient & Client Care	5.02%	0.71%	5.73%	0.00%	5.73%	100.00%	

Health Service Absence Rate - by Staff Category: Oct 2024	Certified absence	Self-certified absence	Non Covid-19 absence	Covid-19 absence	Total absence rate	% Non Covid-19 absence	% Covid-19 absence
<b>UH Waterford</b>	<b>4.08%</b>	<b>0.61%</b>	<b>4.70%</b>	<b>0.23%</b>	<b>4.92%</b>	<b>95.40%</b>	<b>4.60%</b>
Medical & Dental	0.62%	0.26%	0.87%	0.11%	0.99%	88.57%	11.43%
Nursing & Midwifery	3.71%	0.73%	4.44%	0.35%	4.79%	92.67%	7.33%
Health & Social Care Professionals	4.85%	0.66%	5.51%	0.21%	5.73%	96.28%	3.72%
Management & Administrative	5.08%	0.43%	5.51%	0.15%	5.66%	97.40%	2.60%
General Support	8.15%	0.64%	8.79%	0.05%	8.84%	99.41%	0.59%
Patient & Client Care	6.91%	1.54%	8.45%	0.32%	8.77%	96.39%	3.61%

<b>Health Service Absence Rate - by Staff Category: Oct 2024</b>	<b>Certified absence</b>	<b>Self-certified absence</b>	<b>Non Covid-19 absence</b>	<b>Covid-19 absence</b>	<b>Total absence rate</b>	<b>% Non Covid-19 absence</b>	<b>% Covid-19 absence</b>
<b>Wexford General</b>	<b>4.93%</b>	<b>0.77%</b>	<b>5.69%</b>	<b>0.57%</b>	<b>6.26%</b>	<b>90.96%</b>	<b>9.04%</b>
Medical & Dental	1.28%	0.53%	1.81%	0.00%	1.81%	100.00%	
Nursing & Midwifery	4.71%	1.08%	5.79%	0.75%	6.54%	88.50%	11.50%
Health & Social Care Professionals	5.35%	0.18%	5.53%	0.30%	5.83%	94.85%	5.15%
Management & Administrative	3.79%	0.49%	4.28%	0.25%	4.53%	94.46%	5.54%
General Support	8.69%	0.63%	9.33%	1.11%	10.44%	89.40%	10.60%
Patient & Client Care	6.17%	0.80%	6.97%	0.28%	7.25%	96.09%	3.91%

Year / Month	Certified absence	Self-certified absence	Non Covid-19 absence	Covid-19 absence	Total absence rate	Medical & Dental	Nursing & Midwifery	Health & Social Care Professionals	Management & Administrative	General Support	Patient & Client Care
Oct 2024	3.93%	0.55%	4.47%	0.30%	4.77%	1.49%	4.90%	4.39%	5.03%	7.14%	7.24%
Sep 2024	4.04%	0.56%	4.60%	0.42%	5.02%	1.22%	5.45%	4.67%	5.55%	7.39%	6.50%
Aug 2024	4.18%	0.46%	4.64%	0.47%	5.12%	1.21%	5.29%	4.77%	5.72%	8.04%	6.89%
Jul 2024	4.28%	0.54%	4.82%	0.73%	5.55%	1.41%	5.81%	5.39%	5.64%	8.61%	7.94%
Jun 2024	4.39%	0.58%	4.97%	0.61%	5.58%	2.12%	5.83%	5.10%	5.29%	7.98%	7.96%
May 2024	4.35%	0.56%	4.90%	0.23%	5.14%	1.78%	5.50%	4.34%	5.24%	7.66%	6.91%
Apr 2024	4.42%	0.59%	5.01%	0.16%	5.17%	1.69%	5.52%	4.26%	4.93%	7.99%	7.44%
Mar 2024	4.43%	0.66%	5.10%	0.17%	5.26%	1.81%	5.74%	4.14%	5.06%	7.60%	7.68%
Feb 2024	4.57%	0.63%	5.21%	0.26%	5.47%	1.70%	5.78%	4.61%	6.02%	7.79%	7.57%
Jan 2024	4.54%	0.68%	5.22%	0.61%	5.83%	1.43%	6.55%	5.36%	6.02%	7.99%	7.64%
<b>2024</b>	<b>4.31%</b>	<b>0.58%</b>	<b>4.89%</b>	<b>0.40%</b>	<b>5.29%</b>	<b>1.57%</b>	<b>5.63%</b>	<b>4.70%</b>	<b>5.45%</b>	<b>7.82%</b>	<b>7.38%</b>
Dec 2023	4.30%	0.74%	5.04%	0.58%	5.62%	0.98%	6.13%	5.96%	5.80%	7.70%	7.47%
Nov 2023	3.85%	0.61%	4.45%	0.39%	4.84%	0.97%	5.47%	4.56%	4.92%	7.33%	5.65%
Oct 2023	3.84%	0.57%	4.42%	0.51%	4.92%	1.20%	5.42%	4.13%	5.17%	7.01%	6.99%
Sep 2023	3.82%	0.64%	4.46%	0.65%	5.11%	1.36%	6.06%	4.65%	4.83%	6.52%	6.94%
Aug 2023	4.20%	0.55%	4.75%	0.69%	5.44%	1.32%	6.60%	4.24%	4.71%	7.22%	7.90%
Jul 2023	4.22%	0.52%	4.74%	0.29%	5.03%	1.02%	5.97%	3.77%	5.17%	6.44%	7.06%
Jun 2023	4.13%	0.52%	4.66%	0.22%	4.87%	1.36%	5.46%	3.79%	4.83%	6.48%	7.52%
May 2023	3.81%	0.58%	4.39%	0.35%	4.74%	1.59%	5.48%	3.97%	4.17%	6.17%	6.83%
Apr 2023	3.77%	0.57%	4.34%	0.44%	4.78%	1.56%	5.60%	3.36%	4.76%	6.18%	6.23%
Mar 2023	3.65%	0.56%	4.21%	0.50%	4.72%	1.72%	5.42%	3.70%	4.82%	6.28%	5.70%
Feb 2023	3.51%	0.48%	3.98%	0.39%	4.38%	1.25%	5.18%	3.83%	4.17%	5.95%	4.79%
Jan 2023	4.23%	0.57%	4.80%	0.71%	5.51%	1.59%	6.73%	3.89%	5.01%	7.68%	6.32%
<b>2023</b>	<b>3.94%</b>	<b>0.58%</b>	<b>4.52%</b>	<b>0.48%</b>	<b>5.00%</b>	<b>1.33%</b>	<b>5.80%</b>	<b>4.16%</b>	<b>4.86%</b>	<b>6.75%</b>	<b>6.64%</b>
Dec 2022	4.35%	0.73%	5.08%	1.47%	6.55%	2.06%	7.63%	4.68%	6.42%	8.82%	8.57%
Nov 2022	3.43%	0.54%	3.97%	0.75%	4.72%	1.87%	5.34%	3.42%	4.19%	7.12%	6.12%
Oct 2022	3.46%	0.46%	3.91%	0.78%	4.70%	1.71%	5.21%	3.58%	4.18%	6.62%	7.09%
Sep 2022	3.35%	0.50%	3.85%	0.65%	4.50%	1.05%	5.34%	3.51%	3.58%	7.03%	6.29%
Aug 2022	3.55%	0.42%	3.97%	0.73%	4.70%	1.53%	5.27%	3.62%	3.81%	7.40%	6.84%
Jul 2022	3.74%	0.40%	4.14%	1.61%	5.75%	2.00%	6.28%	4.77%	5.80%	8.08%	7.50%
Jun 2022	4.39%	0.50%	4.89%	1.90%	6.79%	2.79%	7.69%	5.63%	5.85%	8.89%	9.12%
May 2022	3.73%	0.58%	4.31%	1.38%	5.69%	2.13%	6.55%	4.99%	5.09%	7.44%	7.42%
Apr 2022	4.03%	0.42%	4.45%	3.87%	8.32%	2.85%	9.63%	7.34%	7.06%	11.40%	10.86%
Mar 2022	3.81%	0.40%	4.21%	7.56%	11.77%	4.70%	14.04%	13.28%	10.62%	13.23%	11.62%
Feb 2022	3.58%	0.48%	4.06%	4.55%	8.61%	2.62%	10.40%	9.40%	7.56%	10.20%	9.69%
Jan 2022	3.62%	0.33%	3.96%	6.44%	10.39%	3.68%	9.76%	12.97%	11.93%	15.66%	10.38%
<b>2022</b>	<b>3.73%</b>	<b>0.48%</b>	<b>4.22%</b>	<b>2.65%</b>	<b>6.86%</b>	<b>2.39%</b>	<b>7.76%</b>	<b>6.46%</b>	<b>6.35%</b>	<b>9.30%</b>	<b>8.38%</b>
Dec 2021	4.08%	0.41%	4.49%	5.50%	9.99%	3.42%	11.47%	11.85%	8.65%	12.27%	11.17%
Nov 2021	4.33%	0.60%	4.93%	3.70%	8.63%	2.23%	8.43%	11.12%	9.80%	13.02%	8.57%
Oct 2021	4.24%	0.51%	4.75%	2.59%	7.34%	3.26%	7.56%	8.00%	7.38%	10.04%	8.28%
Sep 2021	3.96%	0.47%	4.43%	1.25%	5.68%	1.90%	6.26%	4.67%	5.36%	9.00%	6.98%
Aug 2021	4.02%	0.40%	4.42%	1.90%	6.32%	2.69%	7.58%	5.02%	5.25%	8.25%	7.73%
Jul 2021	3.56%	0.39%	3.94%	1.00%	4.94%	0.99%	5.84%	4.57%	4.68%	6.52%	6.38%
Jun 2021	3.42%	0.40%	3.82%	0.47%	4.29%	1.25%	5.14%	3.25%	3.36%	5.93%	6.42%
May 2021	3.38%	0.35%	3.73%	0.52%	4.26%	1.14%	5.06%	3.40%	3.49%	6.26%	5.34%
Apr 2021	3.07%	0.31%	3.38%	0.75%	4.13%	0.95%	4.94%	3.29%	3.47%	6.07%	5.49%
Mar 2021	3.12%	0.33%	3.45%	1.01%	4.46%	1.26%	5.32%	3.71%	3.94%	5.52%	7.06%

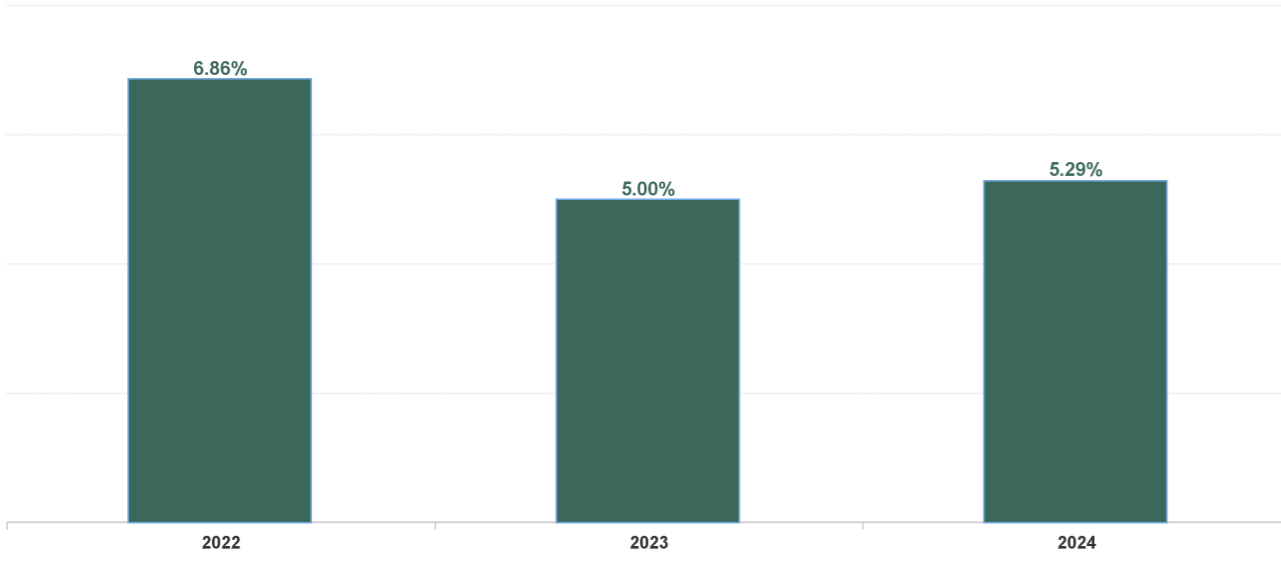
Feb 2021	3.64%	0.45%	4.08%	1.89%	5.98%
Jan 2021	3.71%	0.30%	4.01%	5.89%	9.90%
<b>2021</b>	<b>3.72%</b>	<b>0.41%</b>	<b>4.13%</b>	<b>2.22%</b>	<b>6.35%</b>

1.65%	6.72%	4.70%	5.67%	8.72%	8.79%
5.81%	12.00%	7.43%	7.31%	11.64%	12.34%
<b>2.20%</b>	<b>7.21%</b>	<b>6.01%</b>	<b>5.72%</b>	<b>8.62%</b>	<b>7.90%</b>

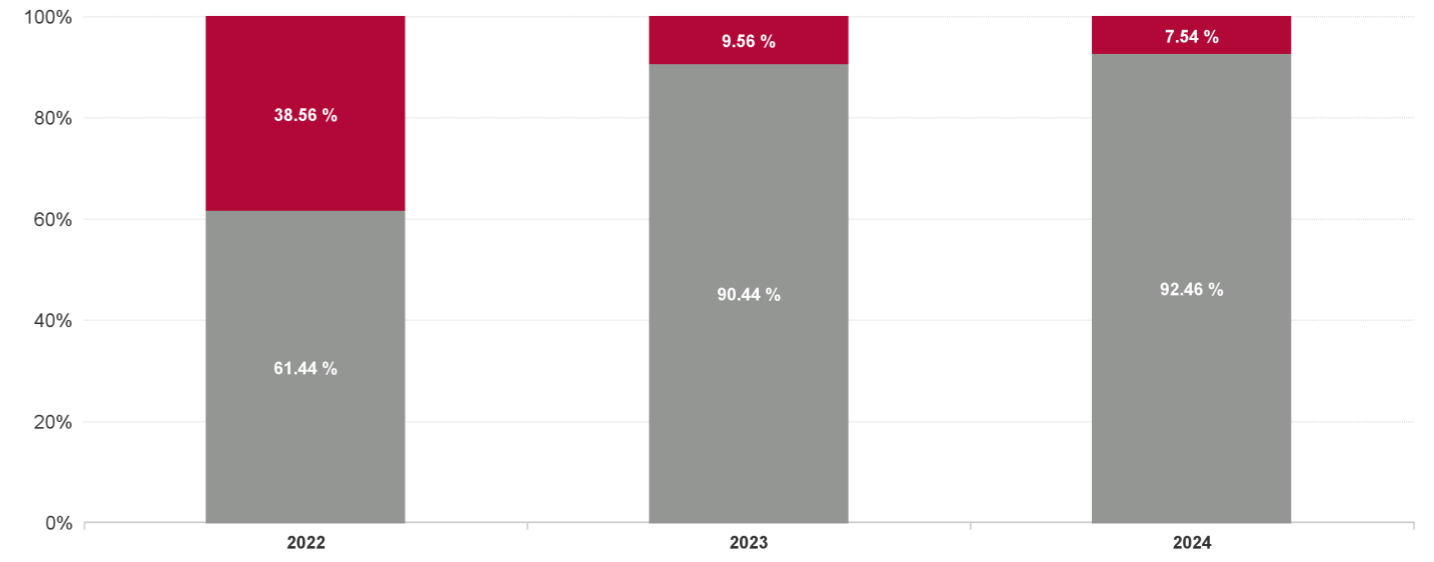
Year / Month	Certified absence	Self-certified absence	Non Covid-19 absence	Covid-19 absence	Total absence rate	IEHG Bank	IEHG HQ	Lourdes Orthopaedic Kilcreene	National Maternity	National Rehabilitation Hospital	Royal Victoria Eye and Ear	South Tipperary General	St. Columcille's	St Luke's General Kilkenny	St. Michael's	St. Vincent's University	UH Waterford	Wexford General	Ireland East Hospital Group
Oct 2024	3.93%	0.55%	4.47%	0.30%	4.77%	3.55%	3.70%	5.64%	4.73%	5.55%	4.60%	6.59%	6.97%	6.05%	4.34%	3.00%	4.92%	6.26%	4.77%
Sep 2024	4.04%	0.56%	4.60%	0.42%	5.02%	2.80%	1.72%	5.88%	4.65%	5.21%	5.39%	6.85%	6.71%	6.11%	5.47%	3.11%	5.71%	6.65%	5.02%
Aug 2024	4.18%	0.46%	4.64%	0.47%	5.12%	11.50%	0.05%	4.69%	3.93%	6.61%	4.70%	6.54%	6.68%	7.00%	5.04%	2.92%	5.86%	7.43%	5.12%
Jul 2024	4.28%	0.54%	4.82%	0.73%	5.55%	6.87%	0.15%	6.50%	3.72%	6.69%	5.63%	7.10%	7.48%	6.74%	4.77%	4.17%	6.09%	7.41%	5.55%
Jun 2024	4.39%	0.58%	4.97%	0.61%	5.58%	6.26%	1.28%	7.93%	4.30%	6.88%	5.06%	6.89%	6.14%	7.17%	6.08%	3.79%	6.34%	6.79%	5.58%
May 2024	4.35%	0.56%	4.90%	0.23%	5.14%	7.66%	1.75%	7.39%	4.01%	5.83%	3.78%	6.20%	5.42%	7.14%	5.80%	3.77%	5.52%	6.31%	5.14%
Apr 2024	4.42%	0.59%	5.01%	0.16%	5.17%	3.71%	5.13%	8.50%	4.17%	6.12%	4.34%	5.64%	5.01%	7.10%	4.90%	4.00%	5.28%	6.87%	5.17%
Mar 2024	4.43%	0.66%	5.10%	0.17%	5.26%			10.42%	4.72%	5.51%	3.97%	5.84%	6.42%	5.91%	5.34%	4.47%	5.41%	6.21%	5.26%
Feb 2024	4.57%	0.63%	5.21%	0.26%	5.47%			9.90%	5.12%	5.20%	4.06%	6.71%	7.54%	6.31%	5.88%	3.94%	5.78%	6.92%	5.47%
Jan 2024	4.54%	0.68%	5.22%	0.61%	5.83%			10.60%	3.99%	7.24%	3.92%	7.79%	8.92%	8.38%	6.44%	3.66%	5.88%	7.82%	5.83%
2024	4.31%	0.58%	4.89%	0.40%	5.29%	6.12%	2.02%	7.83%	4.32%	6.08%	4.55%	6.62%	6.73%	6.80%	5.39%	3.67%	5.67%	6.87%	5.29%
Dec 2023	4.30%	0.74%	5.04%	0.58%	5.62%			12.06%	4.25%	6.30%	3.64%	7.22%	8.69%	7.19%	5.43%	3.84%	5.49%	7.99%	5.62%
Nov 2023	3.85%	0.61%	4.45%	0.39%	4.84%			7.71%	3.94%	5.66%	3.51%	6.88%	6.64%	6.43%	3.74%	3.20%	4.90%	6.84%	4.84%
Oct 2023	3.84%	0.57%	4.42%	0.51%	4.92%			6.06%	3.93%	5.61%	3.91%	6.85%	6.26%	6.71%	4.84%	3.21%	4.80%	7.23%	4.92%
Sep 2023	3.82%	0.64%	4.46%	0.65%	5.11%			6.87%	4.39%	5.98%	4.18%	6.61%	5.88%	6.44%	5.52%	3.45%	5.24%	7.29%	5.11%
Aug 2023	4.20%	0.55%	4.75%	0.69%	5.44%			6.34%	4.17%	5.72%	3.77%	7.43%	7.11%	6.75%	4.29%	4.18%	5.52%	7.50%	5.44%
Jul 2023	4.22%	0.52%	4.74%	0.29%	5.03%			4.60%	4.34%	4.98%	3.64%	6.62%	4.53%	7.00%	5.02%	4.14%	4.33%	6.96%	5.03%
Jun 2023	4.13%	0.52%	4.66%	0.22%	4.87%			6.18%	4.50%	5.23%	2.27%	6.62%	4.59%	6.59%	4.95%	3.96%	4.40%	6.45%	4.87%
May 2023	3.81%	0.58%	4.39%	0.35%	4.74%			7.67%	4.95%	5.74%	3.26%	6.58%	4.61%	5.58%	2.80%	3.97%	4.28%	6.09%	4.74%
Apr 2023	3.77%	0.57%	4.34%	0.44%	4.78%			8.83%	4.56%	4.81%	4.69%	5.45%	4.94%	6.26%	4.38%	3.79%	4.64%	6.03%	4.78%
Mar 2023	3.65%	0.56%	4.21%	0.50%	4.72%			6.89%	3.62%	4.75%	4.89%	6.46%	6.66%	6.84%	4.87%	3.07%	5.02%	5.73%	4.72%
Feb 2023	3.51%	0.48%	3.98%	0.39%	4.38%			5.83%	4.36%	3.57%	3.92%	7.09%	4.77%	6.20%	3.79%	2.63%	4.39%	6.36%	4.38%
Jan 2023	4.23%	0.57%	4.80%	0.71%	5.51%			7.95%	6.19%	4.38%	4.70%	8.73%	6.60%	7.07%	6.22%	3.45%	5.24%	7.59%	5.51%
2023	3.94%	0.58%	4.52%	0.48%	5.00%			7.18%	4.43%	5.27%	3.86%	6.89%	5.95%	6.59%	4.64%	3.57%	4.86%	6.85%	5.00%
Dec 2022	4.35%	0.73%	5.08%	1.47%	6.55%			9.92%	5.99%	6.08%	4.45%	10.94%	6.51%	8.40%	6.75%	3.81%	7.62%	8.75%	6.55%
Nov 2022	3.43%	0.54%	3.97%	0.75%	4.72%			4.92%	3.89%	5.07%	4.06%	6.69%	7.06%	6.18%	5.71%	2.30%	5.40%	7.12%	4.72%
Oct 2022	3.46%	0.46%	3.91%	0.78%	4.70%			5.88%	4.65%	4.37%	3.23%	6.18%	5.92%	5.82%	6.28%	2.57%	5.19%	7.40%	4.70%
Sep 2022	3.35%	0.50%	3.85%	0.65%	4.50%			3.78%	3.66%	4.18%	3.19%	6.96%	5.85%	6.41%	4.16%	2.46%	5.23%	6.35%	4.50%
Aug 2022	3.55%	0.42%	3.97%	0.73%	4.70%			2.74%	3.41%	4.87%	2.79%	6.30%	6.05%	7.00%	4.01%	3.14%	5.25%	6.77%	4.70%
Jul 2022	3.74%	0.40%	4.14%	1.61%	5.75%			6.16%	4.94%	6.14%	4.38%	8.26%	7.09%	8.22%	4.01%	2.76%	7.56%	8.38%	5.75%
Jun 2022	4.39%	0.50%	4.89%	1.90%	6.79%			4.52%	4.05%	6.71%	5.48%	7.82%	7.15%	7.27%	3.53%		7.12%	8.85%	6.79%
May 2022	3.73%	0.58%	4.31%	1.38%	5.69%			4.75%	4.50%	5.05%	4.39%	7.38%	5.44%	7.34%	2.96%	5.27%	6.01%	6.25%	5.69%
Apr 2022	4.03%	0.42%	4.45%	3.87%	8.32%			9.05%	5.15%	11.81%	4.41%	9.57%	6.40%	9.70%	4.98%	9.10%	8.10%	7.54%	8.32%
Mar 2022	3.81%	0.40%	4.21%	7.56%	11.77%			10.59%	6.17%	10.42%	7.89%	12.46%	9.99%	10.56%	6.55%	15.88%	10.17%	10.43%	11.77%
Feb 2022	3.58%	0.48%	4.06%	4.55%	8.61%			9.05%	4.78%	5.00%	6.92%	9.32%	7.77%	9.03%	5.93%	11.04%	7.73%	7.83%	8.61%
Jan 2022	3.62%	0.33%	3.96%	6.44%	10.39%			11.55%	6.14%	9.65%	7.20%	11.98%	9.59%	12.64%	8.86%	11.18%	9.26%	11.60%	10.39%
2022	3.73%	0.48%	4.22%	2.65%	6.86%			6.86%	4.75%	6.47%	4.80%	8.65%	7.07%	8.21%	5.28%	6.38%	7.02%	8.10%	6.86%
Dec 2021	4.08%	0.41%	4.49%	5.50%	9.99%			11.14%	5.88%	6.78%	7.06%	9.93%	9.37%	10.70%	4.43%	13.26%	7.52%	10.84%	9.99%
Nov 2021	4.33%	0.60%	4.93%	3.70%	8.63%			9.23%	5.66%	6.06%	6.18%	9.95%	8.25%	9.15%	4.09%	10.42%	7.35%	9.90%	8.63%
Oct 2021	4.24%	0.51%	4.75%	2.59%	7.34%			4.73%	5.12%	5.13%	5.33%	8.79%	6.49%	7.83%	5.61%	8.44%	6.33%	8.59%	7.34%
Sep 2021	3.96%	0.47%	4.43%	1.25%	5.68%			5.51%	3.50%	4.00%	4.41%	7.97%	7.15%	7.46%	5.13%	5.06%	5.09%	7.54%	5.68%
Aug 2021	4.02%	0.40%	4.42%	1.90%	6.32%			7.58%	3.48%	4.85%	3.87%	8.22%	6.19%	7.14%	5.44%	6.98%	5.24%	7.92%	6.32%
Jul 2021	3.56%	0.39%	3.94%	1.00%	4.94%			5.48%	2.68%	3.72%	2.94%	6.09%	5.65%	6.80%	4.05%	4.27%	5.60%	6.29%	4.94%
Jun 2021	3.42%	0.40%	3.82%	0.47%	4.29%			2.73%	2.69%	2.68%	2.26%	4.85%	6.08%	6.93%	6.25%	3.03%	4.89%	5.48%	4.29%
May 2021	3.38%	0.35%	3.73%	0.52%	4.26%			2.37%	3.22%	3.16%	2.96%	4.27%	5.41%	6.05%	5.17%	3.36%	4.51%	6.00%	4.26%
Apr 2021	3.07%	0.31%	3.38%	0.75%	4.13%			3.46%	2.65%	3.57%		4.83%	4.82%	5.37%	4.60%	3.51%	4.36%	4.97%	4.13%
Mar 2021	3.12%	0.33%	3.45%	1.01%	4.46%			4.95%	2.36%	2.91%	2.53%	5.64%	6.72%	6.62%	3.64%	3.86%	4.68%	5.26%	4.46%
Feb 2021	3.64%	0.45%	4.08%	1.89%	5.98%			5.38%	2.32%	5.00%	3.47%	7.31%	9.56%	7.81%	5.06%	5.36%	6.49%	7.03%	5.98%

Jan 2021	3.71%	0.30%	4.01%	5.89%	9.90%			4.79%	5.62%	5.44%	5.54%	10.18%	12.70%	12.42%	9.17%	10.21%	10.75%	10.63%	<b>9.90%</b>
<b>2021</b>	<b>3.72%</b>	<b>0.41%</b>	<b>4.13%</b>	<b>2.22%</b>	<b>6.35%</b>			<b>5.52%</b>	<b>3.75%</b>	<b>4.52%</b>	<b>4.19%</b>	<b>7.33%</b>	<b>7.37%</b>	<b>7.88%</b>	<b>5.18%</b>	<b>6.52%</b>	<b>6.08%</b>	<b>7.57%</b>	<b>6.35%</b>

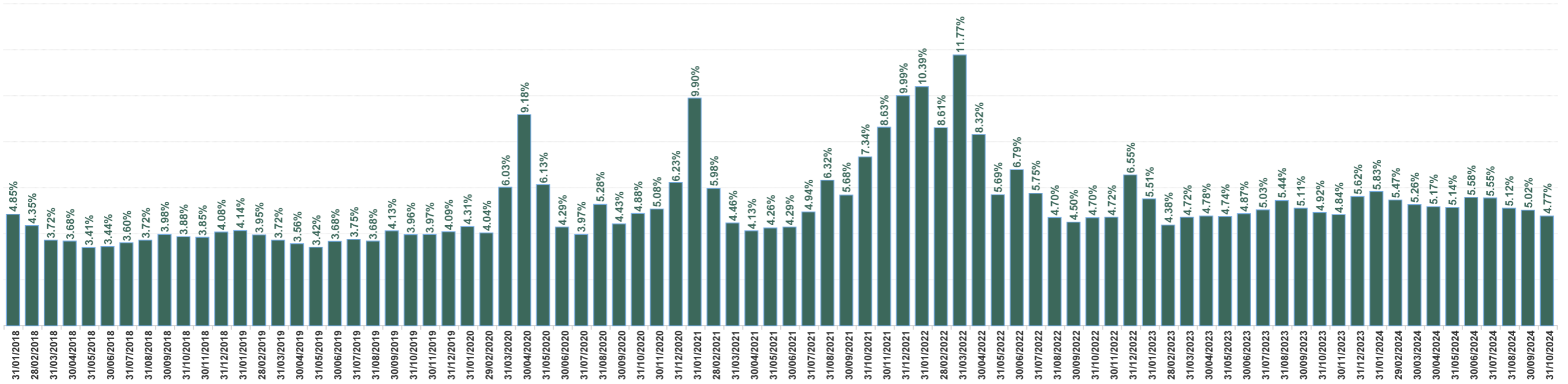
Total Absence Rate



% of Absence Non Covid-19 / Covid-19



Total Absence Rate





Year / Month	Certified absence	Self-certified absence	Non Covid-19 absence	Covid-19 absence	Total absence rate	Health Service Executive	Section 38 Hospitals	Ireland East Hospital Group
Oct 2024	3.93%	0.55%	4.47%	0.30%	4.77%	5.77%	3.70%	4.77%
Sep 2024	4.04%	0.56%	4.60%	0.42%	5.02%	6.16%	3.82%	5.02%
Aug 2024	4.18%	0.46%	4.64%	0.47%	5.12%	6.48%	3.73%	5.12%
Jul 2024	4.28%	0.54%	4.82%	0.73%	5.55%	6.65%	4.45%	5.55%
Jun 2024	4.39%	0.58%	4.97%	0.61%	5.58%	6.62%	4.48%	5.58%
May 2024	4.35%	0.56%	4.90%	0.23%	5.14%	6.07%	4.18%	5.14%
Apr 2024	4.42%	0.59%	5.01%	0.16%	5.17%	5.97%	4.32%	5.17%
Mar 2024	4.43%	0.66%	5.10%	0.17%	5.26%	5.84%	4.65%	5.26%
Feb 2024	4.57%	0.63%	5.21%	0.26%	5.47%	6.40%	4.43%	5.47%
Jan 2024	4.54%	0.68%	5.22%	0.61%	5.83%	7.29%	4.25%	5.83%
<b>2024</b>	<b>4.31%</b>	<b>0.58%</b>	<b>4.89%</b>	<b>0.40%</b>	<b>5.29%</b>	<b>6.33%</b>	<b>4.20%</b>	<b>5.29%</b>
Dec 2023	4.30%	0.74%	5.04%	0.58%	5.62%	6.84%	4.29%	5.62%
Nov 2023	3.85%	0.61%	4.45%	0.39%	4.84%	6.01%	3.60%	4.84%
Oct 2023	3.84%	0.57%	4.42%	0.51%	4.92%	6.06%	3.75%	4.92%
Sep 2023	3.82%	0.64%	4.46%	0.65%	5.11%	6.12%	4.02%	5.11%
Aug 2023	4.20%	0.55%	4.75%	0.69%	5.44%	6.54%	4.36%	5.44%
Jul 2023	4.22%	0.52%	4.74%	0.29%	5.03%	5.71%	4.29%	5.03%
Jun 2023	4.13%	0.52%	4.66%	0.22%	4.87%	5.59%	4.14%	4.87%
May 2023	3.81%	0.58%	4.39%	0.35%	4.74%	5.29%	4.16%	4.74%
Apr 2023	3.77%	0.57%	4.34%	0.44%	4.78%	5.41%	4.13%	4.78%
Mar 2023	3.65%	0.56%	4.21%	0.50%	4.72%	5.89%	3.55%	4.72%
Feb 2023	3.51%	0.48%	3.98%	0.39%	4.38%	5.59%	3.14%	4.38%
Jan 2023	4.23%	0.57%	4.80%	0.71%	5.51%	6.73%	4.24%	5.51%
<b>2023</b>	<b>3.94%</b>	<b>0.58%</b>	<b>4.52%</b>	<b>0.48%</b>	<b>5.00%</b>	<b>5.99%</b>	<b>3.97%</b>	<b>5.00%</b>
Dec 2022	4.35%	0.73%	5.08%	1.47%	6.55%	8.48%	4.63%	6.55%
Nov 2022	3.43%	0.54%	3.97%	0.75%	4.72%	6.19%	3.17%	4.72%
Oct 2022	3.46%	0.46%	3.91%	0.78%	4.70%	5.94%	3.42%	4.70%
Sep 2022	3.35%	0.50%	3.85%	0.65%	4.50%	5.98%	3.02%	4.50%
Aug 2022	3.55%	0.42%	3.97%	0.73%	4.70%	6.08%	3.38%	4.70%
Jul 2022	3.74%	0.40%	4.14%	1.61%	5.75%	7.91%	3.66%	5.75%

Jun 2022	4.39%	0.50%	4.89%	1.90%	6.79%	7.55%	4.77%	<b>6.79%</b>
May 2022	3.73%	0.58%	4.31%	1.38%	5.69%	6.49%	4.91%	<b>5.69%</b>
Apr 2022	4.03%	0.42%	4.45%	3.87%	8.32%	8.44%	8.19%	<b>8.32%</b>
Mar 2022	3.81%	0.40%	4.21%	7.56%	11.77%	10.67%	12.85%	<b>11.77%</b>
Feb 2022	3.58%	0.48%	4.06%	4.55%	8.61%	8.29%	8.93%	<b>8.61%</b>
Jan 2022	3.62%	0.33%	3.96%	6.44%	10.39%	10.88%	9.90%	<b>10.39%</b>
<b>2022</b>	<b>3.73%</b>	<b>0.48%</b>	<b>4.22%</b>	<b>2.65%</b>	<b>6.86%</b>	<b>7.73%</b>	<b>5.95%</b>	<b>6.86%</b>
Dec 2021	4.08%	0.41%	4.49%	5.50%	9.99%	9.36%	10.59%	<b>9.99%</b>
Nov 2021	4.33%	0.60%	4.93%	3.70%	8.63%	8.70%	8.57%	<b>8.63%</b>
Oct 2021	4.24%	0.51%	4.75%	2.59%	7.34%	7.45%	7.23%	<b>7.34%</b>
Sep 2021	3.96%	0.47%	4.43%	1.25%	5.68%	6.66%	4.69%	<b>5.68%</b>
Aug 2021	4.02%	0.40%	4.42%	1.90%	6.32%	6.72%	5.96%	<b>6.32%</b>
Jul 2021	3.56%	0.39%	3.94%	1.00%	4.94%	6.05%	3.88%	<b>4.94%</b>
Jun 2021	3.42%	0.40%	3.82%	0.47%	4.29%	5.46%	3.14%	<b>4.29%</b>
May 2021	3.38%	0.35%	3.73%	0.52%	4.26%	5.09%	3.42%	<b>4.26%</b>
Apr 2021	3.07%	0.31%	3.38%	0.75%	4.13%	4.77%	3.46%	<b>4.13%</b>
Mar 2021	3.12%	0.33%	3.45%	1.01%	4.46%	5.50%	3.46%	<b>4.46%</b>
Feb 2021	3.64%	0.45%	4.08%	1.89%	5.98%	7.22%	4.72%	<b>5.98%</b>

Total Absence Rate

