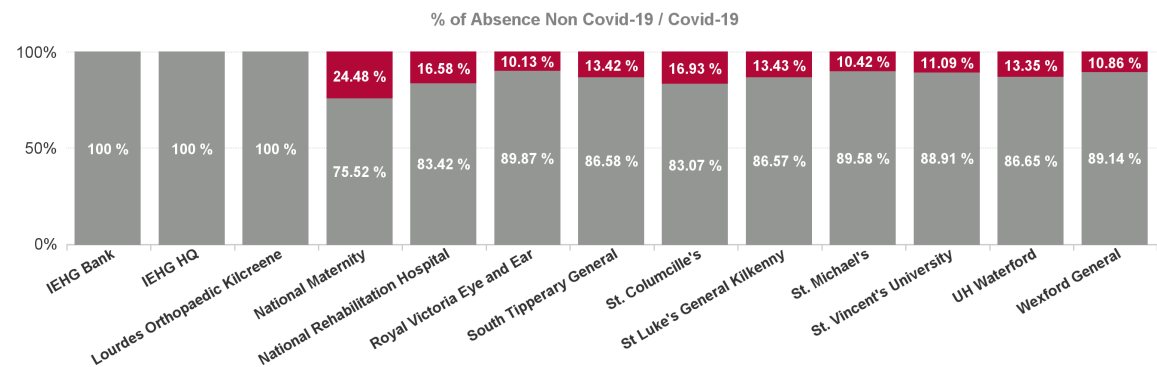
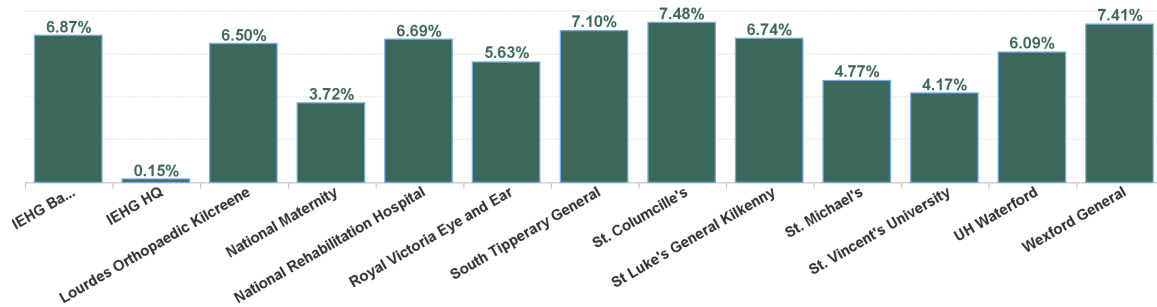


July 2024

Health Service Absence Rate - by Staff Category: Jul 2024	Certified absence	Self-certified absence	Non Covid-19 absence	Covid-19 absence	Total absence rate	% Non Covid-19 absence	% Covid-19 absence
Ireland East Hospital Group	4.28%	0.54%	4.82%	0.73%	5.55%	86.82%	13.18%
Medical & Dental	1.11%	0.16%	1.28%	0.14%	1.41%	90.34%	9.66%
Nursing & Midwifery	4.35%	0.68%	5.03%	0.78%	5.81%	86.60%	13.40%
Health & Social Care Professionals	4.02%	0.47%	4.49%	0.90%	5.39%	83.27%	16.73%
Management & Administrative	4.21%	0.47%	4.68%	0.96%	5.64%	83.03%	16.97%
General Support	7.24%	0.62%	7.86%	0.75%	8.61%	91.30%	8.70%
Patient & Client Care	6.23%	0.71%	6.93%	1.00%	7.94%	87.36%	12.64%

Health Service Absence Rate - by Care Group: Jul 2024	Certified absence	Self-certified absence	Non Covid-19 absence	Covid-19 absence	Total absence rate	% Non Covid-19 absence	% Covid-19 absence
Ireland East Hospital Group	4.28%	0.54%	4.82%	0.73%	5.55%	86.82%	13.18%
IEHG Bank	6.54%	0.33%	6.87%	0.00%	6.87%	100.00%	0.00%
IEHG HQ	0.00%	0.15%	0.15%	0.00%	0.15%	100.00%	0.00%
Lourdes Orthopaedic Kilcreene	6.09%	0.41%	6.50%	0.00%	6.50%	100.00%	0.00%
National Maternity	2.56%	0.24%	2.81%	0.91%	3.72%	75.52%	24.48%
National Rehabilitation Hospital	4.72%	0.85%	5.58%	1.11%	6.69%	83.42%	16.58%
Royal Victoria Eye and Ear	4.42%	0.64%	5.06%	0.57%	5.63%	89.87%	10.13%
South Tipperary General	5.55%	0.59%	6.15%	0.95%	7.10%	86.58%	13.42%
St. Columcille's	5.54%	0.68%	6.22%	1.27%	7.48%	83.07%	16.93%
St Luke's General Kilkenny	5.16%	0.67%	5.84%	0.91%	6.74%	86.57%	13.43%
St. Michael's	3.86%	0.42%	4.27%	0.50%	4.77%	89.58%	10.42%
St. Vincent's University	3.21%	0.49%	3.71%	0.46%	4.17%	88.91%	11.09%
UH Waterford	4.73%	0.55%	5.28%	0.81%	6.09%	86.65%	13.35%
Total Absence Rate	5.55%	0.73%	6.28%	0.73%	7.01%	86.73%	13.27%



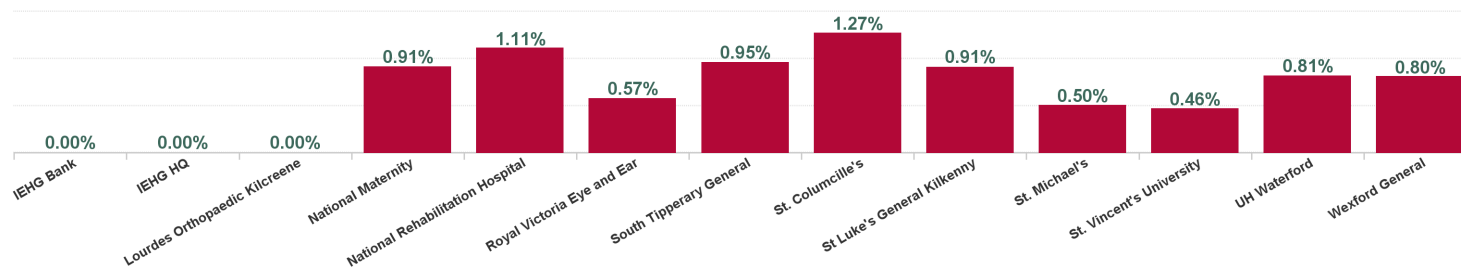
July 2024

Health Service Absence Rate - by Hospital : Jul 2024	Certified absence	Self-certified absence	Non Covid-19 absence	Covid-19 absence	Total absence rate	Medical & Dental	Nursing & Midwifery	Health & Social Care Professionals	Management & Administrative	General Support	Patient & Client Care
Ireland East Hospital Group	4.28%	0.54%	4.82%	0.73%	5.55%	1.41%	5.81%	5.39%	5.64%	8.61%	7.94%
IEHG Bank	6.54%	0.33%	6.87%	0.00%	6.87%		7.33%	0.00%			0.00%
IEHG HQ	0.00%	0.15%	0.15%	0.00%	0.15%		1.08%	0.00%	0.00%		
Lourdes Orthopaedic Kilcreene	6.09%	0.41%	6.50%	0.00%	6.50%	0.00%	4.28%		0.00%	18.28%	
National Maternity	2.56%	0.24%	2.81%	0.91%	3.72%	2.54%	3.97%	3.09%	4.07%	3.48%	5.14%
National Rehabilitation Hospital	4.72%	0.85%	5.58%	1.11%	6.69%	3.26%	6.12%	7.62%	4.34%	6.23%	9.04%
Royal Victoria Eye and Ear	4.42%	0.64%	5.06%	0.57%	5.63%	4.68%	7.01%	12.13%	3.16%	2.66%	13.08%
South Tipperary General	5.55%	0.59%	6.15%	0.95%	7.10%	3.12%	6.91%	7.83%	6.47%	9.53%	11.42%
St. Columcille's	5.54%	0.68%	6.22%	1.27%	7.48%	2.05%	7.21%	11.66%	8.21%	8.57%	7.17%
St Luke's General Kilkenny	5.16%	0.67%	5.84%	0.91%	6.74%	0.32%	6.37%	4.65%	6.79%	16.58%	6.78%
St. Michael's	3.86%	0.42%	4.27%	0.50%	4.77%	2.55%	4.79%	3.37%	5.06%	8.90%	2.83%
St. Vincent's University	3.21%	0.49%	3.71%	0.46%	4.17%	0.92%	4.77%	3.45%	5.15%	4.26%	7.91%
UH Waterford	4.73%	0.55%	5.28%	0.81%	6.09%	1.08%	6.85%	6.33%	6.01%	10.49%	9.28%
Wexford General	5.99%	0.61%	6.60%	0.80%	7.41%	1.32%	6.83%	6.17%	10.25%	12.89%	7.27%

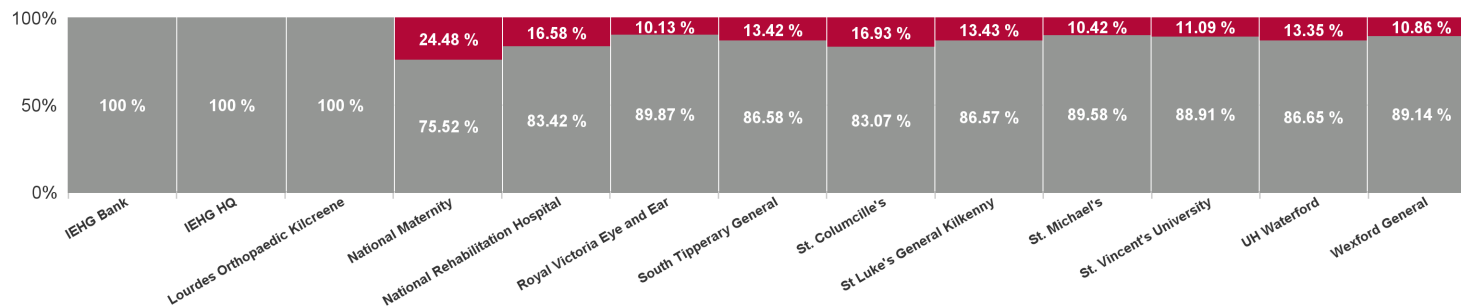
July 2024

Health Service Absence Rate - by Staff Category & Hospital: Jul 2024	Non Covid-19 absence	Covid-19 absence	Total absence rate	Medical & Dental	Nursing & Midwifery	Health & Social Care Professionals	Management & Administrative	General Support	Patient & Client Care
Ireland East Hospital Group	4.82%	0.73%	0.73%	0.14%	0.78%	0.90%	0.96%	0.75%	1.00%
IEHG Bank	6.87%	0.00%	6.87%		0.00%	0.00%			0.00%
IEHG HQ	0.15%	0.00%	0.15%		0.00%	0.00%	0.00%		
Lourdes Orthopaedic Kilcreene	6.50%	0.00%	6.50%	0.00%	0.00%		0.00%	0.00%	
National Maternity	2.81%	0.91%	3.72%	0.00%	1.08%	1.63%	0.55%	0.33%	3.05%
National Rehabilitation Hospital	5.58%	1.11%	6.69%	1.91%	0.46%	1.54%	1.36%	2.17%	0.55%
Royal Victoria Eye and Ear	5.06%	0.57%	5.63%	0.00%	0.89%	0.00%	0.75%	0.67%	0.00%
South Tipperary General	6.15%	0.95%	7.10%	0.10%	0.85%	1.68%	1.05%	0.68%	2.49%
St. Columcille's	6.22%	1.27%	7.48%	0.58%	1.36%	1.65%	1.99%	0.00%	0.94%
St Luke's General Kilkenny	5.84%	0.91%	6.74%	0.00%	0.91%	0.43%	0.54%	2.00%	1.58%
St. Michael's	4.27%	0.50%	4.77%	0.00%	0.90%	0.00%	0.37%	0.35%	0.00%
St. Vincent's University	3.71%	0.46%	4.17%	0.11%	0.37%	0.59%	0.93%	0.63%	0.43%
UH Waterford	5.28%	0.81%	6.09%	0.20%	1.15%	0.92%	1.10%	0.20%	0.63%

Total COVID Absence Rate



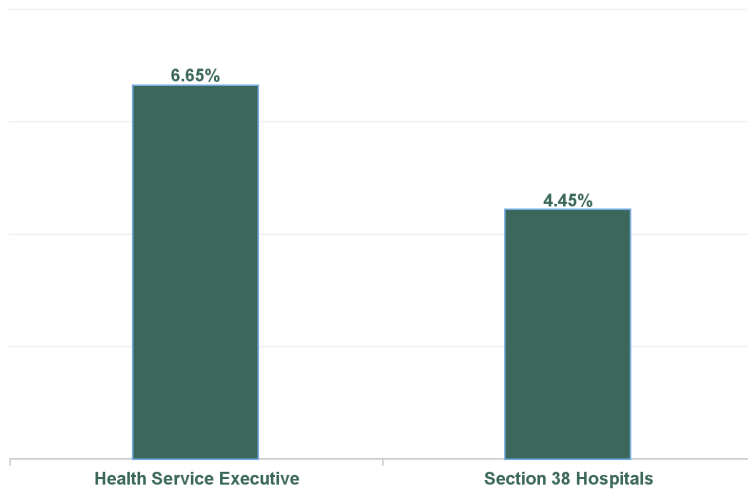
% of Absence Non Covid-19 / Covid-19



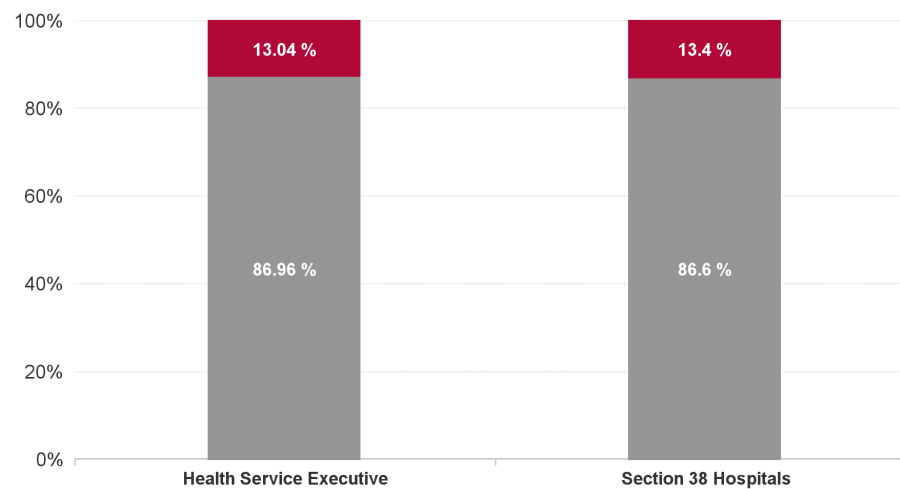
July 2024

Health Service Absence Rate - by Admin : Jul 2024	Certified absence	Self-certified absence	Non Covid-19 absence	Covid-19 absence	Total absence rate	Medical & Dental	Nursing & Midwifery	Health & Social Care Professionals	Management & Administrative	General Support	Patient & Client Care
Ireland East Hospital Group	4.28%	0.54%	4.82%	0.73%	5.55%	1.41%	5.81%	5.39%	5.64%	8.61%	7.94%
IEHG Bank	6.54%	0.33%	6.87%	0.00%	6.87%		7.33%	0.00%			0.00%
IEHG HQ	0.00%	0.15%	0.15%	0.00%	0.15%		1.08%	0.00%	0.00%		
Lourdes Orthopaedic Kilcreene	6.09%	0.41%	6.50%	0.00%	6.50%	0.00%	4.28%		0.00%	18.28%	
South Tipperary General	5.55%	0.59%	6.15%	0.95%	7.10%	3.12%	6.91%	7.83%	6.47%	9.53%	11.42%
St. Columcille's	5.54%	0.68%	6.22%	1.27%	7.48%	2.05%	7.21%	11.66%	8.21%	8.57%	7.17%
St Luke's General Kilkenny	5.16%	0.67%	5.84%	0.91%	6.74%	0.32%	6.37%	4.65%	6.79%	16.58%	6.78%
UH Waterford	4.73%	0.55%	5.28%	0.81%	6.09%	1.08%	6.85%	6.33%	6.01%	10.49%	9.28%
Wexford General	5.99%	0.61%	6.60%	0.80%	7.41%	1.32%	6.83%	6.17%	10.25%	12.89%	7.27%
Health Service Executive	5.19%	0.60%	5.78%	0.87%	6.65%	1.28%	6.75%	6.65%	6.59%	12.32%	8.24%
National Maternity	2.56%	0.24%	2.81%	0.91%	3.72%	2.54%	3.97%	3.09%	4.07%	3.48%	5.14%
National Rehabilitation Hospital	4.72%	0.85%	5.58%	1.11%	6.69%	3.26%	6.12%	7.62%	4.34%	6.23%	9.04%
Royal Victoria Eye and Ear	4.42%	0.64%	5.06%	0.57%	5.63%	4.68%	7.01%	12.13%	3.16%	2.66%	13.08%
St. Michael's	3.86%	0.42%	4.27%	0.50%	4.77%	2.55%	4.79%	3.37%	5.06%	8.90%	2.83%
St. Vincent's University	3.21%	0.49%	3.71%	0.46%	4.17%	0.92%	4.77%	3.45%	5.15%	4.26%	7.91%
Section 38 Hospitals	3.36%	0.49%	3.85%	0.60%	4.45%	1.55%	4.85%	4.40%	4.74%	4.48%	7.59%

Total Absence Rate



Non Covid-19 & Covid-19 Absence



Health Service Absence Rate - by Staff Category: Jul 2024	Certified absence	Self-certified absence	Non Covid-19 absence	Covid-19 absence	Total absence rate	% Non Covid-19 absence	% Covid-19 absence
IEHG Bank	6.54%	0.33%	6.87%	0.00%	6.87%	100.00%	
Medical & Dental							
Nursing & Midwifery	6.98%	0.35%	7.33%	0.00%	7.33%	100.00%	
Health & Social Care Professionals	0.00%	0.00%	0.00%	0.00%	0.00%		
Management & Administrative							
General Support							
Patient & Client Care	0.00%	0.00%	0.00%	0.00%	0.00%		

Health Service Absence Rate - by Staff Category: Jul 2024	Certified absence	Self-certified absence	Non Covid-19 absence	Covid-19 absence	Total absence rate	% Non Covid-19 absence	% Covid-19 absence
IEHG HQ	0.00%	0.15%	0.15%	0.00%	0.15%	100.00%	
Medical & Dental							
Nursing & Midwifery	0.00%	1.08%	1.08%	0.00%	1.08%	100.00%	
Health & Social Care Professionals	0.00%	0.00%	0.00%	0.00%	0.00%		
Management & Administrative	0.00%	0.00%	0.00%	0.00%	0.00%		
General Support							
Patient & Client Care							

Health Service Absence Rate - by Staff Category: Jul 2024	Certified absence	Self-certified absence	Non Covid-19 absence	Covid-19 absence	Total absence rate	% Non Covid-19 absence	% Covid-19 absence
Lourdes Orthopaedic Kilcreene	6.09%	0.41%	6.50%	0.00%	6.50%	100.00%	
Medical & Dental	0.00%	0.00%	0.00%	0.00%	0.00%		
Nursing & Midwifery	3.55%	0.73%	4.28%	0.00%	4.28%	100.00%	
Health & Social Care Professionals							
Management & Administrative	0.00%	0.00%	0.00%	0.00%	0.00%		
General Support	18.28%	0.00%	18.28%	0.00%	18.28%	100.00%	
Patient & Client Care							

Health Service Absence Rate - by Staff Category: Jul 2024	Certified absence	Self-certified absence	Non Covid-19 absence	Covid-19 absence	Total absence rate	% Non Covid-19 absence	% Covid-19 absence
National Maternity	2.56%	0.24%	2.81%	0.91%	3.72%	75.52%	24.48%
Medical & Dental	2.54%	0.00%	2.54%	0.00%	2.54%	100.00%	
Nursing & Midwifery	2.57%	0.31%	2.88%	1.08%	3.97%	72.73%	27.27%
Health & Social Care Professionals	1.24%	0.22%	1.46%	1.63%	3.09%	47.16%	52.84%
Management & Administrative	3.19%	0.33%	3.53%	0.55%	4.07%	86.58%	13.42%
General Support	2.91%	0.25%	3.15%	0.33%	3.48%	90.56%	9.44%
Patient & Client Care	2.00%	0.08%	2.09%	3.05%	5.14%	40.64%	59.36%

Health Service Absence Rate - by Staff Category: Jul 2024	Certified absence	Self-certified absence	Non Covid-19 absence	Covid-19 absence	Total absence rate	% Non Covid-19 absence	% Covid-19 absence
National Rehabilitation Hospital	4.72%	0.85%	5.58%	1.11%	6.69%	83.42%	16.58%
Medical & Dental	0.82%	0.53%	1.34%	1.91%	3.26%	41.27%	58.73%
Nursing & Midwifery	4.61%	1.05%	5.66%	0.46%	6.12%	92.43%	7.57%
Health & Social Care Professionals	5.40%	0.68%	6.08%	1.54%	7.62%	79.81%	20.19%
Management & Administrative	2.48%	0.50%	2.98%	1.36%	4.34%	68.64%	31.36%
General Support	3.05%	1.01%	4.06%	2.17%	6.23%	65.16%	34.84%
Patient & Client Care	7.44%	1.05%	8.49%	0.55%	9.04%	93.88%	6.12%

Health Service Absence Rate - by Staff Category: Jul 2024	Certified absence	Self-certified absence	Non Covid-19 absence	Covid-19 absence	Total absence rate	% Non Covid-19 absence	% Covid-19 absence
Royal Victoria Eye and Ear	4.42%	0.64%	5.06%	0.57%	5.63%	89.87%	10.13%
Medical & Dental	4.32%	0.36%	4.68%	0.00%	4.68%	100.00%	
Nursing & Midwifery	5.26%	0.86%	6.12%	0.89%	7.01%	87.34%	12.66%
Health & Social Care Professionals	11.77%	0.36%	12.13%	0.00%	12.13%	100.00%	
Management & Administrative	2.04%	0.37%	2.41%	0.75%	3.16%	76.13%	23.87%
General Support	1.35%	0.63%	1.98%	0.67%	2.66%	74.60%	25.40%
Patient & Client Care	10.80%	2.28%	13.08%	0.00%	13.08%	100.00%	

Health Service Absence Rate - by Staff Category: Jul 2024	Certified absence	Self-certified absence	Non Covid-19 absence	Covid-19 absence	Total absence rate	% Non Covid-19 absence	% Covid-19 absence
South Tipperary General	5.55%	0.59%	6.15%	0.95%	7.10%	86.58%	13.42%
Medical & Dental	2.82%	0.20%	3.02%	0.10%	3.12%	96.95%	3.05%
Nursing & Midwifery	5.43%	0.64%	6.06%	0.85%	6.91%	87.67%	12.33%
Health & Social Care Professionals	5.68%	0.47%	6.15%	1.68%	7.83%	78.56%	21.44%
Management & Administrative	4.71%	0.70%	5.42%	1.05%	6.47%	83.78%	16.22%
General Support	8.06%	0.80%	8.86%	0.68%	9.53%	92.92%	7.08%
Patient & Client Care	8.27%	0.66%	8.93%	2.49%	11.42%	78.23%	21.77%

Health Service Absence Rate - by Staff Category: Jul 2024	Certified absence	Self-certified absence	Non Covid-19 absence	Covid-19 absence	Total absence rate	% Non Covid-19 absence	% Covid-19 absence
St. Columcille's	5.54%	0.68%	6.22%	1.27%	7.48%	83.07%	16.93%
Medical & Dental	0.94%	0.52%	1.47%	0.58%	2.05%	71.53%	28.47%
Nursing & Midwifery	4.88%	0.97%	5.85%	1.36%	7.21%	81.11%	18.89%
Health & Social Care Professionals	9.48%	0.53%	10.01%	1.65%	11.66%	85.82%	14.18%
Management & Administrative	5.61%	0.61%	6.22%	1.99%	8.21%	75.75%	24.25%
General Support	7.91%	0.66%	8.57%	0.00%	8.57%	100.00%	
Patient & Client Care	5.86%	0.37%	6.23%	0.94%	7.17%	86.83%	13.17%

Health Service Absence Rate - by Staff Category: Jul 2024	Certified absence	Self-certified absence	Non Covid-19 absence	Covid-19 absence	Total absence rate	% Non Covid-19 absence	% Covid-19 absence
St Luke's General Kilkenny	5.16%	0.67%	5.84%	0.91%	6.74%	86.57%	13.43%
Medical & Dental	0.18%	0.13%	0.32%	0.00%	0.32%	100.00%	
Nursing & Midwifery	4.44%	1.02%	5.45%	0.91%	6.37%	85.67%	14.33%
Health & Social Care Professionals	3.71%	0.51%	4.22%	0.43%	4.65%	90.78%	9.22%
Management & Administrative	5.97%	0.27%	6.25%	0.54%	6.79%	92.05%	7.95%
General Support	14.01%	0.57%	14.58%	2.00%	16.58%	87.94%	12.06%
Patient & Client Care	4.22%	0.99%	5.21%	1.58%	6.78%	76.78%	23.22%

Health Service Absence Rate - by Staff Category: Jul 2024	Certified absence	Self-certified absence	Non Covid-19 absence	Covid-19 absence	Total absence rate	% Non Covid-19 absence	% Covid-19 absence
St. Michael's	3.86%	0.42%	4.27%	0.50%	4.77%	89.58%	10.42%
Medical & Dental	2.55%	0.00%	2.55%	0.00%	2.55%	100.00%	
Nursing & Midwifery	3.30%	0.59%	3.88%	0.90%	4.79%	81.11%	18.89%
Health & Social Care Professionals	2.84%	0.53%	3.37%	0.00%	3.37%	100.00%	
Management & Administrative	4.20%	0.48%	4.68%	0.37%	5.06%	92.61%	7.39%
General Support	8.35%	0.20%	8.55%	0.35%	8.90%	96.01%	3.99%
Patient & Client Care	2.83%	0.00%	2.83%	0.00%	2.83%	100.00%	

Health Service Absence Rate - by Staff Category: Jul 2024	Certified absence	Self-certified absence	Non Covid-19 absence	Covid-19 absence	Total absence rate	% Non Covid-19 absence	% Covid-19 absence
St. Vincent's University	3.21%	0.49%	3.71%	0.46%	4.17%	88.91%	11.09%
Medical & Dental	0.74%	0.07%	0.81%	0.11%	0.92%	87.95%	12.05%
Nursing & Midwifery	3.86%	0.54%	4.40%	0.37%	4.77%	92.26%	7.74%
Health & Social Care Professionals	2.43%	0.43%	2.86%	0.59%	3.45%	82.84%	17.16%
Management & Administrative	3.55%	0.67%	4.22%	0.93%	5.15%	81.88%	18.12%
General Support	2.91%	0.71%	3.63%	0.63%	4.26%	85.11%	14.89%
Patient & Client Care	6.78%	0.70%	7.48%	0.43%	7.91%	94.52%	5.48%

Health Service Absence Rate - by Staff Category: Jul 2024	Certified absence	Self-certified absence	Non Covid-19 absence	Covid-19 absence	Total absence rate	% Non Covid-19 absence	% Covid-19 absence
UH Waterford	4.73%	0.55%	5.28%	0.81%	6.09%	86.65%	13.35%
Medical & Dental	0.69%	0.18%	0.87%	0.20%	1.08%	81.05%	18.95%
Nursing & Midwifery	4.96%	0.75%	5.70%	1.15%	6.85%	83.25%	16.75%
Health & Social Care Professionals	4.87%	0.54%	5.41%	0.92%	6.33%	85.41%	14.59%
Management & Administrative	4.59%	0.32%	4.91%	1.10%	6.01%	81.75%	18.25%
General Support	9.63%	0.65%	10.28%	0.20%	10.49%	98.06%	1.94%
Patient & Client Care	7.74%	0.91%	8.65%	0.63%	9.28%	93.16%	6.84%

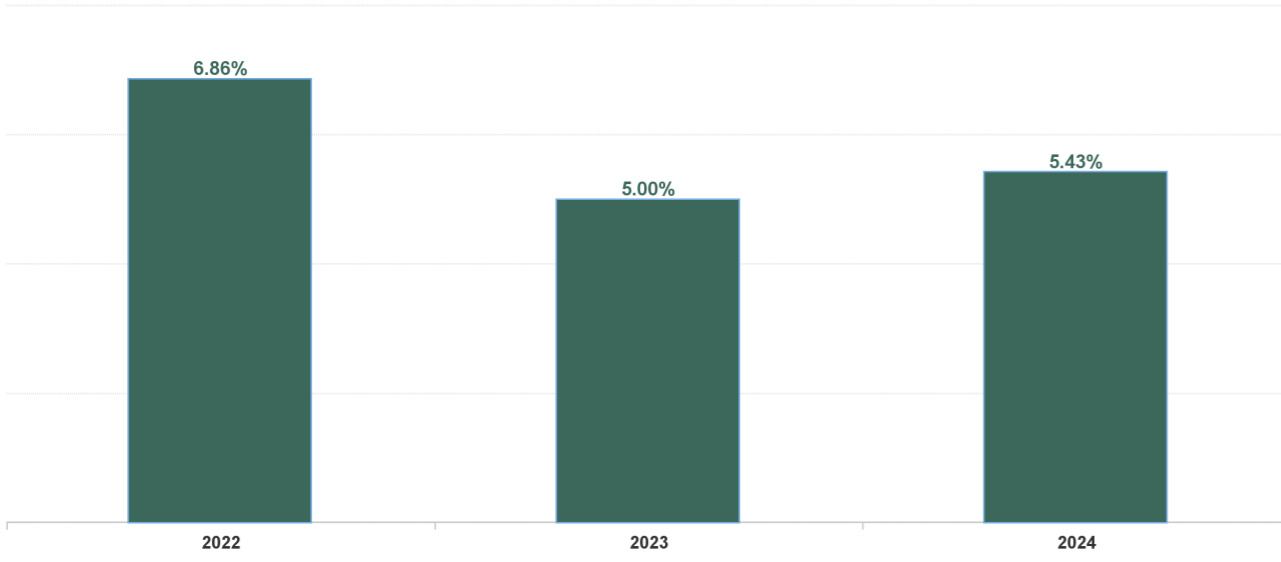
Health Service Absence Rate - by Staff Category: Jul 2024	Certified absence	Self-certified absence	Non Covid-19 absence	Covid-19 absence	Total absence rate	% Non Covid-19 absence	% Covid-19 absence
Wexford General	5.99%	0.61%	6.60%	0.80%	7.41%	89.14%	10.86%
Medical & Dental	0.72%	0.43%	1.15%	0.17%	1.32%	87.01%	12.99%
Nursing & Midwifery	5.13%	0.84%	5.97%	0.85%	6.83%	87.48%	12.52%
Health & Social Care Professionals	5.10%	0.23%	5.34%	0.83%	6.17%	86.49%	13.51%
Management & Administrative	8.29%	0.35%	8.65%	1.61%	10.25%	84.34%	15.66%
General Support	11.50%	0.60%	12.09%	0.80%	12.89%	93.82%	6.18%
Patient & Client Care	6.08%	0.52%	6.60%	0.67%	7.27%	90.85%	9.15%

Year / Month	Certified absence	Self-certified absence	Non Covid-19 absence	Covid-19 absence	Total absence rate	Medical & Dental	Nursing & Midwifery	Health & Social Care Professionals	Management & Administrative	General Support	Patient & Client Care
Jul 2024	4.28%	0.54%	4.82%	0.73%	5.55%	1.41%	5.81%	5.39%	5.64%	8.61%	7.94%
Jun 2024	4.39%	0.58%	4.97%	0.61%	5.58%	2.12%	5.83%	5.10%	5.29%	7.98%	7.96%
May 2024	4.35%	0.56%	4.90%	0.23%	5.14%	1.78%	5.50%	4.34%	5.24%	7.66%	6.91%
Apr 2024	4.42%	0.59%	5.01%	0.16%	5.17%	1.69%	5.52%	4.26%	4.93%	7.99%	7.44%
Mar 2024	4.43%	0.66%	5.10%	0.17%	5.26%	1.81%	5.74%	4.14%	5.06%	7.60%	7.68%
Feb 2024	4.57%	0.63%	5.21%	0.26%	5.47%	1.70%	5.78%	4.61%	6.02%	7.79%	7.57%
Jan 2024	4.54%	0.68%	5.22%	0.61%	5.83%	1.43%	6.55%	5.36%	6.02%	7.99%	7.64%
2024	4.42%	0.61%	5.03%	0.40%	5.43%	1.69%	5.82%	4.75%	5.46%	7.95%	7.59%
Dec 2023	4.30%	0.74%	5.04%	0.58%	5.62%	0.98%	6.13%	5.96%	5.80%	7.70%	7.47%
Nov 2023	3.85%	0.61%	4.45%	0.39%	4.84%	0.97%	5.47%	4.56%	4.92%	7.33%	5.65%
Oct 2023	3.84%	0.57%	4.42%	0.51%	4.92%	1.20%	5.42%	4.13%	5.17%	7.01%	6.99%
Sep 2023	3.82%	0.64%	4.46%	0.65%	5.11%	1.36%	6.06%	4.65%	4.83%	6.52%	6.94%
Aug 2023	4.20%	0.55%	4.75%	0.69%	5.44%	1.32%	6.60%	4.24%	4.71%	7.22%	7.90%
Jul 2023	4.22%	0.52%	4.74%	0.29%	5.03%	1.02%	5.97%	3.77%	5.17%	6.44%	7.06%
Jun 2023	4.13%	0.52%	4.66%	0.22%	4.87%	1.36%	5.46%	3.79%	4.83%	6.48%	7.52%
May 2023	3.81%	0.58%	4.39%	0.35%	4.74%	1.59%	5.48%	3.97%	4.17%	6.17%	6.83%
Apr 2023	3.77%	0.57%	4.34%	0.44%	4.78%	1.56%	5.60%	3.36%	4.76%	6.18%	6.23%
Mar 2023	3.65%	0.56%	4.21%	0.50%	4.72%	1.72%	5.42%	3.70%	4.82%	6.28%	5.70%
Feb 2023	3.51%	0.48%	3.98%	0.39%	4.38%	1.25%	5.18%	3.83%	4.17%	5.95%	4.79%
Jan 2023	4.23%	0.57%	4.80%	0.71%	5.51%	1.59%	6.73%	3.89%	5.01%	7.68%	6.32%
2023	3.94%	0.58%	4.52%	0.48%	5.00%	1.33%	5.80%	4.16%	4.86%	6.75%	6.64%
Dec 2022	4.35%	0.73%	5.08%	1.47%	6.55%	2.06%	7.63%	4.68%	6.42%	8.82%	8.57%
Nov 2022	3.43%	0.54%	3.97%	0.75%	4.72%	1.87%	5.34%	3.42%	4.19%	7.12%	6.12%
Oct 2022	3.46%	0.46%	3.91%	0.78%	4.70%	1.71%	5.21%	3.58%	4.18%	6.62%	7.09%
Sep 2022	3.35%	0.50%	3.85%	0.65%	4.50%	1.05%	5.34%	3.51%	3.58%	7.03%	6.29%
Aug 2022	3.55%	0.42%	3.97%	0.73%	4.70%	1.53%	5.27%	3.62%	3.81%	7.40%	6.84%
Jul 2022	3.74%	0.40%	4.14%	1.61%	5.75%	2.00%	6.28%	4.77%	5.80%	8.08%	7.50%
Jun 2022	4.39%	0.50%	4.89%	1.90%	6.79%	2.79%	7.69%	5.63%	5.85%	8.89%	9.12%
May 2022	3.73%	0.58%	4.31%	1.38%	5.69%	2.13%	6.55%	4.99%	5.09%	7.44%	7.42%
Apr 2022	4.03%	0.42%	4.45%	3.87%	8.32%	2.85%	9.63%	7.34%	7.06%	11.40%	10.86%
Mar 2022	3.81%	0.40%	4.21%	7.56%	11.77%	4.70%	14.04%	13.28%	10.62%	13.23%	11.62%
Feb 2022	3.58%	0.48%	4.06%	4.55%	8.61%	2.62%	10.40%	9.40%	7.56%	10.20%	9.69%
Jan 2022	3.62%	0.33%	3.96%	6.44%	10.39%	3.68%	9.76%	12.97%	11.93%	15.66%	10.38%
2022	3.73%	0.48%	4.22%	2.65%	6.86%	2.39%	7.76%	6.46%	6.35%	9.30%	8.38%
Dec 2021	4.08%	0.41%	4.49%	5.50%	9.99%	3.42%	11.47%	11.85%	8.65%	12.27%	11.17%
Nov 2021	4.33%	0.60%	4.93%	3.70%	8.63%	2.23%	8.43%	11.12%	9.80%	13.02%	8.57%
Oct 2021	4.24%	0.51%	4.75%	2.59%	7.34%	3.26%	7.56%	8.00%	7.38%	10.04%	8.28%
Sep 2021	3.96%	0.47%	4.43%	1.25%	5.68%	1.90%	6.26%	4.67%	5.36%	9.00%	6.98%
Aug 2021	4.02%	0.40%	4.42%	1.90%	6.32%	2.69%	7.58%	5.02%	5.25%	8.25%	7.73%
Jul 2021	3.56%	0.39%	3.94%	1.00%	4.94%	0.99%	5.84%	4.57%	4.68%	6.52%	6.38%
Jun 2021	3.42%	0.40%	3.82%	0.47%	4.29%	1.25%	5.14%	3.25%	3.36%	5.93%	6.42%
May 2021	3.38%	0.35%	3.73%	0.52%	4.26%	1.14%	5.06%	3.40%	3.49%	6.26%	5.34%
Apr 2021	3.07%	0.31%	3.38%	0.75%	4.13%	0.95%	4.94%	3.29%	3.47%	6.07%	5.49%
Mar 2021	3.12%	0.33%	3.45%	1.01%	4.46%	1.26%	5.32%	3.71%	3.94%	5.52%	7.06%
Feb 2021	3.64%	0.45%	4.08%	1.89%	5.98%	1.65%	6.72%	4.70%	5.67%	8.72%	8.79%
Jan 2021	3.71%	0.30%	4.01%	5.89%	9.90%	5.81%	12.00%	7.43%	7.31%	11.64%	12.34%
2021	3.72%	0.41%	4.13%	2.22%	6.35%	2.20%	7.21%	6.01%	5.72%	8.62%	7.90%

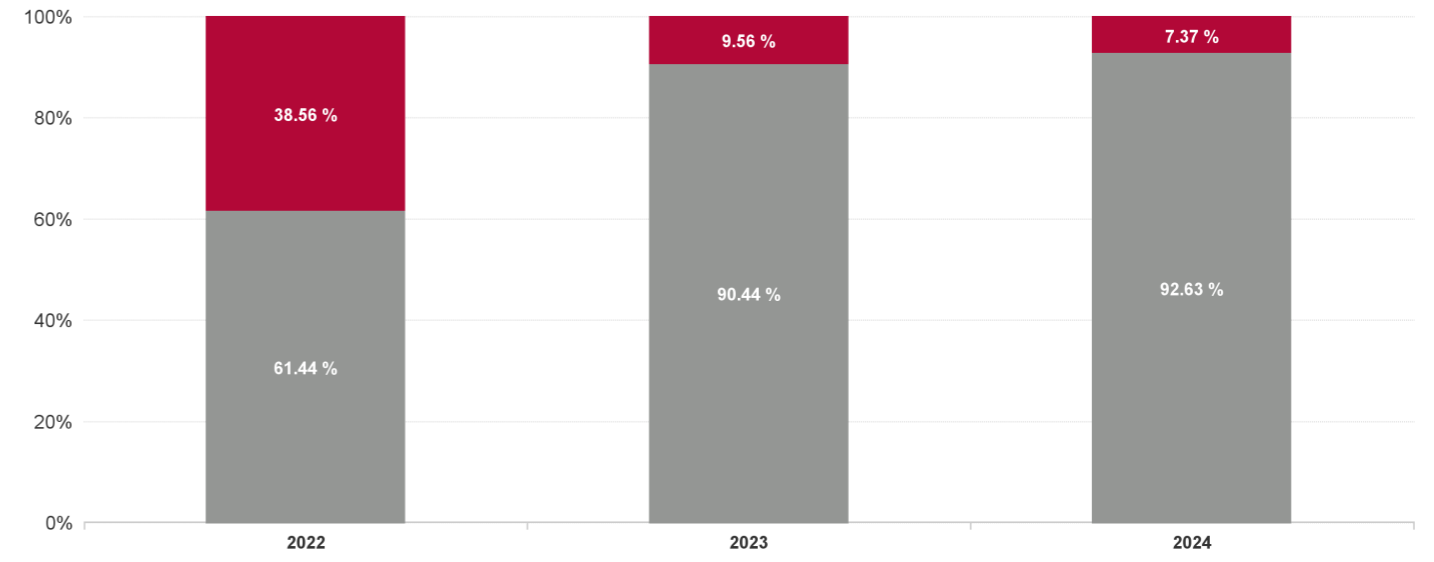
Year / Month	Certified absence	Self-certified absence	Non Covid-19 absence	Covid-19 absence	Total absence rate	IEHG Bank - MRH Mullingar	IEHG Bank - Our Lady's Hospital Navan	IEHG Bank - St Columcille's Hospital	IEHG Bank - St Luke's General Hospital	IEHG Bank - Wexford General Hospital	Ireland East Hospital Group Admin Office	Lourdes Orthopaedic Hospital Kilcreene	National Maternity Hospital	National Rehabilitation Hospital	Royal Victoria Eye and Ear Hospital	South Tipperary General Hospital	St. Columcille's Hospital	St. Luke's General Hospital Kilkenny	St. Michael's Hospital
Jul 2024	4.28%	0.54%	4.82%	0.73%	5.55%	5.49%	36.18%	0.00%	0.00%	6.61%	0.15%	6.50%	3.72%	6.69%	5.63%	7.10%	7.48%	6.74%	4.77%
Jun 2024	4.39%	0.58%	4.97%	0.61%	5.58%	0.00%	5.41%	0.00%	19.52%	4.18%	1.29%	7.93%	4.30%	6.88%	5.06%	6.89%	6.14%	7.17%	6.08%
May 2024	4.35%	0.56%	4.90%	0.23%	5.14%	1.13%	0.00%	0.00%	25.89%	5.48%	1.77%	7.39%	4.01%	5.83%	3.78%	6.20%	5.42%	7.14%	5.80%
Apr 2024	4.42%	0.59%	5.01%	0.16%	5.17%	2.42%	0.00%	0.00%	9.09%	3.23%	5.27%	8.50%	4.17%	6.12%	4.34%	5.64%	5.01%	7.10%	4.90%
Mar 2024	4.43%	0.66%	5.10%	0.17%	5.26%							10.42%	4.72%	5.51%	3.97%	5.84%	6.42%	5.91%	5.34%
Feb 2024	4.57%	0.63%	5.21%	0.26%	5.47%							9.90%	5.12%	5.20%	4.06%	6.71%	7.54%	6.31%	5.88%
Jan 2024	4.54%	0.68%	5.22%	0.61%	5.83%							10.60%	3.99%	7.24%	3.92%	7.79%	8.92%	8.38%	6.44%
2024	4.42%	0.61%	5.03%	0.40%	5.43%	1.98%	6.28%	0.00%	15.95%	5.02%	2.12%	8.87%	4.26%	6.18%	4.40%	6.61%	6.71%	6.98%	5.59%
Dec 2023	4.30%	0.74%	5.04%	0.58%	5.62%							12.06%	4.25%	6.30%	3.64%	7.22%	8.69%	7.19%	5.43%
Nov 2023	3.85%	0.61%	4.45%	0.39%	4.84%							7.71%	3.94%	5.66%	3.51%	6.88%	6.64%	6.43%	3.74%
Oct 2023	3.84%	0.57%	4.42%	0.51%	4.92%							6.06%	3.93%	5.61%	3.91%	6.85%	6.26%	6.71%	4.84%
Sep 2023	3.82%	0.64%	4.46%	0.65%	5.11%							6.87%	4.39%	5.98%	4.18%	6.61%	5.88%	6.44%	5.52%
Aug 2023	4.20%	0.55%	4.75%	0.69%	5.44%							6.34%	4.17%	5.72%	3.77%	7.43%	7.11%	6.75%	4.29%
Jul 2023	4.22%	0.52%	4.74%	0.29%	5.03%							4.60%	4.34%	4.98%	3.64%	6.62%	4.53%	7.00%	5.02%
Jun 2023	4.13%	0.52%	4.66%	0.22%	4.87%							6.18%	4.50%	5.23%	2.27%	6.62%	4.59%	6.59%	4.95%
May 2023	3.81%	0.58%	4.39%	0.35%	4.74%							7.67%	4.95%	5.74%	3.26%	6.58%	4.61%	5.58%	2.80%
Apr 2023	3.77%	0.57%	4.34%	0.44%	4.78%							8.83%	4.56%	4.81%	4.69%	5.45%	4.94%	6.26%	4.38%
Mar 2023	3.65%	0.56%	4.21%	0.50%	4.72%							6.89%	3.62%	4.75%	4.89%	6.46%	6.66%	6.84%	4.87%
Feb 2023	3.51%	0.48%	3.98%	0.39%	4.38%							5.83%	4.36%	3.57%	3.92%	7.09%	4.77%	6.20%	3.79%
Jan 2023	4.23%	0.57%	4.80%	0.71%	5.51%							7.95%	6.19%	4.38%	4.70%	8.73%	6.60%	7.07%	6.22%
2023	3.94%	0.58%	4.52%	0.48%	5.00%							7.18%	4.43%	5.27%	3.86%	6.89%	5.95%	6.59%	4.64%
Dec 2022	4.35%	0.73%	5.08%	1.47%	6.55%							9.92%	5.99%	6.08%	4.45%	10.94%	6.51%	8.40%	6.75%
Nov 2022	3.43%	0.54%	3.97%	0.75%	4.72%							4.92%	3.89%	5.07%	4.06%	6.69%	7.06%	6.18%	5.71%
Oct 2022	3.46%	0.46%	3.91%	0.78%	4.70%							5.88%	4.65%	4.37%	3.23%	6.18%	5.92%	5.82%	6.28%
Sep 2022	3.35%	0.50%	3.85%	0.65%	4.50%							3.78%	3.66%	4.18%	3.19%	6.96%	5.85%	6.41%	4.16%
Aug 2022	3.55%	0.42%	3.97%	0.73%	4.70%							2.74%	3.41%	4.87%	2.79%	6.30%	6.05%	7.00%	4.01%
Jul 2022	3.74%	0.40%	4.14%	1.61%	5.75%							6.16%	4.94%	6.14%	4.38%	8.26%	7.09%	8.22%	4.01%
Jun 2022	4.39%	0.50%	4.89%	1.90%	6.79%							4.52%	4.05%	6.71%	5.48%	7.82%	7.15%	7.27%	3.53%
May 2022	3.73%	0.58%	4.31%	1.38%	5.69%							4.75%	4.50%	5.05%	4.39%	7.38%	5.44%	7.34%	2.96%
Apr 2022	4.03%	0.42%	4.45%	3.87%	8.32%							9.05%	5.15%	11.81%	4.41%	9.57%	6.40%	9.70%	4.98%
Mar 2022	3.81%	0.40%	4.21%	7.56%	11.77%							10.59%	6.17%	10.42%	7.89%	12.46%	9.99%	10.56%	6.55%
Feb 2022	3.58%	0.48%	4.06%	4.55%	8.61%							9.05%	4.78%	5.00%	6.92%	9.32%	7.77%	9.03%	5.93%
Jan 2022	3.62%	0.33%	3.96%	6.44%	10.39%							11.55%	6.14%	9.65%	7.20%	11.98%	9.59%	12.64%	8.86%
2022	3.73%	0.48%	4.22%	2.65%	6.86%							6.86%	4.75%	6.47%	4.80%	8.65%	7.07%	8.21%	5.28%
Dec 2021	4.08%	0.41%	4.49%	5.50%	9.99%							11.14%	5.88%	6.78%	7.06%	9.93%	9.37%	10.70%	4.43%
Nov 2021	4.33%	0.60%	4.93%	3.70%	8.63%							9.23%	5.66%	6.06%	6.18%	9.95%	8.25%	9.15%	4.09%
Oct 2021	4.24%	0.51%	4.75%	2.59%	7.34%							4.73%	5.12%	5.13%	5.33%	8.79%	6.49%	7.83%	5.61%
Sep 2021	3.96%	0.47%	4.43%	1.25%	5.68%							5.51%	3.50%	4.00%	4.41%	7.97%	7.15%	7.46%	5.13%
Aug 2021	4.02%	0.40%	4.42%	1.90%	6.32%							7.58%	3.48%	4.85%	3.87%	8.22%	6.19%	7.14%	5.44%
Jul 2021	3.56%	0.39%	3.94%	1.00%	4.94%							5.48%	2.68%	3.72%	2.94%	6.09%	5.65%	6.80%	4.05%
Jun 2021	3.42%	0.40%	3.82%	0.47%	4.29%							2.73%	2.69%	2.68%	2.26%	4.85%	6.08%	6.93%	6.25%
May 2021	3.38%	0.35%	3.73%	0.52%	4.26%							2.37%	3.22%	3.16%	2.96%	4.27%	5.41%	6.05%	5.17%
Apr 2021	3.07%	0.31%	3.38%	0.75%	4.13%							3.46%	2.65%	3.57%		4.83%	4.82%	5.37%	4.60%
Mar 2021	3.12%	0.33%	3.45%	1.01%	4.46%							4.95%	2.36%	2.91%	2.53%	5.64%	6.72%	6.62%	3.64%
Feb 2021	3.64%	0.45%	4.08%	1.89%	5.98%							5.38%	2.32%	5.00%	3.47%	7.31%	9.56%	7.81%	5.06%
Jan 2021	3.71%	0.30%	4.01%	5.89%	9.90%							4.79%	5.62%	5.44%	5.54%	10.18%	12.70%	12.42%	9.17%
2021	3.72%	0.41%	4.13%	2.22%	6.35%							5.52%	3.75%	4.52%	4.19%	7.33%	7.37%	7.88%	5.18%

St. Vincent's University Hospital	UH Waterford	Vaccination Clinics IEHG (Corporate)	Wexford General Hospital	Ireland East Hospital Group
4.17%	6.09%	0.00%	7.41%	5.55%
3.79%	6.34%	0.00%	6.79%	5.58%
3.77%	5.52%	0.00%	6.31%	5.14%
4.00%	5.28%	0.00%	6.87%	5.17%
4.47%	5.41%		6.21%	5.26%
3.94%	5.78%		6.92%	5.47%
3.66%	5.88%		7.82%	5.83%
3.97%	5.75%	0.00%	6.92%	5.43%
3.84%	5.49%		7.99%	5.62%
3.20%	4.90%		6.84%	4.84%
3.21%	4.80%		7.23%	4.92%
3.45%	5.24%		7.29%	5.11%
4.18%	5.52%		7.50%	5.44%
4.14%	4.33%		6.96%	5.03%
3.96%	4.40%		6.45%	4.87%
3.97%	4.28%		6.09%	4.74%
3.79%	4.64%		6.03%	4.78%
3.07%	5.02%		5.73%	4.72%
2.63%	4.39%		6.36%	4.38%
3.45%	5.24%		7.59%	5.51%
3.57%	4.86%		6.85%	5.00%
3.81%	7.62%		8.75%	6.55%
2.30%	5.40%		7.12%	4.72%
2.57%	5.19%		7.40%	4.70%
2.46%	5.23%		6.35%	4.50%
3.14%	5.25%		6.77%	4.70%
2.76%	7.56%		8.38%	5.75%
	7.12%		8.85%	6.79%
5.27%	6.01%		6.25%	5.69%
9.10%	8.10%		7.54%	8.32%
15.88%	10.17%		10.43%	11.77%
11.04%	7.73%		7.83%	8.61%
11.18%	9.26%		11.60%	10.39%
6.38%	7.02%		8.10%	6.86%
13.26%	7.52%		10.84%	9.99%
10.42%	7.35%		9.90%	8.63%
8.44%	6.33%		8.59%	7.34%
5.06%	5.09%		7.54%	5.68%
6.98%	5.24%		7.92%	6.32%
4.27%	5.60%		6.29%	4.94%
3.03%	4.89%		5.48%	4.29%
3.36%	4.51%		6.00%	4.26%
3.51%	4.36%		4.97%	4.13%
3.86%	4.68%		5.26%	4.46%
5.36%	6.49%		7.03%	5.98%
10.21%	10.75%		10.63%	9.90%
6.52%	6.08%		7.57%	6.35%

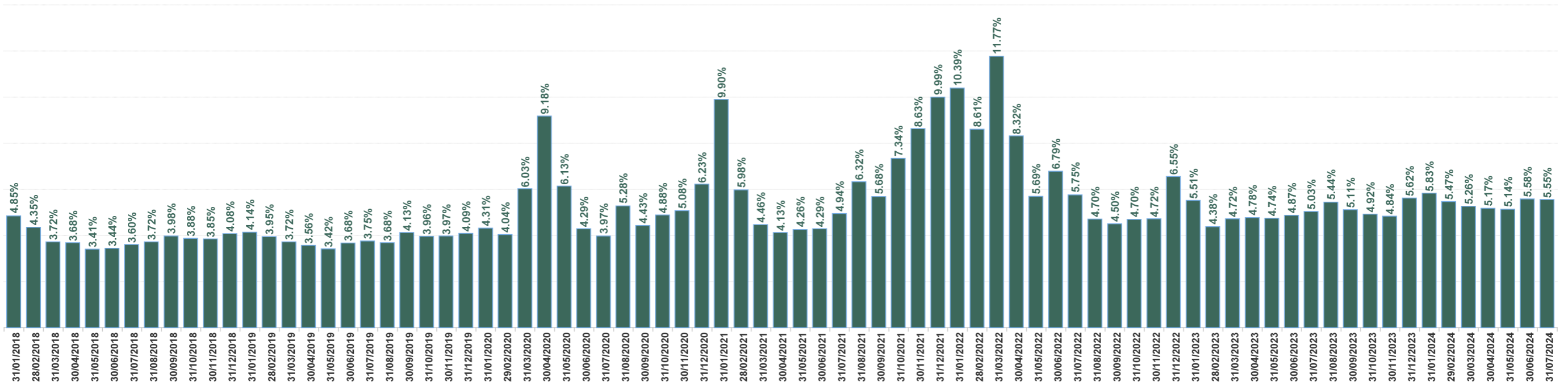
Total Absence Rate



% of Absence Non Covid-19 / Covid-19



Total Absence Rate



Year / Month	Certified absence	Self-certified absence	Non Covid-19 absence	Covid-19 absence	Total absence rate	Health Service Executive	Section 38 Hospitals	Ireland East Hospital Group
Jul 2024	4.28%	0.54%	4.82%	0.73%	5.55%	6.65%	4.45%	5.55%
Jun 2024	4.39%	0.58%	4.97%	0.61%	5.58%	6.62%	4.48%	5.58%
May 2024	4.35%	0.56%	4.90%	0.23%	5.14%	6.07%	4.18%	5.14%
Apr 2024	4.42%	0.59%	5.01%	0.16%	5.17%	5.97%	4.32%	5.17%
Mar 2024	4.43%	0.66%	5.10%	0.17%	5.26%	5.84%	4.65%	5.26%
Feb 2024	4.57%	0.63%	5.21%	0.26%	5.47%	6.40%	4.43%	5.47%
Jan 2024	4.54%	0.68%	5.22%	0.61%	5.83%	7.29%	4.25%	5.83%
2024	4.42%	0.61%	5.03%	0.40%	5.43%	6.41%	4.39%	5.43%
Dec 2023	4.30%	0.74%	5.04%	0.58%	5.62%	6.84%	4.29%	5.62%
Nov 2023	3.85%	0.61%	4.45%	0.39%	4.84%	6.01%	3.60%	4.84%
Oct 2023	3.84%	0.57%	4.42%	0.51%	4.92%	6.06%	3.75%	4.92%
Sep 2023	3.82%	0.64%	4.46%	0.65%	5.11%	6.12%	4.02%	5.11%
Aug 2023	4.20%	0.55%	4.75%	0.69%	5.44%	6.54%	4.36%	5.44%
Jul 2023	4.22%	0.52%	4.74%	0.29%	5.03%	5.71%	4.29%	5.03%
Jun 2023	4.13%	0.52%	4.66%	0.22%	4.87%	5.59%	4.14%	4.87%
May 2023	3.81%	0.58%	4.39%	0.35%	4.74%	5.29%	4.16%	4.74%
Apr 2023	3.77%	0.57%	4.34%	0.44%	4.78%	5.41%	4.13%	4.78%
Mar 2023	3.65%	0.56%	4.21%	0.50%	4.72%	5.89%	3.55%	4.72%
Feb 2023	3.51%	0.48%	3.98%	0.39%	4.38%	5.59%	3.14%	4.38%
Jan 2023	4.23%	0.57%	4.80%	0.71%	5.51%	6.73%	4.24%	5.51%
2023	3.94%	0.58%	4.52%	0.48%	5.00%	5.99%	3.97%	5.00%
Dec 2022	4.35%	0.73%	5.08%	1.47%	6.55%	8.48%	4.63%	6.55%
Nov 2022	3.43%	0.54%	3.97%	0.75%	4.72%	6.19%	3.17%	4.72%
Oct 2022	3.46%	0.46%	3.91%	0.78%	4.70%	5.94%	3.42%	4.70%
Sep 2022	3.35%	0.50%	3.85%	0.65%	4.50%	5.98%	3.02%	4.50%
Aug 2022	3.55%	0.42%	3.97%	0.73%	4.70%	6.08%	3.38%	4.70%
Jul 2022	3.74%	0.40%	4.14%	1.61%	5.75%	7.91%	3.66%	5.75%
Jun 2022	4.39%	0.50%	4.89%	1.90%	6.79%	7.55%	4.77%	6.79%
May 2022	3.73%	0.58%	4.31%	1.38%	5.69%	6.49%	4.91%	5.69%
Apr 2022	4.03%	0.42%	4.45%	3.87%	8.32%	8.44%	8.19%	8.32%

Mar 2022	3.81%	0.40%	4.21%	7.56%	11.77%	10.67%	12.85%	11.77%
Feb 2022	3.58%	0.48%	4.06%	4.55%	8.61%	8.29%	8.93%	8.61%
Jan 2022	3.62%	0.33%	3.96%	6.44%	10.39%	10.88%	9.90%	10.39%
2022	3.73%	0.48%	4.22%	2.65%	6.86%	7.73%	5.95%	6.86%
Dec 2021	4.08%	0.41%	4.49%	5.50%	9.99%	9.36%	10.59%	9.99%
Nov 2021	4.33%	0.60%	4.93%	3.70%	8.63%	8.70%	8.57%	8.63%
Oct 2021	4.24%	0.51%	4.75%	2.59%	7.34%	7.45%	7.23%	7.34%
Sep 2021	3.96%	0.47%	4.43%	1.25%	5.68%	6.66%	4.69%	5.68%
Aug 2021	4.02%	0.40%	4.42%	1.90%	6.32%	6.72%	5.96%	6.32%
Jul 2021	3.56%	0.39%	3.94%	1.00%	4.94%	6.05%	3.88%	4.94%
Jun 2021	3.42%	0.40%	3.82%	0.47%	4.29%	5.46%	3.14%	4.29%
May 2021	3.38%	0.35%	3.73%	0.52%	4.26%	5.09%	3.42%	4.26%
Apr 2021	3.07%	0.31%	3.38%	0.75%	4.13%	4.77%	3.46%	4.13%
Mar 2021	3.12%	0.33%	3.45%	1.01%	4.46%	5.50%	3.46%	4.46%
Feb 2021	3.64%	0.45%	4.08%	1.89%	5.98%	7.22%	4.72%	5.98%
Jan 2021	3.71%	0.30%	4.01%	5.89%	9.90%	11.06%	8.71%	9.90%
2021	3.72%	0.41%	4.13%	2.22%	6.35%	7.01%	5.69%	6.35%

Total Absence Rate

