

# HSE Dublin & Midlands : JUL 2024

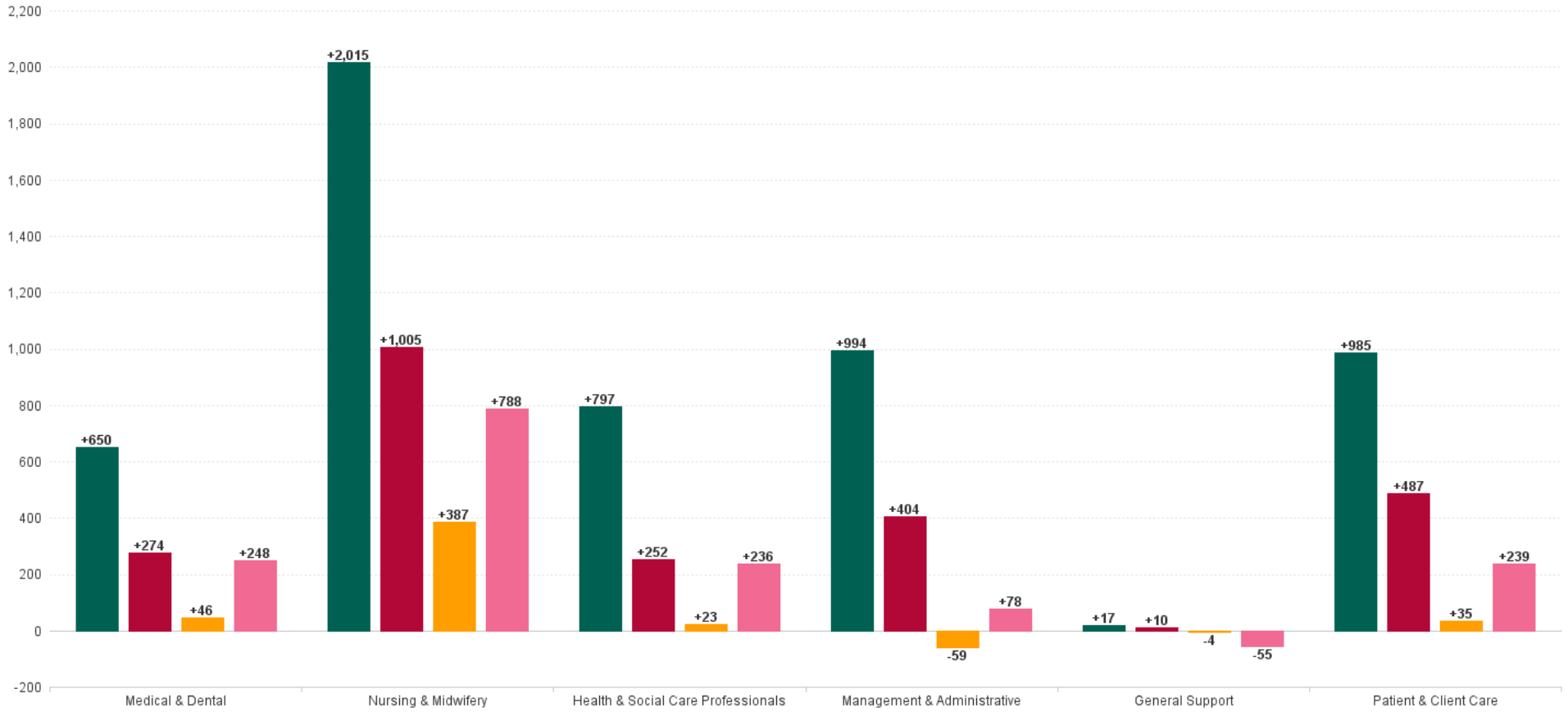
## Employment Report by Staff Group

| JUL 2024  | WTE DEC 2019  | WTE DEC 2022  | WTE DEC 2023  | WTE JUN 2024  | WTE JUL 2024  | WTE Change 2023 | WTE Change 2024 | WTE Change JUN 2024 | WTE Change Dec 2022 to JUL 2024 | WTE Change Dec 2019 to JUL 2024 | % WTE Change Dec 2022 to JUL 2024 | No. JUL 2024  |
|---|---------------|---------------|---------------|---------------|---------------|-----------------|-----------------|---------------------|---------------------------------|---------------------------------|-----------------------------------|---------------|
| <b>Overall</b>                                  | <b>25,344</b> | <b>28,370</b> | <b>30,373</b> | <b>30,806</b> | <b>30,802</b> | <b>+2,003</b>   | <b>+429</b>     | <b>-3</b>           | <b>+2,432</b>                   | <b>+5,458</b>                   | <b>8.57%</b>                      | <b>35,503</b> |
| Consultants                                     | 795           | 970           | 1,053         | 1,089         | 1,100         | +83             | +47             | +11                 | +129                            | +304                            | 13.34%                            | 1,182         |
| Registrars                                      | 899           | 1,032         | 1,100         | 1,107         | 1,138         | +68             | +38             | +30                 | +106                            | +239                            | 10.24%                            | 1,660         |
| SHO/ Interns                                    | 626           | 711           | 786           | 776           | 754           | +75             | -33             | -22                 | +42                             | +128                            | 5.93%                             | 1,126         |
| Medical/ Dental, other                          | 129           | 111           | 113           | 107           | 108           | +2              | -5              | +1                  | -3                              | -21                             | -2.78%                            | 158           |
| <b>Medical &amp; Dental</b>                     | <b>2,448</b>  | <b>2,824</b>  | <b>3,052</b>  | <b>3,079</b>  | <b>3,098</b>  | <b>+228</b>     | <b>+46</b>      | <b>+20</b>          | <b>+274</b>                     | <b>+650</b>                     | <b>9.71%</b>                      | <b>4,126</b>  |
| Nurse/ Midwife Manager                          | 1,881         | 2,107         | 2,192         | 2,197         | 2,194         | +85             | +2              | -2                  | +87                             | +314                            | 4.13%                             | 2,387         |
| Nurse/ Midwife Specialist & AN/MP               | 524           | 755           | 922           | 951           | 961           | +167            | +40             | +11                 | +207                            | +437                            | 27.39%                            | 1,070         |
| Staff Nurse/ Staff Midwife                      | 5,407         | 5,901         | 6,332         | 6,635         | 6,622         | +430            | +290            | -14                 | +720                            | +1,214                          | 12.20%                            | 7,294         |
| Public Health Nurse                             | 281           | 276           | 268           | 258           | 265           | -8              | -4              | +7                  | -12                             | -16                             | -4.24%                            | 315           |
| <i>Nursing/ Midwifery awaiting registration</i> | 32            | 93            | 47            | 35            | 22            | -46             | -25             | -14                 | -71                             | -10                             | -76.82%                           | 24            |
| <i>Post-registration Nurse/ Midwife Student</i> | 97            | 87            | 72            | 45            | 34            | -15             | -39             | -11                 | -53                             | -63                             | -61.21%                           | 39            |
| <i>Pre-registration Nurse/ Midwife Intern</i>   | 23            | 34            | 33            | 157           | 157           | -0              | +124            | -0                  | +123                            | +134                            | 367.93%                           | 318           |
| Nursing/ Midwifery Student                      | 151           | 213           | 152           | 237           | 212           | -61             | +60             | -25                 | -1                              | +61                             | -0.62%                            | 381           |
| Nursing/ Midwifery other                        | 64            | 66            | 71            | 71            | 70            | +5              | -1              | -2                  | +4                              | +5                              | 6.17%                             | 83            |
| <b>Nursing &amp; Midwifery</b>                  | <b>8,308</b>  | <b>9,319</b>  | <b>9,937</b>  | <b>10,349</b> | <b>10,324</b> | <b>+618</b>     | <b>+387</b>     | <b>-25</b>          | <b>+1,005</b>                   | <b>+2,015</b>                   | <b>10.78%</b>                     | <b>11,530</b> |
| <i>Dietitians</i>                               | 186           | 209           | 221           | 231           | 223           | +12             | +3              | -7                  | +14                             | +38                             | 6.77%                             | 254           |
| <i>Occupational Therapists</i>                  | 351           | 374           | 395           | 388           | 381           | +20             | -14             | -7                  | +6                              | +29                             | 1.67%                             | 433           |
| <i>Orthoptists</i>                              | 8             | 9             | 8             | 8             | 9             | -1              | +1              | +1                  | +0                              | +1                              | 1.35%                             | 12            |
| <i>Physiotherapists</i>                         | 397           | 478           | 504           | 502           | 495           | +27             | -10             | -8                  | +17                             | +97                             | 3.53%                             | 561           |
| <i>Podiatrists &amp; Chiropodists</i>           | 8             | 12            | 15            | 15            | 15            | +3              | -0              | -0                  | +3                              | +7                              | 23.00%                            | 19            |
| <i>Speech &amp; Language Therapists</i>         | 242           | 256           | 259           | 254           | 251           | +3              | -7              | -3                  | -5                              | +9                              | -1.78%                            | 292           |
| Therapy Professions                             | 1,192         | 1,338         | 1,402         | 1,399         | 1,374         | +64             | -28             | -25                 | +36                             | +182                            | 2.67%                             | 1,571         |
| Health Science/ Diagnostics                     | 1,337         | 1,451         | 1,511         | 1,533         | 1,532         | +61             | +21             | -1                  | +81                             | +195                            | 5.61%                             | 1,658         |
| Social Care                                     | 653           | 821           | 835           | 845           | 853           | +14             | +19             | +8                  | +33                             | +200                            | 3.98%                             | 976           |
| Pharmacy  | 326           | 353           | 379           | 390           | 396           | +26             | +17             | +6                  | +43                             | +71                             | 12.19%                            | 439           |
| Psychologists                                   | 194           | 216           | 253           | 247           | 242           | +37             | -11             | -5                  | +26                             | +48                             | 12.28%                            | 280           |
| Social Workers                                  | 284           | 321           | 351           | 346           | 343           | +30             | -8              | -3                  | +22                             | +58                             | 6.73%                             | 384           |
| H&SC, Other                                     | 130           | 162           | 158           | 176           | 172           | -4              | +14             | -4                  | +11                             | +42                             | 6.67%                             | 202           |
| <b>Health &amp; Social Care Professionals</b>   | <b>4,116</b>  | <b>4,661</b>  | <b>4,889</b>  | <b>4,937</b>  | <b>4,912</b>  | <b>+228</b>     | <b>+23</b>      | <b>-24</b>          | <b>+252</b>                     | <b>+797</b>                     | <b>5.40%</b>                      | <b>5,510</b>  |
| Management (VIII & above)                       | 271           | 358           | 348           | 353           | 349           | -10             | +1              | -3                  | -9                              | +78                             | -2.51%                            | 355           |
| Administrative/ Supervisory (V to VII)          | 1,057         | 1,398         | 1,621         | 1,607         | 1,604         | +223            | -17             | -4                  | +206                            | +547                            | 14.72%                            | 1,682         |
| Clerical (III & IV)                             | 2,178         | 2,340         | 2,591         | 2,552         | 2,547         | +251            | -43             | -5                  | +208                            | +369                            | 8.88%                             | 2,887         |
| <b>Management &amp; Administrative</b>          | <b>3,506</b>  | <b>4,096</b>  | <b>4,559</b>  | <b>4,512</b>  | <b>4,500</b>  | <b>+464</b>     | <b>-59</b>      | <b>-12</b>          | <b>+404</b>                     | <b>+994</b>                     | <b>9.88%</b>                      | <b>4,924</b>  |
| Support   | 1,468         | 1,476         | 1,479         | 1,469         | 1,481         | +3              | +2              | +13                 | +5                              | +13                             | 0.34%                             | 1,745         |
| Maintenance/ Technical                          | 252           | 251           | 262           | 256           | 256           | +10             | -5              | +0                  | +5                              | +4                              | 1.90%                             | 265           |
| <b>General Support</b>                          | <b>1,721</b>  | <b>1,728</b>  | <b>1,741</b>  | <b>1,724</b>  | <b>1,738</b>  | <b>+13</b>      | <b>-4</b>       | <b>+13</b>          | <b>+10</b>                      | <b>+17</b>                      | <b>0.57%</b>                      | <b>2,010</b>  |
| Health Care Assistants                          | 4,127         | 4,562         | 4,922         | 4,949         | 4,967         | +360            | +45             | +18                 | +405                            | +840                            | 8.88%                             | 5,791         |
| Home Help                                       | 330           | 337           | 368           | 365           | 368           | +31             | +0              | +3                  | +31                             | +39                             | 9.15%                             | 587           |
| Care, other                                     | 789           | 844           | 905           | 892           | 895           | +61             | -10             | +3                  | +51                             | +106                            | 6.07%                             | 1,025         |
| <b>Patient &amp; Client Care</b>                | <b>5,246</b>  | <b>5,743</b>  | <b>6,195</b>  | <b>6,205</b>  | <b>6,230</b>  | <b>+452</b>     | <b>+35</b>      | <b>+25</b>          | <b>+487</b>                     | <b>+985</b>                     | <b>8.48%</b>                      | <b>7,403</b>  |



# WTE Change by Staff Category

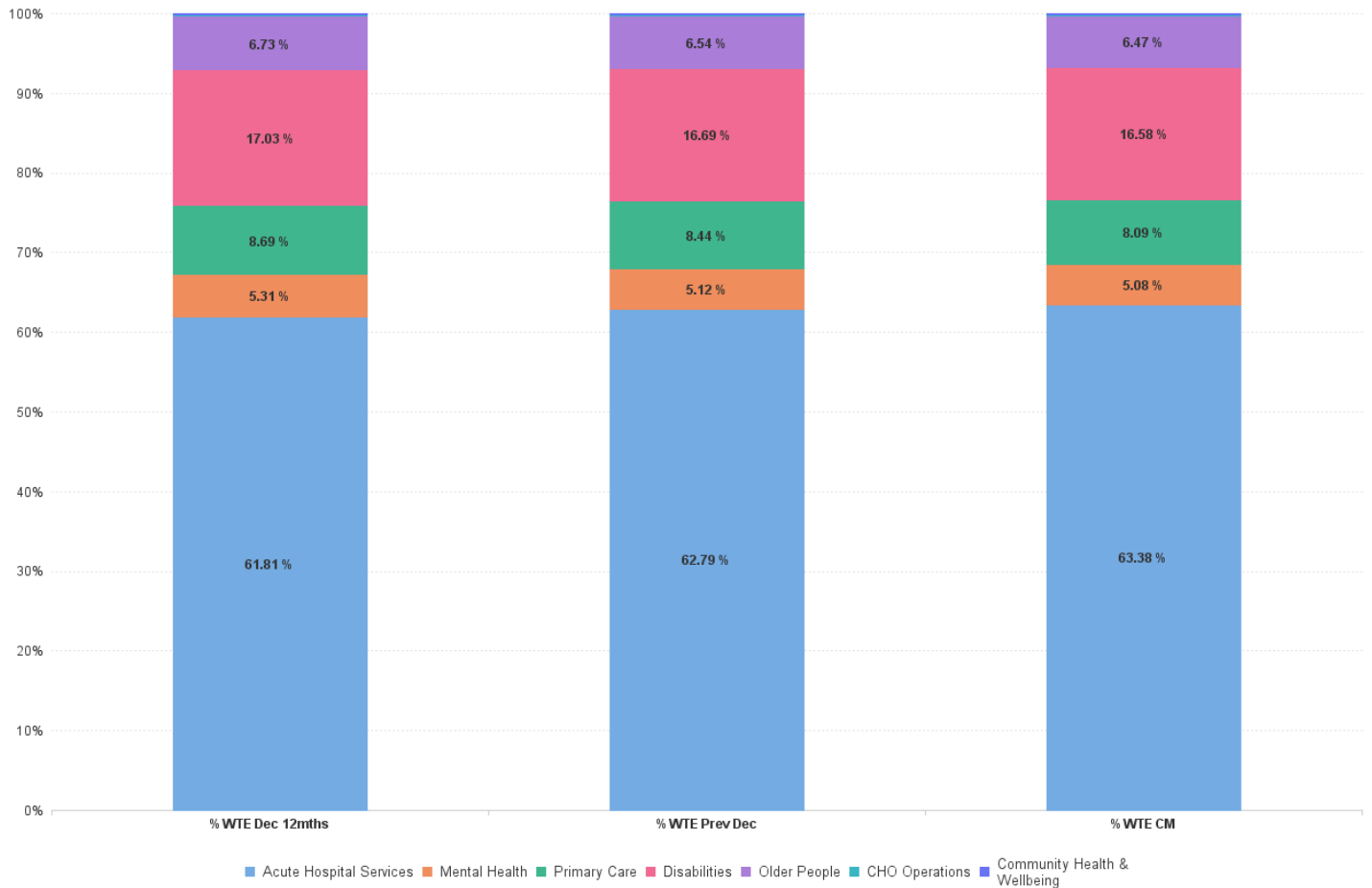
■ WTE change since DEC 2019 ■ WTE change since DEC 2022 ■ WTE change since DEC 2023 ■ WTE change since JUL 2023



## HSE Dublin & Midlands by Care Group: JUL 2024

| JUL 2024                     | WTE DEC 2019  | WTE DEC 2022  | WTE DEC 2023  | WTE JUN 2024  | WTE JUL 2024  | WTE Change 2023 | WTE Change 2024 | WTE Change JUN 2024 | WTE Change Dec 2022 to JUL 2024 | WTE Change Dec 2019 to JUL 2024 | % WTE Change Dec 2022 to JUL 2024 | No. JUL 2024  |
|------------------------------|---------------|---------------|---------------|---------------|---------------|-----------------|-----------------|---------------------|---------------------------------|---------------------------------|-----------------------------------|---------------|
| <b>Overall</b>               | <b>25,344</b> | <b>28,370</b> | <b>30,373</b> | <b>30,806</b> | <b>30,802</b> | <b>+2,003</b>   | <b>+429</b>     | <b>-3</b>           | <b>+2,432</b>                   | <b>+5,458</b>                   | <b>8.57%</b>                      | <b>35,503</b> |
| Acute Hospital Services      | 15,335        | 17,537        | 19,072        | 19,525        | 19,523        | +1,535          | +451            | -3                  | +1,986                          | +4,188                          | 11.33%                            | 22,247        |
| Mental Health                | 1,472         | 1,506         | 1,556         | 1,570         | 1,564         | +49             | +8              | -6                  | +58                             | +92                             | 3.83%                             | 1,745         |
| Primary Care                 | 2,410         | 2,467         | 2,562         | 2,518         | 2,492         | +95             | -71             | -26                 | +25                             | +81                             | 1.01%                             | 2,911         |
| Disabilities                 | 4,210         | 4,831         | 5,069         | 5,069         | 5,108         | +238            | +39             | +39                 | +277                            | +898                            | 5.73%                             | 6,119         |
| Older People                 | 1,917         | 1,910         | 1,987         | 2,000         | 1,993         | +77             | +6              | -7                  | +83                             | +76                             | 4.36%                             | 2,351         |
| CHO Operations               |               | 58            | 60            | 57            | 56            | +2              | -4              | -1                  | -2                              | +56                             | -3.87%                            | 57            |
| Community Health & Wellbeing |               | 61            | 68            | 67            | 67            | +7              | -1              | +1                  | +6                              | +67                             | 9.52%                             | 73            |

### % Total by Care Group



# HSE Dublin & Midlands Staff by Care Group: JUL 2024

## Acute Hospital Services

| JUL 2024                                      | WTE DEC 2019  | WTE DEC 2022  | WTE DEC 2023  | WTE JUN 2024  | WTE JUL 2024  | WTE Change 2023 | WTE Change 2024 | WTE change since DEC 2023 | WTE Change Dec 2022 to JUL 2024 | WTE Change Dec 2019 to JUL 2024 | % WTE Change Dec 2022 to JUL 2024 | No. JUL 2024  |
|---|---------------|---------------|---------------|---------------|---------------|-----------------|-----------------|---------------------------|---------------------------------|---------------------------------|-----------------------------------|---------------|
| <b>Total Acute Hospital Services</b>          | <b>15,335</b> | <b>17,537</b> | <b>19,072</b> | <b>19,525</b> | <b>19,523</b> | <b>+1,535</b>   | <b>+451</b>     | <b>+451</b>               | <b>+1,986</b>                   | <b>+4,188</b>                   | <b>11.33%</b>                     | <b>22,247</b> |
| Consultants                                   | 718           | 890           | 967           | 995           | 1,006         | +77             | +39             | +39                       | +116                            | +288                            | 13.06%                            | 1,083         |
| Registrars                                    | 750           | 863           | 938           | 957           | 976           | +74             | +39             | +39                       | +113                            | +227                            | 13.09%                            | 1,450         |
| SHO/ Interns                                  | 567           | 649           | 710           | 707           | 684           | +61             | -26             | -26                       | +35                             | +117                            | 5.43%                             | 1,031         |
| Medical/ Dental, other                        | 10            | 13            | 14            | 13            | 14            | +1              | +0              | +0                        | +2                              | +4                              | 12.83%                            | 20            |
| <b>Medical &amp; Dental</b>                   | <b>2,044</b>  | <b>2,414</b>  | <b>2,628</b>  | <b>2,672</b>  | <b>2,680</b>  | <b>+214</b>     | <b>+52</b>      | <b>+52</b>                | <b>+266</b>                     | <b>+636</b>                     | <b>11.02%</b>                     | <b>3,584</b>  |
| Nurse/ Midwife Manager                        | 1,280         | 1,453         | 1,532         | 1,547         | 1,542         | +79             | +10             | +10                       | +89                             | +262                            | 6.11%                             | 1,695         |
| Nurse/ Midwife Specialist & AN/MP             | 369           | 540           | 674           | 696           | 708           | +133            | +34             | +34                       | +167                            | +338                            | 30.98%                            | 791           |
| Staff Nurse/ Staff Midwife                    | 3,881         | 4,312         | 4,749         | 5,059         | 5,057         | +437            | +308            | +308                      | +744                            | +1,176                          | 17.26%                            | 5,508         |
| Nursing/ Midwifery awaiting registration      | 22            | 86            | 39            | 34            | 21            | -1              | -5.7%           | -19                       | -47.7%                          | -66                             | -76.25%                           | 23            |
| Post-registration Nurse/ Midwife Student      | 76            | 62            | 59            | 40            | 33            | -43             | -56.8%          | -27                       | -44.9%                          | -30                             | -47.38%                           | 38            |
| Pre-registration Nurse/ Midwife Intern        | 21            | 33            | 32            | 121           | 122           | +101            | +488.9%         | +90                       | +283.6%                         | +88                             | 263.70%                           | 245           |
| Nursing/ Midwifery Student                    | 118           | 182           | 130           | 196           | 175           | -52             | +44             | +44                       | -7                              | +57                             | -4.01%                            | 306           |
| Nursing/ Midwifery other                      | 48            | 46            | 54            | 54            | 53            | +8              | -1              | -1                        | +7                              | +5                              | 15.88%                            | 63            |
| <b>Nursing &amp; Midwifery</b>                | <b>5,697</b>  | <b>6,533</b>  | <b>7,139</b>  | <b>7,551</b>  | <b>7,534</b>  | <b>+606</b>     | <b>+395</b>     | <b>+395</b>               | <b>+1,001</b>                   | <b>+1,838</b>                   | <b>15.32%</b>                     | <b>8,363</b>  |
| Dietitians                                    | 146           | 161           | 168           | 174           | 168           | +22             | +15.2%          | -0                        | -0.2%                           | +7                              | 4.42%                             | 184           |
| Occupational Therapists                       | 92            | 114           | 130           | 130           | 131           | +39             | +42.6%          | +1                        | +0.8%                           | +17                             | 14.46%                            | 145           |
| Orthoptists                                   | 8             | 6             | 5             | 6             | 6             | -2              | -21.0%          | +1                        | +19.8%                          | +0                              | 5.83%                             | 9             |
| Physiotherapists                              | 221           | 284           | 303           | 299           | 296           | +75             | +33.8%          | -6                        | -2.1%                           | +12                             | 4.21%                             | 327           |
| Podiatrists & Chiropodists                    | 4             | 5             | 4             | 4             | 3             | -1              | -19.3%          | -0                        | -5.8%                           | -1                              | -30.28%                           | 5             |
| Speech & Language Therapists                  | 57            | 75            | 84            | 77            | 77            | +20             | +34.1%          | -7                        | -8.4%                           | +2                              | 2.02%                             | 90            |
| Therapy Professions                           | 528           | 645           | 693           | 690           | 681           | +48             | -12             | -12                       | +36                             | +153                            | 5.58%                             | 760           |
| Health Science/ Diagnostics                   | 1,329         | 1,431         | 1,496         | 1,516         | 1,514         | +65             | +19             | +19                       | +83                             | +185                            | 5.81%                             | 1,638         |
| Pharmacy                                      | 281           | 309           | 331           | 342           | 348           | +22             | +17             | +17                       | +39                             | +67                             | 12.55%                            | 383           |
| Psychologists                                 | 51            | 62            | 83            | 79            | 76            | +21             | -7              | -7                        | +14                             | +26                             | 22.26%                            | 95            |
| Social Workers                                | 136           | 155           | 178           | 175           | 175           | +23             | -3              | -3                        | +20                             | +39                             | 13.16%                            | 196           |
| H&SC, Other                                   | 59            | 88            | 78            | 91            | 87            | -10             | +9              | +9                        | -1                              | +28                             | -1.57%                            | 100           |
| <b>Health &amp; Social Care Professionals</b> | <b>2,385</b>  | <b>2,691</b>  | <b>2,859</b>  | <b>2,892</b>  | <b>2,881</b>  | <b>+168</b>     | <b>+23</b>      | <b>+23</b>                | <b>+191</b>                     | <b>+497</b>                     | <b>7.09%</b>                      | <b>3,172</b>  |
| Management (VIII & above)                     | 175           | 221           | 220           | 227           | 225           | -1              | +5              | +5                        | +4                              | +50                             | 1.67%                             | 228           |
| Administrative/ Supervisory (V to VII)        | 789           | 1,018         | 1,187         | 1,177         | 1,180         | +169            | -7              | -7                        | +162                            | +391                            | 15.91%                            | 1,238         |
| Clerical (III & IV)                           | 1,576         | 1,666         | 1,827         | 1,821         | 1,828         | +161            | +1              | +1                        | +162                            | +251                            | 9.71%                             | 2,084         |
| <b>Management &amp; Administrative</b>        | <b>2,539</b>  | <b>2,905</b>  | <b>3,234</b>  | <b>3,226</b>  | <b>3,232</b>  | <b>+329</b>     | <b>-1</b>       | <b>-1</b>                 | <b>+327</b>                     | <b>+693</b>                     | <b>11.27%</b>                     | <b>3,550</b>  |
| Support                                       | 985           | 1,032         | 1,047         | 1,044         | 1,057         | +15             | +10             | +10                       | +25                             | +72                             | 2.40%                             | 1,199         |
| Maintenance/ Technical                        | 158           | 156           | 152           | 152           | 153           | -4              | +1              | +1                        | -3                              | -5                              | -2.10%                            | 155           |
| <b>General Support</b>                        | <b>1,143</b>  | <b>1,188</b>  | <b>1,199</b>  | <b>1,196</b>  | <b>1,210</b>  | <b>+10</b>      | <b>+11</b>      | <b>+11</b>                | <b>+21</b>                      | <b>+67</b>                      | <b>1.80%</b>                      | <b>1,354</b>  |
| Health Care Assistants                        | 1,491         | 1,762         | 1,928         | 1,905         | 1,902         | +165            | -26             | -26                       | +139                            | +410                            | 7.90%                             | 2,129         |
| Care, other                                   | 36            | 43            | 85            | 83            | 83            | +43             | -2              | -2                        | +41                             | +48                             | 95.17%                            | 95            |
| <b>Patient &amp; Client Care</b>              | <b>1,527</b>  | <b>1,805</b>  | <b>2,013</b>  | <b>1,988</b>  | <b>1,985</b>  | <b>+208</b>     | <b>-28</b>      | <b>-28</b>                | <b>+180</b>                     | <b>+458</b>                     | <b>9.96%</b>                      | <b>2,224</b>  |

# HSE Dublin & Midlands Staff by Care Group: JUL 2024

## Mental Health

| JUL 2024                                      | WTE DEC 2019 | WTE DEC 2022 | WTE DEC 2023 | WTE JUN 2024 | WTE JUL 2024 | WTE Change 2023 | WTE Change 2024 | WTE change since DEC 2023 | WTE Change Dec 2022 to JUL 2024 | WTE Change Dec 2019 to JUL 2024 | % WTE Change Dec 2022 to JUL 2024 | No. JUL 2024 |
|---|--------------|--------------|--------------|--------------|--------------|-----------------|-----------------|---------------------------|---------------------------------|---------------------------------|-----------------------------------|--------------|
| <b>Total Mental Health</b>                    | <b>1,472</b> | <b>1,506</b> | <b>1,556</b> | <b>1,570</b> | <b>1,564</b> | <b>+49</b>      | <b>+8</b>       | <b>+8</b>                 | <b>+58</b>                      | <b>+92</b>                      | <b>3.83%</b>                      | <b>1,745</b> |
| Consultants                                   | 62           | 68           | 71           | 79           | 79           | +3              | +8              | +8                        | +12                             | +17                             | 17.15%                            | 83           |
| Registrars                                    | 54           | 71           | 60           | 60           | 63           | -10             | +3              | +3                        | -7                              | +9                              | -10.56%                           | 90           |
| SHO/ Interns                                  | 44           | 42           | 48           | 43           | 43           | +7              | -5              | -5                        | +1                              | -1                              | 3.26%                             | 60           |
| <b>Medical &amp; Dental</b>                   | <b>160</b>   | <b>180</b>   | <b>180</b>   | <b>182</b>   | <b>186</b>   | <b>-0</b>       | <b>+6</b>       | <b>+6</b>                 | <b>+6</b>                       | <b>+25</b>                      | <b>3.08%</b>                      | <b>233</b>   |
| Nurse/ Midwife Manager                        | 181          | 172          | 163          | 158          | 159          | -9              | -4              | -4                        | -13                             | -23                             | -7.61%                            | 164          |
| Nurse/ Midwife Specialist & AN/MP             | 78           | 103          | 128          | 129          | 128          | +25             | +0              | +0                        | +25                             | +51                             | 24.08%                            | 135          |
| Staff Nurse/ Staff Midwife                    | 394          | 395          | 386          | 390          | 390          | -9              | +4              | +4                        | -5                              | -5                              | -1.30%                            | 421          |
| Nursing/ Midwifery awaiting registration      | 10           | 4            | 7            |              |              | -10             | -100.0%         | -7                        | -100.0%                         | -4                              | -100.00%                          |              |
| Pre-registration Nurse/ Midwife Intern        | 2            | 0            | 1            | 26           | 26           | +24             | +1,286.1%       | +25                       | +5,084.0%                       | +26                             | 25,820.00%                        | 52           |
| Nursing/ Midwifery Student                    | 12           | 4            | 7            | 26           | 26           | +3              | +19             | +19                       | +22                             | +14                             | 585.71%                           | 52           |
| Nursing/ Midwifery other                      | 9            | 7            | 5            | 8            | 8            | -1              | +2              | +2                        | +1                              | -1                              | 11.66%                            | 9            |
| <b>Nursing &amp; Midwifery</b>                | <b>674</b>   | <b>681</b>   | <b>689</b>   | <b>711</b>   | <b>710</b>   | <b>+8</b>       | <b>+21</b>      | <b>+21</b>                | <b>+30</b>                      | <b>+36</b>                      | <b>4.36%</b>                      | <b>781</b>   |
| Dietitians                                    | 5            | 3            | 3            | 3            | 3            | -2              | -31.4%          | +0                        | +3.0%                           | -0                              | -1.72%                            | 4            |
| Occupational Therapists                       | 56           | 53           | 56           | 55           | 53           | -2              | -4.3%           | -3                        | -5.4%                           | +0                              | 0.87%                             | 59           |
| Speech & Language Therapists                  | 11           | 15           | 16           | 20           | 19           | +8              | +72.9%          | +3                        | +18.5%                          | +4                              | 28.31%                            | 21           |
| Therapy Professions                           | 72           | 71           | 76           | 78           | 76           | +5              | +0              | +0                        | +5                              | +4                              | 6.53%                             | 84           |
| Social Care                                   | 11           | 9            | 8            | 6            | 5            | -1              | -3              | -3                        | -4                              | -5                              | -40.41%                           | 7            |
| Pharmacy                                      | 2            | 1            | 2            | 2            | 2            | +2              | -0              | -0                        | +2                              | +0                              | 208.22%                           | 3            |
| Psychologists                                 | 48           | 50           | 53           | 52           | 53           | +2              | -0              | -0                        | +2                              | +5                              | 4.71%                             | 57           |
| Social Workers                                | 55           | 62           | 68           | 67           | 65           | +7              | -3              | -3                        | +3                              | +10                             | 5.62%                             | 72           |
| H&SC, Other                                   | 26           | 31           | 33           | 34           | 34           | +2              | +1              | +1                        | +4                              | +8                              | 11.57%                            | 41           |
| <b>Health &amp; Social Care Professionals</b> | <b>213</b>   | <b>223</b>   | <b>240</b>   | <b>239</b>   | <b>235</b>   | <b>+17</b>      | <b>-5</b>       | <b>-5</b>                 | <b>+12</b>                      | <b>+22</b>                      | <b>5.38%</b>                      | <b>264</b>   |
| Management (VIII & above)                     | 4            | 6            | 6            | 6            | 6            | +0              | -0              | -0                        | +0                              | +2                              | 1.89%                             | 6            |
| Administrative/ Supervisory (V to VII)        | 30           | 35           | 40           | 41           | 37           | +5              | -3              | -3                        | +2                              | +7                              | 4.74%                             | 39           |
| Clerical (III & IV)                           | 95           | 102          | 118          | 110          | 109          | +17             | -9              | -9                        | +7                              | +14                             | 7.36%                             | 120          |
| <b>Management &amp; Administrative</b>        | <b>128</b>   | <b>143</b>   | <b>165</b>   | <b>156</b>   | <b>152</b>   | <b>+22</b>      | <b>-13</b>      | <b>-13</b>                | <b>+9</b>                       | <b>+23</b>                      | <b>6.49%</b>                      | <b>165</b>   |
| Support                                       | 34           | 29           | 23           | 24           | 24           | -6              | +1              | +1                        | -5                              | -10                             | -16.53%                           | 27           |
| Maintenance/ Technical                        | 22           | 22           | 24           | 24           | 24           | +2              | -1              | -1                        | +2                              | +2                              | 7.70%                             | 24           |
| <b>General Support</b>                        | <b>56</b>    | <b>51</b>    | <b>48</b>    | <b>48</b>    | <b>48</b>    | <b>-3</b>       | <b>+0</b>       | <b>+0</b>                 | <b>-3</b>                       | <b>-8</b>                       | <b>-6.05%</b>                     | <b>51</b>    |
| Health Care Assistants                        | 146          | 138          | 140          | 144          | 144          | +2              | +4              | +4                        | +7                              | -2                              | 4.74%                             | 152          |
| Care, other                                   | 95           | 91           | 94           | 90           | 89           | +3              | -5              | -5                        | -2                              | -6                              | -2.44%                            | 99           |
| <b>Patient &amp; Client Care</b>              | <b>241</b>   | <b>229</b>   | <b>234</b>   | <b>234</b>   | <b>233</b>   | <b>+5</b>       | <b>-1</b>       | <b>-1</b>                 | <b>+4</b>                       | <b>-8</b>                       | <b>1.87%</b>                      | <b>251</b>   |

# HSE Dublin & Midlands Staff by Care Group: JUL 2024

## Primary Care

| JUL 2024                                      | WTE DEC 2019 | WTE DEC 2022 | WTE DEC 2023 | WTE JUN 2024 | WTE JUL 2024 | WTE Change 2023 | WTE Change 2024 | WTE change since DEC 2023 | WTE Change Dec 2022 to JUL 2024 | WTE Change Dec 2019 to JUL 2024 | % WTE Change Dec 2022 to JUL 2024 | No. JUL 2024 |
|---|--------------|--------------|--------------|--------------|--------------|-----------------|-----------------|---------------------------|---------------------------------|---------------------------------|-----------------------------------|--------------|
| <b>Total Primary Care</b>                     | <b>2,410</b> | <b>2,467</b> | <b>2,562</b> | <b>2,518</b> | <b>2,492</b> | <b>+95</b>      | <b>-71</b>      | <b>-71</b>                | <b>+25</b>                      | <b>+81</b>                      | <b>1.01%</b>                      | <b>2,911</b> |
| Consultants                                   | 13           | 13           | 15           | 15           | 14           | +2              | -0              | -0                        | +2                              | +1                              | 12.71%                            | 16           |
| Registrars                                    | 91           | 94           | 98           | 87           | 94           | +4              | -4              | -4                        | -0                              | +3                              | -0.14%                            | 112          |
| SHO/ Interns                                  | 6            | 12           | 15           | 14           | 15           | +3              | +0              | +0                        | +3                              | +9                              | 26.81%                            | 17           |
| Medical/ Dental, other                        | 103          | 85           | 87           | 82           | 81           | +2              | -6              | -6                        | -4                              | -21                             | -4.48%                            | 118          |
| <b>Medical &amp; Dental</b>                   | <b>213</b>   | <b>204</b>   | <b>215</b>   | <b>197</b>   | <b>205</b>   | <b>+11</b>      | <b>-10</b>      | <b>-10</b>                | <b>+1</b>                       | <b>-8</b>                       | <b>0.44%</b>                      | <b>263</b>   |
| Nurse/ Midwife Manager                        | 111          | 134          | 124          | 129          | 127          | -10             | +3              | +3                        | -7                              | +16                             | -4.86%                            | 139          |
| Nurse/ Midwife Specialist & AN/MP             | 65           | 92           | 96           | 99           | 100          | +4              | +3              | +3                        | +7                              | +35                             | 8.02%                             | 116          |
| Staff Nurse/ Staff Midwife                    | 268          | 261          | 274          | 278          | 274          | +12             | +0              | +0                        | +13                             | +6                              | 4.93%                             | 337          |
| Public Health Nurse                           | 279          | 275          | 266          | 255          | 262          | -9              | -4              | -4                        | -13                             | -17                             | -4.64%                            | 312          |
| Post-registration Nurse/ Midwife Student      | 21           | 25           | 13           | 5            | 1            | -20             | -95.3%          | -12                       | -92.4%                          | -24                             | -96.00%                           | 1            |
| Nursing/ Midwifery Student                    | 21           | 25           | 13           | 5            | 1            | -12             | -12             | -12                       | -24                             | -20                             | -96.00%                           | 1            |
| Nursing/ Midwifery other                      | 2            | 2            | 2            | 3            | 3            | +0              | +1              | +1                        | +1                              | +1                              | 50.00%                            | 4            |
| <b>Nursing &amp; Midwifery</b>                | <b>747</b>   | <b>789</b>   | <b>775</b>   | <b>770</b>   | <b>767</b>   | <b>-13</b>      | <b>-8</b>       | <b>-8</b>                 | <b>-22</b>                      | <b>+20</b>                      | <b>-2.76%</b>                     | <b>909</b>   |
| Dietitians                                    | 26           | 38           | 37           | 39           | 38           | +12             | +47.1%          | +2                        | +4.8%                           | +0                              | 0.21%                             | 48           |
| Occupational Therapists                       | 136          | 119          | 121          | 113          | 107          | -29             | -21.6%          | -15                       | -12.1%                          | -13                             | -10.57%                           | 126          |
| Orthoptists                                   |              | 3            | 3            | 3            | 3            | +3              |                 | -0                        | -2.9%                           | -0                              | -7.99%                            | 3            |
| Physiotherapists                              | 125          | 127          | 134          | 130          | 127          | +2              | +1.6%           | -7                        | -5.4%                           | -0                              | -0.28%                            | 151          |
| Podiatrists & Chiroprodists                   | 3            | 7            | 11           | 12           | 12           | +9              | +316.7%         | +0                        | +1.6%                           | +4                              | 54.78%                            | 13           |
| Speech & Language Therapists                  | 116          | 91           | 91           | 86           | 84           | -31             | -27.1%          | -6                        | -7.0%                           | -6                              | -7.13%                            | 99           |
| Therapy Professions                           | 405          | 386          | 397          | 382          | 370          | +11             | -26             | -26                       | -15                             | -35                             | -4.02%                            | 440          |
| Health Science/ Diagnostics                   | 3            | 13           | 10           | 11           | 11           | -3              | +1              | +1                        | -2                              | +8                              | -17.23%                           | 13           |
| Social Care                                   | 3            | 4            | 8            | 9            | 9            | +4              | +1              | +1                        | +5                              | +6                              | 128.87%                           | 9            |
| Pharmacy                                      | 34           | 32           | 35           | 35           | 35           | +4              | -0              | -0                        | +3                              | +1                              | 9.96%                             | 39           |
| Psychologists                                 | 59           | 52           | 67           | 68           | 65           | +15             | -2              | -2                        | +12                             | +5                              | 23.85%                            | 73           |
| Social Workers                                | 32           | 41           | 46           | 47           | 45           | +5              | -1              | -1                        | +4                              | +13                             | 10.06%                            | 50           |
| H&SC, Other                                   | 35           | 33           | 38           | 43           | 44           | +4              | +6              | +6                        | +10                             | +8                              | 31.11%                            | 52           |
| <b>Health &amp; Social Care Professionals</b> | <b>572</b>   | <b>560</b>   | <b>600</b>   | <b>594</b>   | <b>578</b>   | <b>+39</b>      | <b>-22</b>      | <b>-22</b>                | <b>+17</b>                      | <b>+6</b>                       | <b>3.07%</b>                      | <b>676</b>   |
| Management (VIII & above)                     | 44           | 35           | 38           | 39           | 39           | +3              | +1              | +1                        | +4                              | -5                              | 12.37%                            | 40           |
| Administrative/ Supervisory (V to VII)        | 101          | 120          | 138          | 140          | 142          | +17             | +4              | +4                        | +21                             | +40                             | 17.77%                            | 148          |
| Clerical (III & IV)                           | 280          | 288          | 318          | 306          | 298          | +30             | -20             | -20                       | +10                             | +18                             | 3.55%                             | 331          |
| <b>Management &amp; Administrative</b>        | <b>425</b>   | <b>443</b>   | <b>493</b>   | <b>485</b>   | <b>479</b>   | <b>+51</b>      | <b>-15</b>      | <b>-15</b>                | <b>+36</b>                      | <b>+54</b>                      | <b>8.11%</b>                      | <b>519</b>   |
| Support                                       | 129          | 117          | 110          | 106          | 106          | -7              | -4              | -4                        | -11                             | -23                             | -9.47%                            | 134          |
| Maintenance/ Technical                        | 11           | 11           | 10           | 9            | 9            | -1              | -1              | -1                        | -2                              | -1                              | -16.73%                           | 11           |
| <b>General Support</b>                        | <b>139</b>   | <b>128</b>   | <b>120</b>   | <b>116</b>   | <b>115</b>   | <b>-9</b>       | <b>-4</b>       | <b>-4</b>                 | <b>-13</b>                      | <b>-24</b>                      | <b>-10.09%</b>                    | <b>145</b>   |
| Health Care Assistants                        | 134          | 162          | 172          | 174          | 171          | +11             | -2              | -2                        | +9                              | +36                             | 5.37%                             | 203          |
| Home Help                                     |              |              | 4            | 5            | 5            | +4              | +1              | +1                        | +5                              | +5                              | -100.00%                          | 5            |
| Care, other                                   | 180          | 180          | 183          | 177          | 172          | +3              | -11             | -11                       | -8                              | -8                              | -4.53%                            | 191          |
| <b>Patient &amp; Client Care</b>              | <b>314</b>   | <b>342</b>   | <b>359</b>   | <b>356</b>   | <b>348</b>   | <b>+17</b>      | <b>-12</b>      | <b>-12</b>                | <b>+6</b>                       | <b>+34</b>                      | <b>1.61%</b>                      | <b>399</b>   |

# HSE Dublin & Midlands Staff by Care Group: JUL 2024

## Disabilities

| JUL 2024                                      | WTE DEC 2019 | WTE DEC 2022 | WTE DEC 2023 | WTE JUN 2024 | WTE JUL 2024 | WTE Change 2023 | WTE Change 2024 | WTE change since DEC 2023 | WTE Change Dec 2022 to JUL 2024 | WTE Change Dec 2019 to JUL 2024 | % WTE Change Dec 2022 to JUL 2024 | No. JUL 2024 |
|---|--------------|--------------|--------------|--------------|--------------|-----------------|-----------------|---------------------------|---------------------------------|---------------------------------|-----------------------------------|--------------|
| <b>Total Disabilities</b>                     | <b>4,210</b> | <b>4,831</b> | <b>5,069</b> | <b>5,069</b> | <b>5,108</b> | <b>+238</b>     | <b>+39</b>      | <b>+39</b>                | <b>+277</b>                     | <b>+898</b>                     | <b>5.73%</b>                      | <b>6,119</b> |
| Consultants                                   | 2            |              |              |              |              |                 |                 |                           |                                 | -2                              | -100.00%                          |              |
| Registrars                                    | 4            | 4            | 4            | 4            | 4            | -0              | +0              | +0                        | +0                              | +0                              | 4.00%                             | 8            |
| SHO/ Interns                                  | 7            | 7            | 11           | 10           | 9            | +4              | -2              | -2                        | +2                              | +2                              | 33.24%                            | 16           |
| Medical/ Dental, other                        | 2            | 1            | 1            | 1            | 1            | +0              | +0              | +0                        | +0                              | -1                              | 0.00%                             | 1            |
| <b>Medical &amp; Dental</b>                   | <b>15</b>    | <b>12</b>    | <b>16</b>    | <b>15</b>    | <b>14</b>    | <b>+4</b>       | <b>-2</b>       | <b>-2</b>                 | <b>+2</b>                       | <b>-0</b>                       | <b>20.67%</b>                     | <b>25</b>    |
| Nurse/ Midwife Manager                        | 185          | 207          | 216          | 203          | 205          | +9              | -11             | -11                       | -2                              | +19                             | -1.16%                            | 222          |
| Nurse/ Midwife Specialist & AN/MP             | 7            | 8            | 9            | 10           | 9            | +1              | +1              | +1                        | +1                              | +2                              | 16.71%                            | 11           |
| Staff Nurse/ Staff Midwife                    | 489          | 540          | 548          | 528          | 524          | +8              | -24             | -24                       | -16                             | +35                             | -2.92%                            | 613          |
| Nursing/ Midwifery awaiting registration      |              | 2            |              |              |              |                 |                 |                           |                                 | -2                              | -100.00%                          |              |
| Pre-registration Nurse/ Midwife Intern        |              |              | 1            | 10           | 9            | +9              |                 | +8                        | +838.0%                         | +9                              | -100.00%                          | 21           |
| Nursing/ Midwifery Student                    |              | 2            | 1            | 10           | 9            | -1              | +8              | +8                        | +8                              | +9                              | 424.02%                           | 21           |
| Nursing/ Midwifery other                      | 6            | 9            | 7            | 5            | 5            | -2              | -2              | -2                        | -4                              | -1                              | -44.43%                           | 6            |
| <b>Nursing &amp; Midwifery</b>                | <b>688</b>   | <b>765</b>   | <b>780</b>   | <b>756</b>   | <b>752</b>   | <b>+15</b>      | <b>-28</b>      | <b>-28</b>                | <b>-13</b>                      | <b>+64</b>                      | <b>-1.72%</b>                     | <b>873</b>   |
| Dietitians                                    | 7            | 4            | 10           | 11           | 11           | +4              | +54.2%          | +0                        | +2.7%                           | +6                              | 140.36%                           | 14           |
| Occupational Therapists                       | 57           | 78           | 75           | 79           | 79           | +22             | +37.6%          | +4                        | +5.1%                           | +1                              | 0.95%                             | 90           |
| Physiotherapists                              | 38           | 51           | 52           | 56           | 55           | +17             | +45.3%          | +3                        | +6.1%                           | +3                              | 6.62%                             | 62           |
| Speech & Language Therapists                  | 57           | 72           | 62           | 67           | 67           | +10             | +17.2%          | +5                        | +7.4%                           | -5                              | -7.15%                            | 77           |
| Therapy Professions                           | 159          | 206          | 200          | 213          | 211          | -7              | +12             | +12                       | +5                              | +52                             | 2.55%                             | 243          |
| Health Science/ Diagnostics                   | 5            | 5            | 5            | 5            | 6            | -1              | +1              | +1                        | +1                              | +1                              | 10.88%                            | 6            |
| Social Care                                   | 639          | 808          | 818          | 830          | 839          | +11             | +21             | +21                       | +31                             | +200                            | 3.86%                             | 960          |
| Pharmacy                                      | 5            | 6            | 6            | 7            | 7            | +0              | +0              | +0                        | +0                              | +2                              | 6.31%                             | 9            |
| Psychologists                                 | 36           | 51           | 50           | 48           | 49           | -1              | -2              | -2                        | -2                              | +13                             | -4.33%                            | 55           |
| Social Workers                                | 49           | 55           | 49           | 48           | 50           | -6              | +0              | +0                        | -6                              | +1                              | -10.63%                           | 56           |
| H&SC, Other                                   | 8            | 9            | 8            | 7            | 7            | -0              | -2              | -2                        | -2                              | -2                              | -25.17%                           | 7            |
| <b>Health &amp; Social Care Professionals</b> | <b>901</b>   | <b>1,141</b> | <b>1,137</b> | <b>1,158</b> | <b>1,168</b> | <b>-4</b>       | <b>+31</b>      | <b>+31</b>                | <b>+27</b>                      | <b>+267</b>                     | <b>2.37%</b>                      | <b>1,336</b> |
| Management (VIII & above)                     | 39           | 58           | 56           | 54           | 53           | -2              | -4              | -4                        | -6                              | +14                             | -9.45%                            | 54           |
| Administrative/ Supervisory (V to VII)        | 118          | 148          | 177          | 178          | 177          | +29             | -0              | -0                        | +29                             | +59                             | 19.37%                            | 186          |
| Clerical (III & IV)                           | 148          | 186          | 202          | 196          | 195          | +16             | -7              | -7                        | +10                             | +48                             | 5.16%                             | 226          |
| <b>Management &amp; Administrative</b>        | <b>304</b>   | <b>392</b>   | <b>436</b>   | <b>427</b>   | <b>425</b>   | <b>+43</b>      | <b>-10</b>      | <b>-10</b>                | <b>+33</b>                      | <b>+121</b>                     | <b>8.36%</b>                      | <b>466</b>   |
| Support                                       | 190          | 175          | 173          | 165          | 165          | -2              | -8              | -8                        | -11                             | -25                             | -6.03%                            | 239          |
| Maintenance/ Technical                        | 42           | 43           | 54           | 49           | 48           | +12             | -6              | -6                        | +6                              | +7                              | 13.10%                            | 53           |
| <b>General Support</b>                        | <b>231</b>   | <b>218</b>   | <b>227</b>   | <b>214</b>   | <b>213</b>   | <b>+10</b>      | <b>-15</b>      | <b>-15</b>                | <b>-5</b>                       | <b>-19</b>                      | <b>-2.29%</b>                     | <b>292</b>   |
| Health Care Assistants                        | 1,594        | 1,823        | 1,995        | 2,025        | 2,053        | +171            | +58             | +58                       | +230                            | +459                            | 12.59%                            | 2,510        |
| Home Help                                     | 19           | 14           | 11           | 10           | 10           | -3              | -0              | -0                        | -3                              | -9                              | -23.83%                           | 67           |
| Care, other                                   | 458          | 466          | 468          | 464          | 472          | +2              | +5              | +5                        | +6                              | +15                             | 1.34%                             | 550          |
| <b>Patient &amp; Client Care</b>              | <b>2,071</b> | <b>2,303</b> | <b>2,473</b> | <b>2,499</b> | <b>2,536</b> | <b>+170</b>     | <b>+63</b>      | <b>+63</b>                | <b>+232</b>                     | <b>+465</b>                     | <b>10.09%</b>                     | <b>3,127</b> |

# HSE Dublin & Midlands Staff by Care Group: JUL 2024

## Older People

| JUL 2024                                      | WTE DEC 2019 | WTE DEC 2022 | WTE DEC 2023 | WTE JUN 2024 | WTE JUL 2024 | WTE Change 2023 | WTE Change 2024 | WTE change since DEC 2023 | WTE Change Dec 2022 to JUL 2024 | WTE Change Dec 2019 to JUL 2024 | % WTE Change Dec 2022 to JUL 2024 | No. JUL 2024 |
|---|--------------|--------------|--------------|--------------|--------------|-----------------|-----------------|---------------------------|---------------------------------|---------------------------------|-----------------------------------|--------------|
| <b>Total Older People</b>                     | <b>1,917</b> | <b>1,910</b> | <b>1,987</b> | <b>2,000</b> | <b>1,993</b> | <b>+77</b>      | <b>+6</b>       | <b>+6</b>                 | <b>+83</b>                      | <b>+76</b>                      | <b>4.36%</b>                      | <b>2,351</b> |
| SHO/ Interns                                  | 2            | 2            | 2            | 2            | 2            | +0              | +0              | +0                        | +0                              | +0                              | 1.01%                             | 2            |
| Medical/ Dental, other                        | 14           | 12           | 11           | 11           | 11           | -1              | -0              | -0                        | -1                              | -3                              | -7.44%                            | 19           |
| <b>Medical &amp; Dental</b>                   | <b>16</b>    | <b>14</b>    | <b>13</b>    | <b>13</b>    | <b>13</b>    | <b>-1</b>       | <b>-0</b>       | <b>-0</b>                 | <b>-1</b>                       | <b>-3</b>                       | <b>-6.21%</b>                     | <b>21</b>    |
| Nurse/ Midwife Manager                        | 123          | 140          | 155          | 156          | 159          | +15             | +4              | +4                        | +19                             | +36                             | 13.93%                            | 164          |
| Nurse/ Midwife Specialist & AN/MP             | 5            | 10           | 13           | 15           | 14           | +3              | +1              | +1                        | +5                              | +10                             | 47.08%                            | 15           |
| Staff Nurse/ Staff Midwife                    | 374          | 394          | 375          | 378          | 376          | -19             | +1              | +1                        | -17                             | +2                              | -4.41%                            | 414          |
| Public Health Nurse                           | 2            | 2            | 3            | 3            | 3            | +1              | +0              | +0                        | +1                              | +1                              | 55.56%                            | 3            |
| Nursing/ Midwifery Student                    |              | 1            | 1            | 1            | 1            | +0              | +0              | +0                        | +0                              | +1                              | 2.04%                             | 1            |
| Nursing/ Midwifery other                      |              | 2            | 2            | 2            | 1            | -0              | -1              | -1                        | -1                              | +1                              | -54.00%                           | 1            |
| <b>Nursing &amp; Midwifery</b>                | <b>504</b>   | <b>548</b>   | <b>549</b>   | <b>555</b>   | <b>555</b>   | <b>+1</b>       | <b>+6</b>       | <b>+6</b>                 | <b>+7</b>                       | <b>+51</b>                      | <b>1.21%</b>                      | <b>598</b>   |
| Dietitians                                    | 2            | 2            | 2            | 3            | 3            | +1              | +56.5%          | +1                        | +32.1%                          | +1                              | 33.19%                            | 4            |
| Occupational Therapists                       | 10           | 9            | 11           | 10           | 10           | -1              | -5.0%           | -1                        | -10.4%                          | +1                              | 13.07%                            | 12           |
| Physiotherapists                              | 13           | 15           | 16           | 18           | 17           | +4              | +27.1%          | +1                        | +4.5%                           | +2                              | 11.97%                            | 21           |
| Podiatrists & Chiropodists                    | 1            |              | 1            | 0            | 0            | -1              | -74.0%          | -0                        | -49.0%                          | +0                              | -100.00%                          | 1            |
| Speech & Language Therapists                  | 1            | 3            | 6            | 5            | 4            | +3              | +314.0%         | -2                        | -29.4%                          | +1                              | 45.77%                            | 5            |
| Therapy Professions                           | 28           | 29           | 36           | 37           | 34           | +7              | -2              | -2                        | +5                              | +7                              | 18.25%                            | 43           |
| Health Science/ Diagnostics                   |              | 1            | 1            | 1            | 1            | -0              | -0              | -0                        | -0                              | +1                              | -9.00%                            | 1            |
| Pharmacy                                      | 4            | 4            | 5            | 5            | 4            | +0              | -0              | -0                        | +0                              | +0                              | 3.00%                             | 5            |
| Social Workers                                | 13           | 5            | 5            | 5            | 5            | +0              | -1              | -1                        | -0                              | -8                              | -7.74%                            | 6            |
| H&SC, Other                                   | 1            | 1            | 2            | 2            | 2            | +1              | +0              | +0                        | +1                              | +1                              | 51.52%                            | 2            |
| <b>Health &amp; Social Care Professionals</b> | <b>45</b>    | <b>40</b>    | <b>48</b>    | <b>49</b>    | <b>46</b>    | <b>+8</b>       | <b>-2</b>       | <b>-2</b>                 | <b>+5</b>                       | <b>+0</b>                       | <b>13.56%</b>                     | <b>57</b>    |
| Management (VIII & above)                     | 10           | 20           | 14           | 13           | 13           | -6              | -1              | -1                        | -7                              | +3                              | -36.01%                           | 13           |
| Administrative/ Supervisory (V to VII)        | 19           | 42           | 45           | 38           | 36           | +3              | -8              | -8                        | -6                              | +17                             | -13.92%                           | 38           |
| Clerical (III & IV)                           | 80           | 84           | 106          | 102          | 99           | +23             | -7              | -7                        | +16                             | +20                             | 18.94%                            | 107          |
| <b>Management &amp; Administrative</b>        | <b>109</b>   | <b>145</b>   | <b>165</b>   | <b>152</b>   | <b>148</b>   | <b>+20</b>      | <b>-17</b>      | <b>-17</b>                | <b>+3</b>                       | <b>+40</b>                      | <b>1.97%</b>                      | <b>158</b>   |
| Support                                       | 130          | 123          | 126          | 129          | 130          | +4              | +3              | +3                        | +7                              | -1                              | 5.55%                             | 146          |
| Maintenance/ Technical                        | 20           | 19           | 21           | 22           | 22           | +2              | +1              | +1                        | +3                              | +2                              | 13.55%                            | 22           |
| <b>General Support</b>                        | <b>150</b>   | <b>142</b>   | <b>147</b>   | <b>151</b>   | <b>152</b>   | <b>+5</b>       | <b>+4</b>       | <b>+4</b>                 | <b>+9</b>                       | <b>+1</b>                       | <b>6.63%</b>                      | <b>168</b>   |
| Health Care Assistants                        | 762          | 670          | 684          | 698          | 695          | +14             | +11             | +11                       | +25                             | -67                             | 3.68%                             | 794          |
| Home Help                                     | 310          | 324          | 353          | 350          | 353          | +30             | -0              | -0                        | +29                             | +43                             | 9.01%                             | 515          |
| Care, other                                   | 21           | 26           | 27           | 32           | 32           | +1              | +5              | +5                        | +6                              | +11                             | 22.49%                            | 40           |
| <b>Patient &amp; Client Care</b>              | <b>1,093</b> | <b>1,020</b> | <b>1,065</b> | <b>1,080</b> | <b>1,080</b> | <b>+45</b>      | <b>+15</b>      | <b>+15</b>                | <b>+60</b>                      | <b>-13</b>                      | <b>5.86%</b>                      | <b>1,349</b> |



## HSE Dublin & Midlands Staff by Care Group: JUL 2024

### CHO Operations

| JUL 2024                                      | WTE DEC 2019 | WTE DEC 2022 | WTE DEC 2023 | WTE JUN 2024 | WTE JUL 2024 | WTE Change 2023 | WTE Change 2024 | WTE change since DEC 2023 | WTE Change Dec 2022 to JUL 2024 | WTE Change Dec 2019 to JUL 2024 | % WTE Change Dec 2022 to JUL 2024 | No. JUL 2024 |
|---|--------------|--------------|--------------|--------------|--------------|-----------------|-----------------|---------------------------|---------------------------------|---------------------------------|-----------------------------------|--------------|
| <b>Total CHO Operations</b>                   |              | <b>58</b>    | <b>60</b>    | <b>57</b>    | <b>56</b>    | <b>+2</b>       | <b>-4</b>       | <b>-4</b>                 | <b>-2</b>                       | <b>+56</b>                      | <b>-3.87%</b>                     | <b>57</b>    |
| Nurse/ Midwife Manager                        |              | 2            | 2            | 2            | 2            | +0              | +0              | +0                        | +0                              | +2                              | 0.00%                             | 2            |
| Nurse/ Midwife Specialist & AN/MP             |              | 1            | 2            | 2            | 2            | +1              | -0              | -0                        | +1                              | +2                              | 120.45%                           | 2            |
| <b>Nursing &amp; Midwifery</b>                |              | <b>3</b>     | <b>4</b>     | <b>4</b>     | <b>4</b>     | <b>+1</b>       | <b>-0</b>       | <b>-0</b>                 | <b>+1</b>                       | <b>+4</b>                       | <b>36.81%</b>                     | <b>4</b>     |
| Therapy Professions                           |              | 1            | 1            | 1            | 1            | +0              | +0              | +0                        | +0                              | +1                              | 0.00%                             | 1            |
| Pharmacy                                      |              | 1            |              |              |              | -1              |                 |                           | -1                              |                                 | -100.00%                          |              |
| Social Workers                                |              | 4            | 5            | 4            | 4            | +1              | -1              | -1                        | -0                              | +4                              | -0.78%                            | 4            |
| <b>Health &amp; Social Care Professionals</b> |              | <b>6</b>     | <b>6</b>     | <b>5</b>     | <b>5</b>     | <b>+0</b>       | <b>-1</b>       | <b>-1</b>                 | <b>-1</b>                       | <b>+5</b>                       | <b>-17.04%</b>                    | <b>5</b>     |
| Management (VIII & above)                     |              | 16           | 12           | 12           | 12           | -5              | +0              | +0                        | -5                              | +12                             | -27.54%                           | 12           |
| Administrative/ Supervisory (V to VII)        |              | 21           | 24           | 24           | 22           | +3              | -2              | -2                        | +1                              | +22                             | 6.59%                             | 23           |
| Clerical (III & IV)                           |              | 10           | 14           | 13           | 13           | +4              | -1              | -1                        | +3                              | +13                             | 27.79%                            | 13           |
| <b>Management &amp; Administrative</b>        |              | <b>47</b>    | <b>50</b>    | <b>48</b>    | <b>47</b>    | <b>+3</b>       | <b>-3</b>       | <b>-3</b>                 | <b>-0</b>                       | <b>+47</b>                      | <b>-0.68%</b>                     | <b>48</b>    |
| Care, other                                   |              | 2            |              |              |              | -2              |                 |                           | -2                              |                                 | -100.00%                          |              |
| <b>Patient &amp; Client Care</b>              |              | <b>2</b>     |              |              |              | <b>-2</b>       |                 |                           | <b>-2</b>                       |                                 | <b>-100.00%</b>                   |              |

# HSE Dublin & Midlands Staff by Care Group: JUL 2024

## Community Health & Wellbeing

| JUL 2024                                      | WTE DEC 2019 | WTE DEC 2022 | WTE DEC 2023 | WTE JUN 2024 | WTE JUL 2024 | WTE Change 2023 | WTE Change 2024 | WTE change since DEC 2023 | WTE Change Dec 2022 to JUL 2024 | WTE Change Dec 2019 to JUL 2024 | % WTE Change Dec 2022 to JUL 2024 | No. JUL 2024 |
|---|--------------|--------------|--------------|--------------|--------------|-----------------|-----------------|---------------------------|---------------------------------|---------------------------------|-----------------------------------|--------------|
| <b>Total Community Health &amp; Wellbeing</b> |              | <b>61</b>    | <b>68</b>    | <b>67</b>    | <b>67</b>    | <b>+7</b>       | <b>-1</b>       | <b>-1</b>                 | <b>+6</b>                       | <b>+67</b>                      | <b>9.52%</b>                      | <b>73</b>    |
| Nurse/ Midwife Manager                        |              | 0            | 1            | 1            | 1            | +1              | +0              | +0                        | +1                              | +1                              | 809.09%                           | 1            |
| Staff Nurse/ Staff Midwife                    |              |              | 0            | 1            | 1            | +0              | +1              | +1                        | +1                              | +1                              | -100.00%                          | 1            |
| <b>Nursing &amp; Midwifery</b>                |              | <b>0</b>     | <b>1</b>     | <b>2</b>     | <b>2</b>     | <b>+1</b>       | <b>+1</b>       | <b>+1</b>                 | <b>+2</b>                       | <b>+2</b>                       | <b>#####</b>                      | <b>2</b>     |
| Management (VIII & above)                     |              | 2            | 2            | 2            | 2            | +0              | +0              | +0                        | +0                              | +2                              | 1.01%                             | 2            |
| Administrative/ Supervisory (V to VII)        |              | 13           | 10           | 10           | 10           | -3              | -0              | -0                        | -3                              | +10                             | -26.14%                           | 10           |
| Clerical (III & IV)                           |              | 5            | 5            | 5            | 5            | +0              | -0              | -0                        | +0                              | +5                              | 1.57%                             | 6            |
| <b>Management &amp; Administrative</b>        |              | <b>20</b>    | <b>17</b>    | <b>17</b>    | <b>17</b>    | <b>-3</b>       | <b>-0</b>       | <b>-0</b>                 | <b>-3</b>                       | <b>+17</b>                      | <b>-16.52%</b>                    | <b>18</b>    |
| Health Care Assistants                        |              | 6            | 3            | 3            | 3            | -4              | +0              | +0                        | -4                              | +3                              | -57.42%                           | 3            |
| Care, other                                   |              | 35           | 47           | 45           | 46           | +12             | -1              | -1                        | +11                             | +46                             | 30.91%                            | 50           |
| <b>Patient &amp; Client Care</b>              |              | <b>41</b>    | <b>50</b>    | <b>48</b>    | <b>48</b>    | <b>+9</b>       | <b>-1</b>       | <b>-1</b>                 | <b>+7</b>                       | <b>+48</b>                      | <b>17.75%</b>                     | <b>53</b>    |



## HSE Dublin & Midlands Report by HSE/S38: JUL 2024

| JUL 2024                      | WTE DEC 2019  | WTE DEC 2022  | WTE DEC 2023  | WTE JUN 2024  | WTE JUL 2024  | WTE Change 2023 | WTE Change 2024 | WTE change since DEC 2023 | WTE Change Dec 2022 to JUL 2024 | WTE Change Dec 2019 to JUL 2024 | % WTE Change Dec 2022 to JUL 2024 | No. JUL 2024  |
|-------------------------------|---------------|---------------|---------------|---------------|---------------|-----------------|-----------------|---------------------------|---------------------------------|---------------------------------|-----------------------------------|---------------|
| <b>Overall</b>                | <b>25,344</b> | <b>28,370</b> | <b>30,373</b> | <b>30,806</b> | <b>30,802</b> | <b>+2,003</b>   | <b>+429</b>     | <b>+429</b>               | <b>+2,432</b>                   | <b>+5,458</b>                   | <b>8.57%</b>                      | <b>35,503</b> |
| Health Service Executive      | 9,843         | 10,657        | 11,248        | 11,327        | 11,273        | +591            | +25             | +25                       | +616                            | +1,431                          | 5.78%                             | 12,757        |
| Section 38 Hospitals          | 11,234        | 12,804        | 14,011        | 14,369        | 14,382        | +1,207          | +371            | +371                      | +1,578                          | +3,148                          | 12.32%                            | 16,602        |
| Section 38 Voluntary Agencies | 4,268         | 4,909         | 5,115         | 5,110         | 5,147         | +206            | +32             | +32                       | +239                            | +879                            | 4.86%                             | 6,144         |



## HSE Dublin & Midlands: JUL 2024

### Health Service Executive

| JUL 2024  | WTE DEC 2019 | WTE DEC 2022  | WTE DEC 2023  | WTE JUN 2024  | WTE JUL 2024  | WTE Change 2023 | WTE Change 2024 | WTE change since DEC 2023 | WTE Change Dec 2022 to JUL 2024 | WTE Change Dec 2019 to JUL 2024 | % WTE Change Dec 2022 to JUL 2024 | No. JUL 2024  |
|---|--------------|---------------|---------------|---------------|---------------|-----------------|-----------------|---------------------------|---------------------------------|---------------------------------|-----------------------------------|---------------|
| <b>Total Health Service Executive</b>           | <b>9,843</b> | <b>10,657</b> | <b>11,248</b> | <b>11,327</b> | <b>11,273</b> | <b>+591</b>     | <b>+25</b>      | <b>+25</b>                | <b>+616</b>                     | <b>+1,431</b>                   | <b>5.78%</b>                      | <b>12,757</b> |
| Consultants                                     | 225          | 246           | 264           | 287           | 288           | +19             | +24             | +24                       | +43                             | +64                             | 17.29%                            | 306           |
| Registrars                                      | 318          | 352           | 363           | 361           | 384           | +11             | +21             | +21                       | +32                             | +66                             | 9.17%                             | 446           |
| SHO/ Interns                                    | 237          | 275           | 303           | 292           | 274           | +28             | -30             | -30                       | -2                              | +36                             | -0.59%                            | 321           |
| Medical/ Dental, other                          | 120          | 100           | 102           | 96            | 95            | +2              | -7              | -7                        | -5                              | -25                             | -4.93%                            | 140           |
| <b>Medical &amp; Dental</b>                     | <b>900</b>   | <b>973</b>    | <b>1,033</b>  | <b>1,035</b>  | <b>1,041</b>  | <b>+60</b>      | <b>+9</b>       | <b>+9</b>                 | <b>+68</b>                      | <b>+141</b>                     | <b>7.02%</b>                      | <b>1,213</b>  |
| Nurse/ Midwife Manager                          | 701          | 793           | 823           | 819           | 821           | +30             | -2              | -2                        | +28                             | +120                            | 3.52%                             | 872           |
| Nurse/ Midwife Specialist & AN/MP               | 204          | 289           | 334           | 351           | 349           | +45             | +15             | +15                       | +61                             | +145                            | 21.01%                            | 374           |
| Staff Nurse/ Staff Midwife                      | 1,979        | 2,162         | 2,190         | 2,262         | 2,267         | +28             | +76             | +76                       | +105                            | +288                            | 4.84%                             | 2,539         |
| Public Health Nurse                             | 281          | 276           | 268           | 258           | 265           | -8              | -4              | -4                        | -12                             | -16                             | -4.24%                            | 315           |
| <i>Nursing/ Midwifery awaiting registration</i> | 26           | 38            | 19            | 22            | 8             | -19             | -12             | -12                       | -31                             | -18                             | -80.32%                           | 10            |
| <i>Post-registration Nurse/ Midwife Student</i> | 21           | 25            | 13            | 5             | 1             | -12             | -12             | -12                       | -24                             | -20                             | -96.00%                           | 1             |
| <i>Pre-registration Nurse/ Midwife Intern</i>   | 2            | 2             | 2             | 46            | 47            | +0              | +46             | +46                       | +46                             | +45                             | 2,983.66%                         | 95            |
| Nursing/ Midwifery Student                      | 49           | 65            | 34            | 73            | 56            | -31             | +22             | +22                       | -9                              | +7                              | -13.71%                           | 106           |
| Nursing/ Midwifery other                        | 15           | 17            | 18            | 21            | 20            | +1              | +2              | +2                        | +3                              | +5                              | 16.27%                            | 23            |
| <b>Nursing &amp; Midwifery</b>                  | <b>3,229</b> | <b>3,602</b>  | <b>3,667</b>  | <b>3,784</b>  | <b>3,777</b>  | <b>+66</b>      | <b>+110</b>     | <b>+110</b>               | <b>+175</b>                     | <b>+548</b>                     | <b>4.87%</b>                      | <b>4,229</b>  |
| <i>Dietitians</i>                               | 58           | 73            | 79            | 82            | 82            | +6              | +3              | +3                        | +9                              | +24                             | 12.98%                            | 98            |
| <i>Occupational Therapists</i>                  | 228          | 239           | 241           | 236           | 227           | +2              | -14             | -14                       | -13                             | -1                              | -5.25%                            | 260           |
| <i>Orthoptists</i>                              | 1            | 4             | 3             | 3             | 3             | -1              | +1              | +1                        | -1                              | +2                              | -15.14%                           | 4             |
| <i>Physiotherapists</i>                         | 190          | 209           | 226           | 231           | 227           | +16             | +1              | +1                        | +18                             | +37                             | 8.37%                             | 261           |
| <i>Podiatrists &amp; Chiropodists</i>           | 6            | 9             | 14            | 14            | 14            | +4              | -0              | -0                        | +4                              | +8                              | 45.92%                            | 16            |
| <i>Speech &amp; Language Therapists</i>         | 164          | 158           | 160           | 155           | 150           | +2              | -10             | -10                       | -8                              | -14                             | -4.81%                            | 177           |
| Therapy Professions                             | 647          | 692           | 722           | 720           | 703           | +30             | -20             | -20                       | +11                             | +56                             | 1.52%                             | 816           |
| Health Science/ Diagnostics                     | 456          | 504           | 531           | 534           | 530           | +27             | -1              | -1                        | +27                             | +75                             | 5.29%                             | 574           |
| Social Care                                     | 15           | 13            | 16            | 15            | 14            | +4              | -2              | -2                        | +1                              | -1                              | 11.76%                            | 16            |
| Pharmacy  | 97           | 110           | 122           | 119           | 121           | +12             | -0              | -0                        | +12                             | +25                             | 10.50%                            | 141           |
| Psychologists                                   | 122          | 134           | 148           | 146           | 143           | +14             | -5              | -5                        | +9                              | +20                             | 6.63%                             | 158           |
| Social Workers                                  | 108          | 120           | 134           | 138           | 134           | +14             | +1              | +1                        | +14                             | +26                             | 11.71%                            | 148           |
| H&SC, Other                                     | 65           | 71            | 79            | 93            | 93            | +8              | +14             | +14                       | +22                             | +28                             | 30.57%                            | 110           |
| <b>Health &amp; Social Care Professionals</b>   | <b>1,509</b> | <b>1,644</b>  | <b>1,752</b>  | <b>1,765</b>  | <b>1,739</b>  | <b>+108</b>     | <b>-14</b>      | <b>-14</b>                | <b>+95</b>                      | <b>+230</b>                     | <b>5.78%</b>                      | <b>1,963</b>  |
| Management (VIII & above)                       | 98           | 128           | 118           | 119           | 116           | -10             | -2              | -2                        | -12                             | +18                             | -9.51%                            | 119           |
| Administrative/ Supervisory (V to VII)          | 280          | 446           | 498           | 488           | 485           | +51             | -12             | -12                       | +39                             | +205                            | 8.72%                             | 509           |
| Clerical (III & IV)                             | 874          | 893           | 1,070         | 1,037         | 1,026         | +178            | -44             | -44                       | +133                            | +152                            | 14.95%                            | 1,122         |
| <b>Management &amp; Administrative</b>          | <b>1,252</b> | <b>1,468</b>  | <b>1,686</b>  | <b>1,644</b>  | <b>1,628</b>  | <b>+219</b>     | <b>-58</b>      | <b>-58</b>                | <b>+160</b>                     | <b>+376</b>                     | <b>10.92%</b>                     | <b>1,750</b>  |
| Support   | 384          | 373           | 389           | 380           | 378           | +16             | -11             | -11                       | +5                              | -6                              | 1.35%                             | 426           |
| Maintenance/ Technical                          | 104          | 108           | 111           | 110           | 110           | +3              | -1              | -1                        | +2                              | +6                              | 2.10%                             | 113           |
| <b>General Support</b>                          | <b>488</b>   | <b>481</b>    | <b>501</b>    | <b>490</b>    | <b>488</b>    | <b>+20</b>      | <b>-12</b>      | <b>-12</b>                | <b>+7</b>                       | <b>-0</b>                       | <b>1.52%</b>                      | <b>539</b>    |
| Health Care Assistants                          | 1,814        | 1,788         | 1,860         | 1,872         | 1,865         | +72             | +6              | +6                        | +77                             | +51                             | 4.33%                             | 2,066         |
| Home Help                                       | 330          | 337           | 368           | 365           | 368           | +31             | +0              | +0                        | +31                             | +39                             | 9.15%                             | 587           |
| Care, other                                     | 320          | 365           | 381           | 372           | 367           | +16             | -14             | -14                       | +2                              | +47                             | 0.46%                             | 410           |
| <b>Patient &amp; Client Care</b>                | <b>2,464</b> | <b>2,491</b>  | <b>2,609</b>  | <b>2,609</b>  | <b>2,601</b>  | <b>+118</b>     | <b>-8</b>       | <b>-8</b>                 | <b>+110</b>                     | <b>+136</b>                     | <b>4.42%</b>                      | <b>3,063</b>  |



Section 38 Hospitals

| JUL 2024                                      | WTE DEC 2019  | WTE DEC 2022  | WTE DEC 2023  | WTE JUN 2024  | WTE JUL 2024  | WTE Change 2023 | WTE Change 2024 | WTE change since DEC 2023 | WTE Change Dec 2022 to JUL 2024 | WTE Change Dec 2019 to JUL 2024 | % WTE Change Dec 2022 to JUL 2024 | No. JUL 2024  |
|---|---------------|---------------|---------------|---------------|---------------|-----------------|-----------------|---------------------------|---------------------------------|---------------------------------|-----------------------------------|---------------|
| <b>Total Section 38 Hospitals</b>             | <b>11,234</b> | <b>12,804</b> | <b>14,011</b> | <b>14,369</b> | <b>14,382</b> | <b>+1,207</b>   | <b>+371</b>     | <b>+371</b>               | <b>+1,578</b>                   | <b>+3,148</b>                   | <b>12.32%</b>                     | <b>16,602</b> |
| Consultants                                   | 564           | 718           | 782           | 795           | 804           | +64             | +22             | +22                       | +86                             | +240                            | 11.99%                            | 868           |
| Registrars                                    | 573           | 670           | 726           | 735           | 742           | +56             | +16             | +16                       | +72                             | +170                            | 10.77%                            | 1,199         |
| SHO/ Interns                                  | 376           | 423           | 466           | 469           | 466           | +43             | -0              | -0                        | +43                             | +89                             | 10.10%                            | 784           |
| Medical/ Dental, other                        | 6             | 9             | 11            | 10            | 12            | +2              | +1              | +1                        | +3                              | +6                              | 32.86%                            | 17            |
| <b>Medical &amp; Dental</b>                   | <b>1,519</b>  | <b>1,820</b>  | <b>1,984</b>  | <b>2,010</b>  | <b>2,024</b>  | <b>+164</b>     | <b>+40</b>      | <b>+40</b>                | <b>+204</b>                     | <b>+505</b>                     | <b>11.20%</b>                     | <b>2,868</b>  |
| Nurse/ Midwife Manager                        | 972           | 1,081         | 1,137         | 1,158         | 1,152         | +56             | +15             | +15                       | +71                             | +181                            | 6.56%                             | 1,274         |
| Nurse/ Midwife Specialist & AN/MP             | 286           | 422           | 541           | 554           | 566           | +119            | +26             | +26                       | +144                            | +281                            | 34.19%                            | 639           |
| Staff Nurse/ Staff Midwife                    | 2,900         | 3,153         | 3,555         | 3,802         | 3,788         | +402            | +234            | +234                      | +636                            | +888                            | 20.16%                            | 4,083         |
| Nursing/ Midwifery Student                    | 102           | 147           | 118           | 154           | 147           | -29             | +29             | +29                       | -0                              | +45                             | -0.04%                            | 254           |
| Nursing/ Midwifery other                      | 42            | 38            | 45            | 43            | 43            | +7              | -2              | -2                        | +5                              | +1                              | 13.89%                            | 51            |
| <b>Nursing &amp; Midwifery</b>                | <b>4,301</b>  | <b>4,841</b>  | <b>5,395</b>  | <b>5,712</b>  | <b>5,697</b>  | <b>+554</b>     | <b>+302</b>     | <b>+302</b>               | <b>+856</b>                     | <b>+1,396</b>                   | <b>17.68%</b>                     | <b>6,301</b>  |
| Therapy Professions                           | 410           | 495           | 530           | 523           | 514           | +35             | -16             | -16                       | +19                             | +104                            | 3.84%                             | 576           |
| Health Science/ Diagnostics                   | 878           | 943           | 978           | 995           | 998           | +34             | +20             | +20                       | +54                             | +120                            | 5.75%                             | 1,079         |
| Pharmacy                                      | 214           | 229           | 241           | 253           | 257           | +12             | +16             | +16                       | +28                             | +43                             | 12.15%                            | 276           |
| Psychologists                                 | 48            | 56            | 78            | 74            | 71            | +21             | -6              | -6                        | +15                             | +24                             | 26.73%                            | 90            |
| Social Workers                                | 129           | 145           | 164           | 158           | 157           | +19             | -7              | -7                        | +12                             | +27                             | 8.17%                             | 177           |
| H&SC, Other                                   | 57            | 81            | 70            | 76            | 73            | -11             | +2              | +2                        | -9                              | +15                             | -10.86%                           | 85            |
| <b>Health &amp; Social Care Professionals</b> | <b>1,736</b>  | <b>1,950</b>  | <b>2,061</b>  | <b>2,080</b>  | <b>2,069</b>  | <b>+110</b>     | <b>+9</b>       | <b>+9</b>                 | <b>+119</b>                     | <b>+333</b>                     | <b>6.11%</b>                      | <b>2,283</b>  |
| Management (VIII & above)                     | 136           | 180           | 179           | 185           | 184           | -1              | +5              | +5                        | +4                              | +48                             | 2.23%                             | 186           |
| Administrative/ Supervisory (V to VII)        | 668           | 819           | 973           | 966           | 969           | +154            | -3              | -3                        | +151                            | +301                            | 18.41%                            | 1,016         |
| Clerical (III & IV)                           | 1,160         | 1,261         | 1,326         | 1,331         | 1,338         | +65             | +12             | +12                       | +77                             | +178                            | 6.10%                             | 1,562         |
| <b>Management &amp; Administrative</b>        | <b>1,964</b>  | <b>2,260</b>  | <b>2,478</b>  | <b>2,482</b>  | <b>2,492</b>  | <b>+218</b>     | <b>+14</b>      | <b>+14</b>                | <b>+232</b>                     | <b>+528</b>                     | <b>10.25%</b>                     | <b>2,754</b>  |
| Support                                       | 827           | 862           | 856           | 863           | 878           | -6              | +22             | +22                       | +16                             | +51                             | 1.87%                             | 1,010         |
| Maintenance/ Technical                        | 103           | 94            | 91            | 92            | 93            | -3              | +2              | +2                        | -1                              | -10                             | -1.24%                            | 93            |
| <b>General Support</b>                        | <b>929</b>    | <b>956</b>    | <b>946</b>    | <b>955</b>    | <b>971</b>    | <b>-9</b>       | <b>+24</b>      | <b>+24</b>                | <b>+15</b>                      | <b>+41</b>                      | <b>1.57%</b>                      | <b>1,103</b>  |
| Health Care Assistants                        | 753           | 940           | 1,067         | 1,054         | 1,051         | +127            | -15             | -15                       | +112                            | +299                            | 11.86%                            | 1,205         |
| Care, other                                   | 31            | 37            | 79            | 77            | 77            | +43             | -2              | -2                        | +40                             | +47                             | 110.21%                           | 88            |
| <b>Patient &amp; Client Care</b>              | <b>783</b>    | <b>977</b>    | <b>1,146</b>  | <b>1,131</b>  | <b>1,129</b>  | <b>+169</b>     | <b>-17</b>      | <b>-17</b>                | <b>+152</b>                     | <b>+345</b>                     | <b>15.56%</b>                     | <b>1,293</b>  |



Section 38 Voluntary Agencies

| JUL 2024                                      | WTE DEC 2019 | WTE DEC 2022 | WTE DEC 2023 | WTE JUN 2024 | WTE JUL 2024 | WTE Change 2023 | WTE Change 2024 | WTE change since DEC 2023 | WTE Change Dec 2022 to JUL 2024 | WTE Change Dec 2019 to JUL 2024 | % WTE Change Dec 2022 to JUL 2024 | No. JUL 2024 |
|---|--------------|--------------|--------------|--------------|--------------|-----------------|-----------------|---------------------------|---------------------------------|---------------------------------|-----------------------------------|--------------|
| <b>Total Section 38 Voluntary Agencies</b>    | <b>4,268</b> | <b>4,909</b> | <b>5,115</b> | <b>5,110</b> | <b>5,147</b> | <b>+206</b>     | <b>+32</b>      | <b>+32</b>                | <b>+239</b>                     | <b>+879</b>                     | <b>4.86%</b>                      | <b>6,144</b> |
| Consultants                                   | 6            | 6            | 7            | 7            | 7            | +1              | +0              | +0                        | +1                              | +1                              | 13.98%                            | 8            |
| Registrars                                    | 8            | 10           | 11           | 11           | 11           | +1              | +0              | +0                        | +1                              | +3                              | 12.05%                            | 15           |
| SHO/ Interns                                  | 12           | 13           | 17           | 15           | 14           | +4              | -3              | -3                        | +1                              | +2                              | 8.19%                             | 21           |
| Medical/ Dental, other                        | 2            | 2            | 1            | 1            | 1            | -1              | +0              | +0                        | -1                              | -2                              | -63.19%                           | 1            |
| <b>Medical &amp; Dental</b>                   | <b>29</b>    | <b>31</b>    | <b>35</b>    | <b>34</b>    | <b>33</b>    | <b>+4</b>       | <b>-2</b>       | <b>-2</b>                 | <b>+2</b>                       | <b>+5</b>                       | <b>6.40%</b>                      | <b>45</b>    |
| Nurse/ Midwife Manager                        | 208          | 233          | 232          | 219          | 221          | -1              | -11             | -11                       | -12                             | +13                             | -5.03%                            | 241          |
| Nurse/ Midwife Specialist & AN/MP             | 34           | 44           | 47           | 46           | 46           | +3              | -1              | -1                        | +2                              | +11                             | 4.04%                             | 57           |
| Staff Nurse/ Staff Midwife                    | 528          | 586          | 587          | 571          | 566          | +0              | -20             | -20                       | -20                             | +38                             | -3.41%                            | 672          |
| Nursing/ Midwifery Student                    |              | 2            | 1            | 10           | 9            | -1              | +8              | +8                        | +8                              | +9                              | 424.02%                           | 21           |
| Nursing/ Midwifery other                      | 8            | 11           | 8            | 7            | 7            | -3              | -1              | -1                        | -4                              | -1                              | -36.27%                           | 9            |
| <b>Nursing &amp; Midwifery</b>                | <b>778</b>   | <b>876</b>   | <b>875</b>   | <b>853</b>   | <b>850</b>   | <b>-1</b>       | <b>-25</b>      | <b>-25</b>                | <b>-26</b>                      | <b>+71</b>                      | <b>-3.00%</b>                     | <b>1,000</b> |
| Therapy Professions                           | 136          | 151          | 149          | 155          | 157          | -1              | +8              | +8                        | +6                              | +21                             | 4.07%                             | 179          |
| Health Science/ Diagnostics                   | 3            | 4            | 3            | 3            | 4            | -1              | +1              | +1                        | +1                              | +1                              | 14.05%                            | 5            |
| Social Care                                   | 638          | 808          | 818          | 830          | 839          | +11             | +21             | +21                       | +31                             | +201                            | 3.86%                             | 960          |
| Pharmacy                                      | 15           | 14           | 17           | 18           | 18           | +2              | +1              | +1                        | +4                              | +3                              | 25.88%                            | 22           |
| Psychologists                                 | 24           | 26           | 27           | 28           | 28           | +2              | +1              | +1                        | +3                              | +5                              | 10.01%                            | 32           |
| Social Workers                                | 47           | 56           | 53           | 50           | 52           | -3              | -2              | -2                        | -4                              | +4                              | -7.70%                            | 59           |
| H&SC, Other                                   | 8            | 9            | 8            | 7            | 7            | -0              | -2              | -2                        | -2                              | -1                              | -25.17%                           | 7            |
| <b>Health &amp; Social Care Professionals</b> | <b>870</b>   | <b>1,067</b> | <b>1,076</b> | <b>1,092</b> | <b>1,104</b> | <b>+9</b>       | <b>+28</b>      | <b>+28</b>                | <b>+38</b>                      | <b>+234</b>                     | <b>3.52%</b>                      | <b>1,264</b> |
| Management (VIII & above)                     | 37           | 50           | 50           | 49           | 49           | +1              | -1              | -1                        | -1                              | +12                             | -1.57%                            | 50           |
| Administrative/ Supervisory (V to VII)        | 109          | 133          | 150          | 153          | 149          | +18             | -2              | -2                        | +16                             | +40                             | 12.13%                            | 157          |
| Clerical (III & IV)                           | 144          | 185          | 194          | 184          | 183          | +9              | -11             | -11                       | -3                              | +38                             | -1.48%                            | 213          |
| <b>Management &amp; Administrative</b>        | <b>290</b>   | <b>368</b>   | <b>395</b>   | <b>386</b>   | <b>380</b>   | <b>+27</b>      | <b>-14</b>      | <b>-14</b>                | <b>+13</b>                      | <b>+91</b>                      | <b>3.41%</b>                      | <b>420</b>   |
| Support                                       | 257          | 242          | 234          | 226          | 225          | -7              | -9              | -9                        | -16                             | -32                             | -6.66%                            | 309          |
| Maintenance/ Technical                        | 46           | 50           | 60           | 54           | 53           | +10             | -6              | -6                        | +4                              | +8                              | 7.39%                             | 59           |
| <b>General Support</b>                        | <b>303</b>   | <b>291</b>   | <b>294</b>   | <b>280</b>   | <b>279</b>   | <b>+3</b>       | <b>-15</b>      | <b>-15</b>                | <b>-12</b>                      | <b>-24</b>                      | <b>-4.27%</b>                     | <b>368</b>   |
| Health Care Assistants                        | 1,560        | 1,834        | 1,995        | 2,022        | 2,050        | +161            | +55             | +55                       | +216                            | +490                            | 11.78%                            | 2,520        |
| Care, other                                   | 438          | 442          | 445          | 443          | 451          | +3              | +6              | +6                        | +9                              | +13                             | 2.05%                             | 527          |
| <b>Patient &amp; Client Care</b>              | <b>1,998</b> | <b>2,276</b> | <b>2,440</b> | <b>2,465</b> | <b>2,501</b> | <b>+164</b>     | <b>+61</b>      | <b>+61</b>                | <b>+225</b>                     | <b>+503</b>                     | <b>9.89%</b>                      | <b>3,047</b> |



## HSE Dublin & Midlands Section 38 Hospitals & Voluntary Agencies JUL 2024

| JUL 2024                                 | WTE<br>DEC<br>2019 | WTE<br>DEC<br>2022 | WTE<br>DEC<br>2023 | WTE<br>JUN<br>2024 | WTE<br>JUL<br>2024 | WTE<br>Change<br>2023 | WTE<br>Change<br>2024 | WTE<br>Change<br>JUN 2024 | WTE<br>Change<br>Dec 2022<br>to JUL<br>2024 | WTE<br>Change<br>Dec<br>2019 to<br>JUL<br>2024 | % WTE<br>Change<br>Dec 2022<br>to JUL<br>2024 | No.<br>JUL<br>2024 |
|--|--------------------|--------------------|--------------------|--------------------|--------------------|-----------------------|-----------------------|---------------------------|---|--|---|--------------------|
| <b>Overall</b>                           | <b>15,502</b>      | <b>17,713</b>      | <b>19,126</b>      | <b>19,479</b>      | <b>19,529</b>      | <b>+1,413</b>         | <b>+403</b>           | <b>+51</b>                | <b>+1,816</b>                               | <b>+4,027</b>                                  | <b>10.25%</b>                                 | <b>22,746</b>      |
| St. James's Hospital                     | 4,058              | 4,576              | 4,948              | 5,109              | 5,105              | +372                  | +156                  | -4                        | +529  | +1,047   | 11.55%  | 5,887              |
| Coombe Women & Infants University Hospit | 890                | 939                | 980                | 1,050              | 1,055              | +41                   | +74                   | +4                        | +115  | +165   | 12.27%  | 1,172              |
| CHI at Connolly                          | 136                | 146                | 146                | 140                | 140                | -1                    | -5                    | +1                        | -6  | +5   | -3.94%  | 170                |
| CHI at Temple Street                     | 1,184              | 1,274              | 1,413              | 1,399              | 1,396              | +139                  | -16                   | -2                        | +123  | +212   | 9.63%   | 1,639              |
| CHI at Crumlin                           | 1,967              | 2,232              | 2,403              | 2,426              | 2,400              | +171                  | -3                    | -25                       | +168  | +433   | 7.54%   | 2,792              |
| CHI at Tallaght                          | 255                | 305                | 321                | 325                | 325                | +16                   | +4                    | -0                        | +20   | +69  | 6.53%   | 391                |
| Tallaght University Hospital             | 2,683              | 3,181              | 3,560              | 3,699              | 3,734              | +380                  | +174                  | +35                       | +554  | +1,051   | 17.41%  | 4,321              |
| CHI Programme at Temple Street           | 57                 |                    |                    |                    |                    |                       |                       |                           |   | -57  | -100.00%                                      |                    |
| CHI Programme                            |                    | 111                | 186                | 179                | 179                | +75                   | -7                    | +0                        | +68   | +179   | 60.85%  | 181                |
| CHI Corporate                            | 3                  | 40                 | 53                 | 42                 | 47                 | +13                   | -5                    | +5                        | +7  | +44  | 18.14%  | 49                 |
| Stewart's Hospital (Palmerstown)         | 852                | 1,057              | 1,106              | 1,150              | 1,166              | +49                   | +60                   | +16                       | +109  | +314   | 10.27%  | 1,345              |
| Muiriosa Foundation Longford/Westmeath   | 270                | 359                | 373                | 379                | 388                | +14                   | +15                   | +9                        | +29   | +118   | 8.11%   | 494                |
| Muiriosa Foundation South Kildare        | 334                | 352                | 363                | 357                | 359                | +11                   | -4                    | +2                        | +7  | +25  | 1.96%   | 471                |
| Cheeverstown House                       | 396                | 427                | 441                | 436                | 437                | +13                   | -3                    | +1                        | +10   | +41  | 2.33%   | 513                |
| Muiriosa Foundation Laois/Offaly         | 302                | 394                | 426                | 436                | 442                | +32                   | +16                   | +6                        | +48   | +140   | 12.05%  | 565                |
| Peamount Hospital (Newcastle)            | 486                | 549                | 591                | 569                | 564                | +41                   | -27                   | -5                        | +14   | +78  | 2.62%   | 660                |
| Our Lady's Hospice & Care, Dublin        | 482                | 526                | 513                | 512                | 508                | -12                   | -5                    | -4                        | -18   | +26  | -3.38%  | 593                |
| Kare, Newbridge Co Kildare               | 360                | 448                | 490                | 488                | 490                | +42                   | -0                    | +2                        | +42   | +130   | 9.28%   | 600                |
| St. John of God Liffey Services          | 787                | 795                | 812                | 782                | 793                | +17                   | -19                   | +11                       | -2  | +6   | -0.23%  | 903                |



## HSE Dublin & Midlands Employment Report by Grade Group: JUL 2024

| JUL 2024                                     | WTE DEC 2019  | WTE DEC 2022  | WTE DEC 2023  | WTE JUN 2024  | WTE JUL 2024  | WTE Change 2023 | WTE Change 2024 | WTE change since DEC 2023 | WTE Change Dec 2022 to JUL 2024 | WTE Change Dec 2019 to JUL 2024 | % WTE Change Dec 2022 to JUL 2024 | No. JUL 2024  |
|--|---------------|---------------|---------------|---------------|---------------|-----------------|-----------------|---------------------------|---------------------------------|---------------------------------|-----------------------------------|---------------|
| <b>Overall</b>                               | <b>25,344</b> | <b>28,370</b> | <b>30,373</b> | <b>30,806</b> | <b>30,802</b> | <b>+2,003</b>   | <b>+429</b>     | <b>+429</b>               | <b>+2,432</b>                   | <b>+5,458</b>                   | <b>8.57%</b>                      | <b>35,503</b> |
| Consultant Anaesthesia                       | 96            | 121           | 125           | 129           | 134           | +5              | +8              | +8                        | +13                             | +38                             | 10.76%                            | 148           |
| Consultant Dentistry                         | 2             | 2             | 3             | 3             | 2             | +1              | -1              | -1                        | +0                              | +0                              | 0.00%                             | 2             |
| Consultant Emergency Medicine                | 30            | 51            | 59            | 59            | 60            | +8              | +1              | +1                        | +9                              | +29                             | 16.78%                            | 66            |
| Consultant Intensive Care Medicine           | 13            | 16            | 18            | 18            | 18            | +2              | -0              | -0                        | +2                              | +5                              | 12.85%                            | 19            |
| Consultant Medicine                          | 193           | 252           | 282           | 294           | 295           | +30             | +14             | +14                       | +43                             | +102                            | 17.20%                            | 320           |
| Consultant Obstetrics & Gynaecology          | 29            | 33            | 39            | 39            | 38            | +6              | -0              | -0                        | +5                              | +9                              | 15.76%                            | 40            |
| Consultant Paediatrics                       | 88            | 103           | 112           | 117           | 117           | +8              | +5              | +5                        | +13                             | +29                             | 13.01%                            | 122           |
| Consultant Pathology                         | 63            | 77            | 81            | 84            | 84            | +4              | +4              | +4                        | +7                              | +21                             | 9.39%                             | 92            |
| Consultant Psychiatry                        | 80            | 84            | 88            | 96            | 97            | +5              | +8              | +8                        | +13                             | +17                             | 15.44%                            | 101           |
| Consultant Radiology                         | 82            | 89            | 95            | 99            | 100           | +6              | +5              | +5                        | +11                             | +18                             | 12.24%                            | 106           |
| Consultant Surgery                           | 118           | 142           | 151           | 152           | 155           | +9              | +4              | +4                        | +13                             | +37                             | 8.99%                             | 166           |
| <b>Consultants</b>                           | <b>795</b>    | <b>970</b>    | <b>1,053</b>  | <b>1,089</b>  | <b>1,100</b>  | <b>+83</b>      | <b>+47</b>      | <b>+47</b>                | <b>+129</b>                     | <b>+304</b>                     | <b>13.34%</b>                     | <b>1,182</b>  |
| Registrar                                    | 506           | 584           | 622           | 652           | 680           | +38             | +57             | +57                       | +95                             | +174                            | 16.31%                            | 918           |
| Senior Registrar                             | 43            | 50            | 44            | 40            | 41            | -6              | -2              | -2                        | -9                              | -2                              | -17.50%                           | 57            |
| Specialist Registrar                         | 351           | 398           | 434           | 416           | 417           | +36             | -17             | -17                       | +19                             | +66                             | 4.79%                             | 685           |
| <b>Registrars</b>                            | <b>899</b>    | <b>1,032</b>  | <b>1,100</b>  | <b>1,107</b>  | <b>1,138</b>  | <b>+68</b>      | <b>+38</b>      | <b>+38</b>                | <b>+106</b>                     | <b>+239</b>                     | <b>10.24%</b>                     | <b>1,660</b>  |
| Interns                                      | 134           | 154           | 159           | 157           | 164           | +5              | +5              | +5                        | +10                             | +31                             | 6.70%                             | 269           |
| Senior House Officer                         | 492           | 558           | 627           | 619           | 589           | +69             | -38             | -38                       | +32                             | +98                             | 5.71%                             | 857           |
| <b>SHO/ Interns</b>                          | <b>626</b>    | <b>711</b>    | <b>786</b>    | <b>776</b>    | <b>754</b>    | <b>+75</b>      | <b>-33</b>      | <b>-33</b>                | <b>+42</b>                      | <b>+128</b>                     | <b>5.93%</b>                      | <b>1,126</b>  |
| Dentists                                     | 50            | 48            | 46            | 43            | 43            | -2              | -3              | -3                        | -5                              | -7                              | -10.48%                           | 54            |
| Other Medical                                | 79            | 63            | 67            | 63            | 65            | +4              | -2              | -2                        | +2                              | -14                             | 3.09%                             | 104           |
| <b>Medical/ Dental, other</b>                | <b>129</b>    | <b>111</b>    | <b>113</b>    | <b>107</b>    | <b>108</b>    | <b>+2</b>       | <b>-5</b>       | <b>-5</b>                 | <b>-3</b>                       | <b>-21</b>                      | <b>-2.78%</b>                     | <b>158</b>    |
| <b>Medical &amp; Dental</b>                  | <b>2448</b>   | <b>2824</b>   | <b>3052</b>   | <b>3079</b>   | <b>3098</b>   | <b>+228</b>     | <b>+46</b>      | <b>+46</b>                | <b>+274</b>                     | <b>+650</b>                     | <b>9.71%</b>                      | <b>4,126</b>  |
| Clinical Nurse/ Midwife Manager 1            | 389           | 411           | 435           | 440           | 441           | +24             | +6              | +6                        | +30                             | +52                             | 7.27%                             | 471           |
| Clinical Nurse/ Midwife Manager 2            | 1,078         | 1,212         | 1,245         | 1,229         | 1,229         | +33             | -17             | -17                       | +17                             | +151                            | 1.39%                             | 1,367         |
| Clinical Nurse/ Midwife Manager 3            | 165           | 193           | 207           | 223           | 219           | +14             | +12             | +12                       | +26                             | +54                             | 13.55%                            | 231           |
| Director Nursing/Midwifery, Assistant        | 203           | 239           | 250           | 248           | 250           | +10             | +0              | +0                        | +10                             | +47                             | 4.33%                             | 262           |
| Director of Nursing/Midwifery                | 46            | 52            | 55            | 56            | 56            | +3              | +0              | +0                        | +4                              | +9                              | 7.54%                             | 56            |
| <b>Nurse/ Midwife Manager</b>                | <b>1,881</b>  | <b>2,107</b>  | <b>2,192</b>  | <b>2,197</b>  | <b>2,194</b>  | <b>+85</b>      | <b>+2</b>       | <b>+2</b>                 | <b>+87</b>                      | <b>+314</b>                     | <b>4.13%</b>                      | <b>2,387</b>  |
| Advanced Nurse/ Midwife Practitioner         | 61            | 131           | 167           | 178           | 183           | +36             | +16             | +16                       | +52                             | +122                            | 39.57%                            | 193           |
| Adv. Nurse/ Midwife, Candidate               | 29            | 81            | 109           | 106           | 101           | +28             | -8              | -8                        | +20                             | +73                             | 24.79%                            | 107           |
| Clinical Nurse/ Midwife Spec., Candidate     |               |               | 1             | 18            | 21            | +1              | +19             | +19                       | +21                             | +21                             | -100.00%                          | 22            |
| Clinical Nurse/ Midwife Specialist           | 435           | 543           | 644           | 649           | 657           | +101            | +12             | +12                       | +114                            | +222                            | 20.98%                            | 748           |
| <b>Nurse/ Midwife Specialist &amp; AN/MP</b> | <b>524</b>    | <b>755</b>    | <b>922</b>    | <b>951</b>    | <b>961</b>    | <b>+167</b>     | <b>+40</b>      | <b>+40</b>                | <b>+207</b>                     | <b>+437</b>                     | <b>27.39%</b>                     | <b>1,070</b>  |
| Nursing Bank                                 | 29            | 6             | 5             | 4             | 4             | -1              | -1              | -1                        | -2                              | -24                             | -36.17%                           | 8             |
| Staff Midwives                               | 243           | 216           | 189           | 214           | 214           | -27             | +25             | +25                       | -1                              | -29                             | -0.65%                            | 238           |
| Staff Nurse [Intellectual Disability]        | 289           | 330           | 338           | 331           | 326           | +9              | -12             | -12                       | -4                              | +37                             | -1.14%                            | 387           |
| Staff Nurse [Psychiatric]                    | 418           | 406           | 401           | 404           | 403           | -5              | +2              | +2                        | -3                              | -14                             | -0.65%                            | 436           |
| Staff Nurses [General/ Children's]           | 4,429         | 4,943         | 5,397         | 5,682         | 5,674         | +454            | +276            | +276                      | +730                            | +1,245                          | 14.77%                            | 6,225         |
| <b>Staff Nurse/ Staff Midwife</b>            | <b>5,407</b>  | <b>5,901</b>  | <b>6,332</b>  | <b>6,635</b>  | <b>6,622</b>  | <b>+430</b>     | <b>+290</b>     | <b>+290</b>               | <b>+720</b>                     | <b>+1,214</b>                   | <b>12.20%</b>                     | <b>7,294</b>  |
| Public Health Nurse                          | 281           | 276           | 268           | 258           | 265           | -8              | -4              | -4                        | -12                             | -16                             | -4.24%                            | 315           |
| <b>Public Health Nurse</b>                   | <b>281</b>    | <b>276</b>    | <b>268</b>    | <b>258</b>    | <b>265</b>    | <b>-8</b>       | <b>-4</b>       | <b>-4</b>                 | <b>-12</b>                      | <b>-16</b>                      | <b>-4.24%</b>                     | <b>315</b>    |
| Nursing/ Midwifery awaiting registration     | 32            | 93            | 47            | 35            | 22            | -46             | -25             | -25                       | -71                             | -10                             | -76.82%                           | 24            |
| Post-registration Nurse/ Midwife Student     | 97            | 87            | 72            | 45            | 34            | -15             | -39             | -39                       | -53                             | -63                             | -61.21%                           | 39            |
| Pre-registration Nurse/ Midwife Intern       | 23            | 34            | 33            | 157           | 157           | -0              | +124            | +124                      | +123                            | +134                            | 367.93%                           | 318           |
| <b>Nursing/ Midwifery Student</b>            | <b>151</b>    | <b>213</b>    | <b>152</b>    | <b>237</b>    | <b>212</b>    | <b>-61</b>      | <b>+60</b>      | <b>+60</b>                | <b>-1</b>                       | <b>+61</b>                      | <b>-0.62%</b>                     | <b>381</b>    |
| Nursing Education/Clinical                   | 60            | 59            | 63            | 64            | 63            | +4              | -0              | -0                        | +4                              | +3                              | 6.91%                             | 75            |
| Other Nursing/ Midwifery                     | 5             | 7             | 8             | 7             | 7             | +1              | -1              | -1                        | +0                              | +2                              | 0.00%                             | 8             |
| <b>Nursing/ Midwifery other</b>              | <b>64</b>     | <b>66</b>     | <b>71</b>     | <b>71</b>     | <b>70</b>     | <b>+5</b>       | <b>-1</b>       | <b>-1</b>                 | <b>+4</b>                       | <b>+5</b>                       | <b>6.17%</b>                      | <b>83</b>     |
| <b>Nursing &amp; Midwifery</b>               | <b>8308</b>   | <b>9319</b>   | <b>9937</b>   | <b>10349</b>  | <b>10324</b>  | <b>+618</b>     | <b>+387</b>     | <b>+387</b>               | <b>+1,005</b>                   | <b>+2,015</b>                   | <b>10.78%</b>                     | <b>11,530</b> |
| Dietitians                                   | 186           | 209           | 221           | 231           | 223           | +12             | +3              | +3                        | +14                             | +38                             | 6.77%                             | 254           |
| Occupational Therapists                      | 351           | 374           | 395           | 388           | 381           | +20             | -14             | -14                       | +6                              | +29                             | 1.67%                             | 433           |
| Orthoptists                                  | 8             | 9             | 8             | 8             | 9             | -1              | +1              | +1                        | +0                              | +1                              | 1.35%                             | 12            |
| Physiotherapists                             | 397           | 478           | 504           | 502           | 495           | +27             | -10             | -10                       | +17                             | +97                             | 3.53%                             | 561           |





| JUL 2024                                      | WTE DEC 2019  | WTE DEC 2022  | WTE DEC 2023  | WTE JUN 2024  | WTE JUL 2024  | WTE Change 2023 | WTE Change 2024 | WTE change since DEC 2023 | WTE Change Dec 2022 to JUL 2024 | WTE Change Dec 2019 to JUL 2024 | % WTE Change Dec 2022 to JUL 2024 | No. JUL 2024  |
|---|---------------|---------------|---------------|---------------|---------------|-----------------|-----------------|---------------------------|---------------------------------|---------------------------------|-----------------------------------|---------------|
| <b>Overall</b>                                | <b>25,344</b> | <b>28,370</b> | <b>30,373</b> | <b>30,806</b> | <b>30,802</b> | <b>+2,003</b>   | <b>+429</b>     | <b>+429</b>               | <b>+2,432</b>                   | <b>+5,458</b>                   | <b>8.57%</b>                      | <b>35,503</b> |
| Podiatrists & Chiroprodists                   | 8             | 12            | 15            | 15            | 15            | +3              | -0              | -0                        | +3                              | +7                              | 23.00%                            | 19            |
| Speech & Language Therapists                  | 242           | 256           | 259           | 254           | 251           | +3              | -7              | -7                        | -5                              | +9                              | -1.78%                            | 292           |
| <b>Therapy Professions</b>                    | <b>1,192</b>  | <b>1,338</b>  | <b>1,402</b>  | <b>1,399</b>  | <b>1,374</b>  | <b>+64</b>      | <b>-28</b>      | <b>-28</b>                | <b>+36</b>                      | <b>+182</b>                     | <b>2.67%</b>                      | <b>1,571</b>  |
| Audiology                                     | 9             | 22            | 19            | 22            | 22            | -2              | +2              | +2                        | +0                              | +12                             | 0.46%                             | 24            |
| Biochemists                                   | 14            | 12            | 14            | 13            | 15            | +2              | +1              | +1                        | +3                              | +1                              | 21.45%                            | 16            |
| Cardiac Physiologists                         | 58            | 59            | 63            | 61            | 61            | +4              | -2              | -2                        | +2                              | +3                              | 3.81%                             | 67            |
| Clinical Engineering                          | 62            | 61            | 66            | 68            | 66            | +5              | -1              | -1                        | +5                              | +4                              | 7.43%                             | 67            |
| Dosimetrists                                  | 2             | 1             | 1             | 1             | 1             | +0              | +0              | +0                        | +0                              | -1                              | 0.00%                             | 1             |
| E.C.G. Technicians                            | 2             | 1             | 1             | 1             | 2             | +0              | +1              | +1                        | +1                              | -0                              | 55.00%                            | 2             |
| Gastrointestinal Physiologists                | 2             | 4             | 3             | 3             | 3             | -1              | +0              | +0                        | -1                              | +1                              | -17.36%                           | 3             |
| Medical Science                               | 550           | 587           | 606           | 616           | 610           | +19             | +5              | +5                        | +24                             | +60                             | 4.06%                             | 664           |
| Neuro-Physiologists                           | 19            | 20            | 22            | 22            | 22            | +2              | -0              | -0                        | +2                              | +3                              | 7.47%                             | 26            |
| Perfusionists                                 | 9             | 9             | 10            | 12            | 12            | +0              | +2              | +2                        | +2                              | +2                              | 24.26%                            | 12            |
| Phlebotomists                                 | 45            | 63            | 71            | 77            | 76            | +8              | +5              | +5                        | +13                             | +30                             | 21.23%                            | 85            |
| Physicists                                    | 107           | 100           | 107           | 109           | 111           | +8              | +3              | +3                        | +11                             | +4                              | 11.02%                            | 118           |
| Radiation Therapists                          | 138           | 134           | 132           | 132           | 134           | -2              | +2              | +2                        | +0                              | -4                              | 0.15%                             | 144           |
| Radiographers                                 | 287           | 343           | 357           | 361           | 363           | +15             | +6              | +6                        | +20                             | +76                             | 5.90%                             | 390           |
| Respiratory Physiologists                     | 22            | 24            | 28            | 27            | 26            | +4              | -2              | -2                        | +2                              | +5                              | 9.49%                             | 29            |
| Vascular Physiologists                        | 10            | 12            | 9             | 9             | 9             | -3              | +0              | +0                        | -3                              | -1                              | -23.14%                           | 10            |
| <b>Health Science/ Diagnostics</b>            | <b>1,337</b>  | <b>1,451</b>  | <b>1,511</b>  | <b>1,533</b>  | <b>1,532</b>  | <b>+61</b>      | <b>+21</b>      | <b>+21</b>                | <b>+81</b>                      | <b>+195</b>                     | <b>5.61%</b>                      | <b>1,658</b>  |
| Social Care                                   | 653           | 821           | 835           | 845           | 853           | +14             | +19             | +19                       | +33                             | +200                            | 3.98%                             | 976           |
| <b>Social Care</b>                            | <b>653</b>    | <b>821</b>    | <b>835</b>    | <b>845</b>    | <b>853</b>    | <b>+14</b>      | <b>+19</b>      | <b>+19</b>                | <b>+33</b>                      | <b>+200</b>                     | <b>3.98%</b>                      | <b>976</b>    |
| Pharmacists                                   | 208           | 216           | 232           | 244           | 248           | +16             | +16             | +16                       | +32                             | +40                             | 14.86%                            | 271           |
| Pharmacy Technicians                          | 118           | 137           | 147           | 146           | 148           | +10             | +1              | +1                        | +11                             | +30                             | 7.97%                             | 168           |
| <b>Pharmacy</b>                               | <b>326</b>    | <b>353</b>    | <b>379</b>    | <b>390</b>    | <b>396</b>    | <b>+26</b>      | <b>+17</b>      | <b>+17</b>                | <b>+43</b>                      | <b>+71</b>                      | <b>12.19%</b>                     | <b>439</b>    |
| Psychologists                                 | 194           | 216           | 253           | 247           | 242           | +37             | -11             | -11                       | +26                             | +48                             | 12.28%                            | 280           |
| <b>Psychologists</b>                          | <b>194</b>    | <b>216</b>    | <b>253</b>    | <b>247</b>    | <b>242</b>    | <b>+37</b>      | <b>-11</b>      | <b>-11</b>                | <b>+26</b>                      | <b>+48</b>                      | <b>12.28%</b>                     | <b>280</b>    |
| Social Workers                                | 284           | 321           | 351           | 346           | 343           | +30             | -8              | -8                        | +22                             | +58                             | 6.73%                             | 384           |
| <b>Social Workers</b>                         | <b>284</b>    | <b>321</b>    | <b>351</b>    | <b>346</b>    | <b>343</b>    | <b>+30</b>      | <b>-8</b>       | <b>-8</b>                 | <b>+22</b>                      | <b>+58</b>                      | <b>6.73%</b>                      | <b>384</b>    |
| Counsellor Therapists                         | 55            | 60            | 61            | 64            | 65            | +1              | +4              | +4                        | +5                              | +10                             | 8.64%                             | 75            |
| Dental Hygienists                             | 12            | 10            | 9             | 10            | 10            | -2              | +1              | +1                        | -1                              | -2                              | -6.12%                            | 14            |
| Environmental Health Officers                 |               |               | 1             | 1             | 1             | +1              | +0              | +0                        | +1                              | +1                              | -100.00%                          | 1             |
| HSCP Trainees/Students                        | 17            | 27            | 22            | 29            | 29            | -5              | +7              | +7                        | +2                              | +12                             | 8.55%                             | 31            |
| Other Health & Social Care                    | 26            | 38            | 40            | 44            | 43            | +2              | +3              | +3                        | +5                              | +17                             | 13.30%                            | 48            |
| Play Therapists/ Specialists                  | 21            | 27            | 25            | 27            | 24            | -2              | -1              | -1                        | -3                              | +3                              | -10.09%                           | 32            |
| Vaccinators                                   |               |               |               | 1             | 1             |                 | +1              | +1                        | +1                              | +1                              | -100.00%                          | 1             |
| <b>H&amp;SC, Other</b>                        | <b>130</b>    | <b>162</b>    | <b>158</b>    | <b>176</b>    | <b>172</b>    | <b>-4</b>       | <b>+14</b>      | <b>+14</b>                | <b>+11</b>                      | <b>+42</b>                      | <b>6.67%</b>                      | <b>202</b>    |
| <b>Health &amp; Social Care Professionals</b> | <b>4116</b>   | <b>4661</b>   | <b>4889</b>   | <b>4937</b>   | <b>4912</b>   | <b>+228</b>     | <b>+23</b>      | <b>+23</b>                | <b>+252</b>                     | <b>+797</b>                     | <b>5.40%</b>                      | <b>5,510</b>  |
| Executive Management                          | 44            | 55            | 56            | 57            | 57            | +0              | +1              | +1                        | +1                              | +12                             | 1.93%                             | 57            |
| Senior Management (VIII & GM)                 | 226           | 303           | 292           | 296           | 293           | -11             | +1              | +1                        | -10                             | +66                             | -3.32%                            | 298           |
| <b>Management (VIII &amp; above)</b>          | <b>271</b>    | <b>358</b>    | <b>348</b>    | <b>353</b>    | <b>349</b>    | <b>-10</b>      | <b>+1</b>       | <b>+1</b>                 | <b>-9</b>                       | <b>+78</b>                      | <b>-2.51%</b>                     | <b>355</b>    |
| Middle Management (V-VII)                     | 1,053         | 1,396         | 1,618         | 1,604         | 1,601         | +222            | -17             | -17                       | +205                            | +547                            | 14.71%                            | 1,679         |
| Other Administrative                          | 3             | 2             | 3             | 3             | 3             | +1              | +0              | +0                        | +1                              | -1                              | 24.44%                            | 3             |
| <b>Administrative/ Supervisory (V to VII)</b> | <b>1,057</b>  | <b>1,398</b>  | <b>1,621</b>  | <b>1,607</b>  | <b>1,604</b>  | <b>+223</b>     | <b>-17</b>      | <b>-17</b>                | <b>+206</b>                     | <b>+547</b>                     | <b>14.72%</b>                     | <b>1,682</b>  |
| General Administrative (III & IV)             | 2,178         | 2,340         | 2,591         | 2,552         | 2,547         | +251            | -43             | -43                       | +208                            | +369                            | 8.88%                             | 2,887         |
| <b>Clerical (III &amp; IV)</b>                | <b>2,178</b>  | <b>2,340</b>  | <b>2,591</b>  | <b>2,552</b>  | <b>2,547</b>  | <b>+251</b>     | <b>-43</b>      | <b>-43</b>                | <b>+208</b>                     | <b>+369</b>                     | <b>8.88%</b>                      | <b>2,887</b>  |
| <b>Management &amp; Administrative</b>        | <b>3506</b>   | <b>4096</b>   | <b>4559</b>   | <b>4512</b>   | <b>4500</b>   | <b>+464</b>     | <b>-59</b>      | <b>-59</b>                | <b>+404</b>                     | <b>+994</b>                     | <b>9.88%</b>                      | <b>4,924</b>  |
| Catering                                      | 185           | 177           | 190           | 181           | 181           | +13             | -9              | -9                        | +4                              | -4                              | 2.32%                             | 197           |
| Household Services                            | 730           | 703           | 681           | 694           | 696           | -22             | +15             | +15                       | -7                              | -35                             | -1.01%                            | 887           |
| Other Labs & Associated                       | 108           | 156           | 180           | 180           | 190           | +24             | +10             | +10                       | +34                             | +82                             | 21.80%                            | 202           |
| Other Support                                 | 187           | 181           | 190           | 181           | 181           | +9              | -9              | -9                        | +0                              | -6                              | 0.09%                             | 212           |
| Portering                                     | 258           | 260           | 239           | 233           | 234           | -21             | -5              | -5                        | -26                             | -24                             | -10.03%                           | 247           |
| <b>Support</b>                                | <b>1,468</b>  | <b>1,476</b>  | <b>1,479</b>  | <b>1,469</b>  | <b>1,481</b>  | <b>+3</b>       | <b>+2</b>       | <b>+2</b>                 | <b>+5</b>                       | <b>+13</b>                      | <b>0.34%</b>                      | <b>1,745</b>  |
| Maintenance                                   | 243           | 236           | 244           | 241           | 240           | +7              | -3              | -3                        | +4                              | -3                              | 1.58%                             | 249           |
| Technical Services                            | 9             | 15            | 18            | 15            | 16            | +3              | -2              | -2                        | +1                              | +7                              | 7.02%                             | 16            |
| <b>Maintenance/ Technical</b>                 | <b>252</b>    | <b>251</b>    | <b>262</b>    | <b>256</b>    | <b>256</b>    | <b>+10</b>      | <b>-5</b>       | <b>-5</b>                 | <b>+5</b>                       | <b>+4</b>                       | <b>1.90%</b>                      | <b>265</b>    |
| <b>General Support</b>                        | <b>1721</b>   | <b>1728</b>   | <b>1741</b>   | <b>1724</b>   | <b>1738</b>   | <b>+13</b>      | <b>-4</b>       | <b>-4</b>                 | <b>+10</b>                      | <b>+17</b>                      | <b>0.57%</b>                      | <b>2,010</b>  |
| Attendant/ Aide                               | 1,264         | 767           | 772           | 764           | 760           | +5              | -13             | -13                       | -8                              | -504                            | -0.99%                            | 855           |

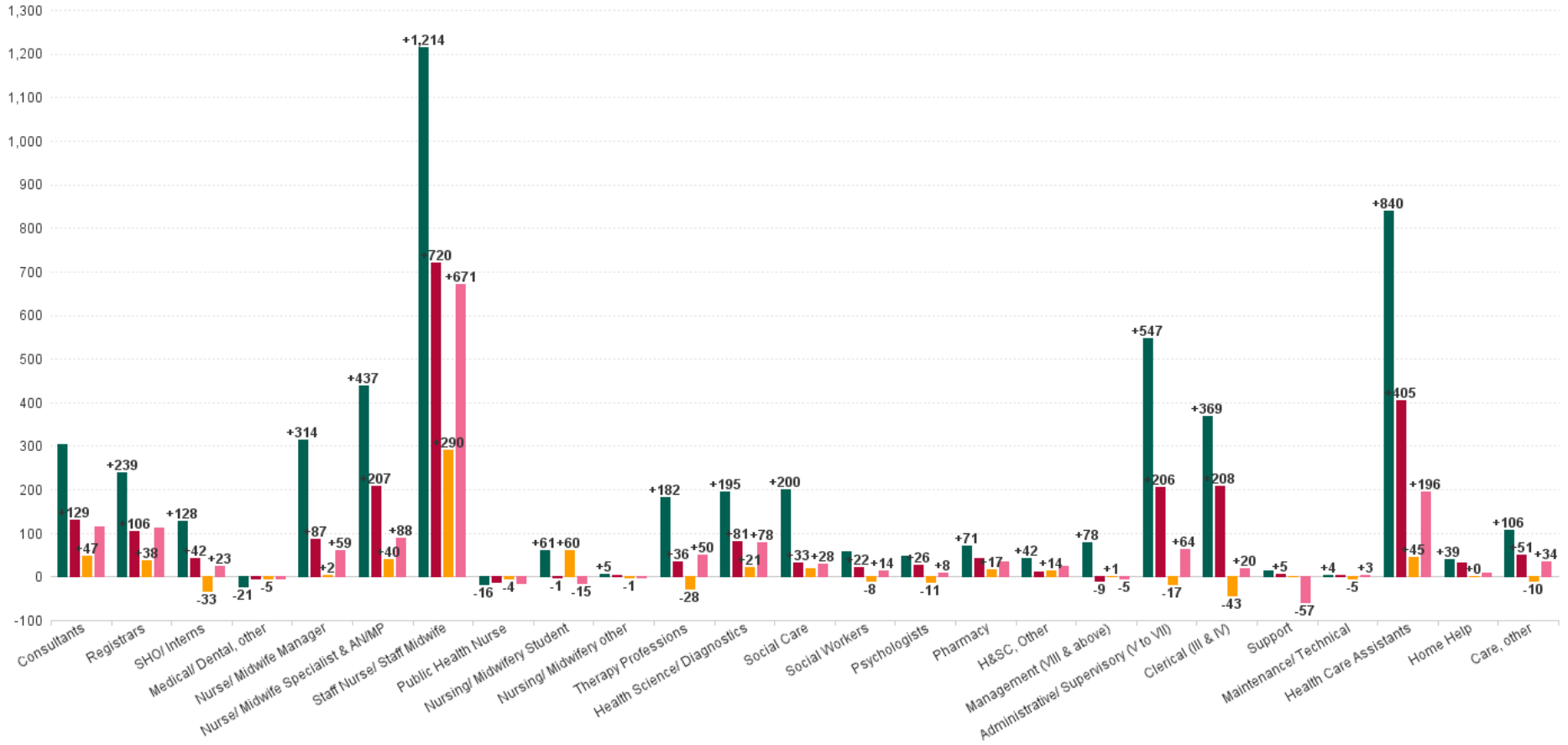


| JUL 2024                              | WTE DEC 2019  | WTE DEC 2022  | WTE DEC 2023  | WTE JUN 2024  | WTE JUL 2024  | WTE Change 2023 | WTE Change 2024 | WTE change since DEC 2023 | WTE Change Dec 2022 to JUL 2024 | WTE Change Dec 2019 to JUL 2024 | % WTE Change Dec 2022 to JUL 2024 | No. JUL 2024  |
|---------------------------------------|---------------|---------------|---------------|---------------|---------------|-----------------|-----------------|---------------------------|---------------------------------|---------------------------------|-----------------------------------|---------------|
| <b>Overall</b>                        | <b>25,344</b> | <b>28,370</b> | <b>30,373</b> | <b>30,806</b> | <b>30,802</b> | <b>+2,003</b>   | <b>+429</b>     | <b>+429</b>               | <b>+2,432</b>                   | <b>+5,458</b>                   | <b>8.57%</b>                      | <b>35,503</b> |
| Health Care Assistant/ Care Assistant | 2,828         | 3,735         | 4,047         | 4,085         | 4,112         | +312            | +65             | +65                       | +377                            | +1,284                          | 10.09%                            | 4,830         |
| Health & Social Care Assistants       | 35            | 59            | 102           | 99            | 95            | +43             | -7              | -7                        | +36                             | +60                             | 60.29%                            | 106           |
| <b>Health Care Assistants</b>         | <b>4,127</b>  | <b>4,562</b>  | <b>4,922</b>  | <b>4,949</b>  | <b>4,967</b>  | <b>+360</b>     | <b>+45</b>      | <b>+45</b>                | <b>+405</b>                     | <b>+840</b>                     | <b>8.88%</b>                      | <b>5,791</b>  |
| Home Helps                            | 330           | 337           | 368           | 365           | 368           | +31             | +0              | +0                        | +31                             | +39                             | 9.15%                             | 587           |
| <b>Home Help</b>                      | <b>330</b>    | <b>337</b>    | <b>368</b>    | <b>365</b>    | <b>368</b>    | <b>+31</b>      | <b>+0</b>       | <b>+0</b>                 | <b>+31</b>                      | <b>+39</b>                      | <b>9.15%</b>                      | <b>587</b>    |
| Health Promotion                      |               | 35            | 47            | 45            | 46            | +12             | -1              | -1                        | +11                             | +46                             | 30.91%                            | 50            |
| Home Care Services                    | 15            | 17            | 16            | 22            | 22            | -1              | +6              | +6                        | +5                              | +7                              | 30.85%                            | 24            |
| Other Care Grades                     | 237           | 248           | 290           | 293           | 289           | +43             | -1              | -1                        | +42                             | +53                             | 16.94%                            | 324           |
| Pastoral Care                         | 30            | 28            | 29            | 28            | 28            | +1              | -1              | -1                        | -0                              | -2                              | -0.21%                            | 38            |
| Workshop Services                     | 507           | 517           | 523           | 503           | 510           | +6              | -13             | -13                       | -7                              | +3                              | -1.28%                            | 589           |
| <b>Care, other</b>                    | <b>789</b>    | <b>844</b>    | <b>905</b>    | <b>892</b>    | <b>895</b>    | <b>+61</b>      | <b>-10</b>      | <b>-10</b>                | <b>+51</b>                      | <b>+106</b>                     | <b>6.07%</b>                      | <b>1,025</b>  |
| <b>Patient &amp; Client Care</b>      | <b>5246</b>   | <b>5743</b>   | <b>6195</b>   | <b>6205</b>   | <b>6230</b>   | <b>+452</b>     | <b>+35</b>      | <b>+35</b>                | <b>+487</b>                     | <b>+985</b>                     | <b>8.48%</b>                      | <b>7,403</b>  |



# WTE Change by Staff Group

■ WTE change since DEC 2019 
 ■ WTE change since DEC 2022 
 ■ WTE change since DEC 2023 
 ■ WTE change since JUL 2023



## HSE Dublin & Midlands Employment Report by WTE, Headcount, Gender, Full-Time / Part-Time etc. JUL 2024

| JUL 2024                                      | WTE JUL 2024  | No. JUL 2024  | WTE : No     | Number Male   | Number Female | Male WTE : No. | Female WTE : No | Perm Count %  | Perm Count Male % | Perm Count Female % | Fulltime Count % | Part time Count % | FT Count Male % | FT Count Female % |
|---|---------------|---------------|--------------|---------------|---------------|----------------|-----------------|---------------|-------------------|---------------------|------------------|-------------------|-----------------|-------------------|
| <b>Total</b>                                  | <b>30,802</b> | <b>35,503</b> | <b>1:0.9</b> | <b>21.80%</b> | <b>78.20%</b> | <b>1:0.9</b>   | <b>1:0.9</b>    | <b>82.84%</b> | <b>16.11%</b>     | <b>66.73%</b>       | <b>76.28%</b>    | <b>23.72%</b>     | <b>88.06%</b>   | <b>72.99%</b>     |
| Consultants                                   | 1,100         | 1,182         | 1:0.9        | 52.03%        | 47.97%        | 1:0.9          | 1:0.9           | 80.03%        | 40.69%            | 39.34%              | 89.42%           | 10.58%            | 92.36%          | 86.24%            |
| Registrars                                    | 1,138         | 1,660         | 1:0.7        | 49.52%        | 50.48%        | 1:0.7          | 1:0.7           | 1.39%         | 0.90%             | 0.48%               | 96.87%           | 3.13%             | 97.69%          | 96.06%            |
| SHO/ Interns                                  | 754           | 1,126         | 1:0.7        | 40.59%        | 59.41%        | 1:0.7          | 1:0.7           | 0.27%         | 0.18%             | 0.09%               | 99.64%           | 0.36%             | 100.00%         | 99.40%            |
| Medical/ Dental, other                        | 108           | 158           | 1:0.7        | 36.71%        | 63.29%        | 1:0.6          | 1:0.7           | 82.91%        | 27.22%            | 55.70%              | 42.41%           | 57.59%            | 43.10%          | 42.00%            |
| <b>Medical &amp; Dental</b>                   | <b>3,098</b>  | <b>4,126</b>  | <b>1:0.8</b> | <b>47.31%</b> | <b>52.69%</b> | <b>1:0.8</b>   | <b>1:0.7</b>    | <b>26.73%</b> | <b>13.11%</b>     | <b>13.62%</b>       | <b>93.41%</b>    | <b>6.59%</b>      | <b>94.93%</b>   | <b>92.04%</b>     |
| Nurse/ Midwife Manager                        | 2,194         | 2,387         | 1:0.9        | 9.01%         | 90.99%        | 1:1            | 1:0.9           | 97.70%        | 8.67%             | 89.02%              | 81.02%           | 18.98%            | 96.28%          | 79.51%            |
| Nurse/ Midwife Specialist & AN/MP             | 961           | 1,070         | 1:0.9        | 5.79%         | 94.21%        | 1:1            | 1:0.9           | 98.50%        | 5.70%             | 92.80%              | 77.20%           | 22.80%            | 96.77%          | 75.99%            |
| Staff Nurse/ Staff Midwife                    | 6,622         | 7,294         | 1:0.9        | 10.39%        | 89.61%        | 1:1            | 1:0.9           | 90.87%        | 9.13%             | 81.74%              | 79.45%           | 20.55%            | 94.33%          | 77.72%            |
| Public Health Nurse                           | 265           | 315           | 1:0.8        | 0.95%         | 99.05%        | 1:0.9          | 1:0.8           | 97.78%        | 0.63%             | 97.14%              | 76.83%           | 23.17%            | 100.00%         | 76.60%            |
| Public Health Nurse                           | 265           | 315           | 1:0.8        | 0.95%         | 99.05%        | 1:0.9          | 1:0.8           | 97.78%        | 0.63%             | 97.14%              | 76.83%           | 23.17%            | 100.00%         | 76.60%            |
| Pre-registration Nurse/ Midwife Intern        | 157           | 318           | 1:0.5        | 6.92%         | 93.08%        | 1:0.5          | 1:0.5           | 0.63%         |                   | 0.63%               | 93.40%           | 6.60%             | 95.45%          | 93.24%            |
| Post-registration Nurse/ Midwife Student      | 34            | 39            | 1:0.9        | 5.13%         | 94.87%        | 1:1            | 1:0.9           | 10.26%        |                   | 10.26%              | 100.00%          |                   | 100.00%         | 100.00%           |
| Nursing/ Midwifery awaiting registration      | 22            | 24            | 1:0.9        | 20.83%        | 79.17%        | 1:1            | 1:0.9           | 62.50%        | 20.83%            | 41.67%              | 100.00%          |                   | 100.00%         | 100.00%           |
| Nursing/ Midwifery Student                    | 212           | 381           | 1:0.6        | 7.61%         | 92.39%        | 1:0.6          | 1:0.6           | 5.51%         | 1.31%             | 4.20%               | 94.49%           | 5.51%             | 96.55%          | 94.32%            |
| Nursing/ Midwifery other                      | 70            | 83            | 1:0.8        | 4.82%         | 95.18%        | 1:1            | 1:0.8           | 98.80%        | 4.82%             | 93.98%              | 66.27%           | 33.73%            | 100.00%         | 64.56%            |
| <b>Nursing &amp; Midwifery</b>                | <b>10,324</b> | <b>11,530</b> | <b>1:0.9</b> | <b>9.29%</b>  | <b>90.71%</b> | <b>1:1</b>     | <b>1:0.9</b>    | <b>90.42%</b> | <b>8.20%</b>      | <b>82.22%</b>       | <b>79.90%</b>    | <b>20.10%</b>     | <b>94.96%</b>   | <b>78.35%</b>     |
| Therapy Professions                           | 1,374         | 1,571         | 1:0.9        | 10.31%        | 89.69%        | 1:0.9          | 1:0.9           | 94.08%        | 9.29%             | 84.79%              | 80.39%           | 19.61%            | 93.21%          | 78.92%            |
| Health Science/ Diagnostics                   | 1,532         | 1,658         | 1:0.9        | 26.30%        | 73.70%        | 1:1            | 1:0.9           | 94.09%        | 24.43%            | 69.66%              | 85.71%           | 14.29%            | 97.48%          | 81.51%            |
| Social Care                                   | 853           | 976           | 1:0.9        | 21.93%        | 78.07%        | 1:0.9          | 1:0.9           | 98.05%        | 21.31%            | 76.74%              | 48.26%           | 51.74%            | 63.55%          | 43.96%            |
| Social Workers                                | 343           | 384           | 1:0.9        | 14.84%        | 85.16%        | 1:0.9          | 1:0.9           | 95.83%        | 13.80%            | 82.03%              | 80.47%           | 19.53%            | 89.47%          | 78.90%            |
| Psychologists                                 | 242           | 280           | 1:0.9        | 20.36%        | 79.64%        | 1:0.9          | 1:0.8           | 90.00%        | 19.29%            | 70.71%              | 73.21%           | 26.79%            | 89.47%          | 69.06%            |
| Pharmacy                                      | 396           | 439           | 1:0.9        | 11.85%        | 88.15%        | 1:1            | 1:0.9           | 86.33%        | 9.57%             | 76.77%              | 78.82%           | 21.18%            | 84.62%          | 78.04%            |
| H&SC, Other                                   | 172           | 202           | 1:0.9        | 24.26%        | 75.74%        | 1:0.9          | 1:0.8           | 79.21%        | 18.81%            | 60.40%              | 63.86%           | 36.14%            | 79.59%          | 58.82%            |
| <b>Health &amp; Social Care Professionals</b> | <b>4,912</b>  | <b>5,510</b>  | <b>1:0.9</b> | <b>18.64%</b> | <b>81.36%</b> | <b>1:1</b>     | <b>1:0.9</b>    | <b>93.54%</b> | <b>17.17%</b>     | <b>76.37%</b>       | <b>75.21%</b>    | <b>24.79%</b>     | <b>87.34%</b>   | <b>72.43%</b>     |
| Management (VIII & above)                     | 349           | 355           | 1:1          | 33.80%        | 66.20%        | 1:1            | 1:1             | 91.83%        | 28.73%            | 63.10%              | 97.75%           | 2.25%             | 98.33%          | 97.45%            |
| Administrative/ Supervisory (V to VII)        | 1,604         | 1,682         | 1:1          | 25.27%        | 74.73%        | 1:1            | 1:0.9           | 88.47%        | 21.17%            | 67.30%              | 90.01%           | 9.99%             | 98.82%          | 87.03%            |
| Clerical (III & IV)                           | 2,547         | 2,887         | 1:0.9        | 13.96%        | 86.04%        | 1:1            | 1:0.9           | 84.90%        | 10.98%            | 73.92%              | 72.74%           | 27.26%            | 93.55%          | 69.36%            |
| <b>Management &amp; Administrative</b>        | <b>4,500</b>  | <b>4,924</b>  | <b>1:0.9</b> | <b>19.25%</b> | <b>80.75%</b> | <b>1:1</b>     | <b>1:0.9</b>    | <b>86.62%</b> | <b>15.74%</b>     | <b>70.88%</b>       | <b>80.44%</b>    | <b>19.56%</b>     | <b>96.52%</b>   | <b>76.61%</b>     |



| JUL 2024                         | WTE JUL 2024  | No. JUL 2024  | WTE : No     | Number Male   | Number Female | Male WTE : No. | Female WTE : No | Perm Count %  | Perm Count Male % | Perm Count Female % | Fulltime Count % | Part time Count % | FT Count Male % | FT Count Female % |
|----------------------------------|---------------|---------------|--------------|---------------|---------------|----------------|-----------------|---------------|-------------------|---------------------|------------------|-------------------|-----------------|-------------------|
| <b>Total</b>                     | <b>30,802</b> | <b>35,503</b> | <b>1:0.9</b> | <b>21.80%</b> | <b>78.20%</b> | <b>1:0.9</b>   | <b>1:0.9</b>    | <b>82.84%</b> | <b>16.11%</b>     | <b>66.73%</b>       | <b>76.28%</b>    | <b>23.72%</b>     | <b>88.06%</b>   | <b>72.99%</b>     |
| Support                          | 1,481         | 1,745         | 1:0.8        | 35.59%        | 64.41%        | 1:0.9          | 1:0.8           | 85.56%        | 30.43%            | 55.13%              | 62.52%           | 37.48%            | 82.77%          | 51.33%            |
| Maintenance/ Technical           | 256           | 265           | 1:1          | 96.23%        | 3.77%         | 1:1            | 1:0.9           | 95.85%        | 92.45%            | 3.40%               | 92.45%           | 7.55%             | 94.12%          | 50.00%            |
| <b>General Support</b>           | <b>1,738</b>  | <b>2,010</b>  | <b>1:0.9</b> | <b>43.58%</b> | <b>56.42%</b> | <b>1:0.9</b>   | <b>1:0.8</b>    | <b>86.92%</b> | <b>38.61%</b>     | <b>48.31%</b>       | <b>66.47%</b>    | <b>33.53%</b>     | <b>86.07%</b>   | <b>51.32%</b>     |
| Health Care Assistants           | 4,967         | 5,791         | 1:0.9        | 26.44%        | 73.56%        | 1:0.9          | 1:0.8           | 91.40%        | 24.88%            | 66.52%              | 61.47%           | 38.53%            | 72.83%          | 57.39%            |
| Home Helps                       | 368           | 587           | 1:0.6        | 7.84%         | 92.16%        | 1:0.5          | 1:0.6           | 75.64%        | 4.43%             | 71.21%              | 40.37%           | 59.63%            | 36.96%          | 40.67%            |
| Home Help                        | 368           | 587           | 1:0.6        | 7.84%         | 92.16%        | 1:0.5          | 1:0.6           | 75.64%        | 4.43%             | 71.21%              | 40.37%           | 59.63%            | 36.96%          | 40.67%            |
| Care, other                      | 895           | 1,025         | 1:0.9        | 28.29%        | 71.71%        | 1:0.9          | 1:0.9           | 95.41%        | 26.15%            | 69.27%              | 75.80%           | 24.20%            | 85.86%          | 71.84%            |
| <b>Patient &amp; Client Care</b> | <b>6,230</b>  | <b>7,403</b>  | <b>1:0.8</b> | <b>25.22%</b> | <b>74.78%</b> | <b>1:0.9</b>   | <b>1:0.8</b>    | <b>90.71%</b> | <b>23.44%</b>     | <b>67.27%</b>       | <b>61.79%</b>    | <b>38.21%</b>     | <b>73.97%</b>   | <b>57.68%</b>     |



## HSE Dublin & Midlands Employment Report by Care Group: WTE, Headcount, Gender, Full-Time / Part-Time etc. JUL

| JUL 2024                     | WTE JUL 2024  | No. JUL 2024  | WTE : No     | Number Male  | Number Female | Male WTE : No. | Female WTE : No | Perm Count %  | Number Male % | Number Female % | Fulltime Count % | Part time Count % | FT Count Male % | FT Count Female % |
|------------------------------|---------------|---------------|--------------|--------------|---------------|----------------|-----------------|---------------|---------------|-----------------|------------------|-------------------|-----------------|-------------------|
| <b>Total</b>                 | <b>30,802</b> | <b>35,503</b> | <b>1:0.9</b> | <b>7,741</b> | <b>27,762</b> | <b>1:0.9</b>   | <b>1:0.9</b>    | <b>82.84%</b> | <b>16.11%</b> | <b>66.73%</b>   | <b>76.28%</b>    | <b>23.72%</b>     | <b>88.06%</b>   | <b>72.99%</b>     |
| Acute Hospital Services      | 19,523        | 22,247        | 1:0.9        | 5,032        | 17,215        | 1:0.9          | 1:0.9           | 78.66%        | 15.06%        | 63.60%          | 81.94%           | 18.06%            | 93.86%          | 78.46%            |
| Disabilities                 | 5,108         | 6,119         | 1:0.8        | 1,393        | 4,726         | 1:0.9          | 1:0.8           | 91.89%        | 21.00%        | 70.89%          | 57.22%           | 42.78%            | 66.26%          | 54.55%            |
| Mental Health                | 1,564         | 1,745         | 1:0.9        | 443          | 1,302         | 1:0.9          | 1:0.9           | 83.90%        | 20.46%        | 63.44%          | 89.80%           | 10.20%            | 97.97%          | 87.02%            |
| Older People                 | 1,993         | 2,351         | 1:0.8        | 377          | 1,974         | 1:0.9          | 1:0.8           | 87.83%        | 13.06%        | 74.78%          | 66.91%           | 33.09%            | 83.29%          | 63.78%            |
| Primary Care                 | 2,492         | 2,911         | 1:0.9        | 476          | 2,435         | 1:0.9          | 1:0.8           | 90.66%        | 13.78%        | 76.88%          | 71.76%           | 28.24%            | 84.87%          | 69.20%            |
| Community Health & Wellbeing | 67            | 73            | 1:0.9        | 10           | 63            | 1:1            | 1:0.9           | 90.41%        | 12.33%        | 78.08%          | 89.04%           | 10.96%            | 100.00%         | 87.30%            |
| CHO Operations               | 56            | 57            | 1:1          | 10           | 47            | 1:1            | 1:1             | 91.23%        | 14.04%        | 77.19%          | 98.25%           | 1.75%             | 90.00%          | 100.00%           |



| Month-on-Month Summary            | % WTE change since JUN 2024 | WTE change since JUN 2024 | Acute Hospital Services | Mental Health | Primary Care | Disabilities | Older People | CHO Operations | Community Health & Wellbeing |
|-----------------------------------|-----------------------------|---------------------------|-------------------------|---------------|--------------|--------------|--------------|----------------|------------------------------|
| <b>Total</b>                      | <b>0.0%</b>                 | <b>-3.4</b>               | <b>-2.5</b>             | <b>-5.8</b>   | <b>-26.1</b> | <b>+38.5</b> | <b>-6.8</b>  | <b>-1.4</b>    | <b>+0.6</b>                  |
| Consultants                       | +1.0%                       | +10.9                     | +10.5                   | +0.5          | -0.2         |              |              |                |                              |
| Registrars                        | +2.7%                       | +30.3                     | +19.7                   | +3.3          | +7.2         | +0.2         |              |                |                              |
| SHO/ Interns                      | -2.9%                       | -22.3                     | -23.3                   | +0.2          | +1.5         | -0.7         | +0.0         |                |                              |
| Medical/ Dental, other            | +0.7%                       | +0.8                      | +1.6                    |               | -0.6         | +0.0         | -0.2         |                |                              |
| <b>Medical &amp; Dental</b>       | <b>+0.6%</b>                | <b>+19.7</b>              | <b>+8.5</b>             | <b>+4.0</b>   | <b>+7.9</b>  | <b>-0.6</b>  | <b>-0.2</b>  |                |                              |
| Nurse/ Midwife Manager            | -0.1%                       | -2.4                      | -4.9                    | +0.1          | -2.0         | +1.5         | +3.0         | +0.0           | +0.0                         |
| Nurse/ Midwife Specialist & AN/MP | +1.1%                       | +10.7                     | +11.6                   | -0.8          | +0.5         | -0.4         | -0.2         | +0.0           |                              |
| Staff Nurse/ Staff Midwife        | -0.2%                       | -13.6                     | -2.5                    | -0.1          | -4.4         | -4.6         | -2.0         |                | +0.0                         |
| Public Health Nurse               | +2.7%                       | +6.9                      |                         |               | +6.9         |              | +0.0         |                |                              |
| Nursing/ Midwifery Student        | -10.5%                      | -25.0                     | -20.7                   | +0.4          | -4.0         | -0.7         | +0.0         |                |                              |
| Nursing/ Midwifery other          | -2.3%                       | -1.7                      | -0.7                    | +0.1          | +0.0         | +0.0         | -1.0         |                |                              |
| <b>Nursing &amp; Midwifery</b>    | <b>-0.2%</b>                | <b>-25.1</b>              | <b>-17.2</b>            | <b>-0.3</b>   | <b>-3.0</b>  | <b>-4.2</b>  | <b>-0.4</b>  | <b>+0.0</b>    | <b>+0.0</b>                  |
| Therapy Professions               | -1.8%                       | -25.1                     | -8.2                    | -1.9          | -11.4        | -1.1         | -2.5         | +0.0           |                              |
| Health Science/ Diagnostics       | -0.1%                       | -1.3                      | -1.9                    |               | +0.0         | +0.7         | -0.0         |                |                              |
| Social Care                       | +1.0%                       | +8.2                      |                         | -0.7          | -0.1         | +9.0         |              |                |                              |
| Social Workers                    | -0.9%                       | -3.0                      | -0.2                    | -2.1          | -2.0         | +1.9         | -0.6         | -0.1           |                              |
| Psychologists                     | -2.2%                       | -5.4                      | -2.6                    | +0.3          | -3.2         | +0.1         |              |                |                              |
| Pharmacy                          | +1.5%                       | +6.0                      | +6.4                    | +0.0          | +0.1         | -0.4         | -0.1         |                |                              |
| H&SC, Other                       | -2.2%                       | -3.9                      | -4.1                    | +0.4          | +0.2         | -0.5         | +0.0         |                |                              |



|   |              |              |              |             |              |              |             |             |             |
|---|--------------|--------------|--------------|-------------|--------------|--------------|-------------|-------------|-------------|
| <b>Health &amp; Social Care Professionals</b> | <b>-0.5%</b> | <b>-24.4</b> | <b>-10.6</b> | <b>-3.9</b> | <b>-16.4</b> | <b>+9.8</b>  | <b>-3.2</b> | <b>-0.1</b> |             |
| Management (VIII & above)                     | -1.0%        | -3.5         | -2.2         | +0.0        | -0.3         | -0.8         | -0.3        | +0.1        | +0.0        |
| Administrative/ Supervisory (V to VII)        | -0.2%        | -3.5         | +2.4         | -3.8        | +1.8         | -1.2         | -1.2        | -1.5        | +0.0        |
| Clerical (III & IV)                           | -0.2%        | -4.7         | +6.3         | -0.5        | -7.9         | -0.2         | -2.5        | +0.0        | +0.0        |
| <b>Management &amp; Administrative</b>        | <b>-0.3%</b> | <b>-11.7</b> | <b>+6.6</b>  | <b>-4.3</b> | <b>-6.4</b>  | <b>-2.2</b>  | <b>-4.0</b> | <b>-1.3</b> | <b>+0.0</b> |
| Support                                       | +0.9%        | +12.9        | +12.8        | -0.1        | -0.2         | -0.4         | +0.7        |             |             |
| Maintenance/ Technical                        | +0.1%        | +0.4         | +1.0         | +0.0        | +0.0         | -0.7         | +0.0        |             |             |
| <b>General Support</b>                        | <b>+0.8%</b> | <b>+13.2</b> | <b>+13.8</b> | <b>-0.0</b> | <b>-0.2</b>  | <b>-1.1</b>  | <b>+0.7</b> |             |             |
| Health Care Assistants                        | +0.4%        | +18.2        | -3.9         | +0.3        | -3.2         | +28.0        | -3.0        |             | -0.0        |
| Home Help                                     | +0.9%        | +3.4         |              |             | +0.0         | +0.0         | +3.3        |             |             |
| Care, other                                   | +0.4%        | +3.3         | +0.2         | -1.5        | -4.8         | +8.8         | -0.1        |             | +0.6        |
| <b>Patient &amp; Client Care</b>              | <b>+0.4%</b> | <b>+24.8</b> | <b>-3.7</b>  | <b>-1.2</b> | <b>-7.9</b>  | <b>+36.8</b> | <b>+0.3</b> |             | <b>+0.6</b> |





| Year-on-Year Summary              | % WTE change since JUL 2023 | WTE change since JUL 2023 | Acute Hospital Services | Mental Health | Primary Care | Disabilities  | Older People | CHO Operations | Community Health & Wellbeing |
|-----------------------------------|-----------------------------|---------------------------|-------------------------|---------------|--------------|---------------|--------------|----------------|------------------------------|
| <b>Total</b>                      | <b>+5.2%</b>                | <b>+1,534.0</b>           | <b>+1,363.5</b>         | <b>+8.1</b>   | <b>-22.7</b> | <b>+139.7</b> | <b>+48.3</b> | <b>-5.1</b>    | <b>+2.3</b>                  |
| Consultants                       | +11.7%                      | +115.1                    | +104.2                  | +10.3         | +0.6         |               |              |                |                              |
| Registrars                        | +11.1%                      | +113.5                    | +119.1                  | +2.2          | -8.7         | +0.9          |              |                |                              |
| SHO/ Interns                      | +3.2%                       | +23.1                     | +23.0                   | -0.2          | +1.3         | -1.0          | +0.0         |                |                              |
| Medical/ Dental, other            | -3.4%                       | -3.7                      | -0.5                    |               | -2.4         | +0.0          | -0.9         |                |                              |
| <b>Medical &amp; Dental</b>       | <b>+8.7%</b>                | <b>+247.9</b>             | <b>+245.9</b>           | <b>+12.2</b>  | <b>-9.2</b>  | <b>-0.1</b>   | <b>-0.9</b>  |                |                              |
| Nurse/ Midwife Manager            | +2.8%                       | +59.4                     | +65.7                   | -11.8         | -3.9         | -0.7          | +9.1         | +0.0           | +1.0                         |
| Nurse/ Midwife Specialist & AN/MP | +10.0%                      | +87.7                     | +71.5                   | +8.5          | +3.7         | +0.5          | +3.4         | +0.0           |                              |
| Staff Nurse/ Staff Midwife        | +11.3%                      | +671.0                    | +688.8                  | +3.5          | +8.6         | -26.6         | -4.4         |                | +1.0                         |
| Public Health Nurse               | -4.9%                       | -13.7                     |                         |               | -14.8        |               | +1.2         |                |                              |
| Nursing/ Midwifery Student        | -6.8%                       | -15.4                     | -3.8                    | +0.4          | -4.0         | -8.1          | +0.0         |                |                              |
| Nursing/ Midwifery other          | -1.0%                       | -0.7                      | -0.3                    | +0.1          | +1.5         | -1.0          | -1.0         |                |                              |
| <b>Nursing &amp; Midwifery</b>    | <b>+8.3%</b>                | <b>+788.3</b>             | <b>+822.0</b>           | <b>+0.7</b>   | <b>-9.0</b>  | <b>-35.8</b>  | <b>+8.4</b>  | <b>+0.0</b>    | <b>+2.0</b>                  |
| Therapy Professions               | +3.7%                       | +49.6                     | +43.9                   | +4.3          | -16.9        | +11.7         | +6.7         | +0.0           |                              |
| Health Science/ Diagnostics       | +5.4%                       | +78.4                     | +78.2                   |               | -1.9         | +1.9          | +0.1         |                |                              |
| Social Care                       | +3.4%                       | +28.2                     |                         | -1.9          | +0.2         | +30.0         |              |                |                              |
| Social Workers                    | +4.2%                       | +13.9                     | +12.7                   | +2.1          | +0.7         | -1.8          | +0.3         | +0.0           |                              |
| Psychologists                     | +3.4%                       | +8.0                      | -1.2                    | -2.4          | +11.2        | +0.3          |              |                |                              |
| Pharmacy                          | +9.5%                       | +34.4                     | +31.2                   | +0.2          | +3.1         | +0.7          | +0.2         | -1.0           |                              |
| H&SC, Other                       | +15.8%                      | +23.6                     | +12.3                   | +3.8          | +10.6        | -3.1          | +0.0         |                |                              |



|   |              |               |               |             |              |               |              |             |             |
|---|--------------|---------------|---------------|-------------|--------------|---------------|--------------|-------------|-------------|
| <b>Health &amp; Social Care Professionals</b> | <b>+5.0%</b> | <b>+236.0</b> | <b>+177.0</b> | <b>+6.1</b> | <b>+6.9</b>  | <b>+39.7</b>  | <b>+7.3</b>  | <b>-1.0</b> |             |
| Management (VIII & above)                     | -1.5%        | -5.4          | -0.2          | +0.0        | +1.2         | -0.6          | -2.9         | -1.9        | -1.0        |
| Administrative/ Supervisory (V to VII)        | +4.2%        | +64.0         | +38.1         | +1.2        | +14.5        | +19.7         | -7.2         | -3.4        | +1.0        |
| Clerical (III & IV)                           | +0.8%        | +19.7         | +38.1         | -7.2        | -10.7        | -6.8          | +5.2         | +1.2        | -0.0        |
| <b>Management &amp; Administrative</b>        | <b>+1.8%</b> | <b>+78.3</b>  | <b>+76.1</b>  | <b>-5.9</b> | <b>+5.0</b>  | <b>+12.3</b>  | <b>-4.9</b>  | <b>-4.1</b> | <b>-0.1</b> |
| Support                                       | -3.7%        | -57.5         | -45.0         | -1.0        | -5.8         | -8.2          | +2.5         |             |             |
| Maintenance/ Technical                        | +1.0%        | +2.6          | +3.1          | -1.6        | -0.5         | -1.3          | +2.9         |             |             |
| <b>General Support</b>                        | <b>-3.1%</b> | <b>-54.9</b>  | <b>-42.0</b>  | <b>-2.6</b> | <b>-6.3</b>  | <b>-9.5</b>   | <b>+5.5</b>  |             |             |
| Health Care Assistants                        | +4.1%        | +196.0        | +49.1         | +1.3        | +5.6         | +121.0        | +20.0        |             | -1.0        |
| Home Help                                     | +2.5%        | +9.0          |               |             | +5.0         | -1.1          | +5.1         |             |             |
| Care, other                                   | +3.9%        | +33.5         | +35.5         | -3.7        | -20.7        | +13.2         | +7.9         |             | +1.4        |
| <b>Patient &amp; Client Care</b>              | <b>+4.0%</b> | <b>+238.5</b> | <b>+84.6</b>  | <b>-2.4</b> | <b>-10.1</b> | <b>+133.1</b> | <b>+33.0</b> |             | <b>+0.4</b> |



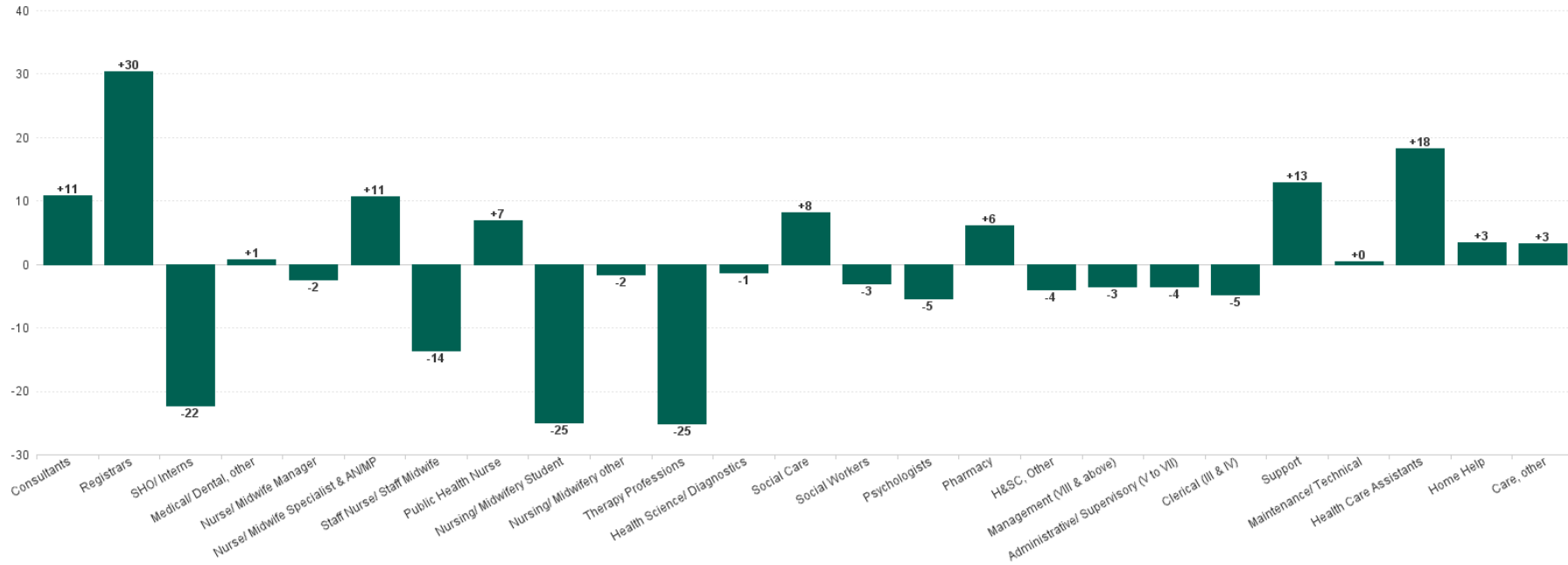
| Year-to-Date Summary              | % WTE change since DEC 2023 | WTE change since DEC 2023 | Acute Hospital Services | Mental Health | Primary Care | Disabilities | Older People | CHO Operations | Community Health & Wellbeing |
|-----------------------------------|-----------------------------|---------------------------|-------------------------|---------------|--------------|--------------|--------------|----------------|------------------------------|
| <b>Total</b>                      | <b>+1.4%</b>                | <b>+428.9</b>             | <b>+450.9</b>           | <b>+8.2</b>   | <b>-70.6</b> | <b>+38.9</b> | <b>+6.0</b>  | <b>-3.9</b>    | <b>-0.7</b>                  |
| Consultants                       | +4.4%                       | +46.6                     | +38.7                   | +8.4          | -0.5         |              |              |                |                              |
| Registrars                        | +3.4%                       | +37.8                     | +39.0                   | +2.8          | -4.2         | +0.2         |              |                |                              |
| SHO/ Interns                      | -4.2%                       | -32.8                     | -26.1                   | -5.4          | +0.5         | -1.7         | +0.0         |                |                              |
| Medical/ Dental, other            | -4.7%                       | -5.3                      | +0.5                    |               | -5.6         | +0.0         | -0.2         |                |                              |
| <b>Medical &amp; Dental</b>       | <b>+1.5%</b>                | <b>+46.3</b>              | <b>+52.1</b>            | <b>+5.8</b>   | <b>-9.8</b>  | <b>-1.6</b>  | <b>-0.2</b>  |                |                              |
| Nurse/ Midwife Manager            | +0.1%                       | +2.2                      | +10.0                   | -4.0          | +3.1         | -11.0        | +4.2         | +0.0           | +0.0                         |
| Nurse/ Midwife Specialist & AN/MP | +4.3%                       | +39.7                     | +34.2                   | +0.1          | +3.5         | +0.5         | +1.5         | -0.0           |                              |
| Staff Nurse/ Staff Midwife        | +4.6%                       | +289.9                    | +307.5                  | +4.0          | +0.4         | -23.9        | +1.2         |                | +0.6                         |
| Public Health Nurse               | -1.4%                       | -3.9                      |                         |               | -3.9         |              | +0.0         |                |                              |
| Nursing/ Midwifery Student        | +39.2%                      | +59.7                     | +44.4                   | +18.9         | -12.0        | +8.4         | +0.0         |                |                              |
| Nursing/ Midwifery other          | -1.6%                       | -1.2                      | -1.2                    | +2.2          | +0.7         | -1.9         | -1.0         |                |                              |
| <b>Nursing &amp; Midwifery</b>    | <b>+3.9%</b>                | <b>+386.6</b>             | <b>+395.0</b>           | <b>+21.2</b>  | <b>-8.2</b>  | <b>-27.9</b> | <b>+5.9</b>  | <b>-0.0</b>    | <b>+0.6</b>                  |
| Therapy Professions               | -2.0%                       | -27.9                     | -11.9                   | +0.1          | -26.4        | +11.9        | -1.6         | +0.0           |                              |
| Health Science/ Diagnostics       | +1.4%                       | +20.8                     | +18.5                   |               | +1.1         | +1.2         | -0.0         |                |                              |
| Social Care                       | +2.2%                       | +18.6                     |                         | -3.0          | +1.0         | +20.7        |              |                |                              |
| Social Workers                    | -2.4%                       | -8.4                      | -2.9                    | -3.1          | -1.0         | +0.3         | -0.7         | -1.0           |                              |
| Psychologists                     | -4.3%                       | -10.8                     | -7.0                    | -0.1          | -2.2         | -1.6         |              |                |                              |
| Pharmacy                          | +4.4%                       | +16.9                     | +17.1                   | -0.1          | -0.4         | +0.3         | -0.1         |                |                              |
| H&SC, Other                       | +9.1%                       | +14.3                     | +8.9                    | +1.3          | +6.0         | -1.8         | +0.0         |                |                              |



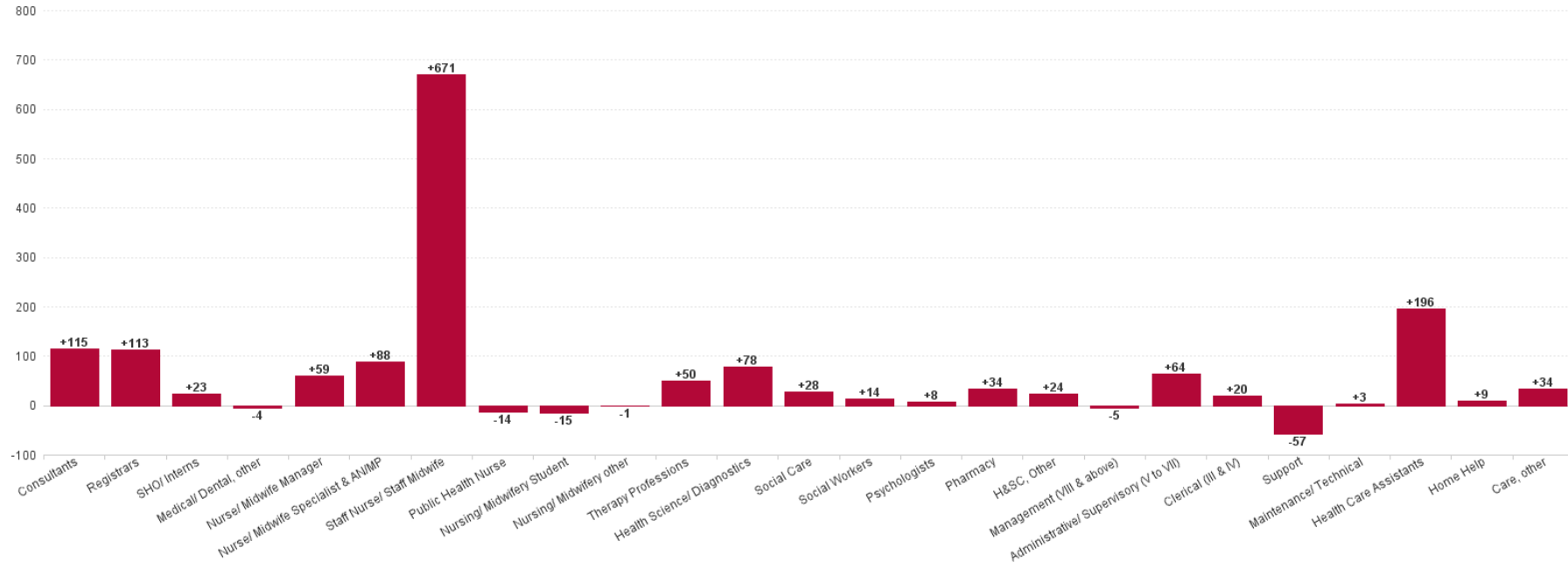
|   |              |              |              |              |              |              |              |             |             |
|---|--------------|--------------|--------------|--------------|--------------|--------------|--------------|-------------|-------------|
| <b>Health &amp; Social Care Professionals</b> | <b>+0.5%</b> | <b>+23.4</b> | <b>+22.6</b> | <b>-4.9</b>  | <b>-21.9</b> | <b>+31.0</b> | <b>-2.4</b>  | <b>-1.0</b> |             |
| Management (VIII & above)                     | +0.4%        | +1.3         | +4.9         | -0.1         | +1.1         | -3.5         | -1.3         | +0.1        | +0.0        |
| Administrative/ Supervisory (V to VII)        | -1.1%        | -17.2        | -7.0         | -3.3         | +3.9         | -0.4         | -8.4         | -2.0        | -0.0        |
| Clerical (III & IV)                           | -1.7%        | -43.3        | +0.5         | -9.4         | -19.8        | -6.5         | -7.1         | -1.0        | -0.0        |
| <b>Management &amp; Administrative</b>        | <b>-1.3%</b> | <b>-59.1</b> | <b>-1.5</b>  | <b>-12.8</b> | <b>-14.7</b> | <b>-10.5</b> | <b>-16.8</b> | <b>-2.9</b> | <b>-0.1</b> |
| Support                                       | +0.1%        | +1.9         | +10.0        | +0.7         | -3.8         | -8.3         | +3.3         |             |             |
| Maintenance/ Technical                        | -2.1%        | -5.4         | +1.1         | -0.7         | -0.5         | -6.4         | +1.1         |             |             |
| <b>General Support</b>                        | <b>-0.2%</b> | <b>-3.5</b>  | <b>+11.1</b> | <b>+0.0</b>  | <b>-4.3</b>  | <b>-14.7</b> | <b>+4.4</b>  |             |             |
| Health Care Assistants                        | +0.9%        | +45.0        | -26.2        | +4.1         | -1.9         | +58.4        | +10.6        |             | +0.0        |
| Home Help                                     | +0.0%        | +0.1         |              |              | +1.0         | -0.5         | -0.4         |             |             |
| Care, other                                   | -1.1%        | -9.9         | -2.2         | -5.1         | -10.7        | +4.6         | +4.9         |             | -1.3        |
| <b>Patient &amp; Client Care</b>              | <b>+0.6%</b> | <b>+35.2</b> | <b>-28.4</b> | <b>-1.0</b>  | <b>-11.6</b> | <b>+62.5</b> | <b>+15.0</b> |             | <b>-1.3</b> |



Previous Month Summary Chart: Change since JUN 2024



Previous Year Summary Chart: Change since JUL 2023



YTD Summary Chart: Change since DEC 2023

