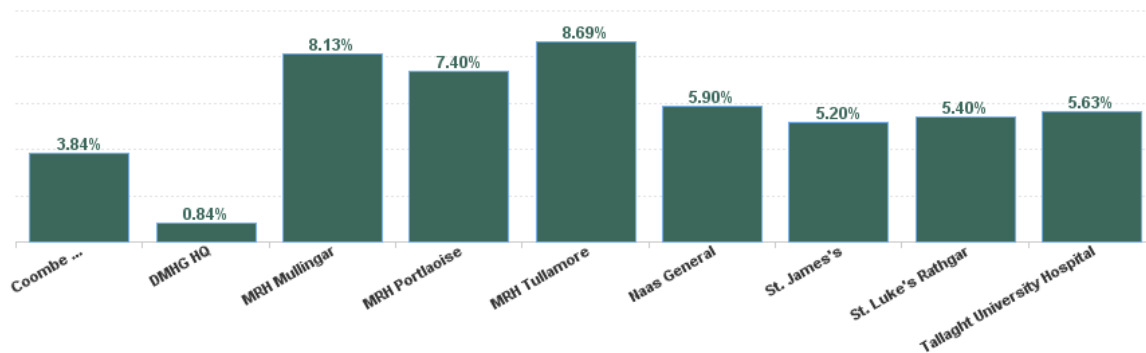


## September 2024

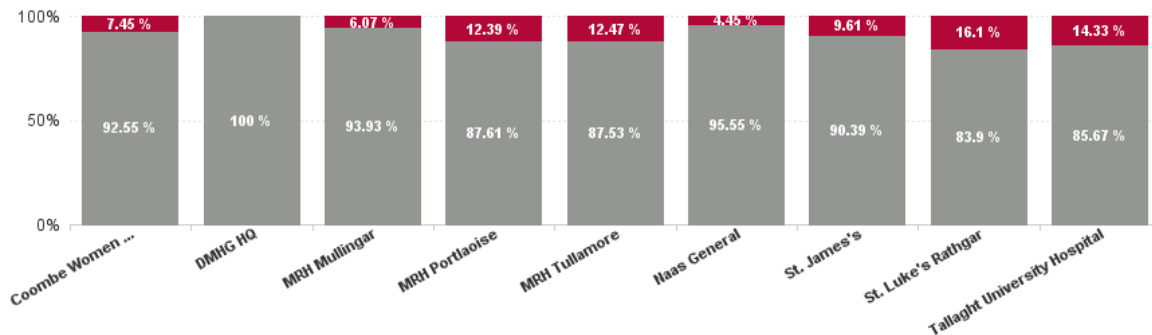
Health Service Absence Rate - by Staff Category: Sep 2024	Certified absence	Self-certified absence	Non Covid-19 absence	Covid-19 absence	Total absence rate	% Non Covid-19 absence	% Covid-19 absence
<b>Dublin Midlands Hospital Group</b>	<b>4.48%</b>	<b>0.80%</b>	<b>5.28%</b>	<b>0.63%</b>	<b>5.91%</b>	<b>89.32%</b>	<b>10.68%</b>
Medical & Dental	1.23%	0.40%	1.63%	0.20%	1.84%	88.89%	11.11%
Nursing & Midwifery	4.44%	1.22%	5.66%	0.85%	6.51%	86.97%	13.03%
Health & Social Care Professionals	3.95%	0.51%	4.46%	0.59%	5.05%	88.38%	11.62%
Management & Administrative	4.55%	0.45%	5.00%	0.52%	5.52%	90.63%	9.37%
General Support	6.07%	0.64%	6.71%	0.55%	7.27%	92.39%	7.61%
Patient & Client Care	8.06%	0.75%	8.81%	0.69%	9.50%	92.75%	7.25%

Health Service Absence Rate - by Care Group: Sep 2024	Certified absence	Self-certified absence	Non Covid-19 absence	Covid-19 absence	Total absence rate	% Non Covid-19 absence	% Covid-19 absence
<b>Dublin Midlands Hospital Group</b>	<b>4.48%</b>	<b>0.80%</b>	<b>5.28%</b>	<b>0.63%</b>	<b>5.91%</b>	<b>89.32%</b>	<b>10.68%</b>
Coombe Women & Infants University Hospital	1.90%	1.66%	3.56%	0.29%	3.84%	92.55%	7.45%
DMHG HQ	0.56%	0.28%	0.84%	0.00%	0.84%	100.00%	0.00%
MRH Mullingar	7.01%	0.62%	7.63%	0.49%	8.13%	93.93%	6.07%
MRH Portlaoise	5.89%	0.60%	6.48%	0.92%	7.40%	87.61%	12.39%
MRH Tullamore	6.94%	0.66%	7.61%	1.08%	8.69%	87.53%	12.47%
Naas General	4.68%	0.95%	5.63%	0.26%	5.90%	95.55%	4.45%
St. James's	3.93%	0.77%	4.70%	0.50%	5.20%	90.39%	9.61%
St. Luke's Rathgar	3.84%	0.69%	4.53%	0.87%	5.40%	83.90%	16.10%
Tallaght University Hospital	4.11%	0.71%	4.82%	0.81%	5.63%	85.67%	14.33%

Total Absence Rate



% of Absence Non Covid-19 / Covid-19



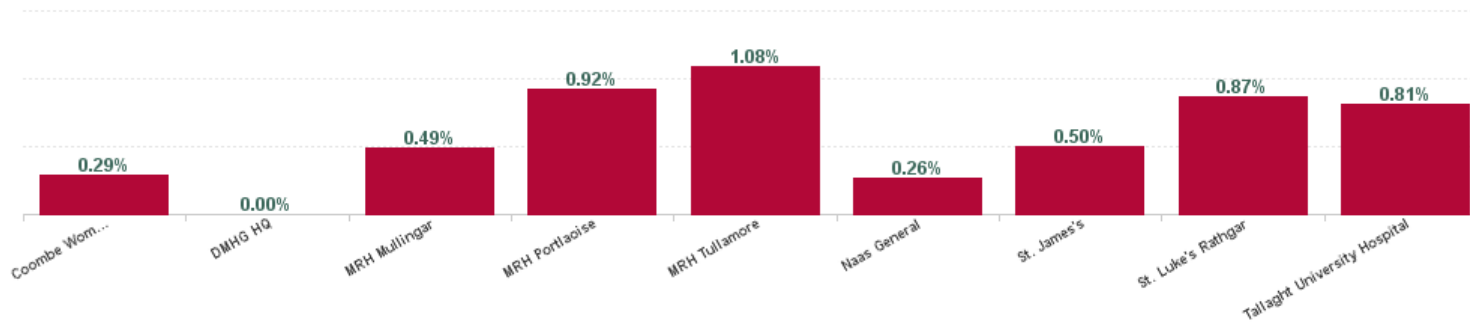
## September 2024

Health Service Absence Rate - by Hospital : Sep 2024	Certified absence	Self-certified absence	Non Covid-19 absence	Covid-19 absence	Total absence rate	Medical & Dental	Nursing & Midwifery	Health & Social Care Professionals	Management & Administrative	General Support	Patient & Client Care
<b>Dublin Midlands Hospital Group</b>	<b>4.48%</b>	<b>0.80%</b>	<b>5.28%</b>	<b>0.63%</b>	<b>5.91%</b>	<b>1.84%</b>	<b>6.51%</b>	<b>5.05%</b>	<b>5.52%</b>	<b>7.27%</b>	<b>9.50%</b>
Coombe Women & Infants University Hos	1.90%	1.66%	3.56%	0.29%	3.84%	2.15%	4.94%	1.66%	1.84%	5.71%	4.15%
DMHG HQ	0.56%	0.28%	0.84%	0.00%	0.84%		0.00%	0.00%	0.90%		
MRH Mullingar	7.01%	0.62%	7.63%	0.49%	8.13%	2.67%	9.23%	6.03%	5.77%	14.72%	12.53%
MRH Portlaoise	5.89%	0.60%	6.48%	0.92%	7.40%	2.18%	6.98%	8.19%	9.64%	5.95%	10.77%
MRH Tullamore	6.94%	0.66%	7.61%	1.08%	8.69%	2.81%	9.05%	6.36%	5.91%	16.71%	13.69%
Naas General	4.68%	0.95%	5.63%	0.26%	5.90%	2.48%	4.93%	5.06%	5.90%	5.80%	10.26%
St. James's	3.93%	0.77%	4.70%	0.50%	5.20%	1.47%	6.10%	3.68%	5.27%	6.40%	7.92%
St. Luke's Rathgar	3.84%	0.69%	4.53%	0.87%	5.40%	0.00%	8.09%	4.20%	6.12%	6.85%	26.01%
Tallaght University Hospital	4.11%	0.71%	4.82%	0.81%	5.63%	1.71%	6.13%	6.93%	6.50%	6.29%	5.48%

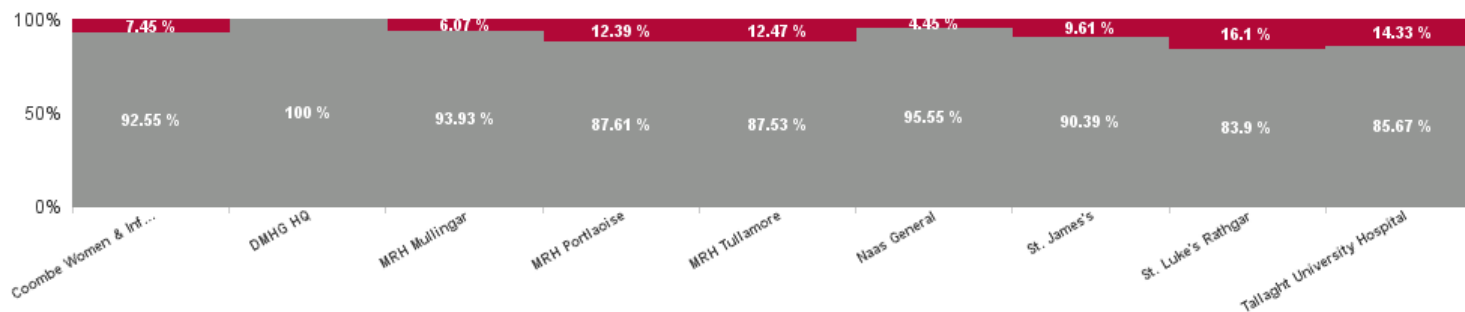
September 2024

Health Service Absence Rate - by Staff Category & Hospital: Sep 2024	Non Covid-19 absence	Covid-19 absence	Total absence rate	Medical & Dental	Nursing & Midwifery	Health & Social Care Professionals	Management & Administrative	General Support	Patient & Client Care
<b>Dublin Midlands Hospital Group</b>	<b>5.28%</b>	<b>0.63%</b>	<b>0.63%</b>	<b>0.20%</b>	<b>0.85%</b>	<b>0.59%</b>	<b>0.52%</b>	<b>0.55%</b>	<b>0.69%</b>
Coombe Women & Infants University Hospital	3.56%	0.29%	3.84%	0.12%	0.44%	0.46%	0.08%	0.18%	0.16%
DMHG HQ	0.84%	0.00%	0.84%		0.00%	0.00%	0.00%		
MRH Mullingar	7.63%	0.49%	8.13%	0.36%	0.66%	0.59%	0.39%	0.00%	0.43%
MRH Portlaoise	6.48%	0.92%	7.40%	0.00%	1.10%	1.88%	0.83%	0.00%	1.09%
MRH Tullamore	7.61%	1.08%	8.69%	0.45%	1.50%	0.68%	0.28%	2.30%	1.12%
Naas General	5.63%	0.26%	5.90%	0.45%	0.09%	0.76%	0.22%	0.25%	0.19%
St. James's	4.70%	0.50%	5.20%	0.17%	0.77%	0.24%	0.32%	0.49%	0.54%
St. Luke's Rathgar	4.53%	0.87%	5.40%	0.00%	2.42%	0.72%	0.71%	0.29%	2.22%
Tallaght University Hospital	4.82%	0.81%	5.63%	0.16%	0.94%	0.77%	1.03%	0.76%	0.91%

Total COVID Absence Rate



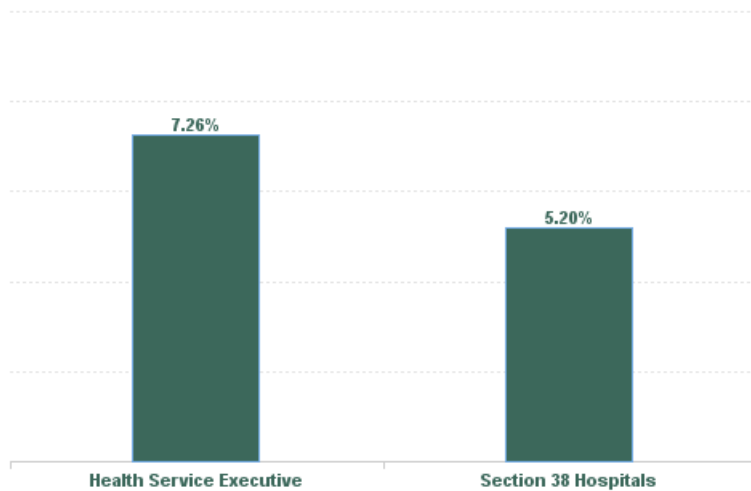
% of Absence Non Covid-19 / Covid-19



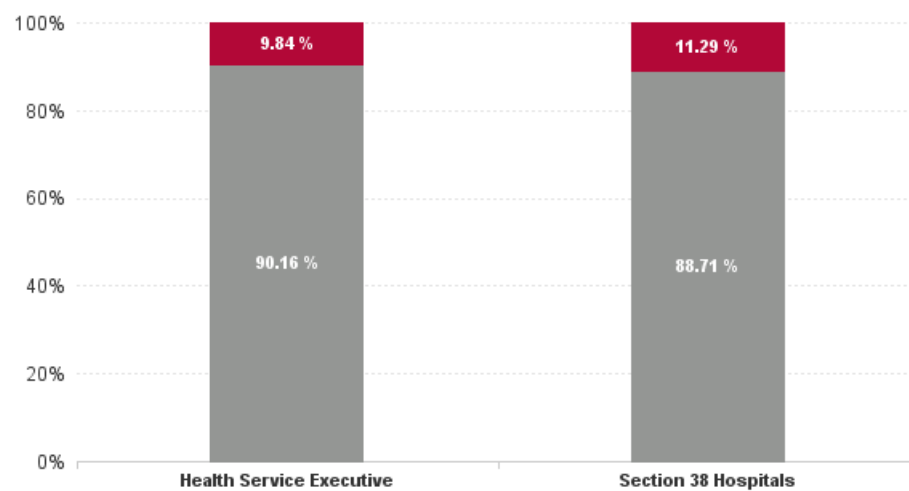
## September 2024

Health Service Absence Rate - by Admin : Sep 2024	Certified absence	Self-certified absence	Non Covid-19 absence	Covid-19 absence	Total absence rate	Medical & Dental	Nursing & Midwifery	Health & Social Care Professionals	Management & Administrative	General Support	Patient & Client Care
<b>Dublin Midlands Hospital Group</b>	<b>4.48%</b>	<b>0.80%</b>	<b>5.28%</b>	<b>0.63%</b>	<b>5.91%</b>	<b>1.84%</b>	<b>6.51%</b>	<b>5.05%</b>	<b>5.52%</b>	<b>7.27%</b>	<b>9.50%</b>
DMHG HQ	0.56%	0.28%	0.84%	0.00%	0.84%		0.00%	0.00%	0.90%		
MRH Mullingar	7.01%	0.62%	7.63%	0.49%	8.13%	2.67%	9.23%	6.03%	5.77%	14.72%	12.53%
MRH Portlaoise	5.89%	0.60%	6.48%	0.92%	7.40%	2.18%	6.98%	8.19%	9.64%	5.95%	10.77%
MRH Tullamore	6.94%	0.66%	7.61%	1.08%	8.69%	2.81%	9.05%	6.36%	5.91%	16.71%	13.69%
Naas General	4.68%	0.95%	5.63%	0.26%	5.90%	2.48%	4.93%	5.06%	5.90%	5.80%	10.26%
St. Luke's Rathgar	3.84%	0.69%	4.53%	0.87%	5.40%	0.00%	8.09%	4.20%	6.12%	6.85%	26.01%
<b>Health Service Executive</b>	<b>5.85%</b>	<b>0.70%</b>	<b>6.55%</b>	<b>0.71%</b>	<b>7.26%</b>	<b>2.22%</b>	<b>7.70%</b>	<b>5.56%</b>	<b>5.99%</b>	<b>10.54%</b>	<b>12.28%</b>
Coombe Women & Infants University Hospital	1.90%	1.66%	3.56%	0.29%	3.84%	2.15%	4.94%	1.66%	1.84%	5.71%	4.15%
St. James's	3.93%	0.77%	4.70%	0.50%	5.20%	1.47%	6.10%	3.68%	5.27%	6.40%	7.92%
Tallaght University Hospital	4.11%	0.71%	4.82%	0.81%	5.63%	1.71%	6.13%	6.93%	6.50%	6.29%	5.48%
<b>Section 38 Hospitals</b>	<b>3.76%</b>	<b>0.85%</b>	<b>4.61%</b>	<b>0.59%</b>	<b>5.20%</b>	<b>1.62%</b>	<b>5.97%</b>	<b>4.74%</b>	<b>5.31%</b>	<b>6.23%</b>	<b>6.86%</b>

Total Absence Rate



Non Covid-19 & Covid-19 Absence



Health Service Absence Rate - by Staff Category: Sep 2024	Certified absence	Self-certified absence	Non Covid-19 absence	Covid-19 absence	Total absence rate	% Non Covid-19 absence	% Covid-19 absence
<b>Coombe Women &amp; Infants University Hospital</b>	<b>1.90%</b>	<b>1.66%</b>	<b>3.56%</b>	<b>0.29%</b>	<b>3.84%</b>	<b>92.55%</b>	<b>7.45%</b>
Medical & Dental	1.19%	0.84%	2.03%	0.12%	2.15%	94.46%	5.54%
Nursing & Midwifery	1.59%	2.91%	4.51%	0.44%	4.94%	91.19%	8.81%
Health & Social Care Professionals	0.89%	0.31%	1.20%	0.46%	1.66%	72.31%	27.69%
Management & Administrative	1.29%	0.47%	1.76%	0.08%	1.84%	95.53%	4.47%
General Support	4.43%	1.10%	5.53%	0.18%	5.71%	96.85%	3.15%
Patient & Client Care	2.77%	1.22%	3.99%	0.16%	4.15%	96.08%	3.92%

Health Service Absence Rate - by Staff Category: Sep 2024	Certified absence	Self-certified absence	Non Covid-19 absence	Covid-19 absence	Total absence rate	% Non Covid-19 absence	% Covid-19 absence
<b>DMHG HQ</b>	<b>0.56%</b>	<b>0.28%</b>	<b>0.84%</b>	<b>0.00%</b>	<b>0.84%</b>	<b>100.00%</b>	
Medical & Dental							
Nursing & Midwifery	0.00%	0.00%	0.00%	0.00%	0.00%		
Health & Social Care Professionals	0.00%	0.00%	0.00%	0.00%	0.00%		
Management & Administrative	0.60%	0.30%	0.90%	0.00%	0.90%	100.00%	
General Support							
Patient & Client Care							

Health Service Absence Rate - by Staff Category: Sep 2024	Certified absence	Self-certified absence	Non Covid-19 absence	Covid-19 absence	Total absence rate	% Non Covid-19 absence	% Covid-19 absence
<b>MRH Mullingar</b>	<b>7.01%</b>	<b>0.62%</b>	<b>7.63%</b>	<b>0.49%</b>	<b>8.13%</b>	<b>93.93%</b>	<b>6.07%</b>
Medical & Dental	2.17%	0.14%	2.32%	0.36%	2.67%	86.70%	13.30%
Nursing & Midwifery	7.48%	1.08%	8.56%	0.66%	9.23%	92.80%	7.20%
Health & Social Care Professionals	5.11%	0.32%	5.43%	0.59%	6.03%	90.13%	9.87%
Management & Administrative	5.06%	0.32%	5.38%	0.39%	5.77%	93.29%	6.71%
General Support	14.38%	0.35%	14.72%	0.00%	14.72%	100.00%	
Patient & Client Care	11.44%	0.66%	12.11%	0.43%	12.53%	96.58%	3.42%

Health Service Absence Rate - by Staff Category: Sep 2024	Certified absence	Self-certified absence	Non Covid-19 absence	Covid-19 absence	Total absence rate	% Non Covid-19 absence	% Covid-19 absence
<b>MRH Portlaoise</b>	<b>5.89%</b>	<b>0.60%</b>	<b>6.48%</b>	<b>0.92%</b>	<b>7.40%</b>	<b>87.61%</b>	<b>12.39%</b>
Medical & Dental	1.55%	0.63%	2.18%	0.00%	2.18%	100.00%	
Nursing & Midwifery	5.16%	0.73%	5.88%	1.10%	6.98%	84.28%	15.72%
Health & Social Care Professionals	5.76%	0.55%	6.31%	1.88%	8.19%	77.09%	22.91%
Management & Administrative	8.24%	0.56%	8.80%	0.83%	9.64%	91.38%	8.62%
General Support	4.53%	1.43%	5.95%	0.00%	5.95%	100.00%	
Patient & Client Care	9.45%	0.23%	9.68%	1.09%	10.77%	89.85%	10.15%

Health Service Absence Rate - by Staff Category: Sep 2024	Certified absence	Self-certified absence	Non Covid-19 absence	Covid-19 absence	Total absence rate	% Non Covid-19 absence	% Covid-19 absence
<b>MRH Tullamore</b>	<b>6.94%</b>	<b>0.66%</b>	<b>7.61%</b>	<b>1.08%</b>	<b>8.69%</b>	<b>87.53%</b>	<b>12.47%</b>
Medical & Dental	1.76%	0.60%	2.36%	0.45%	2.81%	84.02%	15.98%
Nursing & Midwifery	6.55%	1.00%	7.55%	1.50%	9.05%	83.41%	16.59%
Health & Social Care Professionals	5.54%	0.13%	5.67%	0.68%	6.36%	89.23%	10.77%
Management & Administrative	5.23%	0.41%	5.64%	0.28%	5.91%	95.29%	4.71%
General Support	13.94%	0.47%	14.41%	2.30%	16.71%	86.23%	13.77%
Patient & Client Care	12.03%	0.55%	12.58%	1.12%	13.69%	91.84%	8.16%

Health Service Absence Rate - by Staff Category: Sep 2024	Certified absence	Self-certified absence	Non Covid-19 absence	Covid-19 absence	Total absence rate	% Non Covid-19 absence	% Covid-19 absence
<b>Naas General</b>	<b>4.68%</b>	<b>0.95%</b>	<b>5.63%</b>	<b>0.26%</b>	<b>5.90%</b>	<b>95.55%</b>	<b>4.45%</b>
Medical & Dental	1.57%	0.46%	2.03%	0.45%	2.48%	81.97%	18.03%
Nursing & Midwifery	3.50%	1.34%	4.84%	0.09%	4.93%	98.19%	1.81%
Health & Social Care Professionals	3.73%	0.56%	4.30%	0.76%	5.06%	84.98%	15.02%
Management & Administrative	5.20%	0.48%	5.69%	0.22%	5.90%	96.35%	3.65%
General Support	5.06%	0.49%	5.55%	0.25%	5.80%	95.71%	4.29%
Patient & Client Care	8.92%	1.14%	10.06%	0.19%	10.26%	98.11%	1.89%

Health Service Absence Rate - by Staff Category: Sep 2024	Certified absence	Self-certified absence	Non Covid-19 absence	Covid-19 absence	Total absence rate	% Non Covid-19 absence	% Covid-19 absence
<b>St. James's</b>	<b>3.93%</b>	<b>0.77%</b>	<b>4.70%</b>	<b>0.50%</b>	<b>5.20%</b>	<b>90.39%</b>	<b>9.61%</b>
Medical & Dental	1.10%	0.20%	1.30%	0.17%	1.47%	88.30%	11.70%
Nursing & Midwifery	4.09%	1.24%	5.33%	0.77%	6.10%	87.38%	12.62%
Health & Social Care Professionals	3.00%	0.45%	3.45%	0.24%	3.68%	93.55%	6.45%
Management & Administrative	4.55%	0.40%	4.95%	0.32%	5.27%	93.99%	6.01%
General Support	5.32%	0.59%	5.91%	0.49%	6.40%	92.38%	7.62%
Patient & Client Care	6.53%	0.85%	7.38%	0.54%	7.92%	93.21%	6.79%

Health Service Absence Rate - by Staff Category: Sep 2024	Certified absence	Self-certified absence	Non Covid-19 absence	Covid-19 absence	Total absence rate	% Non Covid-19 absence	% Covid-19 absence
<b>St. Luke's Rathgar</b>	<b>3.84%</b>	<b>0.69%</b>	<b>4.53%</b>	<b>0.87%</b>	<b>5.40%</b>	<b>83.90%</b>	<b>16.10%</b>
Medical & Dental	0.00%	0.00%	0.00%	0.00%	0.00%		
Nursing & Midwifery	5.03%	0.64%	5.67%	2.42%	8.09%	70.07%	29.93%
Health & Social Care Professionals	2.36%	1.12%	3.48%	0.72%	4.20%	82.91%	17.09%
Management & Administrative	5.00%	0.41%	5.41%	0.71%	6.12%	88.41%	11.59%
General Support	6.08%	0.49%	6.57%	0.29%	6.85%	95.84%	4.16%
Patient & Client Care	22.05%	1.73%	23.79%	2.22%	26.01%	91.46%	8.54%



<b>Health Service Absence Rate - by Staff Category: Sep 2024</b>	<b>Certified absence</b>	<b>Self-certified absence</b>	<b>Non Covid-19 absence</b>	<b>Covid-19 absence</b>	<b>Total absence rate</b>	<b>% Non Covid-19 absence</b>	<b>% Covid-19 absence</b>
<b>Tallaght University Hospital</b>	<b>4.11%</b>	<b>0.71%</b>	<b>4.82%</b>	<b>0.81%</b>	<b>5.63%</b>	<b>85.67%</b>	<b>14.33%</b>
Medical & Dental	0.94%	0.61%	1.55%	0.16%	1.71%	90.83%	9.17%
Nursing & Midwifery	4.27%	0.92%	5.19%	0.94%	6.13%	84.62%	15.38%
Health & Social Care Professionals	5.65%	0.52%	6.17%	0.77%	6.93%	88.95%	11.05%
Management & Administrative	4.92%	0.54%	5.47%	1.03%	6.50%	84.09%	15.91%
General Support	5.04%	0.50%	5.54%	0.76%	6.29%	88.00%	12.00%
Patient & Client Care	3.92%	0.66%	4.58%	0.91%	5.48%	83.46%	16.54%

Year / Month	Certified absence	Self-certified absence	Non Covid-19 absence	Covid-19 absence	Total absence rate	Medical & Dental	Nursing & Midwifery	Health & Social Care Professionals	Management & Administrative	General Support	Patient & Client Care
Sep 2024	4.48%	0.80%	5.28%	0.63%	5.91%	1.84%	6.51%	5.05%	5.52%	7.27%	9.50%
Aug 2024	4.29%	0.69%	4.99%	0.76%	5.75%	1.51%	6.10%	4.78%	6.26%	6.88%	9.47%
Jul 2024	4.59%	0.66%	5.25%	0.98%	6.23%	1.48%	6.78%	4.47%	7.12%	8.18%	9.98%
Jun 2024	4.53%	0.81%	5.34%	0.87%	6.21%	1.86%	6.83%	4.87%	6.42%	7.57%	9.33%
May 2024	4.29%	0.69%	4.98%	0.37%	5.35%	1.51%	6.19%	3.83%	5.37%	7.04%	7.85%
Apr 2024	4.25%	0.81%	5.06%	0.22%	5.28%	1.31%	5.93%	4.57%	5.15%	6.69%	7.94%
Mar 2024	4.51%	0.78%	5.30%	0.29%	5.58%	1.62%	6.52%	4.57%	5.81%	7.33%	6.94%
Feb 2024	4.63%	0.84%	5.47%	0.35%	5.82%	1.73%	6.53%	4.86%	6.16%	7.51%	7.81%
Jan 2024	4.93%	0.89%	5.81%	0.66%	6.48%	1.38%	7.36%	5.30%	6.67%	9.22%	9.01%
<b>2024</b>	<b>4.50%</b>	<b>0.77%</b>	<b>5.27%</b>	<b>0.57%</b>	<b>5.85%</b>	<b>1.58%</b>	<b>6.53%</b>	<b>4.69%</b>	<b>6.06%</b>	<b>7.53%</b>	<b>8.65%</b>
Dec 2023	4.56%	0.91%	5.47%	0.87%	6.34%	1.29%	7.27%	5.42%	6.90%	7.96%	8.34%
Nov 2023	4.44%	0.71%	5.16%	0.57%	5.73%	1.37%	6.65%	4.30%	5.82%	7.43%	8.43%
Oct 2023	4.37%	0.81%	5.18%	0.65%	5.83%	1.26%	6.88%	4.51%	6.07%	7.85%	7.97%
Sep 2023	4.34%	0.73%	5.07%	0.79%	5.86%	1.31%	7.23%	4.76%	5.47%	7.35%	7.89%
Aug 2023	4.28%	0.74%	5.02%	0.90%	5.92%	1.20%	7.40%	4.80%	5.53%	7.30%	7.84%
Jul 2023	4.12%	0.64%	4.76%	0.40%	5.16%	1.08%	6.49%	3.87%	4.66%	7.03%	6.50%
Jun 2023	4.37%	0.62%	4.99%	0.37%	5.36%	1.36%	6.60%	4.24%	5.00%	6.73%	6.93%
May 2023	4.18%	0.61%	4.79%	0.62%	5.41%	1.31%	6.63%	4.47%	5.23%	6.66%	6.94%
Apr 2023	3.93%	0.72%	4.65%	0.60%	5.25%	1.38%	6.57%	4.04%	4.51%	7.43%	6.34%
Mar 2023	4.19%	0.91%	5.11%	0.71%	5.82%	1.41%	6.90%	5.17%	5.07%	8.29%	7.88%
Feb 2023	4.06%	0.75%	4.81%	0.61%	5.42%	1.34%	6.41%	4.66%	5.00%	8.21%	6.65%
Jan 2023	4.58%	0.79%	5.37%	0.90%	6.26%	1.39%	7.57%	4.94%	5.96%	8.64%	8.00%
<b>2023</b>	<b>4.29%</b>	<b>0.75%</b>	<b>5.04%</b>	<b>0.67%</b>	<b>5.71%</b>	<b>1.31%</b>	<b>6.89%</b>	<b>4.60%</b>	<b>5.44%</b>	<b>7.59%</b>	<b>7.49%</b>
Dec 2022	5.81%	1.12%	6.93%	1.48%	8.41%	2.26%	10.28%	7.31%	8.42%	9.72%	9.99%
Nov 2022	4.51%	0.81%	5.32%	0.76%	6.08%	1.43%	7.01%	4.89%	5.97%	9.09%	8.27%
Oct 2022	4.38%	0.77%	5.15%	0.74%	5.89%	1.74%	6.70%	4.73%	5.41%	8.68%	7.96%
Sep 2022	4.40%	0.71%	5.12%	0.60%	5.71%	1.40%	6.95%	4.34%	5.16%	7.51%	8.24%
Aug 2022	3.97%	0.57%	4.53%	0.62%	5.16%	1.18%	6.19%	3.77%	4.65%	7.55%	7.51%
Jul 2022	4.16%	0.59%	4.75%	1.60%	6.36%	1.50%	7.56%	5.24%	4.83%	8.46%	9.61%
Jun 2022	3.76%	0.62%	4.38%	1.92%	6.30%	1.48%	7.77%	5.41%	5.77%	8.01%	7.85%
May 2022	3.70%	0.69%	4.39%	0.97%	5.36%	1.29%	6.49%	4.48%	4.52%	6.28%	8.16%
Apr 2022	4.05%	0.60%	4.65%	2.42%	7.07%	2.05%	8.65%	5.15%	6.46%	9.49%	9.69%
Mar 2022	4.02%	0.62%	4.64%	4.71%	9.35%	3.36%	11.62%	8.62%	7.83%	10.53%	11.85%
Feb 2022	3.74%	0.55%	4.29%	3.59%	7.88%	2.95%	9.29%	7.01%	7.11%	9.15%	10.58%
Jan 2022	3.46%	0.44%	3.91%	4.76%	8.66%	2.32%	9.80%	7.32%	9.28%	9.85%	12.64%
<b>2022</b>	<b>4.16%</b>	<b>0.67%</b>	<b>4.83%</b>	<b>2.02%</b>	<b>6.85%</b>	<b>1.91%</b>	<b>8.19%</b>	<b>5.71%</b>	<b>6.28%</b>	<b>8.67%</b>	<b>9.34%</b>
Dec 2021	4.67%	0.61%	5.28%	2.59%	7.87%	2.34%	8.55%	7.34%	8.46%	8.34%	12.32%
Nov 2021	4.29%	0.90%	5.19%	2.49%	7.68%	2.00%	8.29%	7.03%	8.00%	10.45%	11.28%
Oct 2021	4.07%	0.68%	4.74%	1.77%	6.51%	1.68%	7.20%	5.77%	6.76%	7.38%	10.08%
Sep 2021	3.76%	0.56%	4.32%	1.30%	5.62%	1.52%	6.46%	4.26%	5.13%	6.63%	9.89%
Aug 2021	3.79%	0.51%	4.29%	1.36%	5.65%	1.35%	6.36%	4.19%	5.62%	6.25%	10.09%
Jul 2021	3.48%	0.50%	3.98%	0.91%	4.89%	0.78%	5.85%	3.86%	4.27%	5.36%	8.42%
Jun 2021	3.49%	0.47%	3.95%	0.69%	4.64%	0.63%	5.60%	3.60%	3.70%	5.39%	8.36%
May 2021	3.07%	0.48%	3.55%	0.80%	4.34%	0.41%	5.09%	3.50%	4.24%	5.13%	7.09%
Apr 2021	3.26%	0.44%	3.69%	1.00%	4.70%	0.87%	5.56%	3.41%	3.82%	5.95%	8.30%
Mar 2021	3.31%	0.40%	3.71%	1.24%	4.95%	0.68%	5.61%	3.66%	4.23%	7.86%	8.51%
Feb 2021	3.43%	0.53%	3.96%	2.43%	6.39%	1.50%	6.93%	4.49%	6.01%	9.94%	10.97%

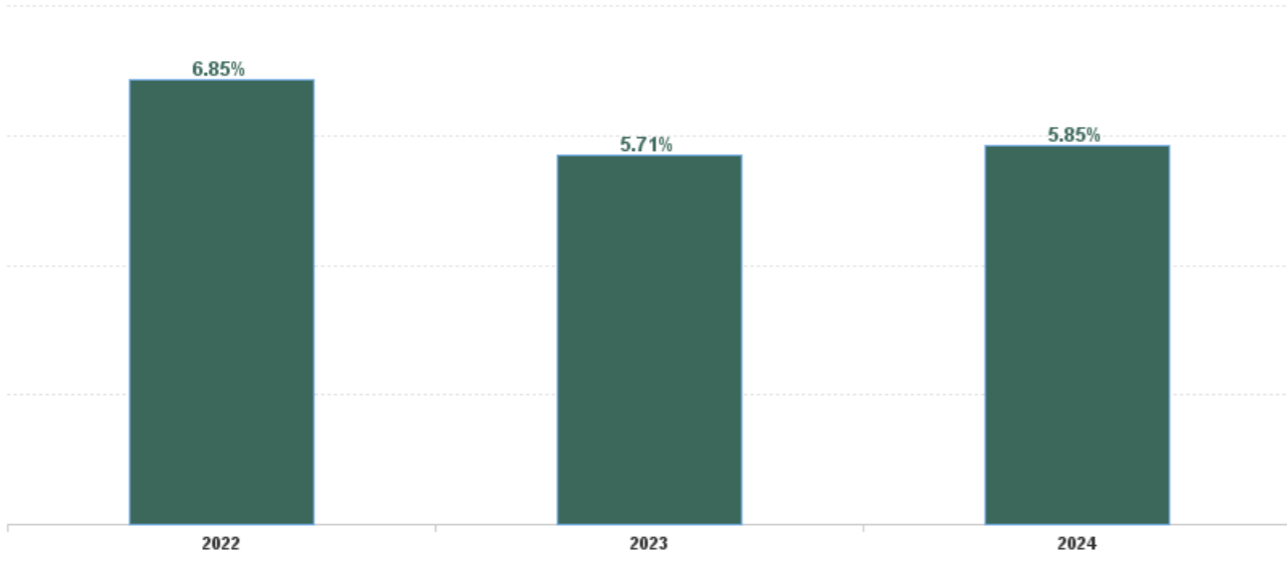
Jan 2021	3.60%	0.54%	4.14%	4.52%	8.66%
<b>2021</b>	<b>3.68%</b>	<b>0.55%</b>	<b>4.23%</b>	<b>1.75%</b>	<b>5.98%</b>

2.95%	9.96%	6.38%	7.65%	12.06%	12.43%
<b>1.39%</b>	<b>6.78%</b>	<b>4.80%</b>	<b>5.66%</b>	<b>7.52%</b>	<b>9.81%</b>

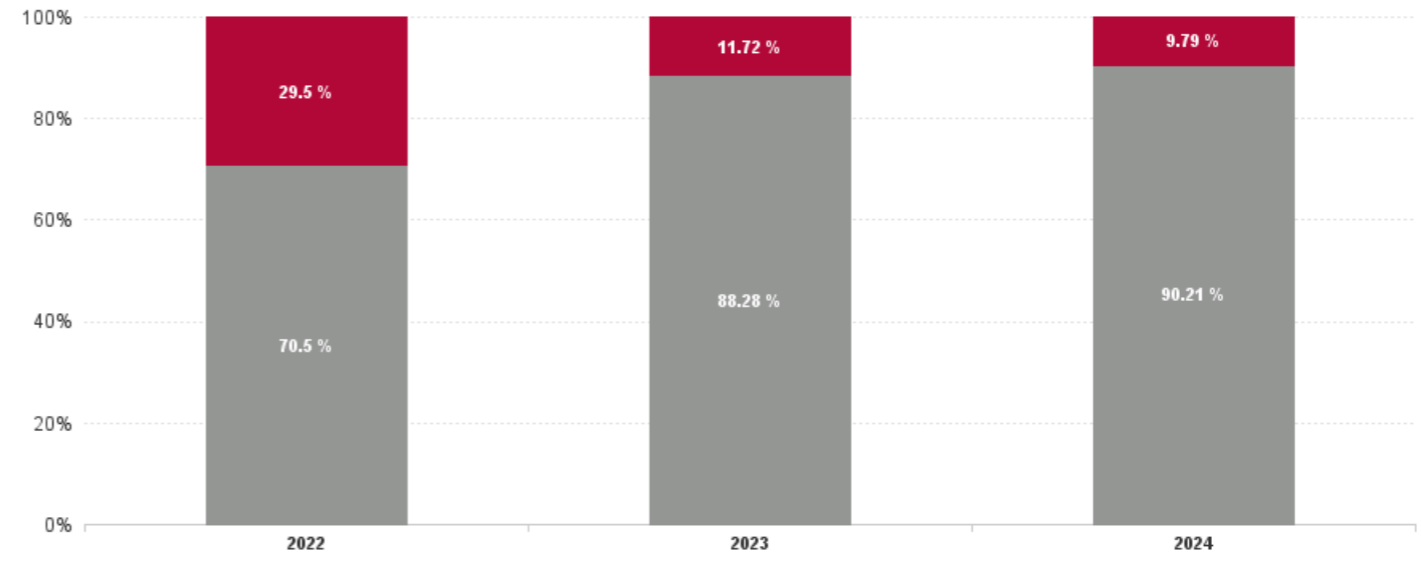
Year / Month	Certified absence	Self-certified absence	Non Covid-19 absence	Covid-19 absence	Total absence rate	Coombe Women & Infants University Hospital	Dublin Midlands Hospital Group Admin Off	MRH Mullingar	MRH Portlaoise	MRH Tullamore	Naas General Hospital	St. James's Hospital	St. Luke's Radiation Oncology Network	St Lukes Radiation Oncology Network HSE	Tallaght University Hospital	Vaccination Clinics DMHG	Dublin Midlands Hospital Group
Sep 2024	4.48%	0.80%	5.28%	0.63%	5.91%	3.84%	0.86%	8.13%	7.40%	8.69%	5.90%	5.20%	5.47%	0.00%	5.63%	0.00%	5.91%
Aug 2024	4.29%	0.69%	4.99%	0.76%	5.75%	3.71%	2.16%	7.80%	8.13%	8.04%	5.99%	5.06%	5.23%	1.40%	5.38%	0.00%	5.75%
Jul 2024	4.59%	0.66%	5.25%	0.98%	6.23%	3.98%	2.05%	7.72%	7.96%	8.87%	7.26%	5.42%	5.14%	0.00%	6.18%	6.39%	6.23%
Jun 2024	4.53%	0.81%	5.34%	0.87%	6.21%	4.32%	1.43%	7.90%	7.69%	8.82%	6.76%	5.38%	4.53%	0.00%	6.40%	0.00%	6.21%
May 2024	4.29%	0.69%	4.98%	0.37%	5.35%	3.98%	0.37%	6.94%	7.35%	7.63%	5.67%	4.91%	3.17%	0.00%	4.93%	0.00%	5.35%
Apr 2024	4.25%	0.81%	5.06%	0.22%	5.28%	4.62%	0.00%	5.95%	5.99%	7.33%	5.19%	5.11%	3.37%	0.00%	5.02%	0.00%	5.28%
Mar 2024	4.51%	0.78%	5.30%	0.29%	5.58%	4.11%		5.66%	7.15%	7.54%	6.19%	5.37%	3.95%		5.29%		5.58%
Feb 2024	4.63%	0.84%	5.47%	0.35%	5.82%	4.57%		6.20%	7.39%	8.16%	6.66%	5.38%	5.04%		5.29%		5.82%
Jan 2024	4.93%	0.89%	5.81%	0.66%	6.48%	5.56%		7.42%	7.81%	9.87%	6.37%	5.77%	4.98%		6.06%		6.48%
<b>2024</b>	<b>4.50%</b>	<b>0.77%</b>	<b>5.27%</b>	<b>0.57%</b>	<b>5.85%</b>	<b>4.29%</b>	<b>1.12%</b>	<b>7.07%</b>	<b>7.43%</b>	<b>8.33%</b>	<b>6.22%</b>	<b>5.29%</b>	<b>4.53%</b>	<b>0.22%</b>	<b>5.58%</b>	<b>0.99%</b>	<b>5.85%</b>
Dec 2023	4.56%	0.91%	5.47%	0.87%	6.34%	4.31%		6.73%	7.07%	9.24%	6.54%	6.01%	5.09%		6.21%		6.34%
Nov 2023	4.44%	0.71%	5.16%	0.57%	5.73%	3.80%		6.17%	7.12%	8.04%	5.88%	5.11%	4.90%		5.89%		5.73%
Oct 2023	4.37%	0.81%	5.18%	0.65%	5.83%	4.66%		6.17%	6.79%	7.93%	6.72%	4.86%	5.59%		6.20%		5.83%
Sep 2023	4.34%	0.73%	5.07%	0.79%	5.86%	4.54%		6.70%	6.94%	7.30%	6.68%	5.37%	4.88%		5.83%		5.86%
Aug 2023	4.28%	0.74%	5.02%	0.90%	5.92%	4.86%		8.58%	6.36%	7.78%	6.78%	5.23%	3.92%		5.70%		5.92%
Jul 2023	4.12%	0.64%	4.76%	0.40%	5.16%	4.43%		6.67%	6.04%	6.62%	6.01%	4.70%	4.72%		4.64%		5.16%
Jun 2023	4.37%	0.62%	4.99%	0.37%	5.36%			5.90%	6.62%	6.47%	5.89%	4.86%	3.87%		5.30%		5.36%
May 2023	4.18%	0.61%	4.79%	0.62%	5.41%			5.91%	5.76%	6.86%	6.07%	4.66%	4.16%		5.73%		5.41%
Apr 2023	3.93%	0.72%	4.65%	0.60%	5.25%	3.87%		5.61%	6.44%	6.90%	5.73%	4.60%	4.23%		5.84%		5.25%
Mar 2023	4.19%	0.91%	5.11%	0.71%	5.82%	5.81%		6.18%	8.24%	7.08%	6.28%	4.84%	4.76%		6.11%		5.82%
Feb 2023	4.06%	0.75%	4.81%	0.61%	5.42%	4.66%		5.55%	6.79%	6.39%	5.62%	4.77%	4.35%		6.04%		5.42%
Jan 2023	4.58%	0.79%	5.37%	0.90%	6.26%	4.96%		6.74%	7.62%	7.22%	7.33%	5.51%	5.38%		6.81%		6.26%
<b>2023</b>	<b>4.29%</b>	<b>0.75%</b>	<b>5.04%</b>	<b>0.67%</b>	<b>5.71%</b>	<b>4.58%</b>		<b>6.42%</b>	<b>6.82%</b>	<b>7.33%</b>	<b>6.30%</b>	<b>5.04%</b>	<b>4.65%</b>		<b>5.86%</b>		<b>5.71%</b>
Dec 2022	5.81%	1.12%	6.93%	1.48%	8.41%	6.19%		8.49%	8.55%	9.16%	7.12%	7.33%	5.28%		11.71%		8.41%
Nov 2022	4.51%	0.81%	5.32%	0.76%	6.08%	5.42%		7.11%	7.20%	7.66%	6.33%	5.38%	7.89%		5.62%		6.08%
Oct 2022	4.38%	0.77%	5.15%	0.74%	5.89%	4.82%		7.03%	7.30%	8.67%	5.62%	5.00%	5.88%		5.83%		5.89%
Sep 2022	4.40%	0.71%	5.12%	0.60%	5.71%	4.13%		6.79%	7.55%	8.65%	5.29%	4.99%	5.04%		5.74%		5.71%
Aug 2022	3.97%	0.57%	4.53%	0.62%	5.16%	4.48%		7.49%	6.99%	9.10%	5.67%	3.84%	4.36%		4.94%		5.16%
Jul 2022	4.16%	0.59%	4.75%	1.60%	6.36%	5.51%		8.01%	9.07%	10.39%	7.92%	5.19%	7.08%		5.40%		6.36%
Jun 2022	3.76%	0.62%	4.38%	1.92%	6.30%	6.12%		7.31%	8.24%	9.34%	8.04%	4.49%	5.83%		7.21%		6.30%
May 2022	3.70%	0.69%	4.39%	0.97%	5.36%	6.08%		6.35%	7.06%	8.53%	6.44%	3.62%	4.61%		5.99%		5.36%
Apr 2022	4.05%	0.60%	4.65%	2.42%	7.07%	6.78%		7.92%	10.65%	10.46%	8.87%	5.12%	6.08%		7.66%		7.07%
Mar 2022	4.02%	0.62%	4.64%	4.71%	9.35%	7.07%		11.04%	13.65%	13.64%	12.39%	7.10%	8.81%		10.02%		9.35%
Feb 2022	3.74%	0.55%	4.29%	3.59%	7.88%	6.74%		8.68%	9.35%	10.54%	8.78%	6.47%	8.05%		8.80%		7.88%
Jan 2022	3.46%	0.44%	3.91%	4.76%	8.66%	2.31%		10.52%	10.97%	12.13%	10.05%	8.06%	5.93%		9.48%		8.66%
<b>2022</b>	<b>4.16%</b>	<b>0.67%</b>	<b>4.83%</b>	<b>2.02%</b>	<b>6.85%</b>	<b>5.50%</b>		<b>8.08%</b>	<b>8.89%</b>	<b>9.85%</b>	<b>7.64%</b>	<b>5.53%</b>	<b>6.23%</b>		<b>7.35%</b>		<b>6.85%</b>
Dec 2021	4.67%	0.61%	5.28%	2.59%	7.87%	6.00%		8.88%	9.14%	10.79%	8.80%	5.10%	6.76%		11.67%		7.87%
Nov 2021	4.29%	0.90%	5.19%	2.49%	7.68%	9.57%		9.25%	8.86%	10.78%	9.39%	5.62%	7.47%		8.17%		7.68%
Oct 2021	4.07%	0.68%	4.74%	1.77%	6.51%	6.57%		7.38%	7.77%	9.99%	8.54%	4.79%	5.46%		7.38%		6.51%
Sep 2021	3.76%	0.56%	4.32%	1.30%	5.62%	5.96%		5.81%	6.61%	8.91%	6.86%	4.19%	4.88%		6.22%		5.62%
Aug 2021	3.79%	0.51%	4.29%	1.36%	5.65%	5.86%		7.38%	7.09%	8.14%	5.59%	4.26%	6.48%		6.07%		5.65%
Jul 2021	3.48%	0.50%	3.98%	0.91%	4.89%	4.60%		5.49%	6.55%	7.59%	6.63%	3.79%	3.00%		5.33%		4.89%
Jun 2021	3.49%	0.47%	3.95%	0.69%	4.64%	5.47%		4.56%	6.66%	7.73%	7.13%	3.27%	4.00%		4.60%		4.64%
May 2021	3.07%	0.48%	3.55%	0.80%	4.34%	4.48%		4.45%	7.14%	7.19%	6.48%	2.89%	4.57%		4.33%		4.34%
Apr 2021	3.26%	0.44%	3.69%	1.00%	4.70%	5.79%		4.86%	6.95%	7.82%	6.95%	3.09%	4.21%		4.88%		4.70%
Mar 2021	3.31%	0.40%	3.71%	1.24%	4.95%	4.75%		4.97%	6.23%	8.19%	7.49%	3.42%	4.48%		5.72%		4.95%
Feb 2021	3.43%	0.53%	3.96%	2.43%	6.39%	6.29%		5.95%	9.26%	8.77%	9.60%	4.95%	4.86%		6.92%		6.39%

Jan 2021	3.60%	0.54%	4.14%	4.52%	8.66%	10.83%		7.05%	14.57%	10.31%	10.82%	7.09%	8.36%		8.42%		<b>8.66%</b>
<b>2021</b>	<b>3.68%</b>	<b>0.55%</b>	<b>4.23%</b>	<b>1.75%</b>	<b>5.98%</b>	<b>6.33%</b>		<b>6.34%</b>	<b>8.08%</b>	<b>8.86%</b>	<b>7.87%</b>	<b>4.37%</b>	<b>5.39%</b>		<b>6.64%</b>		<b>5.98%</b>

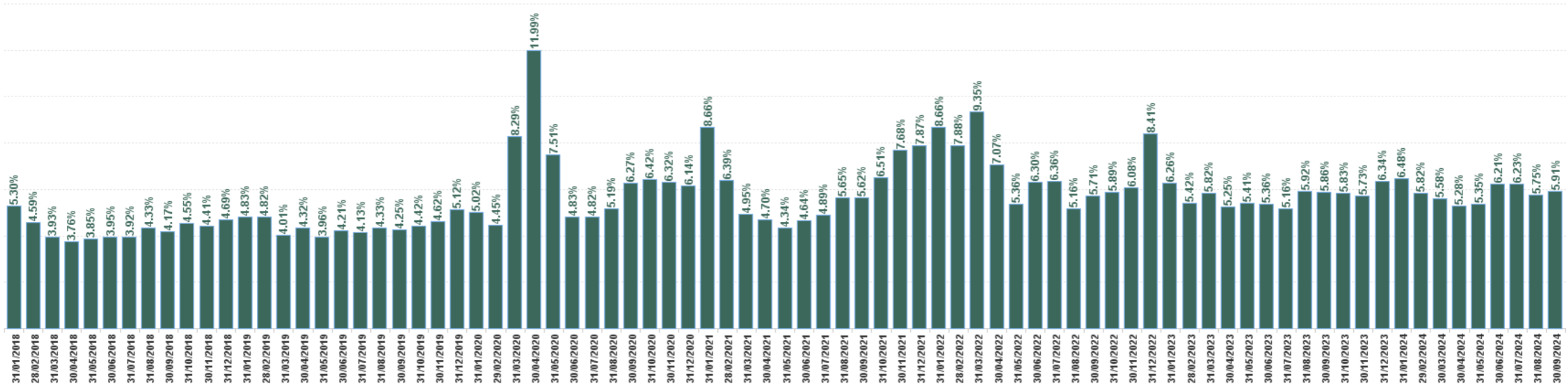
Total Absence Rate



% of Absence Non Covid-19 / Covid-19



Total Absence Rate



Year / Month	Certified absence	Self-certified absence	Non Covid-19 absence	Covid-19 absence	Total absence rate	Health Service Executive	Section 38 Hospitals	Dublin Midlands Hospital Group
Sep 2024	4.48%	0.80%	5.28%	0.63%	5.91%	7.26%	5.20%	5.91%
Aug 2024	4.29%	0.69%	4.99%	0.76%	5.75%	7.15%	5.02%	5.75%
Jul 2024	4.59%	0.66%	5.25%	0.98%	6.23%	7.58%	5.54%	6.23%
Jun 2024	4.53%	0.81%	5.34%	0.87%	6.21%	7.38%	5.62%	6.21%
May 2024	4.29%	0.69%	4.98%	0.37%	5.35%	6.38%	4.82%	5.35%
Apr 2024	4.25%	0.81%	5.06%	0.22%	5.28%	5.77%	5.03%	5.28%
Mar 2024	4.51%	0.78%	5.30%	0.29%	5.58%	6.33%	5.19%	5.58%
Feb 2024	4.63%	0.84%	5.47%	0.35%	5.82%	6.92%	5.25%	5.82%
Jan 2024	4.93%	0.89%	5.81%	0.66%	6.48%	7.65%	5.86%	6.48%
<b>2024</b>	<b>4.50%</b>	<b>0.77%</b>	<b>5.27%</b>	<b>0.57%</b>	<b>5.85%</b>	<b>6.94%</b>	<b>5.28%</b>	<b>5.85%</b>
Dec 2023	4.56%	0.91%	5.47%	0.87%	6.34%	7.22%	5.88%	6.34%
Nov 2023	4.44%	0.71%	5.16%	0.57%	5.73%	6.63%	5.25%	5.73%
Oct 2023	4.37%	0.81%	5.18%	0.65%	5.83%	6.79%	5.30%	5.83%
Sep 2023	4.34%	0.73%	5.07%	0.79%	5.86%	6.67%	5.44%	5.86%
Aug 2023	4.28%	0.74%	5.02%	0.90%	5.92%	6.98%	5.35%	5.92%
Jul 2023	4.12%	0.64%	4.76%	0.40%	5.16%	6.15%	4.65%	5.16%
Jun 2023	4.37%	0.62%	4.99%	0.37%	5.36%	5.90%	5.03%	5.36%
May 2023	4.18%	0.61%	4.79%	0.62%	5.41%	5.94%	5.09%	5.41%
Apr 2023	3.93%	0.72%	4.65%	0.60%	5.25%	5.94%	4.91%	5.25%
Mar 2023	4.19%	0.91%	5.11%	0.71%	5.82%	6.59%	5.40%	5.82%
Feb 2023	4.06%	0.75%	4.81%	0.61%	5.42%	5.83%	5.19%	5.42%
Jan 2023	4.58%	0.79%	5.37%	0.90%	6.26%	6.95%	5.90%	6.26%
<b>2023</b>	<b>4.29%</b>	<b>0.75%</b>	<b>5.04%</b>	<b>0.67%</b>	<b>5.71%</b>	<b>6.48%</b>	<b>5.29%</b>	<b>5.71%</b>
Dec 2022	5.81%	1.12%	6.93%	1.48%	8.41%	7.95%	8.66%	8.41%
Nov 2022	4.51%	0.81%	5.32%	0.76%	6.08%	7.22%	5.47%	6.08%
Oct 2022	4.38%	0.77%	5.15%	0.74%	5.89%	7.07%	5.26%	5.89%
Sep 2022	4.40%	0.71%	5.12%	0.60%	5.71%	6.85%	5.12%	5.71%
Aug 2022	3.97%	0.57%	4.53%	0.62%	5.16%	7.01%	4.26%	5.16%
Jul 2022	4.16%	0.59%	4.75%	1.60%	6.36%	8.65%	5.30%	6.36%
Jun 2022	3.76%	0.62%	4.38%	1.92%	6.30%	7.94%	5.51%	6.30%

May 2022	3.70%	0.69%	4.39%	0.97%	5.36%	6.81%	4.65%	<b>5.36%</b>
Apr 2022	4.05%	0.60%	4.65%	2.42%	7.07%	8.96%	6.14%	<b>7.07%</b>
Mar 2022	4.02%	0.62%	4.64%	4.71%	9.35%	12.09%	8.00%	<b>9.35%</b>
Feb 2022	3.74%	0.55%	4.29%	3.59%	7.88%	9.21%	7.23%	<b>7.88%</b>
Jan 2022	3.46%	0.44%	3.91%	4.76%	8.66%	10.30%	7.85%	<b>8.66%</b>
<b>2022</b>	<b>4.16%</b>	<b>0.67%</b>	<b>4.83%</b>	<b>2.02%</b>	<b>6.85%</b>	<b>8.34%</b>	<b>6.11%</b>	<b>6.85%</b>
Dec 2021	4.67%	0.61%	5.28%	2.59%	7.87%	9.09%	7.26%	<b>7.87%</b>
Nov 2021	4.29%	0.90%	5.19%	2.49%	7.68%	9.35%	6.87%	<b>7.68%</b>
Oct 2021	4.07%	0.68%	4.74%	1.77%	6.51%	8.03%	5.79%	<b>6.51%</b>
Sep 2021	3.76%	0.56%	4.32%	1.30%	5.62%	6.80%	5.04%	<b>5.62%</b>
Aug 2021	3.79%	0.51%	4.29%	1.36%	5.65%	7.07%	4.99%	<b>5.65%</b>
Jul 2021	3.48%	0.50%	3.98%	0.91%	4.89%	6.05%	4.35%	<b>4.89%</b>
Jun 2021	3.49%	0.47%	3.95%	0.69%	4.64%	6.16%	3.93%	<b>4.64%</b>
May 2021	3.07%	0.48%	3.55%	0.80%	4.34%	6.04%	3.54%	<b>4.34%</b>
Apr 2021	3.26%	0.44%	3.69%	1.00%	4.70%	6.29%	3.95%	<b>4.70%</b>
Mar 2021	3.31%	0.40%	3.71%	1.24%	4.95%	6.41%	4.26%	<b>4.95%</b>
Feb 2021	3.43%	0.53%	3.96%	2.43%	6.39%	7.77%	5.72%	<b>6.39%</b>
Jan 2021	3.60%	0.54%	4.14%	4.52%	8.66%	10.12%	7.95%	<b>8.66%</b>

Total Absence Rate

