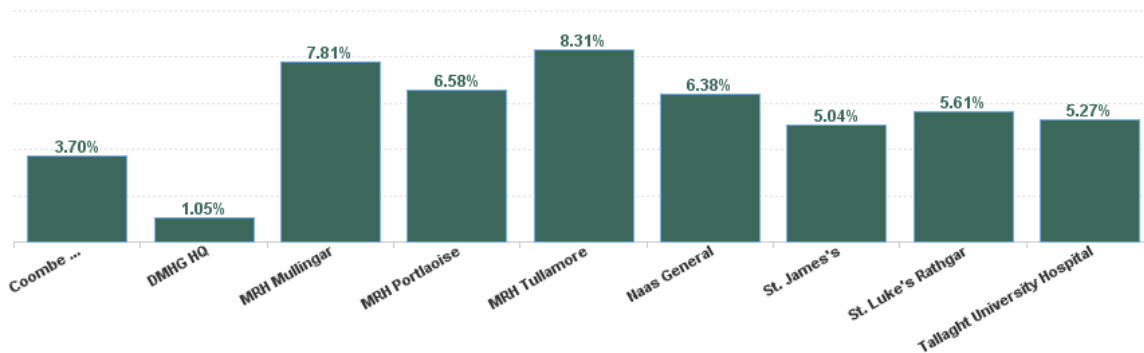


## November 2024

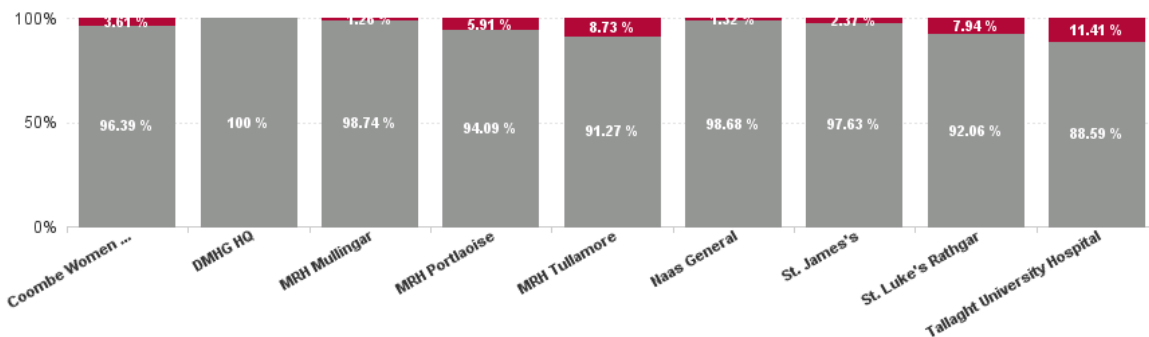
Health Service Absence Rate - by Staff Category: Nov 2024	Certified absence	Self-certified absence	Non Covid-19 absence	Covid-19 absence	Total absence rate	% Non Covid-19 absence	% Covid-19 absence
<b>Dublin Midlands Hospital Group</b>	<b>4.57%</b>	<b>0.79%</b>	<b>5.36%</b>	<b>0.32%</b>	<b>5.68%</b>	<b>94.40%</b>	<b>5.60%</b>
Medical & Dental	0.97%	0.43%	1.40%	0.05%	1.44%	96.57%	3.43%
Nursing & Midwifery	5.05%	1.06%	6.11%	0.43%	6.53%	93.47%	6.53%
Health & Social Care Professionals	3.50%	0.53%	4.04%	0.14%	4.18%	96.58%	3.42%
Management & Administrative	4.90%	0.62%	5.52%	0.32%	5.84%	94.44%	5.56%
General Support	5.80%	0.96%	6.75%	0.42%	7.17%	94.18%	5.82%
Patient & Client Care	7.57%	0.82%	8.39%	0.44%	8.83%	95.00%	5.00%

Health Service Absence Rate - by Care Group: Nov 2024	Certified absence	Self-certified absence	Non Covid-19 absence	Covid-19 absence	Total absence rate	% Non Covid-19 absence	% Covid-19 absence
<b>Dublin Midlands Hospital Group</b>	<b>4.57%</b>	<b>0.79%</b>	<b>5.36%</b>	<b>0.32%</b>	<b>5.68%</b>	<b>94.40%</b>	<b>5.60%</b>
Coombe Women & Infants University Hospital	2.23%	1.34%	3.57%	0.13%	3.70%	96.39%	3.61%
DMHG HQ	0.91%	0.14%	1.05%	0.00%	1.05%	100.00%	0.00%
MRH Mullingar	6.98%	0.73%	7.71%	0.10%	7.81%	98.74%	1.26%
MRH Portlaoise	5.47%	0.72%	6.19%	0.39%	6.58%	94.09%	5.91%
MRH Tullamore	6.75%	0.84%	7.59%	0.73%	8.31%	91.27%	8.73%
Naas General	5.57%	0.73%	6.30%	0.08%	6.38%	98.68%	1.32%
St. James's	4.09%	0.83%	4.92%	0.12%	5.04%	97.63%	2.37%
St. Luke's Rathgar	4.63%	0.54%	5.17%	0.45%	5.61%	92.06%	7.94%
Tallaght University Hospital	4.01%	0.66%	4.67%	0.60%	5.27%	88.59%	11.41%

Total Absence Rate



% of Absence Non Covid-19 / Covid-19

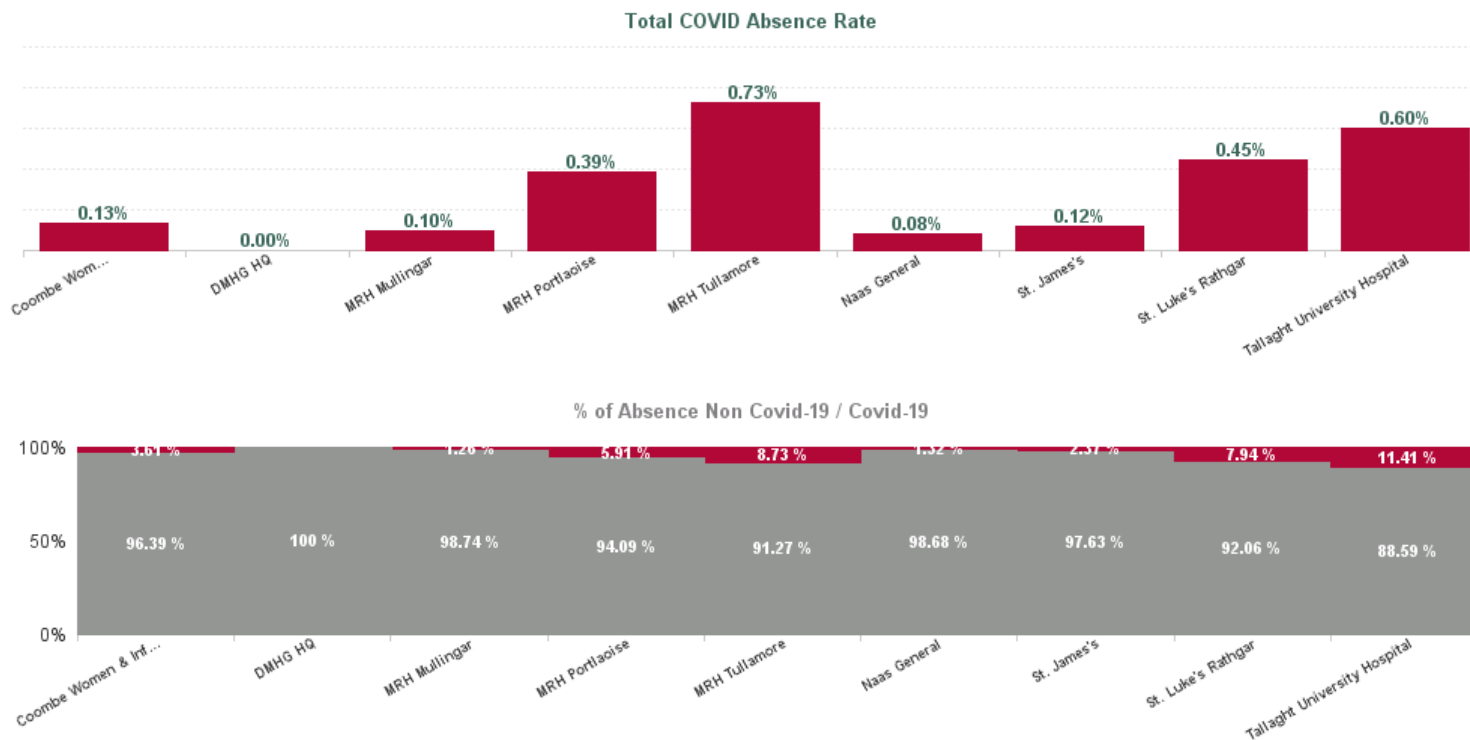


## November 2024

Health Service Absence Rate - by Hospital : Nov 2024	Certified absence	Self-certified absence	Non Covid-19 absence	Covid-19 absence	Total absence rate	Medical & Dental	Nursing & Midwifery	Health & Social Care Professionals	Management & Administrative	General Support	Patient & Client Care
<b>Dublin Midlands Hospital Group</b>	<b>4.57%</b>	<b>0.79%</b>	<b>5.36%</b>	<b>0.32%</b>	<b>5.68%</b>	<b>1.44%</b>	<b>6.53%</b>	<b>4.18%</b>	<b>5.84%</b>	<b>7.17%</b>	<b>8.83%</b>
Coombe Women & Infants University Hos	2.23%	1.34%	3.57%	0.13%	3.70%	1.91%	3.83%	3.70%	3.62%	4.93%	3.97%
DMHG HQ	0.91%	0.14%	1.05%	0.00%	1.05%		0.00%	0.00%	1.17%		
MRH Mullingar	6.98%	0.73%	7.71%	0.10%	7.81%	2.57%	8.72%	3.54%	5.67%	14.97%	13.05%
MRH Portlaoise	5.47%	0.72%	6.19%	0.39%	6.58%	3.54%	6.54%	2.92%	6.96%	1.60%	10.88%
MRH Tullamore	6.75%	0.84%	7.59%	0.73%	8.31%	0.95%	9.82%	6.08%	6.95%	8.55%	13.08%
Naas General	5.57%	0.73%	6.30%	0.08%	6.38%	1.07%	6.88%	6.19%	5.57%	7.69%	8.83%
St. James's	4.09%	0.83%	4.92%	0.12%	5.04%	0.94%	6.18%	3.16%	5.83%	7.75%	6.38%
St. Luke's Rathgar	4.63%	0.54%	5.17%	0.45%	5.61%	0.00%	9.55%	2.18%	9.60%	9.23%	29.16%
Tallaght University Hospital	4.01%	0.66%	4.67%	0.60%	5.27%	1.73%	5.83%	6.05%	6.06%	6.01%	5.39%

November 2024

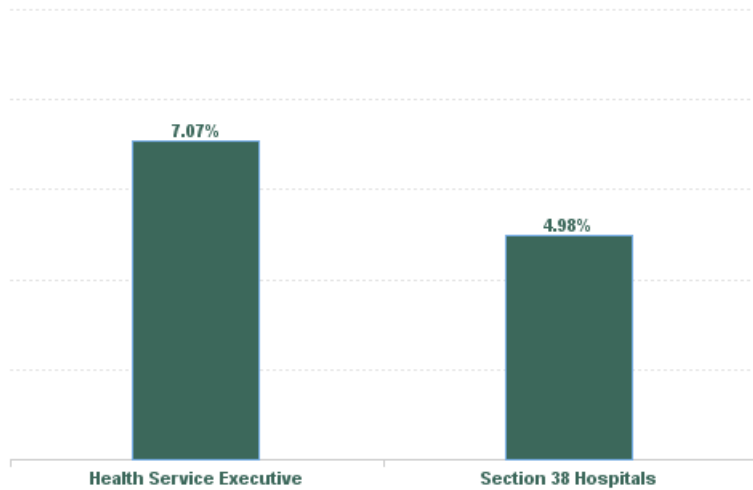
Health Service Absence Rate - by Staff Category & Hospital: Nov 2024	Non Covid-19 absence	Covid-19 absence	Total absence rate	Medical & Dental	Nursing & Midwifery	Health & Social Care Professionals	Management & Administrative	General Support	Patient & Client Care
<b>Dublin Midlands Hospital Group</b>	<b>5.36%</b>	<b>0.32%</b>	<b>0.32%</b>	<b>0.05%</b>	<b>0.43%</b>	<b>0.14%</b>	<b>0.32%</b>	<b>0.42%</b>	<b>0.44%</b>
Coombe Women & Infants University Hospital	3.57%	0.13%	3.70%	0.00%	0.19%	0.14%	0.19%	0.07%	0.00%
DMHG HQ	1.05%	0.00%	1.05%		0.00%	0.00%	0.00%		
MRH Mullingar	7.71%	0.10%	7.81%	0.00%	0.11%	0.00%	0.00%	0.00%	0.31%
MRH Portlaoise	6.19%	0.39%	6.58%	0.37%	0.40%	0.00%	0.19%	0.00%	0.72%
MRH Tullamore	7.59%	0.73%	8.31%	0.25%	0.89%	0.03%	0.00%	2.44%	1.19%
Naas General	6.30%	0.08%	6.38%	0.00%	0.00%	0.00%	0.00%	0.49%	0.30%
St. James's	4.92%	0.12%	5.04%	0.00%	0.22%	0.03%	0.13%	0.14%	0.02%
St. Luke's Rathgar	5.17%	0.45%	5.61%	0.00%	2.35%	0.02%	0.25%	0.00%	1.00%
Tallaght University Hospital	4.67%	0.60%	5.27%	0.02%	0.67%	0.51%	0.90%	0.80%	0.70%



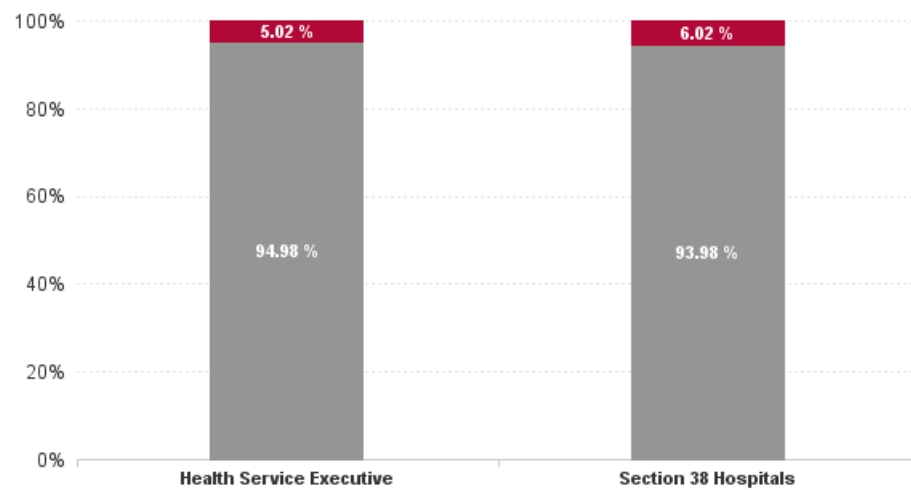
# November 2024

Health Service Absence Rate - by Admin : Nov 2024	Certified absence	Self-certified absence	Non Covid-19 absence	Covid-19 absence	Total absence rate	Medical & Dental	Nursing & Midwifery	Health & Social Care Professionals	Management & Administrative	General Support	Patient & Client Care
<b>Dublin Midlands Hospital Group</b>	<b>4.57%</b>	<b>0.79%</b>	<b>5.36%</b>	<b>0.32%</b>	<b>5.68%</b>	<b>1.44%</b>	<b>6.53%</b>	<b>4.18%</b>	<b>5.84%</b>	<b>7.17%</b>	<b>8.83%</b>
DMHG HQ	0.91%	0.14%	1.05%	0.00%	1.05%		0.00%	0.00%	1.17%		
MRH Mullingar	6.98%	0.73%	7.71%	0.10%	7.81%	2.57%	8.72%	3.54%	5.67%	14.97%	13.05%
MRH Portlaoise	5.47%	0.72%	6.19%	0.39%	6.58%	3.54%	6.54%	2.92%	6.96%	1.60%	10.88%
MRH Tullamore	6.75%	0.84%	7.59%	0.73%	8.31%	0.95%	9.82%	6.08%	6.95%	8.55%	13.08%
Naas General	5.57%	0.73%	6.30%	0.08%	6.38%	1.07%	6.88%	6.19%	5.57%	7.69%	8.83%
St. Luke's Rathgar	4.63%	0.54%	5.17%	0.45%	5.61%	0.00%	9.55%	2.18%	9.60%	9.23%	29.16%
<b>Health Service Executive</b>	<b>5.99%</b>	<b>0.73%</b>	<b>6.72%</b>	<b>0.35%</b>	<b>7.07%</b>	<b>1.69%</b>	<b>8.25%</b>	<b>4.03%</b>	<b>6.26%</b>	<b>8.93%</b>	<b>12.00%</b>
Coombe Women & Infants University Hospital	2.23%	1.34%	3.57%	0.13%	3.70%	1.91%	3.83%	3.70%	3.62%	4.93%	3.97%
St. James's	4.09%	0.83%	4.92%	0.12%	5.04%	0.94%	6.18%	3.16%	5.83%	7.75%	6.38%
Tallaght University Hospital	4.01%	0.66%	4.67%	0.60%	5.27%	1.73%	5.83%	6.05%	6.06%	6.01%	5.39%
<b>Section 38 Hospitals</b>	<b>3.85%</b>	<b>0.83%</b>	<b>4.68%</b>	<b>0.30%</b>	<b>4.98%</b>	<b>1.32%</b>	<b>5.77%</b>	<b>4.27%</b>	<b>5.66%</b>	<b>6.64%</b>	<b>5.89%</b>

Total Absence Rate



Non Covid-19 & Covid-19 Absence



Health Service Absence Rate - by Staff Category: Nov 2024	Certified absence	Self-certified absence	Non Covid-19 absence	Covid-19 absence	Total absence rate	% Non Covid-19 absence	% Covid-19 absence
<b>Coombe Women &amp; Infants University Hospital</b>	<b>2.23%</b>	<b>1.34%</b>	<b>3.57%</b>	<b>0.13%</b>	<b>3.70%</b>	<b>96.39%</b>	<b>3.61%</b>
Medical & Dental	0.62%	1.29%	1.91%	0.00%	1.91%	100.00%	
Nursing & Midwifery	1.97%	1.67%	3.64%	0.19%	3.83%	95.03%	4.97%
Health & Social Care Professionals	2.35%	1.20%	3.56%	0.14%	3.70%	96.10%	3.90%
Management & Administrative	2.62%	0.81%	3.43%	0.19%	3.62%	94.68%	5.32%
General Support	3.78%	1.08%	4.86%	0.07%	4.93%	98.57%	1.43%
Patient & Client Care	2.47%	1.49%	3.97%	0.00%	3.97%	100.00%	

Health Service Absence Rate - by Staff Category: Nov 2024	Certified absence	Self-certified absence	Non Covid-19 absence	Covid-19 absence	Total absence rate	% Non Covid-19 absence	% Covid-19 absence
<b>DMHG HQ</b>	<b>0.91%</b>	<b>0.14%</b>	<b>1.05%</b>	<b>0.00%</b>	<b>1.05%</b>	<b>100.00%</b>	
Medical & Dental							
Nursing & Midwifery	0.00%	0.00%	0.00%	0.00%	0.00%		
Health & Social Care Professionals	0.00%	0.00%	0.00%	0.00%	0.00%		
Management & Administrative	1.01%	0.16%	1.17%	0.00%	1.17%	100.00%	
General Support							
Patient & Client Care							

Health Service Absence Rate - by Staff Category: Nov 2024	Certified absence	Self-certified absence	Non Covid-19 absence	Covid-19 absence	Total absence rate	% Non Covid-19 absence	% Covid-19 absence
<b>MRH Mullingar</b>	<b>6.98%</b>	<b>0.73%</b>	<b>7.71%</b>	<b>0.10%</b>	<b>7.81%</b>	<b>98.74%</b>	<b>1.26%</b>
Medical & Dental	2.35%	0.23%	2.57%	0.00%	2.57%	100.00%	
Nursing & Midwifery	7.76%	0.85%	8.61%	0.11%	8.72%	98.73%	1.27%
Health & Social Care Professionals	3.33%	0.21%	3.54%	0.00%	3.54%	100.00%	
Management & Administrative	4.88%	0.79%	5.67%	0.00%	5.67%	100.00%	
General Support	14.09%	0.87%	14.97%	0.00%	14.97%	100.00%	
Patient & Client Care	11.55%	1.19%	12.74%	0.31%	13.05%	97.64%	2.36%

Health Service Absence Rate - by Staff Category: Nov 2024	Certified absence	Self-certified absence	Non Covid-19 absence	Covid-19 absence	Total absence rate	% Non Covid-19 absence	% Covid-19 absence
<b>MRH Portlaoise</b>	<b>5.47%</b>	<b>0.72%</b>	<b>6.19%</b>	<b>0.39%</b>	<b>6.58%</b>	<b>94.09%</b>	<b>5.91%</b>
Medical & Dental	2.42%	0.74%	3.16%	0.37%	3.54%	89.44%	10.56%
Nursing & Midwifery	5.41%	0.73%	6.14%	0.40%	6.54%	93.91%	6.09%
Health & Social Care Professionals	2.57%	0.35%	2.92%	0.00%	2.92%	100.00%	
Management & Administrative	6.01%	0.76%	6.77%	0.19%	6.96%	97.32%	2.68%
General Support	0.15%	1.45%	1.60%	0.00%	1.60%	100.00%	
Patient & Client Care	9.48%	0.68%	10.17%	0.72%	10.88%	93.43%	6.57%

Health Service Absence Rate - by Staff Category: Nov 2024	Certified absence	Self-certified absence	Non Covid-19 absence	Covid-19 absence	Total absence rate	% Non Covid-19 absence	% Covid-19 absence
<b>MRH Tullamore</b>	<b>6.75%</b>	<b>0.84%</b>	<b>7.59%</b>	<b>0.73%</b>	<b>8.31%</b>	<b>91.27%</b>	<b>8.73%</b>
Medical & Dental	0.36%	0.35%	0.71%	0.25%	0.95%	74.21%	25.79%
Nursing & Midwifery	7.68%	1.25%	8.93%	0.89%	9.82%	90.93%	9.07%
Health & Social Care Professionals	5.55%	0.51%	6.05%	0.03%	6.08%	99.50%	0.50%
Management & Administrative	6.16%	0.79%	6.95%	0.00%	6.95%	100.00%	
General Support	5.42%	0.69%	6.11%	2.44%	8.55%	71.45%	28.55%
Patient & Client Care	11.22%	0.67%	11.89%	1.19%	13.08%	90.91%	9.09%

Health Service Absence Rate - by Staff Category: Nov 2024	Certified absence	Self-certified absence	Non Covid-19 absence	Covid-19 absence	Total absence rate	% Non Covid-19 absence	% Covid-19 absence
<b>Naas General</b>	<b>5.57%</b>	<b>0.73%</b>	<b>6.30%</b>	<b>0.08%</b>	<b>6.38%</b>	<b>98.68%</b>	<b>1.32%</b>
Medical & Dental	0.28%	0.79%	1.07%	0.00%	1.07%	100.00%	
Nursing & Midwifery	6.03%	0.86%	6.88%	0.00%	6.88%	100.00%	
Health & Social Care Professionals	5.61%	0.57%	6.19%	0.00%	6.19%	100.00%	
Management & Administrative	5.20%	0.36%	5.57%	0.00%	5.57%	100.00%	
General Support	6.87%	0.32%	7.19%	0.49%	7.69%	93.56%	6.44%
Patient & Client Care	7.66%	0.87%	8.54%	0.30%	8.83%	96.65%	3.35%

Health Service Absence Rate - by Staff Category: Nov 2024	Certified absence	Self-certified absence	Non Covid-19 absence	Covid-19 absence	Total absence rate	% Non Covid-19 absence	% Covid-19 absence
<b>St. James's</b>	<b>4.09%</b>	<b>0.83%</b>	<b>4.92%</b>	<b>0.12%</b>	<b>5.04%</b>	<b>97.63%</b>	<b>2.37%</b>
Medical & Dental	0.75%	0.19%	0.94%	0.00%	0.94%	100.00%	
Nursing & Midwifery	4.77%	1.19%	5.96%	0.22%	6.18%	96.39%	3.61%
Health & Social Care Professionals	2.55%	0.57%	3.12%	0.03%	3.16%	98.98%	1.02%
Management & Administrative	5.00%	0.70%	5.70%	0.13%	5.83%	97.72%	2.28%
General Support	6.51%	1.11%	7.62%	0.14%	7.75%	98.24%	1.76%
Patient & Client Care	5.51%	0.85%	6.37%	0.02%	6.38%	99.75%	0.25%

Health Service Absence Rate - by Staff Category: Nov 2024	Certified absence	Self-certified absence	Non Covid-19 absence	Covid-19 absence	Total absence rate	% Non Covid-19 absence	% Covid-19 absence
<b>St. Luke's Rathgar</b>	<b>4.63%</b>	<b>0.54%</b>	<b>5.17%</b>	<b>0.45%</b>	<b>5.61%</b>	<b>92.06%</b>	<b>7.94%</b>
Medical & Dental	0.00%	0.00%	0.00%	0.00%	0.00%		
Nursing & Midwifery	6.08%	1.11%	7.19%	2.35%	9.55%	75.37%	24.63%
Health & Social Care Professionals	1.79%	0.37%	2.16%	0.02%	2.18%	99.10%	0.90%
Management & Administrative	8.90%	0.44%	9.35%	0.25%	9.60%	97.35%	2.65%
General Support	7.64%	1.59%	9.23%	0.00%	9.23%	100.00%	
Patient & Client Care	28.16%	0.00%	28.16%	1.00%	29.16%	96.57%	3.43%



<b>Health Service Absence Rate - by Staff Category: Nov 2024</b>	<b>Certified absence</b>	<b>Self-certified absence</b>	<b>Non Covid-19 absence</b>	<b>Covid-19 absence</b>	<b>Total absence rate</b>	<b>% Non Covid-19 absence</b>	<b>% Covid-19 absence</b>
<b>Tallaght University Hospital</b>	<b>4.01%</b>	<b>0.66%</b>	<b>4.67%</b>	<b>0.60%</b>	<b>5.27%</b>	<b>88.59%</b>	<b>11.41%</b>
Medical & Dental	1.13%	0.58%	1.70%	0.02%	1.73%	98.80%	1.20%
Nursing & Midwifery	4.33%	0.83%	5.16%	0.67%	5.83%	88.52%	11.48%
Health & Social Care Professionals	5.01%	0.54%	5.55%	0.51%	6.05%	91.60%	8.40%
Management & Administrative	4.70%	0.47%	5.16%	0.90%	6.06%	85.19%	14.81%
General Support	4.57%	0.64%	5.21%	0.80%	6.01%	86.73%	13.27%
Patient & Client Care	4.10%	0.59%	4.69%	0.70%	5.39%	87.00%	13.00%

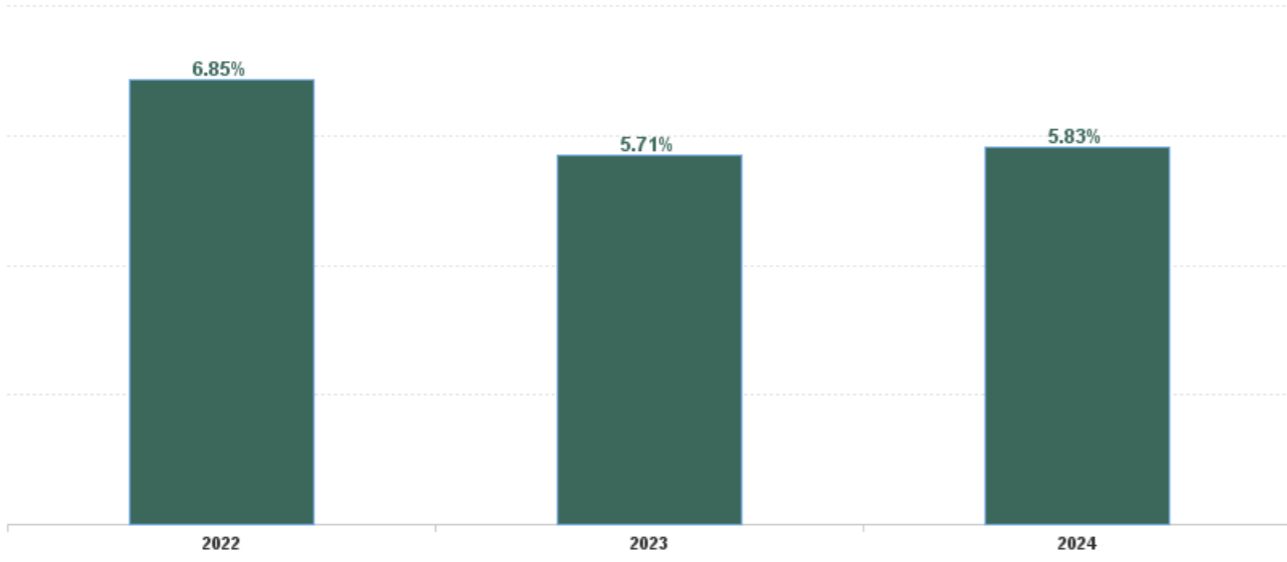
Year / Month	Certified absence	Self-certified absence	Non Covid-19 absence	Covid-19 absence	Total absence rate	Medical & Dental	Nursing & Midwifery	Health & Social Care Professionals	Management & Administrative	General Support	Patient & Client Care
Nov 2024	4.57%	0.79%	5.36%	0.32%	5.68%	1.44%	6.53%	4.18%	5.84%	7.17%	8.83%
Oct 2024	4.65%	0.76%	5.41%	0.42%	5.82%	1.62%	6.33%	4.86%	6.09%	7.00%	9.44%
Sep 2024	4.48%	0.80%	5.28%	0.63%	5.91%	1.84%	6.51%	5.05%	5.52%	7.27%	9.50%
Aug 2024	4.29%	0.69%	4.99%	0.76%	5.75%	1.51%	6.10%	4.78%	6.26%	6.88%	9.47%
Jul 2024	4.59%	0.66%	5.25%	0.98%	6.23%	1.48%	6.78%	4.47%	7.12%	8.18%	9.98%
Jun 2024	4.53%	0.81%	5.34%	0.87%	6.21%	1.86%	6.83%	4.87%	6.42%	7.57%	9.33%
May 2024	4.29%	0.69%	4.98%	0.37%	5.35%	1.51%	6.19%	3.83%	5.37%	7.04%	7.85%
Apr 2024	4.25%	0.81%	5.06%	0.22%	5.28%	1.31%	5.93%	4.57%	5.15%	6.69%	7.94%
Mar 2024	4.51%	0.78%	5.30%	0.29%	5.58%	1.62%	6.52%	4.57%	5.81%	7.33%	6.94%
Feb 2024	4.63%	0.84%	5.47%	0.35%	5.82%	1.73%	6.53%	4.86%	6.16%	7.51%	7.81%
Jan 2024	4.93%	0.89%	5.81%	0.66%	6.48%	1.38%	7.36%	5.30%	6.67%	9.22%	9.01%
<b>2024</b>	<b>4.52%</b>	<b>0.77%</b>	<b>5.30%</b>	<b>0.53%</b>	<b>5.83%</b>	<b>1.57%</b>	<b>6.51%</b>	<b>4.66%</b>	<b>6.04%</b>	<b>7.45%</b>	<b>8.74%</b>
Dec 2023	4.56%	0.91%	5.47%	0.87%	6.34%	1.29%	7.27%	5.42%	6.90%	7.96%	8.34%
Nov 2023	4.44%	0.71%	5.16%	0.57%	5.73%	1.37%	6.65%	4.30%	5.82%	7.43%	8.43%
Oct 2023	4.37%	0.81%	5.18%	0.65%	5.83%	1.26%	6.88%	4.51%	6.07%	7.85%	7.97%
Sep 2023	4.34%	0.73%	5.07%	0.79%	5.86%	1.31%	7.23%	4.76%	5.47%	7.35%	7.89%
Aug 2023	4.28%	0.74%	5.02%	0.90%	5.92%	1.20%	7.40%	4.80%	5.53%	7.30%	7.84%
Jul 2023	4.12%	0.64%	4.76%	0.40%	5.16%	1.08%	6.49%	3.87%	4.66%	7.03%	6.50%
Jun 2023	4.37%	0.62%	4.99%	0.37%	5.36%	1.36%	6.60%	4.24%	5.00%	6.73%	6.93%
May 2023	4.18%	0.61%	4.79%	0.62%	5.41%	1.31%	6.63%	4.47%	5.23%	6.66%	6.94%
Apr 2023	3.93%	0.72%	4.65%	0.60%	5.25%	1.38%	6.57%	4.04%	4.51%	7.43%	6.34%
Mar 2023	4.19%	0.91%	5.11%	0.71%	5.82%	1.41%	6.90%	5.17%	5.07%	8.29%	7.88%
Feb 2023	4.06%	0.75%	4.81%	0.61%	5.42%	1.34%	6.41%	4.66%	5.00%	8.21%	6.65%
Jan 2023	4.58%	0.79%	5.37%	0.90%	6.26%	1.39%	7.57%	4.94%	5.96%	8.64%	8.00%
<b>2023</b>	<b>4.29%</b>	<b>0.75%</b>	<b>5.04%</b>	<b>0.67%</b>	<b>5.71%</b>	<b>1.31%</b>	<b>6.89%</b>	<b>4.60%</b>	<b>5.44%</b>	<b>7.59%</b>	<b>7.49%</b>
Dec 2022	5.81%	1.12%	6.93%	1.48%	8.41%	2.26%	10.28%	7.31%	8.42%	9.72%	9.99%
Nov 2022	4.51%	0.81%	5.32%	0.76%	6.08%	1.43%	7.01%	4.89%	5.97%	9.09%	8.27%
Oct 2022	4.38%	0.77%	5.15%	0.74%	5.89%	1.74%	6.70%	4.73%	5.41%	8.68%	7.96%
Sep 2022	4.40%	0.71%	5.12%	0.60%	5.71%	1.40%	6.95%	4.34%	5.16%	7.51%	8.24%
Aug 2022	3.97%	0.57%	4.53%	0.62%	5.16%	1.18%	6.19%	3.77%	4.65%	7.55%	7.51%
Jul 2022	4.16%	0.59%	4.75%	1.60%	6.36%	1.50%	7.56%	5.24%	4.83%	8.46%	9.61%
Jun 2022	3.76%	0.62%	4.38%	1.92%	6.30%	1.48%	7.77%	5.41%	5.77%	8.01%	7.85%
May 2022	3.70%	0.69%	4.39%	0.97%	5.36%	1.29%	6.49%	4.48%	4.52%	6.28%	8.16%
Apr 2022	4.05%	0.60%	4.65%	2.42%	7.07%	2.05%	8.65%	5.15%	6.46%	9.49%	9.69%
Mar 2022	4.02%	0.62%	4.64%	4.71%	9.35%	3.36%	11.62%	8.62%	7.83%	10.53%	11.85%
Feb 2022	3.74%	0.55%	4.29%	3.59%	7.88%	2.95%	9.29%	7.01%	7.11%	9.15%	10.58%
Jan 2022	3.46%	0.44%	3.91%	4.76%	8.66%	2.32%	9.80%	7.32%	9.28%	9.85%	12.64%
<b>2022</b>	<b>4.16%</b>	<b>0.67%</b>	<b>4.83%</b>	<b>2.02%</b>	<b>6.85%</b>	<b>1.91%</b>	<b>8.19%</b>	<b>5.71%</b>	<b>6.28%</b>	<b>8.67%</b>	<b>9.34%</b>
Dec 2021	4.67%	0.61%	5.28%	2.59%	7.87%	2.34%	8.55%	7.34%	8.46%	8.34%	12.32%
Nov 2021	4.29%	0.90%	5.19%	2.49%	7.68%	2.00%	8.29%	7.03%	8.00%	10.45%	11.28%
Oct 2021	4.07%	0.68%	4.74%	1.77%	6.51%	1.68%	7.20%	5.77%	6.76%	7.38%	10.08%
Sep 2021	3.76%	0.56%	4.32%	1.30%	5.62%	1.52%	6.46%	4.26%	5.13%	6.63%	9.89%
Aug 2021	3.79%	0.51%	4.29%	1.36%	5.65%	1.35%	6.36%	4.19%	5.62%	6.25%	10.09%
Jul 2021	3.48%	0.50%	3.98%	0.91%	4.89%	0.78%	5.85%	3.86%	4.27%	5.36%	8.42%
Jun 2021	3.49%	0.47%	3.95%	0.69%	4.64%	0.63%	5.60%	3.60%	3.70%	5.39%	8.36%
May 2021	3.07%	0.48%	3.55%	0.80%	4.34%	0.41%	5.09%	3.50%	4.24%	5.13%	7.09%
Apr 2021	3.26%	0.44%	3.69%	1.00%	4.70%	0.87%	5.56%	3.41%	3.82%	5.95%	8.30%

Mar 2021	3.31%	0.40%	3.71%	1.24%	4.95%	0.68%	5.61%	3.66%	4.23%	7.86%	8.51%
Feb 2021	3.43%	0.53%	3.96%	2.43%	6.39%	1.50%	6.93%	4.49%	6.01%	9.94%	10.97%
Jan 2021	3.60%	0.54%	4.14%	4.52%	8.66%	2.95%	9.96%	6.38%	7.65%	12.06%	12.43%
<b>2021</b>	<b>3.68%</b>	<b>0.55%</b>	<b>4.23%</b>	<b>1.75%</b>	<b>5.98%</b>	<b>1.39%</b>	<b>6.78%</b>	<b>4.80%</b>	<b>5.66%</b>	<b>7.52%</b>	<b>9.81%</b>

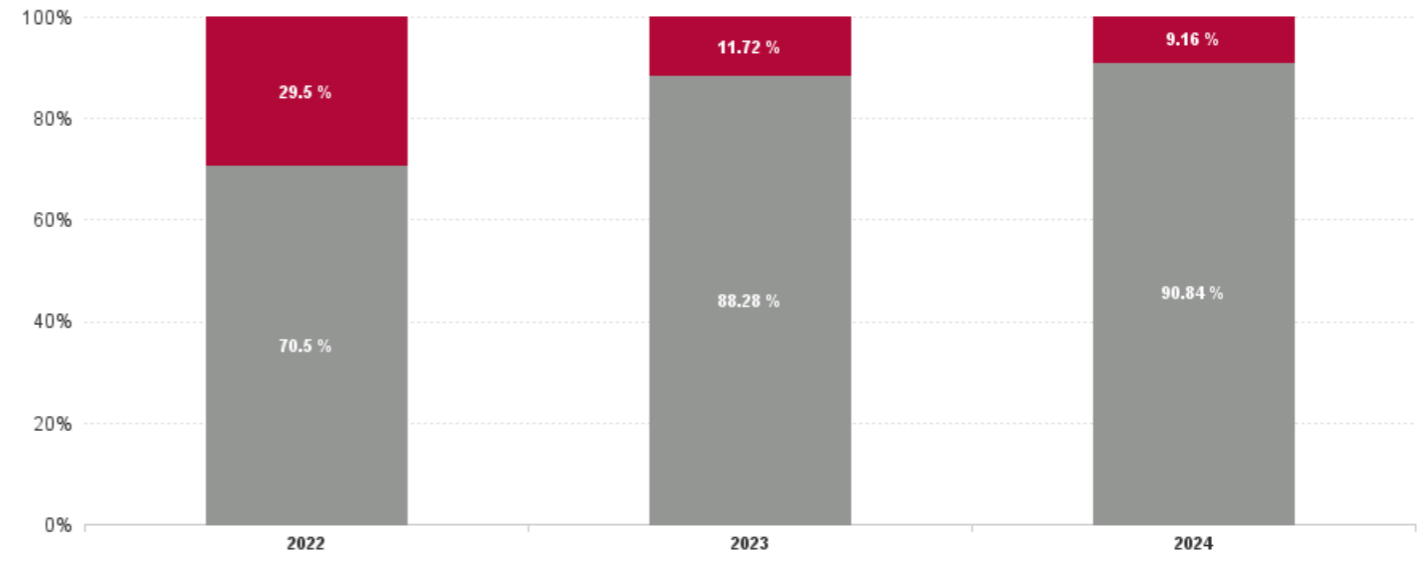
Year / Month	Certified absence	Self-certified absence	Non Covid-19 absence	Covid-19 absence	Total absence rate	Coombe Women & Infants University Hospital	DMHG HQ	MRH Mullingar	MRH Portlaoise	MRH Tullamore	Naas General	St. James's	St. Luke's Rathgar	Tallaght University Hospital	Dublin Midlands Hospital Group
Nov 2024	4.57%	0.79%	5.36%	0.32%	5.68%	3.70%	1.05%	7.81%	6.58%	8.31%	6.38%	5.04%	5.61%	5.27%	5.68%
Oct 2024	4.65%	0.76%	5.41%	0.42%	5.82%	4.16%	1.05%	8.23%	7.03%	8.59%	6.27%	5.10%	5.50%	5.27%	5.82%
Sep 2024	4.48%	0.80%	5.28%	0.63%	5.91%	3.84%	0.84%	8.13%	7.40%	8.69%	5.90%	5.20%	5.40%	5.63%	5.91%
Aug 2024	4.29%	0.69%	4.99%	0.76%	5.75%	3.71%	2.07%	7.80%	8.13%	8.04%	5.99%	5.06%	5.19%	5.38%	5.75%
Jul 2024	4.59%	0.66%	5.25%	0.98%	6.23%	3.98%	2.19%	7.72%	7.96%	8.87%	7.26%	5.42%	5.08%	6.18%	6.23%
Jun 2024	4.53%	0.81%	5.34%	0.87%	6.21%	4.32%	1.38%	7.90%	7.69%	8.82%	6.76%	5.38%	4.47%	6.40%	6.21%
May 2024	4.29%	0.69%	4.98%	0.37%	5.35%	3.98%	0.35%	6.94%	7.35%	7.63%	5.67%	4.91%	3.13%	4.93%	5.35%
Apr 2024	4.25%	0.81%	5.06%	0.22%	5.28%	4.62%	0.00%	5.95%	5.99%	7.33%	5.19%	5.11%	3.32%	5.02%	5.28%
Mar 2024	4.51%	0.78%	5.30%	0.29%	5.58%	4.11%		5.66%	7.15%	7.54%	6.19%	5.37%	3.95%	5.29%	5.58%
Feb 2024	4.63%	0.84%	5.47%	0.35%	5.82%	4.57%		6.20%	7.39%	8.16%	6.66%	5.38%	5.04%	5.29%	5.82%
Jan 2024	4.93%	0.89%	5.81%	0.66%	6.48%	5.56%		7.42%	7.81%	9.87%	6.37%	5.77%	4.98%	6.06%	6.48%
<b>2024</b>	<b>4.52%</b>	<b>0.77%</b>	<b>5.30%</b>	<b>0.53%</b>	<b>5.83%</b>	<b>4.22%</b>	<b>1.10%</b>	<b>7.25%</b>	<b>7.32%</b>	<b>8.35%</b>	<b>6.24%</b>	<b>5.25%</b>	<b>4.70%</b>	<b>5.52%</b>	<b>5.83%</b>
Dec 2023	4.56%	0.91%	5.47%	0.87%	6.34%	4.31%		6.73%	7.07%	9.24%	6.54%	6.01%	5.09%	6.21%	6.34%
Nov 2023	4.44%	0.71%	5.16%	0.57%	5.73%	3.80%		6.17%	7.12%	8.04%	5.88%	5.11%	4.90%	5.89%	5.73%
Oct 2023	4.37%	0.81%	5.18%	0.65%	5.83%	4.66%		6.17%	6.79%	7.93%	6.72%	4.86%	5.59%	6.20%	5.83%
Sep 2023	4.34%	0.73%	5.07%	0.79%	5.86%	4.54%		6.70%	6.94%	7.30%	6.68%	5.37%	4.88%	5.83%	5.86%
Aug 2023	4.28%	0.74%	5.02%	0.90%	5.92%	4.86%		8.58%	6.36%	7.78%	6.78%	5.23%	3.92%	5.70%	5.92%
Jul 2023	4.12%	0.64%	4.76%	0.40%	5.16%	4.43%		6.67%	6.04%	6.62%	6.01%	4.70%	4.72%	4.64%	5.16%
Jun 2023	4.37%	0.62%	4.99%	0.37%	5.36%			5.90%	6.62%	6.47%	5.89%	4.86%	3.87%	5.30%	5.36%
May 2023	4.18%	0.61%	4.79%	0.62%	5.41%			5.91%	5.76%	6.86%	6.07%	4.66%	4.16%	5.73%	5.41%
Apr 2023	3.93%	0.72%	4.65%	0.60%	5.25%	3.87%		5.61%	6.44%	6.90%	5.73%	4.60%	4.23%	5.84%	5.25%
Mar 2023	4.19%	0.91%	5.11%	0.71%	5.82%	5.81%		6.18%	8.24%	7.08%	6.28%	4.84%	4.76%	6.11%	5.82%
Feb 2023	4.06%	0.75%	4.81%	0.61%	5.42%	4.66%		5.55%	6.79%	6.39%	5.62%	4.77%	4.35%	6.04%	5.42%
Jan 2023	4.58%	0.79%	5.37%	0.90%	6.26%	4.96%		6.74%	7.62%	7.22%	7.33%	5.51%	5.38%	6.81%	6.26%
<b>2023</b>	<b>4.29%</b>	<b>0.75%</b>	<b>5.04%</b>	<b>0.67%</b>	<b>5.71%</b>	<b>4.58%</b>		<b>6.42%</b>	<b>6.82%</b>	<b>7.33%</b>	<b>6.30%</b>	<b>5.04%</b>	<b>4.65%</b>	<b>5.86%</b>	<b>5.71%</b>
Dec 2022	5.81%	1.12%	6.93%	1.48%	8.41%	6.19%		8.49%	8.55%	9.16%	7.12%	7.33%	5.28%	11.71%	8.41%
Nov 2022	4.51%	0.81%	5.32%	0.76%	6.08%	5.42%		7.11%	7.20%	7.66%	6.33%	5.38%	7.89%	5.62%	6.08%
Oct 2022	4.38%	0.77%	5.15%	0.74%	5.89%	4.82%		7.03%	7.30%	8.67%	5.62%	5.00%	5.88%	5.83%	5.89%
Sep 2022	4.40%	0.71%	5.12%	0.60%	5.71%	4.13%		6.79%	7.55%	8.65%	5.29%	4.99%	5.04%	5.74%	5.71%
Aug 2022	3.97%	0.57%	4.53%	0.62%	5.16%	4.48%		7.49%	6.99%	9.10%	5.67%	3.84%	4.36%	4.94%	5.16%
Jul 2022	4.16%	0.59%	4.75%	1.60%	6.36%	5.51%		8.01%	9.07%	10.39%	7.92%	5.19%	7.08%	5.40%	6.36%
Jun 2022	3.76%	0.62%	4.38%	1.92%	6.30%	6.12%		7.31%	8.24%	9.34%	8.04%	4.49%	5.83%	7.21%	6.30%
May 2022	3.70%	0.69%	4.39%	0.97%	5.36%	6.08%		6.35%	7.06%	8.53%	6.44%	3.62%	4.61%	5.99%	5.36%
Apr 2022	4.05%	0.60%	4.65%	2.42%	7.07%	6.78%		7.92%	10.65%	10.46%	8.87%	5.12%	6.08%	7.66%	7.07%
Mar 2022	4.02%	0.62%	4.64%	4.71%	9.35%	7.07%		11.04%	13.65%	13.64%	12.39%	7.10%	8.81%	10.02%	9.35%
Feb 2022	3.74%	0.55%	4.29%	3.59%	7.88%	6.74%		8.68%	9.35%	10.54%	8.78%	6.47%	8.05%	8.80%	7.88%
Jan 2022	3.46%	0.44%	3.91%	4.76%	8.66%	2.31%		10.52%	10.97%	12.13%	10.05%	8.06%	5.93%	9.48%	8.66%
<b>2022</b>	<b>4.16%</b>	<b>0.67%</b>	<b>4.83%</b>	<b>2.02%</b>	<b>6.85%</b>	<b>5.50%</b>		<b>8.08%</b>	<b>8.89%</b>	<b>9.85%</b>	<b>7.64%</b>	<b>5.53%</b>	<b>6.23%</b>	<b>7.35%</b>	<b>6.85%</b>
Dec 2021	4.67%	0.61%	5.28%	2.59%	7.87%	6.00%		8.88%	9.14%	10.79%	8.80%	5.10%	6.76%	11.67%	7.87%
Nov 2021	4.29%	0.90%	5.19%	2.49%	7.68%	9.57%		9.25%	8.86%	10.78%	9.39%	5.62%	7.47%	8.17%	7.68%
Oct 2021	4.07%	0.68%	4.74%	1.77%	6.51%	6.57%		7.38%	7.77%	9.99%	8.54%	4.79%	5.46%	7.38%	6.51%
Sep 2021	3.76%	0.56%	4.32%	1.30%	5.62%	5.96%		5.81%	6.61%	8.91%	6.86%	4.19%	4.88%	6.22%	5.62%
Aug 2021	3.79%	0.51%	4.29%	1.36%	5.65%	5.86%		7.38%	7.09%	8.14%	5.59%	4.26%	6.48%	6.07%	5.65%
Jul 2021	3.48%	0.50%	3.98%	0.91%	4.89%	4.60%		5.49%	6.55%	7.59%	6.63%	3.79%	3.00%	5.33%	4.89%
Jun 2021	3.49%	0.47%	3.95%	0.69%	4.64%	5.47%		4.56%	6.66%	7.73%	7.13%	3.27%	4.00%	4.60%	4.64%
May 2021	3.07%	0.48%	3.55%	0.80%	4.34%	4.48%		4.45%	7.14%	7.19%	6.48%	2.89%	4.57%	4.33%	4.34%
Apr 2021	3.26%	0.44%	3.69%	1.00%	4.70%	5.79%		4.86%	6.95%	7.82%	6.95%	3.09%	4.21%	4.88%	4.70%

Mar 2021	3.31%	0.40%	3.71%	1.24%	4.95%	4.75%		4.97%	6.23%	8.19%	7.49%	3.42%	4.48%	5.72%	<b>4.95%</b>
Feb 2021	3.43%	0.53%	3.96%	2.43%	6.39%	6.29%		5.95%	9.26%	8.77%	9.60%	4.95%	4.86%	6.92%	<b>6.39%</b>
Jan 2021	3.60%	0.54%	4.14%	4.52%	8.66%	10.83%		7.05%	14.57%	10.31%	10.82%	7.09%	8.36%	8.42%	<b>8.66%</b>
<b>2021</b>	<b>3.68%</b>	<b>0.55%</b>	<b>4.23%</b>	<b>1.75%</b>	<b>5.98%</b>	<b>6.33%</b>		<b>6.34%</b>	<b>8.08%</b>	<b>8.86%</b>	<b>7.87%</b>	<b>4.37%</b>	<b>5.39%</b>	<b>6.64%</b>	<b>5.98%</b>

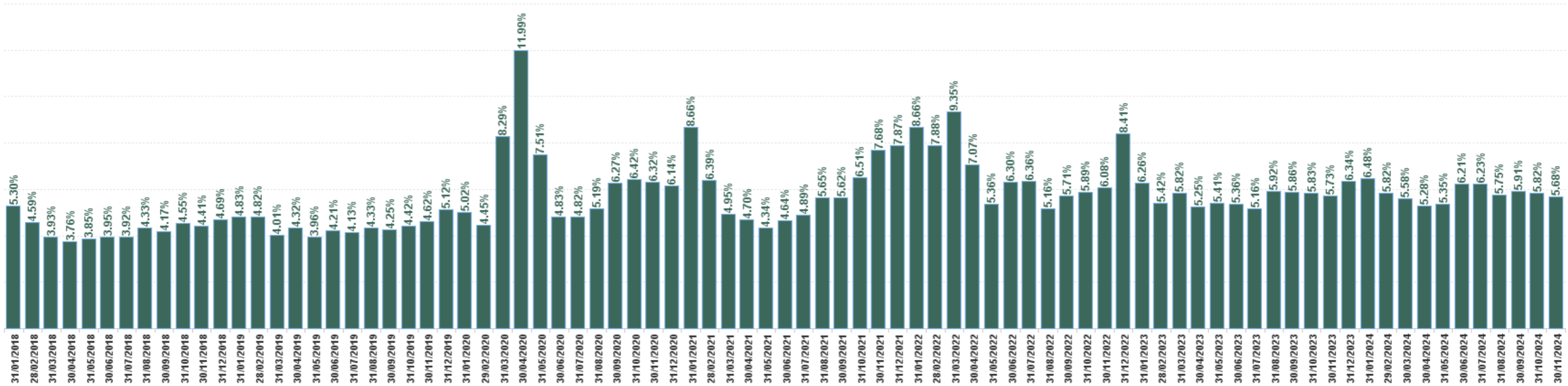
Total Absence Rate



% of Absence Non Covid-19 / Covid-19



Total Absence Rate



Year / Month	Certified absence	Self-certified absence	Non Covid-19 absence	Covid-19 absence	Total absence rate	Health Service Executive	Section 38 Hospitals	Dublin Midlands Hospital Group
Nov 2024	4.57%	0.79%	5.36%	0.32%	5.68%	7.07%	4.98%	5.68%
Oct 2024	4.65%	0.76%	5.41%	0.42%	5.82%	7.28%	5.06%	5.82%
Sep 2024	4.48%	0.80%	5.28%	0.63%	5.91%	7.26%	5.20%	5.91%
Aug 2024	4.29%	0.69%	4.99%	0.76%	5.75%	7.15%	5.02%	5.75%
Jul 2024	4.59%	0.66%	5.25%	0.98%	6.23%	7.58%	5.54%	6.23%
Jun 2024	4.53%	0.81%	5.34%	0.87%	6.21%	7.38%	5.62%	6.21%
May 2024	4.29%	0.69%	4.98%	0.37%	5.35%	6.38%	4.82%	5.35%
Apr 2024	4.25%	0.81%	5.06%	0.22%	5.28%	5.77%	5.03%	5.28%
Mar 2024	4.51%	0.78%	5.30%	0.29%	5.58%	6.33%	5.19%	5.58%
Feb 2024	4.63%	0.84%	5.47%	0.35%	5.82%	6.92%	5.25%	5.82%
Jan 2024	4.93%	0.89%	5.81%	0.66%	6.48%	7.65%	5.86%	6.48%
<b>2024</b>	<b>4.52%</b>	<b>0.77%</b>	<b>5.30%</b>	<b>0.53%</b>	<b>5.83%</b>	<b>6.98%</b>	<b>5.23%</b>	<b>5.83%</b>
Dec 2023	4.56%	0.91%	5.47%	0.87%	6.34%	7.22%	5.88%	6.34%
Nov 2023	4.44%	0.71%	5.16%	0.57%	5.73%	6.63%	5.25%	5.73%
Oct 2023	4.37%	0.81%	5.18%	0.65%	5.83%	6.79%	5.30%	5.83%
Sep 2023	4.34%	0.73%	5.07%	0.79%	5.86%	6.67%	5.44%	5.86%
Aug 2023	4.28%	0.74%	5.02%	0.90%	5.92%	6.98%	5.35%	5.92%
Jul 2023	4.12%	0.64%	4.76%	0.40%	5.16%	6.15%	4.65%	5.16%
Jun 2023	4.37%	0.62%	4.99%	0.37%	5.36%	5.90%	5.03%	5.36%
May 2023	4.18%	0.61%	4.79%	0.62%	5.41%	5.94%	5.09%	5.41%
Apr 2023	3.93%	0.72%	4.65%	0.60%	5.25%	5.94%	4.91%	5.25%
Mar 2023	4.19%	0.91%	5.11%	0.71%	5.82%	6.59%	5.40%	5.82%
Feb 2023	4.06%	0.75%	4.81%	0.61%	5.42%	5.83%	5.19%	5.42%
Jan 2023	4.58%	0.79%	5.37%	0.90%	6.26%	6.95%	5.90%	6.26%
<b>2023</b>	<b>4.29%</b>	<b>0.75%</b>	<b>5.04%</b>	<b>0.67%</b>	<b>5.71%</b>	<b>6.48%</b>	<b>5.29%</b>	<b>5.71%</b>
Dec 2022	5.81%	1.12%	6.93%	1.48%	8.41%	7.95%	8.66%	8.41%
Nov 2022	4.51%	0.81%	5.32%	0.76%	6.08%	7.22%	5.47%	6.08%
Oct 2022	4.38%	0.77%	5.15%	0.74%	5.89%	7.07%	5.26%	5.89%
Sep 2022	4.40%	0.71%	5.12%	0.60%	5.71%	6.85%	5.12%	5.71%
Aug 2022	3.97%	0.57%	4.53%	0.62%	5.16%	7.01%	4.26%	5.16%

Jul 2022	4.16%	0.59%	4.75%	1.60%	6.36%	8.65%	5.30%	<b>6.36%</b>
Jun 2022	3.76%	0.62%	4.38%	1.92%	6.30%	7.94%	5.51%	<b>6.30%</b>
May 2022	3.70%	0.69%	4.39%	0.97%	5.36%	6.81%	4.65%	<b>5.36%</b>
Apr 2022	4.05%	0.60%	4.65%	2.42%	7.07%	8.96%	6.14%	<b>7.07%</b>
Mar 2022	4.02%	0.62%	4.64%	4.71%	9.35%	12.09%	8.00%	<b>9.35%</b>
Feb 2022	3.74%	0.55%	4.29%	3.59%	7.88%	9.21%	7.23%	<b>7.88%</b>
Jan 2022	3.46%	0.44%	3.91%	4.76%	8.66%	10.30%	7.85%	<b>8.66%</b>
<b>2022</b>	<b>4.16%</b>	<b>0.67%</b>	<b>4.83%</b>	<b>2.02%</b>	<b>6.85%</b>	<b>8.34%</b>	<b>6.11%</b>	<b>6.85%</b>
Dec 2021	4.67%	0.61%	5.28%	2.59%	7.87%	9.09%	7.26%	<b>7.87%</b>
Nov 2021	4.29%	0.90%	5.19%	2.49%	7.68%	9.35%	6.87%	<b>7.68%</b>
Oct 2021	4.07%	0.68%	4.74%	1.77%	6.51%	8.03%	5.79%	<b>6.51%</b>
Sep 2021	3.76%	0.56%	4.32%	1.30%	5.62%	6.80%	5.04%	<b>5.62%</b>
Aug 2021	3.79%	0.51%	4.29%	1.36%	5.65%	7.07%	4.99%	<b>5.65%</b>
Jul 2021	3.48%	0.50%	3.98%	0.91%	4.89%	6.05%	4.35%	<b>4.89%</b>
Jun 2021	3.49%	0.47%	3.95%	0.69%	4.64%	6.16%	3.93%	<b>4.64%</b>
May 2021	3.07%	0.48%	3.55%	0.80%	4.34%	6.04%	3.54%	<b>4.34%</b>
Apr 2021	3.26%	0.44%	3.69%	1.00%	4.70%	6.29%	3.95%	<b>4.70%</b>
Mar 2021	3.31%	0.40%	3.71%	1.24%	4.95%	6.41%	4.26%	<b>4.95%</b>

Total Absence Rate

