

# Disabilities Employment Report : MAY 2024

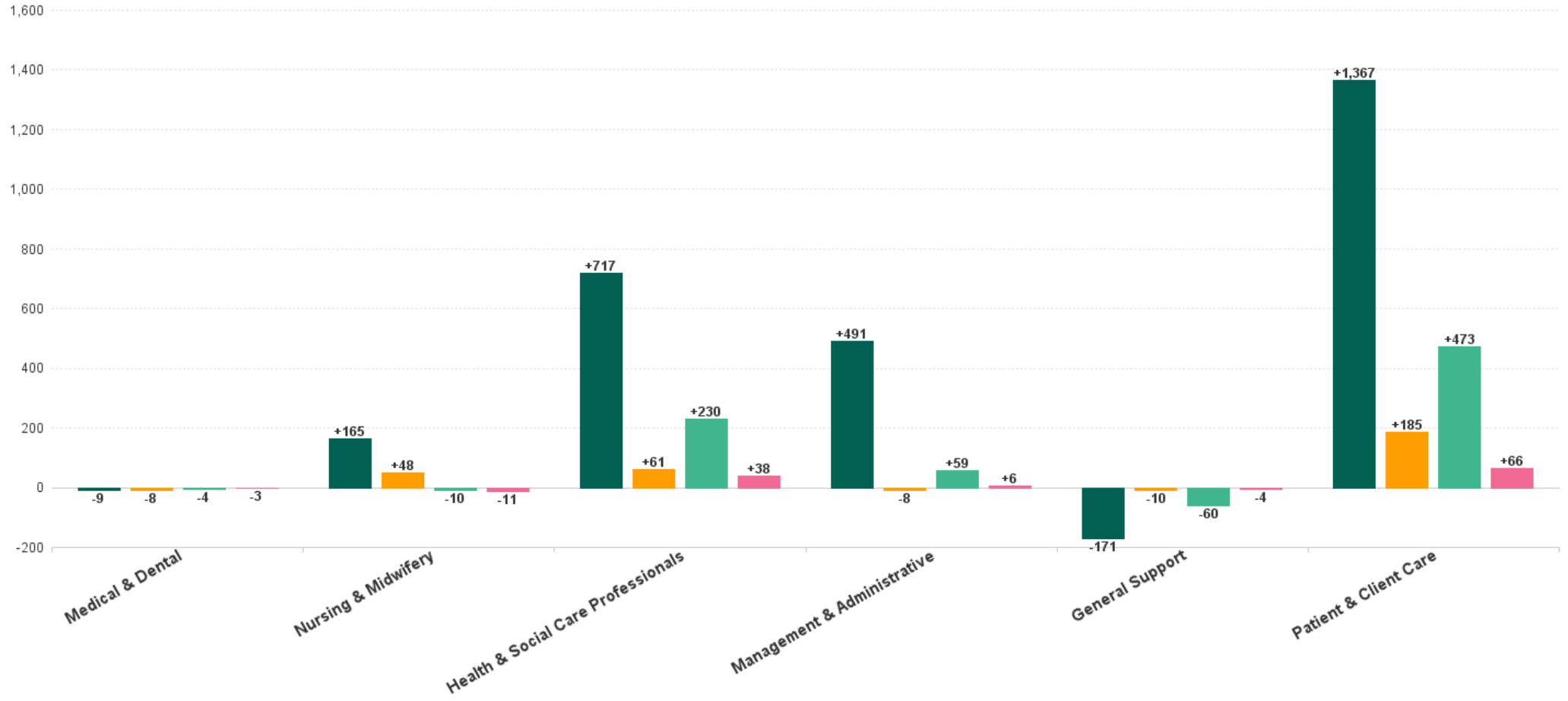
## Employment Report by Staff Group

| MAY 2024  | WTE DEC 2019  | WTE DEC 2022  | WTE DEC 2023  | WTE APR 2024  | WTE MAY 2024  | WTE Change 2023 | WTE Change 2024 | WTE Change APR 2024 | WTE Change Dec 2022 to MAY 2024 | WTE Change Dec 2019 to MAY 2024 | % WTE Change Dec 2022 to MAY 2024 | No. MAY 2024  |
|---|---------------|---------------|---------------|---------------|---------------|-----------------|-----------------|---------------------|---------------------------------|---------------------------------|-----------------------------------|---------------|
| <b>Overall</b>                                  | <b>18,273</b> | <b>19,903</b> | <b>20,565</b> | <b>20,741</b> | <b>20,833</b> | <b>+662</b>     | <b>+268</b>     | <b>+92</b>          | <b>+930</b>                     | <b>+2,561</b>                   | <b>+4.67%</b>                     | <b>24,610</b> |
| Consultants                                     | 24            | 18            | 22            | 19            | 18            | +4              | -4              | -1                  | -0                              | -6                              | -0.49%                            | 24            |
| Registrars                                      | 13            | 10            | 9             | 10            | 9             | -1              | -0              | -1                  | -1                              | -4                              | -11.52%                           | 10            |
| SHO/ Interns                                    | 7             | 9             | 14            | 12            | 11            | +5              | -3              | -1                  | +2                              | +4                              | +23.15%                           | 12            |
| Medical/ Dental, other                          | 14            | 13            | 12            | 11            | 11            | -1              | -1              | -0                  | -2                              | -4                              | -16.78%                           | 17            |
| <b>Medical &amp; Dental</b>                     | <b>58</b>     | <b>50</b>     | <b>57</b>     | <b>52</b>     | <b>49</b>     | <b>+7</b>       | <b>-8</b>       | <b>-3</b>           | <b>-1</b>                       | <b>-9</b>                       | <b>-2.67%</b>                     | <b>63</b>     |
| Nurse/ Midwife Manager                          | 892           | 959           | 968           | 963           | 966           | +9              | -2              | +2                  | +7                              | +74                             | +0.68%                            | 1,039         |
| Nurse/ Midwife Specialist & AN/MP               | 62            | 70            | 80            | 76            | 78            | +10             | -2              | +1                  | +8                              | +16                             | +11.41%                           | 85            |
| Staff Nurse/ Staff Midwife                      | 2,569         | 2,618         | 2,594         | 2,616         | 2,605         | -24             | +11             | -11                 | -13                             | +36                             | -0.49%                            | 2,987         |
| Public Health Nurse                             | 6             | 12            | 11            | 11            | 10            | -1              | -0              | -1                  | -1                              | +4                              | -10.80%                           | 13            |
| <i>Pre-registration Nurse/ Midwife Intern</i>   | 28            | 7             | 27            | 75            | 74            | +20             | +47             | -1                  | +67                             | +46                             | +953.25%                          | 154           |
| <i>Nursing/ Midwifery awaiting registration</i> | 14            | 4             | 4             | 1             |               | +0              | -4              | -1                  | -4                              | -14                             | -100.00%                          |               |
| Nursing/ Midwifery Student                      | 42            | 11            | 31            | 76            | 74            | +21             | +43             | -2                  | +64                             | +32                             | +586.95%                          | 154           |
| Nursing/ Midwifery other                        | 22            | 28            | 27            | 26            | 25            | -1              | -2              | -1                  | -3                              | +3                              | -9.44%                            | 28            |
| <b>Nursing &amp; Midwifery</b>                  | <b>3,593</b>  | <b>3,697</b>  | <b>3,710</b>  | <b>3,769</b>  | <b>3,758</b>  | <b>+13</b>      | <b>+48</b>      | <b>-11</b>          | <b>+61</b>                      | <b>+165</b>                     | <b>+1.66%</b>                     | <b>4,306</b>  |
| <i>Speech &amp; Language Therapists</i>         | 292           | 273           | 283           | 293           | 297           | +11             | +13             | +4                  | +24                             | +5                              | +8.85%                            | 346           |
| <i>Physiotherapists</i>                         | 189           | 193           | 204           | 205           | 208           | +11             | +4              | +3                  | +15                             | +19                             | +7.66%                            | 244           |
| <i>Occupational Therapists</i>                  | 263           | 304           | 327           | 317           | 330           | +23             | +3              | +13                 | +26                             | +67                             | +8.55%                            | 372           |
| <i>Dietitians</i>                               | 18            | 20            | 28            | 29            | 29            | +8              | +1              | -0                  | +9                              | +10                             | +41.87%                           | 34            |
| Therapy Professions                             | 763           | 790           | 843           | 844           | 864           | +53             | +21             | +19                 | +73                             | +101                            | +9.30%                            | 996           |
| Health Science/ Diagnostics                     | 20            | 21            | 22            | 22            | 22            | +0              | +0              | +0                  | +1                              | +2                              | +3.33%                            | 22            |
| Social Care                                     | 2,595         | 3,055         | 3,107         | 3,126         | 3,141         | +53             | +34             | +16                 | +87                             | +546                            | +2.83%                            | 3,677         |
| Social Workers                                  | 219           | 239           | 255           | 262           | 263           | +16             | +8              | +0                  | +24                             | +44                             | +9.85%                            | 297           |
| Psychologists                                   | 202           | 239           | 243           | 241           | 244           | +4              | +1              | +2                  | +5                              | +42                             | +2.06%                            | 273           |
| Pharmacy  | 7             | 8             | 8             | 8             | 8             | +0              | -1              | -0                  | -1                              | +1                              | -6.60%                            | 10            |
| H&SC, Other                                     | 85            | 68            | 68            | 67            | 67            | +0              | -2              | -0                  | -2                              | -18                             | -2.34%                            | 83            |
| <b>Health &amp; Social Care Professionals</b>   | <b>3,890</b>  | <b>4,421</b>  | <b>4,547</b>  | <b>4,570</b>  | <b>4,608</b>  | <b>+126</b>     | <b>+61</b>      | <b>+38</b>          | <b>+187</b>                     | <b>+717</b>                     | <b>+4.23%</b>                     | <b>5,358</b>  |
| Management (VIII & above)                       | 180           | 236           | 238           | 226           | 230           | +2              | -8              | +4                  | -6                              | +50                             | -2.64%                            | 238           |
| Administrative/ Supervisory (V to VII)          | 477           | 665           | 776           | 787           | 794           | +110            | +18             | +7                  | +129                            | +316                            | +19.36%                           | 838           |
| Clerical (III & IV)                             | 660           | 744           | 804           | 790           | 785           | +60             | -19             | -4                  | +42                             | +125                            | +5.59%                            | 921           |
| <b>Management &amp; Administrative</b>          | <b>1,317</b>  | <b>1,645</b>  | <b>1,817</b>  | <b>1,803</b>  | <b>1,809</b>  | <b>+172</b>     | <b>-8</b>       | <b>+6</b>           | <b>+164</b>                     | <b>+491</b>                     | <b>+9.98%</b>                     | <b>1,997</b>  |
| Support   | 733           | 624           | 552           | 552           | 548           | -71             | -4              | -4                  | -76                             | -185                            | -12.16%                           | 769           |
| Maintenance/ Technical                          | 124           | 126           | 144           | 138           | 139           | +19             | -6              | +0                  | +13                             | +14                             | +10.24%                           | 149           |
| <b>General Support</b>                          | <b>857</b>    | <b>750</b>    | <b>697</b>    | <b>691</b>    | <b>687</b>    | <b>-53</b>      | <b>-10</b>      | <b>-4</b>           | <b>-63</b>                      | <b>-171</b>                     | <b>-8.40%</b>                     | <b>918</b>    |
| Health Care Assistants                          | 6,818         | 7,495         | 7,879         | 7,964         | 8,038         | +384            | +160            | +74                 | +544                            | +1,220                          | +7.25%                            | 9,643         |
| Home Help                                       | 99            | 80            | 68            | 67            | 66            | -12             | -2              | -1                  | -14                             | -33                             | -17.01%                           | 190           |
| Care, other                                     | 1,638         | 1,766         | 1,791         | 1,825         | 1,818         | +25             | +27             | -8                  | +52                             | +179                            | +2.93%                            | 2,135         |
| <b>Patient &amp; Client Care</b>                | <b>8,556</b>  | <b>9,341</b>  | <b>9,738</b>  | <b>9,857</b>  | <b>9,923</b>  | <b>+397</b>     | <b>+185</b>     | <b>+66</b>          | <b>+582</b>                     | <b>+1,367</b>                   | <b>+6.23%</b>                     | <b>11,968</b> |



# WTE Change by Staff Category

■ WTE change since DEC 2019 
 ■ WTE change since DEC 2023 
 ■ WTE change since MAY 2023 
 ■ WTE change since APR 2024

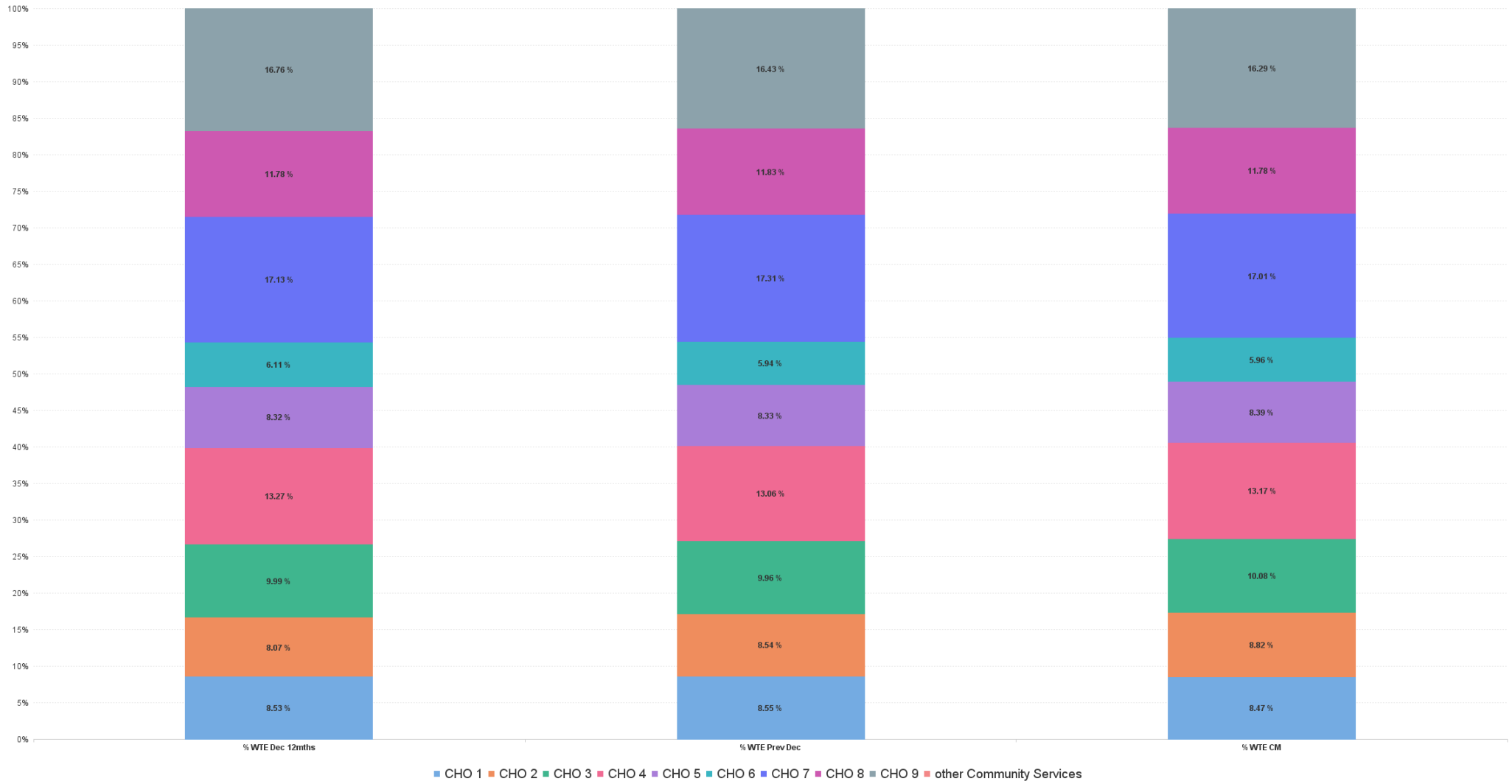


## Disabilities Report by CHO: MAY 2024

| MAY 2024                 | WTE DEC 2019  | WTE DEC 2022  | WTE DEC 2023  | WTE APR 2024  | WTE MAY 2024  | WTE Change 2023 | WTE Change 2024 | WTE Change APR 2024 | WTE Change Dec 2022 to MAY 2024 | WTE Change Dec 2019 to MAY 2024 | % WTE Change Dec 2022 to MAY 2024 | No. MAY 2024  |
|--------------------------|---------------|---------------|---------------|---------------|---------------|-----------------|-----------------|---------------------|---------------------------------|---------------------------------|-----------------------------------|---------------|
| <b>Overall</b>           | <b>18,273</b> | <b>19,903</b> | <b>20,565</b> | <b>20,741</b> | <b>20,833</b> | <b>+662</b>     | <b>+268</b>     | <b>+92</b>          | <b>+930</b>                     | <b>+2,561</b>                   | <b>4.67%</b>                      | <b>24,610</b> |
| CHO 1                    | 1,498         | 1,698         | 1,758         | 1,771         | 1,766         | +60             | +7              | -5                  | +68                             | +267                            | 3.98%                             | 1,964         |
| CHO 2                    | 1,497         | 1,607         | 1,757         | 1,825         | 1,838         | +150            | +81             | +14                 | +231                            | +341                            | 14.39%                            | 2,251         |
| CHO 3                    | 1,823         | 1,989         | 2,048         | 2,091         | 2,100         | +60             | +52             | +9                  | +112                            | +277                            | 5.62%                             | 2,500         |
| CHO 4                    | 2,425         | 2,640         | 2,686         | 2,703         | 2,743         | +46             | +56             | +40                 | +102                            | +318                            | 3.88%                             | 3,242         |
| CHO 5                    | 1,488         | 1,656         | 1,713         | 1,732         | 1,747         | +57             | +34             | +15                 | +91                             | +259                            | 5.49%                             | 2,046         |
| CHO 6                    | 1,198         | 1,216         | 1,222         | 1,238         | 1,241         | +6              | +19             | +3                  | +25                             | +44                             | 2.06%                             | 1,435         |
| CHO 7                    | 2,982         | 3,410         | 3,561         | 3,523         | 3,543         | +151            | -18             | +20                 | +133                            | +561                            | 3.91%                             | 4,171         |
| CHO 8                    | 2,162         | 2,345         | 2,432         | 2,450         | 2,455         | +87             | +23             | +5                  | +109                            | +293                            | 4.66%                             | 2,979         |
| CHO 9                    | 3,194         | 3,336         | 3,380         | 3,402         | 3,393         | +44             | +14             | -9                  | +57                             | +200                            | 1.72%                             | 4,015         |
| other Community Services | 6             | 6             | 7             | 7             | 7             | +1              | -0              | -0                  | +1                              | +1                              | 16.86%                            | 7             |



### % Total by CHO



# Disabilities Employment Report by HSE/S38: MAY 2024

| MAY 2024                      | WTE DEC 2019  | WTE DEC 2022  | WTE DEC 2023  | WTE APR 2024  | WTE MAY 2024  | WTE Change 2023 | WTE Change 2024 | WTE Change APR 2024 | WTE Change Dec 2022 to MAY 2024 | WTE Change Dec 2019 to MAY 2024 | % WTE Change Dec 2022 to MAY 2024 | No. MAY 2024  |
|-------------------------------|---------------|---------------|---------------|---------------|---------------|-----------------|-----------------|---------------------|---------------------------------|---------------------------------|-----------------------------------|---------------|
| <b>Overall</b>                | <b>18,273</b> | <b>19,903</b> | <b>20,565</b> | <b>20,741</b> | <b>20,833</b> | <b>+662</b>     | <b>+268</b>     | <b>+92</b>          | <b>+930</b>                     | <b>+2,561</b>                   | <b>4.67%</b>                      | <b>24,610</b> |
| Health Service Executive      | 3,873         | 4,200         | 4,408         | 4,403         | 4,402         | +208            | -7              | -1                  | +202                            | +529                            | 4.80%                             | 4,978         |
| Section 38 Voluntary Agencies | 14,399        | 15,703        | 16,157        | 16,338        | 16,432        | +453            | +275            | +93                 | +728                            | +2,032                          | 4.64%                             | 19,632        |



## Disabilities Employment Report by HSE: MAY 2024

| MAY 2024                                      | WTE DEC 2019 | WTE DEC 2022 | WTE DEC 2023 | WTE APR 2024 | WTE MAY 2024 | WTE Change 2023 | WTE Change 2024 | WTE Change APR 2024 | WTE Change Dec 2022 to MAY 2024 | WTE Change Dec 2019 to MAY 2024 | % WTE Change Dec 2022 to MAY 2024 | No. MAY 2024 |
|---|--------------|--------------|--------------|--------------|--------------|-----------------|-----------------|---------------------|---------------------------------|---------------------------------|-----------------------------------|--------------|
| <b>Total HSE</b>                              | <b>3,873</b> | <b>4,200</b> | <b>4,408</b> | <b>4,403</b> | <b>4,402</b> | <b>+208</b>     | <b>-7</b>       | <b>-1</b>           | <b>+202</b>                     | <b>+529</b>                     | <b>+4.80%</b>                     | <b>4,978</b> |
| Consultants                                   | 8            | 6            | 7            | 5            | 4            | +1              | -3              | -1                  | -2                              | -4                              | -36.71%                           | 4            |
| Registrars                                    | 3            | 2            | 1            | 1            | 1            | -1              | +0              | +0                  | -1                              | -2                              | -49.49%                           | 1            |
| SHO/ Interns                                  |              | 1            | 2            | 1            | 1            | +1              | -1              | +0                  | +0                              | +1                              | +1.01%                            | 1            |
| Medical/ Dental, other                        | 6            | 6            | 5            | 5            | 5            | -1              | -0              | -0                  | -1                              | -1                              | -15.31%                           | 10           |
| <b>Medical &amp; Dental</b>                   | <b>17</b>    | <b>15</b>    | <b>15</b>    | <b>12</b>    | <b>11</b>    | <b>+0</b>       | <b>-4</b>       | <b>-1</b>           | <b>-4</b>                       | <b>-6</b>                       | <b>-26.81%</b>                    | <b>16</b>    |
| Nurse/ Midwife Manager                        | 257          | 267          | 281          | 281          | 282          | +13             | +2              | +1                  | +15                             | +26                             | +5.57%                            | 296          |
| Nurse/ Midwife Specialist & AN/MP             | 14           | 18           | 27           | 26           | 26           | +9              | -1              | -0                  | +8                              | +12                             | +42.78%                           | 27           |
| Staff Nurse/ Staff Midwife                    | 788          | 782          | 800          | 789          | 783          | +18             | -17             | -6                  | +1                              | -5                              | +0.12%                            | 861          |
| Public Health Nurse                           | 6            | 12           | 11           | 11           | 10           | -1              | -0              | -1                  | -1                              | +4                              | -10.80%                           | 13           |
| Nursing/ Midwifery awaiting registration      | 14           | 2            | 4            | 1            |              | +2              | -4              | -1                  | -2                              | -14                             | -100.00%                          |              |
| Pre-registration Nurse/ Midwife Intern        | 3            | 7            | 2            | 24           | 23           | -5              | +21             | -1                  | +16                             | +20                             | +226.17%                          | 48           |
| Nursing/ Midwifery Student                    | 17           | 9            | 6            | 25           | 23           | -3              | +17             | -2                  | +14                             | +6                              | +154.81%                          | 48           |
| Nursing/ Midwifery other                      | 8            | 8            | 9            | 9            | 9            | +1              | -0              | +0                  | +1                              | +1                              | +9.69%                            | 10           |
| <b>Nursing &amp; Midwifery</b>                | <b>1,089</b> | <b>1,096</b> | <b>1,134</b> | <b>1,141</b> | <b>1,134</b> | <b>+38</b>      | <b>-1</b>       | <b>-8</b>           | <b>+37</b>                      | <b>+45</b>                      | <b>+3.38%</b>                     | <b>1,255</b> |
| Dietitians                                    | 3            | 8            | 10           | 11           | 11           | +2              | +1              | -0                  | +3                              | +8                              | +36.57%                           | 13           |
| Occupational Therapists                       | 119          | 125          | 130          | 116          | 123          | +4              | -6              | +8                  | -2                              | +4                              | -1.65%                            | 146          |
| Physiotherapists                              | 66           | 63           | 74           | 82           | 83           | +11             | +10             | +1                  | +20                             | +18                             | +32.53%                           | 96           |
| Speech & Language Therapists                  | 142          | 125          | 136          | 135          | 138          | +11             | +2              | +3                  | +13                             | -4                              | +10.29%                           | 167          |
| Therapy Professions                           | 330          | 322          | 349          | 345          | 356          | +28             | +6              | +11                 | +34                             | +26                             | +10.66%                           | 422          |
| Health Science/ Diagnostics                   | 2            | 6            | 6            | 6            | 6            | +0              | +0              | +0                  | +0                              | +4                              | +0.67%                            | 6            |
| Social Care                                   | 89           | 109          | 128          | 135          | 136          | +19             | +8              | +0                  | +27                             | +47                             | +24.30%                           | 146          |
| Social Workers                                | 58           | 62           | 74           | 87           | 88           | +12             | +14             | +0                  | +26                             | +30                             | +41.49%                           | 97           |
| Psychologists                                 | 74           | 95           | 98           | 95           | 97           | +4              | -1              | +2                  | +2                              | +23                             | +2.36%                            | 108          |
| H&SC, Other                                   | 26           | 19           | 19           | 19           | 18           | -0              | -1              | -0                  | -1                              | -8                              | -3.96%                            | 20           |
| <b>Health &amp; Social Care Professionals</b> | <b>579</b>   | <b>612</b>   | <b>674</b>   | <b>687</b>   | <b>700</b>   | <b>+62</b>      | <b>+26</b>      | <b>+14</b>          | <b>+88</b>                      | <b>+122</b>                     | <b>+14.38%</b>                    | <b>799</b>   |
| Management (VIII & above)                     | 45           | 69           | 68           | 63           | 66           | -1              | -2              | +3                  | -3                              | +21                             | -4.13%                            | 68           |
| Administrative/ Supervisory (V to VII)        | 140          | 231          | 271          | 266          | 268          | +40             | -3              | +2                  | +37                             | +128                            | +16.24%                           | 284          |
| Clerical (III & IV)                           | 178          | 227          | 255          | 253          | 251          | +28             | -4              | -1                  | +25                             | +73                             | +10.81%                           | 282          |
| <b>Management &amp; Administrative</b>        | <b>363</b>   | <b>526</b>   | <b>594</b>   | <b>582</b>   | <b>586</b>   | <b>+68</b>      | <b>-9</b>       | <b>+4</b>           | <b>+59</b>                      | <b>+223</b>                     | <b>+11.23%</b>                    | <b>634</b>   |
| Support                                       | 87           | 67           | 63           | 61           | 59           | -5              | -4              | -2                  | -8                              | -29                             | -12.17%                           | 69           |
| Maintenance/ Technical                        | 21           | 21           | 23           | 23           | 23           | +2              | +0              | -0                  | +3                              | +2                              | +12.01%                           | 24           |
| <b>General Support</b>                        | <b>108</b>   | <b>88</b>    | <b>86</b>    | <b>84</b>    | <b>82</b>    | <b>-2</b>       | <b>-4</b>       | <b>-2</b>           | <b>-6</b>                       | <b>-26</b>                      | <b>-6.44%</b>                     | <b>93</b>    |
| Health Care Assistants                        | 1,510        | 1,616        | 1,642        | 1,637        | 1,628        | +26             | -15             | -9                  | +11                             | +118                            | +0.71%                            | 1,782        |
| Home Help                                     | 99           | 80           | 68           | 67           | 66           | -12             | -2              | -1                  | -14                             | -33                             | -17.01%                           | 190          |
| Care, other                                   | 108          | 166          | 194          | 193          | 195          | +28             | +1              | +2                  | +29                             | +87                             | +17.73%                           | 209          |
| <b>Patient &amp; Client Care</b>              | <b>1,717</b> | <b>1,862</b> | <b>1,904</b> | <b>1,897</b> | <b>1,889</b> | <b>+42</b>      | <b>-15</b>      | <b>-8</b>           | <b>+27</b>                      | <b>+172</b>                     | <b>+1.46%</b>                     | <b>2,181</b> |



## Disabilities Employment Report by S38 Hospitals: MAY 2024

| MAY 2024                                      | WTE DEC 2019  | WTE DEC 2022  | WTE DEC 2023  | WTE APR 2024  | WTE MAY 2024  | WTE Change 2023 | WTE Change 2024 | WTE Change APR 2024 | WTE Change Dec 2022 to MAY 2024 | WTE Change Dec 2019 to MAY 2024 | % WTE Change Dec 2022 to MAY 2024 | No. MAY 2024  |
|---|---------------|---------------|---------------|---------------|---------------|-----------------|-----------------|---------------------|---------------------------------|---------------------------------|-----------------------------------|---------------|
| <b>Total S38 Vols</b>                         | <b>14,399</b> | <b>15,703</b> | <b>16,157</b> | <b>16,338</b> | <b>16,432</b> | <b>+453</b>     | <b>+275</b>     | <b>+93</b>          | <b>+728</b>                     | <b>+2,032</b>                   | <b>+4.64%</b>                     | <b>19,632</b> |
| Consultants                                   | 16            | 13            | 16            | 15            | 15            | +3              | -1              | -0                  | +2                              | -2                              | +15.06%                           | 20            |
| Registrars                                    | 10            | 8             | 8             | 9             | 8             | -0              | -0              | -1                  | -0                              | -2                              | -2.13%                            | 9             |
| SHO/ Interns                                  | 7             | 8             | 12            | 11            | 10            | +4              | -2              | -1                  | +2                              | +3                              | +25.91%                           | 11            |
| Medical/ Dental, other                        | 8             | 7             | 6             | 5             | 5             | -0              | -1              | +0                  | -1                              | -3                              | -18.17%                           | 7             |
| <b>Medical &amp; Dental</b>                   | <b>41</b>     | <b>35</b>     | <b>42</b>     | <b>40</b>     | <b>38</b>     | <b>+6</b>       | <b>-4</b>       | <b>-2</b>           | <b>+3</b>                       | <b>-3</b>                       | <b>+7.38%</b>                     | <b>47</b>     |
| Nurse/ Midwife Manager                        | 635           | 692           | 687           | 682           | 683           | -5              | -4              | +1                  | -8                              | +48                             | -1.21%                            | 743           |
| Nurse/ Midwife Specialist & AN/MP             | 48            | 52            | 53            | 51            | 52            | +1              | -1              | +1                  | +0                              | +4                              | +0.60%                            | 58            |
| Staff Nurse/ Staff Midwife                    | 1,781         | 1,836         | 1,794         | 1,827         | 1,822         | -43             | +29             | -5                  | -14                             | +41                             | -0.75%                            | 2,126         |
| Pre-registration Nurse/ Midwife Intern        | 25            |               | 25            | 51            | 51            | +25             | +26             | -0                  | +51                             | +26                             | -100.00%                          | 106           |
| Nursing/ Midwifery awaiting registration      |               | 2             |               |               |               | -2              |                 |                     | -2                              |                                 | -100.00%                          |               |
| Nursing/ Midwifery Student                    | 25            | 2             | 25            | 51            | 51            | +23             | +26             | -0                  | +50                             | +26                             | #####                             | 106           |
| Nursing/ Midwifery other                      | 14            | 19            | 17            | 16            | 16            | -2              | -1              | -1                  | -3                              | +1                              | -17.78%                           | 18            |
| <b>Nursing &amp; Midwifery</b>                | <b>2,504</b>  | <b>2,601</b>  | <b>2,576</b>  | <b>2,628</b>  | <b>2,625</b>  | <b>-25</b>      | <b>+49</b>      | <b>-3</b>           | <b>+24</b>                      | <b>+120</b>                     | <b>+0.93%</b>                     | <b>3,051</b>  |
| Speech & Language Therapists                  | 150           | 148           | 148           | 158           | 159           | -0              | +12             | +1                  | +11                             | +9                              | +7.63%                            | 179           |
| Physiotherapists                              | 124           | 130           | 130           | 122           | 125           | -0              | -6              | +3                  | -6                              | +1                              | -4.33%                            | 148           |
| Occupational Therapists                       | 144           | 178           | 198           | 201           | 206           | +19             | +9              | +5                  | +28                             | +62                             | +15.72%                           | 226           |
| Dietitians                                    | 15            | 12            | 18            | 18            | 18            | +6              | -1              | -0                  | +5                              | +2                              | +45.53%                           | 21            |
| Therapy Professions                           | 433           | 469           | 493           | 500           | 508           | +25             | +14             | +8                  | +39                             | +75                             | +8.36%                            | 574           |
| Health Science/ Diagnostics                   | 18            | 15            | 16            | 16            | 16            | +0              | +0              | +0                  | +1                              | -2                              | +4.37%                            | 16            |
| Social Care                                   | 2,506         | 2,946         | 2,980         | 2,990         | 3,006         | +34             | +26             | +16                 | +60                             | +500                            | +2.04%                            | 3,531         |
| Social Workers                                | 161           | 177           | 181           | 175           | 175           | +4              | -6              | +0                  | -2                              | +14                             | -1.22%                            | 200           |
| Psychologists                                 | 128           | 144           | 145           | 147           | 147           | +1              | +2              | +0                  | +3                              | +19                             | +1.86%                            | 165           |
| Pharmacy                                      | 7             | 8             | 8             | 8             | 8             | +0              | -1              | -0                  | -1                              | +1                              | -6.60%                            | 10            |
| H&SC, Other                                   | 59            | 49            | 49            | 48            | 48            | +0              | -1              | +0                  | -1                              | -10                             | -1.72%                            | 63            |
| <b>Health &amp; Social Care Professionals</b> | <b>3,312</b>  | <b>3,808</b>  | <b>3,872</b>  | <b>3,883</b>  | <b>3,907</b>  | <b>+64</b>      | <b>+35</b>      | <b>+24</b>          | <b>+99</b>                      | <b>+596</b>                     | <b>+2.60%</b>                     | <b>4,559</b>  |
| Management (VIII & above)                     | 135           | 167           | 169           | 163           | 164           | +2              | -6              | +1                  | -3                              | +29                             | -2.02%                            | 170           |
| Administrative/ Supervisory (V to VII)        | 338           | 435           | 505           | 521           | 526           | +70             | +21             | +4                  | +91                             | +188                            | +21.01%                           | 554           |
| Clerical (III & IV)                           | 482           | 517           | 549           | 537           | 534           | +32             | -15             | -3                  | +17                             | +52                             | +3.30%                            | 639           |
| <b>Management &amp; Administrative</b>        | <b>955</b>    | <b>1,118</b>  | <b>1,222</b>  | <b>1,221</b>  | <b>1,223</b>  | <b>+104</b>     | <b>+1</b>       | <b>+2</b>           | <b>+105</b>                     | <b>+269</b>                     | <b>+9.39%</b>                     | <b>1,363</b>  |
| Support                                       | 646           | 557           | 490           | 491           | 489           | -67             | -1              | -2                  | -68                             | -157                            | -12.16%                           | 700           |
| Maintenance/ Technical                        | 103           | 105           | 121           | 115           | 115           | +16             | -6              | +0                  | +10                             | +12                             | +9.89%                            | 125           |
| <b>General Support</b>                        | <b>749</b>    | <b>662</b>    | <b>611</b>    | <b>606</b>    | <b>605</b>    | <b>-51</b>      | <b>-7</b>       | <b>-2</b>           | <b>-57</b>                      | <b>-144</b>                     | <b>-8.66%</b>                     | <b>825</b>    |
| Health Care Assistants                        | 5,308         | 5,878         | 6,236         | 6,327         | 6,411         | +358            | +174            | +83                 | +532                            | +1,102                          | +9.05%                            | 7,861         |
| Care, other                                   | 1,530         | 1,600         | 1,597         | 1,632         | 1,623         | -3              | +26             | -10                 | +22                             | +93                             | +1.40%                            | 1,926         |
| <b>Patient &amp; Client Care</b>              | <b>6,839</b>  | <b>7,479</b>  | <b>7,833</b>  | <b>7,960</b>  | <b>8,033</b>  | <b>+355</b>     | <b>+200</b>     | <b>+74</b>          | <b>+555</b>                     | <b>+1,195</b>                   | <b>+7.42%</b>                     | <b>9,787</b>  |



## Disabilities Employment Report by Grade Group: MAY 2024

CHO 1

| MAY 2024                                      | WTE DEC 2019 | WTE DEC 2022 | WTE DEC 2023 | WTE APR 2024 | WTE MAY 2024 | WTE Change 2023 | WTE Change 2024 | WTE Change APR 2024 | WTE Change Dec 2022 to MAY 2024 | WTE Change Dec 2019 to MAY 2024 | % WTE Change Dec 2022 to MAY 2024 | No. MAY 2024 |
|---|--------------|--------------|--------------|--------------|--------------|-----------------|-----------------|---------------------|---------------------------------|---------------------------------|-----------------------------------|--------------|
| <b>Overall</b>                                | <b>1,498</b> | <b>1,698</b> | <b>1,758</b> | <b>1,771</b> | <b>1,766</b> | <b>+60</b>      | <b>+7</b>       | <b>-5</b>           | <b>+68</b>                      | <b>+267</b>                     | <b>+3.98%</b>                     | <b>1,964</b> |
| Medical/ Dental, other                        | 3            | 3            | 2            | 2            | 2            | -1              | +0              | +0                  | -0                              | -1                              | -15.86%                           | 6            |
| <b>Medical &amp; Dental</b>                   | <b>3</b>     | <b>3</b>     | <b>2</b>     | <b>2</b>     | <b>2</b>     | <b>-1</b>       | <b>+0</b>       | <b>+0</b>           | <b>-0</b>                       | <b>-1</b>                       | <b>-15.86%</b>                    | <b>6</b>     |
| Nurse/ Midwife Manager                        | 105          | 112          | 121          | 121          | 122          | +9              | +1              | +0                  | +10                             | +17                             | +8.49%                            | 127          |
| Nurse/ Midwife Specialist & AN/MP             | 7            | 8            | 13           | 13           | 13           | +5              | -0              | -0                  | +5                              | +6                              | +55.97%                           | 14           |
| Staff Nurse/ Staff Midwife                    | 324          | 335          | 318          | 318          | 316          | -18             | -2              | -3                  | -20                             | -8                              | -5.92%                            | 351          |
| Public Health Nurse                           |              | 1            | 1            | 1            | 1            | -0              | +0              | -0                  | -0                              | +1                              | -3.03%                            | 1            |
| Nursing/ Midwifery awaiting registration      | 11           |              | 4            | 1            |              | +4              | -4              | -1                  |                                 | -11                             | -100.00%                          |              |
| Pre-registration Nurse/ Midwife Intern        | 3            | 6            | 2            | 16           | 15           | -4              | +13             | -1                  | +9                              | +12                             | +145.02%                          | 32           |
| Nursing/ Midwifery Student                    | 14           | 6            | 6            | 17           | 15           | +0              | +9              | -2                  | +9                              | +1                              | +145.02%                          | 32           |
| Nursing/ Midwifery other                      | 5            | 4            | 5            | 5            | 5            | +1              | -1              | -0                  | +0                              | -0                              | +11.37%                           | 5            |
| <b>Nursing &amp; Midwifery</b>                | <b>455</b>   | <b>467</b>   | <b>464</b>   | <b>475</b>   | <b>471</b>   | <b>-3</b>       | <b>+7</b>       | <b>-4</b>           | <b>+4</b>                       | <b>+17</b>                      | <b>+0.82%</b>                     | <b>530</b>   |
| Dietitians                                    |              | 2            | 1            | 2            | 2            | -1              | +1              | -0                  | +0                              | +2                              | +25.65%                           | 3            |
| Occupational Therapists                       | 13           | 22           | 19           | 16           | 20           | -3              | +0              | +3                  | -2                              | +7                              | -9.86%                            | 25           |
| Physiotherapists                              | 9            | 17           | 13           | 13           | 12           | -3              | -1              | -0                  | -4                              | +4                              | -24.98%                           | 14           |
| Speech & Language Therapists                  | 21           | 18           | 20           | 20           | 22           | +2              | +2              | +2                  | +4                              | +1                              | +22.58%                           | 26           |
| Therapy Professions                           | 42           | 58           | 54           | 51           | 57           | -5              | +3              | +5                  | -2                              | +14                             | -2.96%                            | 68           |
| Social Care                                   | 8            | 17           | 29           | 32           | 33           | +13             | +4              | +1                  | +16                             | +25                             | +97.00%                           | 35           |
| Social Workers                                | 16           | 17           | 24           | 25           | 26           | +8              | +2              | +1                  | +10                             | +11                             | +57.04%                           | 28           |
| Psychologists                                 | 5            | 12           | 14           | 18           | 18           | +2              | +4              | -0                  | +6                              | +13                             | +53.61%                           | 19           |
| H&SC, Other                                   | 12           | 8            | 5            | 6            | 6            | -3              | +0              | +0                  | -2                              | -7                              | -30.01%                           | 6            |
| <b>Health &amp; Social Care Professionals</b> | <b>82</b>    | <b>112</b>   | <b>127</b>   | <b>133</b>   | <b>139</b>   | <b>+15</b>      | <b>+13</b>      | <b>+7</b>           | <b>+28</b>                      | <b>+57</b>                      | <b>+24.94%</b>                    | <b>156</b>   |
| Management (VIII & above)                     | 14           | 15           | 16           | 16           | 16           | +1              | +0              | +0                  | +1                              | +2                              | +7.42%                            | 16           |
| Administrative/ Supervisory (V to VII)        | 28           | 55           | 57           | 55           | 55           | +3              | -2              | +0                  | +0                              | +27                             | +0.64%                            | 58           |
| Clerical (III & IV)                           | 50           | 63           | 61           | 60           | 60           | -2              | -2              | -0                  | -3                              | +10                             | -5.48%                            | 67           |
| <b>Management &amp; Administrative</b>        | <b>91</b>    | <b>133</b>   | <b>134</b>   | <b>131</b>   | <b>130</b>   | <b>+2</b>       | <b>-4</b>       | <b>-0</b>           | <b>-2</b>                       | <b>+39</b>                      | <b>-1.54%</b>                     | <b>141</b>   |
| Support                                       | 49           | 30           | 29           | 26           | 26           | -1              | -4              | -0                  | -5                              | -24                             | -15.98%                           | 33           |
| Maintenance/ Technical                        | 6            | 4            | 4            | 4            | 4            | +0              | +0              | +0                  | +0                              | -2                              | +0.76%                            | 4            |
| <b>General Support</b>                        | <b>55</b>    | <b>34</b>    | <b>33</b>    | <b>30</b>    | <b>30</b>    | <b>-1</b>       | <b>-4</b>       | <b>-0</b>           | <b>-5</b>                       | <b>-26</b>                      | <b>-14.05%</b>                    | <b>37</b>    |
| Health Care Assistants                        | 761          | 884          | 916          | 920          | 912          | +32             | -3              | -8                  | +28                             | +151                            | +3.17%                            | 1,001        |
| Home Help                                     | 13           | 16           | 13           | 13           | 13           | -3              | -0              | +0                  | -3                              | -1                              | -18.81%                           | 23           |
| Care, other                                   | 37           | 49           | 69           | 67           | 67           | +19             | -1              | -0                  | +18                             | +30                             | +36.61%                           | 70           |
| <b>Patient &amp; Client Care</b>              | <b>812</b>   | <b>949</b>   | <b>997</b>   | <b>1000</b>  | <b>993</b>   | <b>+48</b>      | <b>-5</b>       | <b>-8</b>           | <b>+43</b>                      | <b>+181</b>                     | <b>+4.55%</b>                     | <b>1,094</b> |





## Disabilities Employment Report by Grade Group: MAY 2024

CHO 2

| MAY 2024                                      | WTE<br>DEC<br>2019 | WTE<br>DEC<br>2022 | WTE<br>DEC<br>2023 | WTE<br>APR<br>2024 | WTE<br>MAY<br>2024 | WTE<br>Change<br>2023 | WTE<br>Change<br>2024 | WTE<br>Change<br>APR<br>2024 | WTE<br>Change<br>Dec<br>2022 to<br>MAY<br>2024 | WTE<br>Change<br>Dec<br>2019 to<br>MAY<br>2024 | % WTE<br>Change<br>Dec<br>2022 to<br>MAY<br>2024 | No.<br>MAY<br>2024 |
|---|--------------------|--------------------|--------------------|--------------------|--------------------|-----------------------|-----------------------|------------------------------|--|--|--|--------------------|
| <b>Overall</b>                                | <b>1,497</b>       | <b>1,607</b>       | <b>1,757</b>       | <b>1,825</b>       | <b>1,838</b>       | <b>+150</b>           | <b>+81</b>            | <b>+13</b>                   | <b>+231</b>                                    | <b>+341</b>                                    | <b>+14.39%</b>                                   | <b>2,251</b>       |
| Consultants                                   | 3                  | 3                  | 3                  | 3                  | 2                  | +0                    | -1                    | -1                           | -1   | -1   | -29.24%  | 3                  |
| Registrars                                    | 2                  | 1                  | 1                  | 2                  | 1                  | +0                    | +0                    | -1                           | +0   | -1   | +0.00%   | 1                  |
| SHO/ Interns                                  |                    | 1                  | 1                  | 1                  | 1                  | +0                    | +0                    | +0                           | +0   | +1   | +0.00%   | 1                  |
| Medical/ Dental, other                        | 1                  | 1                  | 1                  | 1                  | 1                  | -0                    | +0                    | +0                           | +0   | +0   | +0.00%   | 1                  |
| <b>Medical &amp; Dental</b>                   | <b>6</b>           | <b>6</b>           | <b>6</b>           | <b>7</b>           | <b>5</b>           | <b>-0</b>             | <b>-1</b>             | <b>-2</b>                    | <b>-1</b>                                      | <b>-1</b>                                      | <b>-15.58%</b>                                   | <b>6</b>           |
| Nurse/ Midwife Manager                        | 77                 | 76                 | 66                 | 69                 | 71                 | -10                   | +5                    | +2                           | -5   | -7   | -6.55%   | 79                 |
| Nurse/ Midwife Specialist & AN/MP             | 6                  | 6                  | 6                  | 4                  | 4                  | -1                    | -1                    | +0                           | -2   | -2   | -35.91%  | 5                  |
| Staff Nurse/ Staff Midwife                    | 165                | 166                | 159                | 173                | 169                | -6                    | +10                   | -3                           | +4   | +4   | +2.13%   | 208                |
| <b>Nursing &amp; Midwifery</b>                | <b>249</b>         | <b>248</b>         | <b>231</b>         | <b>245</b>         | <b>244</b>         | <b>-17</b>            | <b>+13</b>            | <b>-1</b>                    | <b>-4</b>                                      | <b>-5</b>                                      | <b>-1.51%</b>                                    | <b>292</b>         |
| Dietitians                                    | 1                  | 2                  | 3                  | 3                  | 3                  | +1                    | +0                    | +0                           | +1   | +2   | +50.00%  | 3                  |
| Occupational Therapists                       | 11                 | 15                 | 30                 | 29                 | 29                 | +15                   | -1                    | -0                           | +13  | +17  | +89.08%  | 33                 |
| Physiotherapists                              | 13                 | 13                 | 24                 | 26                 | 26                 | +11                   | +3                    | +0                           | +13  | +13  | +104.88%   | 33                 |
| Speech & Language Therapists                  | 16                 | 18                 | 35                 | 39                 | 39                 | +17                   | +4                    | -0                           | +21  | +22  | +114.49%   | 45                 |
| Therapy Professions                           | 41                 | 48                 | 91                 | 97                 | 96                 | +43                   | +5                    | -1                           | +48  | +55  | +101.23%   | 114                |
| Social Care                                   | 222                | 279                | 320                | 321                | 325                | +40                   | +5                    | +3                           | +46  | +103   | +16.29%  | 385                |
| Social Workers                                | 26                 | 27                 | 27                 | 29                 | 29                 | +1                    | +2                    | +0                           | +3   | +3   | +10.03%  | 36                 |
| Psychologists                                 | 16                 | 19                 | 30                 | 28                 | 28                 | +10                   | -1                    | +1                           | +9   | +13  | +46.11%  | 33                 |
| H&SC, Other                                   | 16                 | 11                 | 13                 | 16                 | 15                 | +2                    | +2                    | -1                           | +4   | -1   | +35.42%  | 21                 |
| <b>Health &amp; Social Care Professionals</b> | <b>321</b>         | <b>385</b>         | <b>481</b>         | <b>491</b>         | <b>494</b>         | <b>+97</b>            | <b>+13</b>            | <b>+3</b>                    | <b>+110</b>                                    | <b>+174</b>                                    | <b>+28.50%</b>                                   | <b>589</b>         |
| Management (VIII & above)                     | 16                 | 17                 | 18                 | 16                 | 17                 | +1                    | -0                    | +2                           | +0   | +1   | +2.55%   | 18                 |
| Administrative/ Supervisory (V to VII)        | 40                 | 64                 | 77                 | 82                 | 82                 | +13                   | +5                    | -0                           | +18  | +41  | +27.74%  | 85                 |
| Clerical (III & IV)                           | 50                 | 54                 | 63                 | 64                 | 61                 | +9                    | -2                    | -3                           | +7   | +11  | +12.09%  | 75                 |
| <b>Management &amp; Administrative</b>        | <b>106</b>         | <b>135</b>         | <b>157</b>         | <b>162</b>         | <b>160</b>         | <b>+22</b>            | <b>+3</b>             | <b>-2</b>                    | <b>+25</b>                                     | <b>+54</b>                                     | <b>+18.33%</b>                                   | <b>178</b>         |
| Support                                       | 45                 | 46                 | 46                 | 51                 | 49                 | +1                    | +3                    | -2                           | +4   | +5   | +8.23%   | 89                 |
| Maintenance/ Technical                        | 13                 | 12                 | 12                 | 13                 | 13                 | -0                    | +2                    | -0                           | +1   | +0   | +12.60%  | 14                 |
| <b>General Support</b>                        | <b>58</b>          | <b>58</b>          | <b>58</b>          | <b>65</b>          | <b>63</b>          | <b>+0</b>             | <b>+5</b>             | <b>-2</b>                    | <b>+5</b>                                      | <b>+5</b>                                      | <b>+9.13%</b>                                    | <b>103</b>         |
| Health Care Assistants                        | 623                | 641                | 681                | 704                | 724                | +39                   | +43                   | +19                          | +82  | +100   | +12.84%  | 899                |
| Care, other                                   | 134                | 134                | 143                | 150                | 148                | +9                    | +5                    | -1                           | +14  | +14  | +10.44%  | 184                |
| <b>Patient &amp; Client Care</b>              | <b>757</b>         | <b>776</b>         | <b>824</b>         | <b>854</b>         | <b>872</b>         | <b>+48</b>            | <b>+48</b>            | <b>+18</b>                   | <b>+96</b>                                     | <b>+115</b>                                    | <b>+12.42%</b>                                   | <b>1,083</b>       |



## Disabilities Employment Report by Grade Group: MAY 2024

CHO 3

| MAY 2024                                      | WTE DEC 2019 | WTE DEC 2022 | WTE DEC 2023 | WTE APR 2024 | WTE MAY 2024 | WTE Change 2023 | WTE Change 2024 | WTE Change APR 2024 | WTE Change Dec 2022 to MAY 2024 | WTE Change Dec 2019 to MAY 2024 | % WTE Change Dec 2022 to MAY 2024 | No. MAY 2024 |
|---|--------------|--------------|--------------|--------------|--------------|-----------------|-----------------|---------------------|---------------------------------|---------------------------------|-----------------------------------|--------------|
| <b>Overall</b>                                | <b>1,823</b> | <b>1,989</b> | <b>2,048</b> | <b>2,091</b> | <b>2,100</b> | <b>+60</b>      | <b>+52</b>      | <b>+9</b>           | <b>+112</b>                     | <b>+277</b>                     | <b>+5.62%</b>                     | <b>2,500</b> |
| Consultants                                   | 1            | 0            | 0            | 0            | 0            | +0              | -0              | -0                  | -0                              | -1                              | -76.92%                           | 1            |
| Medical/ Dental, other                        | 1            | 0            | 0            | 0            | 0            | +0              | +0              | +0                  | +0                              | -0                              | +0.00%                            | 1            |
| <b>Medical &amp; Dental</b>                   | <b>2</b>     | <b>1</b>     | <b>1</b>     | <b>1</b>     | <b>0</b>     | <b>+0</b>       | <b>-0</b>       | <b>-0</b>           | <b>-0</b>                       | <b>-1</b>                       | <b>-17.24%</b>                    | <b>2</b>     |
| Nurse/ Midwife Manager                        | 76           | 81           | 80           | 84           | 83           | -1              | +3              | -1                  | +2                              | +7                              | +2.05%                            | 87           |
| Nurse/ Midwife Specialist & AN/MP             | 13           | 11           | 14           | 13           | 13           | +3              | -1              | +0                  | +2                              | -0                              | +16.98%                           | 14           |
| Staff Nurse/ Staff Midwife                    | 247          | 258          | 253          | 254          | 255          | -5              | +2              | +0                  | -3                              | +7                              | -1.19%                            | 282          |
| Pre-registration Nurse/ Midwife Intern        | 12           |              | 9            | 9            | 9            | +9              | +0              | +0                  | +9                              | -3                              | -100.00%                          | 18           |
| Nursing/ Midwifery Student                    | 12           |              | 9            | 9            | 9            | +9              | +0              | +0                  | +9                              | -3                              | -100.00%                          | 18           |
| Nursing/ Midwifery other                      | 4            | 3            | 3            | 3            | 3            | +0              | +0              | +0                  | +0                              | -1                              | +9.09%                            | 3            |
| <b>Nursing &amp; Midwifery</b>                | <b>351</b>   | <b>353</b>   | <b>358</b>   | <b>363</b>   | <b>362</b>   | <b>+6</b>       | <b>+4</b>       | <b>-0</b>           | <b>+10</b>                      | <b>+11</b>                      | <b>+2.75%</b>                     | <b>404</b>   |
| Occupational Therapists                       | 24           | 13           | 21           | 22           | 22           | +7              | +1              | -0                  | +8                              | -2                              | +62.54%                           | 23           |
| Physiotherapists                              | 20           | 9            | 11           | 10           | 10           | +2              | -1              | -0                  | +1                              | -10                             | +13.50%                           | 11           |
| Speech & Language Therapists                  | 31           | 18           | 19           | 21           | 19           | +0              | +1              | -1                  | +1                              | -11                             | +6.89%                            | 22           |
| Therapy Professions                           | 74           | 41           | 51           | 53           | 51           | +10             | +1              | -2                  | +11                             | -23                             | +26.77%                           | 56           |
| Health Science/ Diagnostics                   |              | 4            | 4            | 4            | 4            | +0              | +0              | +0                  | +0                              | +4                              | +1.01%                            | 4            |
| Social Care                                   | 241          | 280          | 272          | 277          | 281          | -9              | +9              | +4                  | +1                              | +40                             | +0.25%                            | 326          |
| Social Workers                                | 17           | 19           | 19           | 18           | 18           | -1              | -1              | +0                  | -2                              | +1                              | -8.20%                            | 20           |
| Psychologists                                 | 16           | 19           | 17           | 17           | 17           | -2              | +1              | -0                  | -1                              | +1                              | -6.77%                            | 20           |
| H&SC, Other                                   | 12           | 11           | 10           | 11           | 10           | -1              | +0              | -0                  | -1                              | -1                              | -6.27%                            | 15           |
| <b>Health &amp; Social Care Professionals</b> | <b>359</b>   | <b>374</b>   | <b>372</b>   | <b>379</b>   | <b>382</b>   | <b>-2</b>       | <b>+10</b>      | <b>+3</b>           | <b>+8</b>                       | <b>+23</b>                      | <b>+2.15%</b>                     | <b>441</b>   |
| Management (VIII & above)                     | 7            | 12           | 17           | 16           | 17           | +5              | -0              | +1                  | +5                              | +10                             | +41.95%                           | 17           |
| Administrative/ Supervisory (V to VII)        | 41           | 60           | 59           | 61           | 61           | -1              | +2              | +0                  | +1                              | +20                             | +1.58%                            | 63           |
| Clerical (III & IV)                           | 59           | 54           | 60           | 61           | 61           | +7              | +1              | -0                  | +7                              | +2                              | +13.59%                           | 67           |
| <b>Management &amp; Administrative</b>        | <b>107</b>   | <b>126</b>   | <b>136</b>   | <b>138</b>   | <b>139</b>   | <b>+11</b>      | <b>+2</b>       | <b>+1</b>           | <b>+13</b>                      | <b>+32</b>                      | <b>+10.51%</b>                    | <b>147</b>   |
| Support                                       | 53           | 54           | 52           | 54           | 55           | -2              | +4              | +2                  | +2                              | +3                              | +2.89%                            | 63           |
| Maintenance/ Technical                        | 14           | 18           | 21           | 21           | 21           | +3              | +0              | +0                  | +3                              | +7                              | +16.81%                           | 23           |
| <b>General Support</b>                        | <b>67</b>    | <b>72</b>    | <b>73</b>    | <b>75</b>    | <b>77</b>    | <b>+1</b>       | <b>+4</b>       | <b>+2</b>           | <b>+5</b>                       | <b>+9</b>                       | <b>+6.38%</b>                     | <b>86</b>    |
| Health Care Assistants                        | 764          | 857          | 894          | 915          | 923          | +36             | +29             | +8                  | +65                             | +159                            | +7.62%                            | 1,174        |
| Care, other                                   | 173          | 206          | 215          | 221          | 218          | +8              | +3              | -3                  | +11                             | +44                             | +5.39%                            | 246          |
| <b>Patient &amp; Client Care</b>              | <b>937</b>   | <b>1064</b>  | <b>1109</b>  | <b>1136</b>  | <b>1140</b>  | <b>+45</b>      | <b>+32</b>      | <b>+5</b>           | <b>+76</b>                      | <b>+203</b>                     | <b>+7.18%</b>                     | <b>1,420</b> |



## Disabilities Employment Report by Grade Group: MAY 2024

CHO 4

| MAY 2024                                      | WTE DEC 2019 | WTE DEC 2022 | WTE DEC 2023 | WTE APR 2024 | WTE MAY 2024 | WTE Change 2023 | WTE Change 2024 | WTE Change APR 2024 | WTE Change Dec 2022 to MAY 2024 | WTE Change Dec 2019 to MAY 2024 | % WTE Change Dec 2022 to MAY 2024 | No. MAY 2024 |
|---|--------------|--------------|--------------|--------------|--------------|-----------------|-----------------|---------------------|---------------------------------|---------------------------------|-----------------------------------|--------------|
| <b>Overall</b>                                | <b>2,425</b> | <b>2,640</b> | <b>2,686</b> | <b>2,703</b> | <b>2,743</b> | <b>+46</b>      | <b>+56</b>      | <b>+40</b>          | <b>+102</b>                     | <b>+318</b>                     | <b>+3.88%</b>                     | <b>3,242</b> |
| Consultants                                   | 2            | 2            | 2            | 2            | 2            | +0              | -0              | -0                  | -0                              | +0                              | -1.96%                            | 2            |
| Medical/ Dental, other                        | 0            | 0            | 0            | 0            | 0            | +0              | +0              | +0                  | +0                              | +0                              | +0.00%                            | 1            |
| <b>Medical &amp; Dental</b>                   | <b>2</b>     | <b>2</b>     | <b>2</b>     | <b>2</b>     | <b>2</b>     | <b>+0</b>       | <b>-0</b>       | <b>-0</b>           | <b>-0</b>                       | <b>+0</b>                       | <b>-1.58%</b>                     | <b>3</b>     |
| Nurse/ Midwife Manager                        | 87           | 98           | 101          | 99           | 100          | +3              | -1              | +1                  | +2                              | +13                             | +2.37%                            | 112          |
| Nurse/ Midwife Specialist & AN/MP             | 13           | 13           | 12           | 11           | 11           | -1              | -1              | +0                  | -2                              | -3                              | -15.53%                           | 12           |
| Staff Nurse/ Staff Midwife                    | 306          | 301          | 299          | 297          | 299          | -3              | +0              | +2                  | -2                              | -7                              | -0.79%                            | 358          |
| Nursing/ Midwifery awaiting registration      | 1            |              |              |              |              |                 |                 |                     |                                 | -1                              | -100.00%                          |              |
| Pre-registration Nurse/ Midwife Intern        | 6            | 1            | 1            | 10           | 9            | +0              | +8              | -0                  | +9                              | +3                              | #####                             | 19           |
| Nursing/ Midwifery Student                    | 7            | 1            | 1            | 10           | 9            | +0              | +8              | -0                  | +9                              | +2                              | #####                             | 19           |
| Nursing/ Midwifery other                      | 1            | 1            | 1            | 1            | 1            | +0              | +0              | +0                  | +0                              | +0                              | +0.00%                            | 1            |
| <b>Nursing &amp; Midwifery</b>                | <b>414</b>   | <b>414</b>   | <b>414</b>   | <b>418</b>   | <b>420</b>   | <b>-0</b>       | <b>+7</b>       | <b>+3</b>           | <b>+7</b>                       | <b>+6</b>                       | <b>+1.58%</b>                     | <b>502</b>   |
| Dietitians                                    | 3            | 2            | 3            | 3            | 3            | +1              | +0              | +0                  | +1                              | +1                              | +50.00%                           | 3            |
| Occupational Therapists                       | 38           | 44           | 47           | 46           | 47           | +3              | +0              | +2                  | +4                              | +9                              | +8.62%                            | 54           |
| Physiotherapists                              | 18           | 18           | 23           | 23           | 23           | +5              | +0              | +1                  | +5                              | +5                              | +31.26%                           | 28           |
| Speech & Language Therapists                  | 49           | 42           | 46           | 47           | 47           | +5              | +1              | +1                  | +6                              | -2                              | +13.76%                           | 57           |
| Therapy Professions                           | 108          | 105          | 119          | 118          | 121          | +14             | +2              | +3                  | +16                             | +13                             | +15.25%                           | 142          |
| Social Care                                   | 227          | 259          | 266          | 274          | 282          | +8              | +16             | +9                  | +24                             | +56                             | +9.20%                            | 320          |
| Social Workers                                | 27           | 28           | 35           | 34           | 34           | +8              | -1              | -0                  | +6                              | +7                              | +22.50%                           | 39           |
| Psychologists                                 | 35           | 37           | 32           | 35           | 36           | -5              | +4              | +2                  | -0                              | +1                              | -1.12%                            | 40           |
| H&SC, Other                                   | 8            | 7            | 10           | 10           | 10           | +2              | +0              | +0                  | +2                              | +1                              | +34.93%                           | 10           |
| <b>Health &amp; Social Care Professionals</b> | <b>405</b>   | <b>435</b>   | <b>462</b>   | <b>470</b>   | <b>483</b>   | <b>+28</b>      | <b>+21</b>      | <b>+13</b>          | <b>+48</b>                      | <b>+78</b>                      | <b>+11.06%</b>                    | <b>551</b>   |
| Management (VIII & above)                     | 22           | 23           | 27           | 26           | 25           | +4              | -2              | -1                  | +2                              | +2                              | +7.08%                            | 28           |
| Administrative/ Supervisory (V to VII)        | 53           | 72           | 86           | 85           | 86           | +14             | -0              | +1                  | +14                             | +33                             | +18.84%                           | 94           |
| Clerical (III & IV)                           | 84           | 93           | 90           | 99           | 100          | -4              | +11             | +2                  | +7                              | +16                             | +7.25%                            | 124          |
| <b>Management &amp; Administrative</b>        | <b>160</b>   | <b>189</b>   | <b>203</b>   | <b>209</b>   | <b>211</b>   | <b>+14</b>      | <b>+8</b>       | <b>+2</b>           | <b>+22</b>                      | <b>+51</b>                      | <b>+11.68%</b>                    | <b>246</b>   |
| Support                                       | 140          | 138          | 83           | 84           | 84           | -56             | +1              | -0                  | -55                             | -56                             | -39.56%                           | 127          |
| Maintenance/ Technical                        | 10           | 10           | 11           | 11           | 10           | +1              | -1              | -1                  | +0                              | +0                              | +3.42%                            | 12           |
| <b>General Support</b>                        | <b>150</b>   | <b>148</b>   | <b>94</b>    | <b>95</b>    | <b>94</b>    | <b>-54</b>      | <b>-0</b>       | <b>-1</b>           | <b>-54</b>                      | <b>-56</b>                      | <b>-36.68%</b>                    | <b>139</b>   |
| Health Care Assistants                        | 987          | 1,111        | 1,147        | 1,138        | 1,161        | +36             | +14             | +23                 | +50                             | +174                            | +4.51%                            | 1,364        |
| Care, other                                   | 307          | 342          | 365          | 371          | 372          | +23             | +7              | +1                  | +30                             | +65                             | +8.80%                            | 437          |
| <b>Patient &amp; Client Care</b>              | <b>1295</b>  | <b>1453</b>  | <b>1512</b>  | <b>1509</b>  | <b>1533</b>  | <b>+59</b>      | <b>+21</b>      | <b>+24</b>          | <b>+80</b>                      | <b>+239</b>                     | <b>+5.52%</b>                     | <b>1,801</b> |



## Disabilities Employment Report by Grade Group: MAY 2024

CHO 5

| MAY 2024                                      | WTE DEC 2019 | WTE DEC 2022 | WTE DEC 2023 | WTE APR 2024 | WTE MAY 2024 | WTE Change 2023 | WTE Change 2024 | WTE Change APR 2024 | WTE Change Dec 2022 to MAY 2024 | WTE Change Dec 2019 to MAY 2024 | % WTE Change Dec 2022 to MAY 2024 | No. MAY 2024 |
|---|--------------|--------------|--------------|--------------|--------------|-----------------|-----------------|---------------------|---------------------------------|---------------------------------|-----------------------------------|--------------|
| <b>Overall</b>                                | <b>1,488</b> | <b>1,656</b> | <b>1,713</b> | <b>1,732</b> | <b>1,747</b> | <b>+57</b>      | <b>+34</b>      | <b>+15</b>          | <b>+91</b>                      | <b>+259</b>                     | <b>+5.49%</b>                     | <b>2,046</b> |
| Consultants                                   | 1            | 1            | 1            | 1            | 1            | +0              | +0              | +0                  | +0                              | +0                              | +12.36%                           | 1            |
| <b>Medical &amp; Dental</b>                   | <b>1</b>     | <b>1</b>     | <b>1</b>     | <b>1</b>     | <b>1</b>     | <b>+0</b>       | <b>+0</b>       | <b>+0</b>           | <b>+0</b>                       | <b>+0</b>                       | <b>+12.36%</b>                    | <b>1</b>     |
| Nurse/ Midwife Manager                        | 66           | 74           | 78           | 80           | 80           | +3              | +2              | -0                  | +5                              | +14                             | +6.91%                            | 83           |
| Nurse/ Midwife Specialist & AN/MP             | 2            | 4            | 4            | 4            | 4            | +0              | -0              | -0                  | -0                              | +2                              | -5.43%                            | 4            |
| Staff Nurse/ Staff Midwife                    | 170          | 169          | 163          | 169          | 172          | -5              | +9              | +3                  | +4                              | +3                              | +2.12%                            | 192          |
| Public Health Nurse                           | 5            | 10           | 9            | 10           | 10           | -1              | +1              | -1                  | -0                              | +4                              | -2.46%                            | 12           |
| Nursing/ Midwifery awaiting registration      | 2            |              |              |              |              |                 |                 |                     |                                 | -2                              | -100.00%                          |              |
| Pre-registration Nurse/ Midwife Intern        |              | 0            | 2            | 7            | 7            | +2              | +6              | +0                  | +7                              | +7                              | #####                             | 16           |
| Nursing/ Midwifery Student                    | 2            | 0            | 2            | 7            | 7            | +2              | +6              | +0                  | +7                              | +6                              | #####                             | 16           |
| Nursing/ Midwifery other                      |              | 1            | 1            | 1            | 1            | +0              | +0              | +0                  | +0                              | +1                              | +1.22%                            | 1            |
| <b>Nursing &amp; Midwifery</b>                | <b>244</b>   | <b>258</b>   | <b>256</b>   | <b>272</b>   | <b>273</b>   | <b>-1</b>       | <b>+17</b>      | <b>+2</b>           | <b>+16</b>                      | <b>+29</b>                      | <b>+6.04%</b>                     | <b>308</b>   |
| Dietitians                                    | 2            | 2            | 3            | 3            | 3            | +1              | +0              | +0                  | +1                              | +1                              | +51.52%                           | 3            |
| Occupational Therapists                       | 21           | 22           | 22           | 21           | 21           | +0              | -2              | -0                  | -2                              | -1                              | -6.89%                            | 22           |
| Physiotherapists                              | 14           | 12           | 10           | 9            | 9            | -2              | -1              | -0                  | -2                              | -5                              | -20.97%                           | 11           |
| Speech & Language Therapists                  | 24           | 23           | 24           | 23           | 23           | +1              | -1              | +1                  | +0                              | -0                              | +1.74%                            | 27           |
| Therapy Professions                           | 61           | 59           | 59           | 56           | 56           | +1              | -3              | -0                  | -3                              | -5                              | -4.32%                            | 63           |
| Social Care                                   | 154          | 161          | 165          | 159          | 160          | +3              | -5              | +1                  | -2                              | +6                              | -1.02%                            | 186          |
| Social Workers                                | 21           | 20           | 24           | 28           | 28           | +3              | +4              | -0                  | +7                              | +7                              | +37.15%                           | 30           |
| Psychologists                                 | 12           | 17           | 14           | 13           | 13           | -3              | -0              | -0                  | -4                              | +1                              | -20.98%                           | 16           |
| H&SC, Other                                   | 7            | 6            | 6            | 5            | 5            | +0              | -1              | -0                  | -1                              | -2                              | -15.86%                           | 7            |
| <b>Health &amp; Social Care Professionals</b> | <b>255</b>   | <b>263</b>   | <b>268</b>   | <b>261</b>   | <b>262</b>   | <b>+5</b>       | <b>-6</b>       | <b>+1</b>           | <b>-1</b>                       | <b>+7</b>                       | <b>-0.45%</b>                     | <b>302</b>   |
| Management (VIII & above)                     | 11           | 19           | 19           | 18           | 18           | -0              | -1              | -0                  | -1                              | +7                              | -5.72%                            | 18           |
| Administrative/ Supervisory (V to VII)        | 36           | 55           | 64           | 69           | 69           | +10             | +5              | +1                  | +15                             | +33                             | +26.86%                           | 72           |
| Clerical (III & IV)                           | 61           | 74           | 86           | 82           | 82           | +12             | -4              | +0                  | +8                              | +22                             | +11.17%                           | 96           |
| <b>Management &amp; Administrative</b>        | <b>108</b>   | <b>147</b>   | <b>169</b>   | <b>168</b>   | <b>169</b>   | <b>+22</b>      | <b>-0</b>       | <b>+1</b>           | <b>+22</b>                      | <b>+61</b>                      | <b>+14.81%</b>                    | <b>186</b>   |
| Support                                       | 15           | 8            | 5            | 5            | 5            | -3              | +0              | +0                  | -3                              | -10                             | -38.53%                           | 7            |
| Maintenance/ Technical                        | 7            | 9            | 9            | 9            | 10           | -1              | +1              | +0                  | +0                              | +2                              | +3.97%                            | 11           |
| <b>General Support</b>                        | <b>23</b>    | <b>17</b>    | <b>14</b>    | <b>14</b>    | <b>15</b>    | <b>-4</b>       | <b>+1</b>       | <b>+0</b>           | <b>-3</b>                       | <b>-8</b>                       | <b>-15.68%</b>                    | <b>18</b>    |
| Health Care Assistants                        | 671          | 753          | 790          | 795          | 807          | +37             | +17             | +12                 | +54                             | +137                            | +7.21%                            | 935          |
| Home Help                                     | 44           | 29           | 27           | 26           | 26           | -2              | -2              | -1                  | -4                              | -18                             | -13.43%                           | 64           |
| Care, other                                   | 143          | 187          | 188          | 194          | 194          | +0              | +7              | +0                  | +7                              | +51                             | +3.70%                            | 232          |
| <b>Patient &amp; Client Care</b>              | <b>858</b>   | <b>970</b>   | <b>1005</b>  | <b>1015</b>  | <b>1027</b>  | <b>+35</b>      | <b>+22</b>      | <b>+12</b>          | <b>+57</b>                      | <b>+170</b>                     | <b>+5.91%</b>                     | <b>1,231</b> |



## Disabilities Employment Report by Grade Group: MAY 2024

CHO 6

| MAY 2024                                      | WTE DEC 2019 | WTE DEC 2022 | WTE DEC 2023 | WTE APR 2024 | WTE MAY 2024 | WTE Change 2023 | WTE Change 2024 | WTE Change APR 2024 | WTE Change Dec 2022 to MAY 2024 | WTE Change Dec 2019 to MAY 2024 | % WTE Change Dec 2022 to MAY 2024 | No. MAY 2024 |
|---|--------------|--------------|--------------|--------------|--------------|-----------------|-----------------|---------------------|---------------------------------|---------------------------------|-----------------------------------|--------------|
| <b>Overall</b>                                | <b>1,198</b> | <b>1,216</b> | <b>1,222</b> | <b>1,238</b> | <b>1,241</b> | <b>+6</b>       | <b>+19</b>      | <b>+3</b>           | <b>+25</b>                      | <b>+44</b>                      | <b>+2.06%</b>                     | <b>1,435</b> |
| Consultants                                   | 3            | 3            | 3            | 1            | 1            | +0              | -3              | +0                  | -3                              | -3                              | -83.33%                           | 1            |
| Registrars                                    |              | 1            | 1            |              |              | +0              | -1              |                     | -1                              |                                 | -100.00%                          |              |
| Medical/ Dental, other                        | 1            | 1            | 1            | 1            | 1            | +0              | -1              | -1                  | -1                              | -1                              | -50.00%                           | 1            |
| <b>Medical &amp; Dental</b>                   | <b>4</b>     | <b>5</b>     | <b>5</b>     | <b>2</b>     | <b>1</b>     | <b>+0</b>       | <b>-4</b>       | <b>-1</b>           | <b>-4</b>                       | <b>-3</b>                       | <b>-79.96%</b>                    | <b>2</b>     |
| Nurse/ Midwife Manager                        | 44           | 40           | 35           | 38           | 38           | -5              | +3              | +0                  | -2                              | -6                              | -4.02%                            | 40           |
| Nurse/ Midwife Specialist & AN/MP             |              |              | 2            | 2            | 2            | +2              | +0              | +0                  | +2                              | +2                              | -100.00%                          | 2            |
| Staff Nurse/ Staff Midwife                    | 147          | 138          | 146          | 144          | 145          | +8              | -1              | +1                  | +7                              | -2                              | +5.24%                            | 158          |
| Nursing/ Midwifery other                      |              | 1            | 1            | 1            | 1            | +0              | +0              | +0                  | +0                              | +1                              | +0.00%                            | 1            |
| <b>Nursing &amp; Midwifery</b>                | <b>191</b>   | <b>178</b>   | <b>183</b>   | <b>185</b>   | <b>186</b>   | <b>+5</b>       | <b>+2</b>       | <b>+1</b>           | <b>+7</b>                       | <b>-5</b>                       | <b>+4.18%</b>                     | <b>201</b>   |
| Dietitians                                    | 0            | 0            | 0            | 0            | 0            | +0              | +0              | +0                  | +0                              | +0                              | +0.00%                            | 1            |
| Occupational Therapists                       | 15           | 11           | 10           | 9            | 10           | -2              | +1              | +1                  | -1                              | -4                              | -7.40%                            | 13           |
| Physiotherapists                              | 6            | 4            | 5            | 7            | 7            | +1              | +2              | +0                  | +3                              | +1                              | +76.67%                           | 8            |
| Speech & Language Therapists                  | 21           | 10           | 10           | 9            | 10           | -0              | -0              | +1                  | -0                              | -11                             | -4.40%                            | 12           |
| Therapy Professions                           | 42           | 26           | 25           | 25           | 27           | -0              | +2              | +2                  | +2                              | -14                             | +7.14%                            | 34           |
| Social Care                                   | 334          | 381          | 378          | 384          | 382          | -4              | +4              | -2                  | +0                              | +47                             | +0.11%                            | 437          |
| Social Workers                                | 11           | 8            | 10           | 9            | 10           | +2              | -1              | +1                  | +1                              | -2                              | +14.39%                           | 10           |
| Psychologists                                 | 14           | 14           | 15           | 14           | 14           | +1              | -1              | -0                  | -0                              | +0                              | -2.63%                            | 15           |
| H&SC, Other                                   | 2            | 1            | 1            | 1            | 1            | -1              | +0              | +0                  | -1                              | -1                              | -64.34%                           | 1            |
| <b>Health &amp; Social Care Professionals</b> | <b>403</b>   | <b>431</b>   | <b>429</b>   | <b>431</b>   | <b>433</b>   | <b>-2</b>       | <b>+4</b>       | <b>+2</b>           | <b>+2</b>                       | <b>+30</b>                      | <b>+0.50%</b>                     | <b>497</b>   |
| Management (VIII & above)                     | 31           | 39           | 31           | 29           | 29           | -8              | -2              | -0                  | -10                             | -2                              | -25.96%                           | 31           |
| Administrative/ Supervisory (V to VII)        | 53           | 64           | 75           | 78           | 80           | +11             | +6              | +3                  | +16                             | +27                             | +25.46%                           | 87           |
| Clerical (III & IV)                           | 54           | 52           | 57           | 50           | 49           | +5              | -8              | -1                  | -3                              | -5                              | -6.42%                            | 55           |
| <b>Management &amp; Administrative</b>        | <b>138</b>   | <b>156</b>   | <b>163</b>   | <b>157</b>   | <b>158</b>   | <b>+7</b>       | <b>-5</b>       | <b>+1</b>           | <b>+3</b>                       | <b>+20</b>                      | <b>+1.77%</b>                     | <b>173</b>   |
| Support                                       | 23           | 23           | 19           | 21           | 20           | -3              | +1              | -1                  | -2                              | -2                              | -10.86%                           | 28           |
| Maintenance/ Technical                        | 7            | 8            | 8            | 7            | 7            | +0              | -1              | +0                  | -1                              | +0                              | -12.50%                           | 7            |
| <b>General Support</b>                        | <b>29</b>    | <b>31</b>    | <b>27</b>    | <b>28</b>    | <b>27</b>    | <b>-3</b>       | <b>-0</b>       | <b>-1</b>           | <b>-3</b>                       | <b>-2</b>                       | <b>-11.29%</b>                    | <b>35</b>    |
| Health Care Assistants                        | 187          | 188          | 207          | 223          | 226          | +19             | +19             | +3                  | +38                             | +39                             | +20.41%                           | 272          |
| Care, other                                   | 246          | 229          | 209          | 212          | 210          | -20             | +2              | -2                  | -18                             | -36                             | -7.97%                            | 255          |
| <b>Patient &amp; Client Care</b>              | <b>433</b>   | <b>416</b>   | <b>415</b>   | <b>435</b>   | <b>436</b>   | <b>-1</b>       | <b>+21</b>      | <b>+1</b>           | <b>+20</b>                      | <b>+3</b>                       | <b>+4.82%</b>                     | <b>527</b>   |



## Disabilities Employment Report by Grade Group: MAY 2024

CHO 7

| MAY 2024                                      | WTE DEC 2019 | WTE DEC 2022 | WTE DEC 2023 | WTE APR 2024 | WTE MAY 2024 | WTE Change 2023 | WTE Change 2024 | WTE Change APR 2024 | WTE Change Dec 2022 to MAY 2024 | WTE Change Dec 2019 to MAY 2024 | % WTE Change Dec 2022 to MAY 2024 | No. MAY 2024 |
|---|--------------|--------------|--------------|--------------|--------------|-----------------|-----------------|---------------------|---------------------------------|---------------------------------|-----------------------------------|--------------|
| <b>Overall</b>                                | <b>2,982</b> | <b>3,410</b> | <b>3,561</b> | <b>3,523</b> | <b>3,543</b> | <b>+151</b>     | <b>-18</b>      | <b>+20</b>          | <b>+133</b>                     | <b>+561</b>                     | <b>+3.91%</b>                     | <b>4,171</b> |
| Consultants                                   | 1            |              |              |              |              |                 |                 |                     |                                 | -1                              | -100.00%                          |              |
| Registrars                                    | 3            | 4            | 4            | 4            | 4            | -0              | -0              | -0                  | -0                              | +1                              | -4.25%                            | 5            |
| SHO/ Interns                                  | 7            | 7            | 11           | 10           | 9            | +4              | -2              | -1                  | +2                              | +2                              | +29.64%                           | 10           |
| Medical/ Dental, other                        | 1            |              |              |              |              |                 |                 |                     |                                 | -1                              | -100.00%                          |              |
| <b>Medical &amp; Dental</b>                   | <b>12</b>    | <b>11</b>    | <b>15</b>    | <b>14</b>    | <b>13</b>    | <b>+4</b>       | <b>-2</b>       | <b>-1</b>           | <b>+2</b>                       | <b>+1</b>                       | <b>+17.26%</b>                    | <b>15</b>    |
| Nurse/ Midwife Manager                        | 122          | 153          | 158          | 144          | 147          | +4              | -11             | +2                  | -7                              | +25                             | -4.36%                            | 160          |
| Nurse/ Midwife Specialist & AN/MP             | 5            | 6            | 7            | 8            | 8            | +1              | +1              | +0                  | +2                              | +3                              | +27.69%                           | 9            |
| Staff Nurse/ Staff Midwife                    | 374          | 416          | 411          | 402          | 397          | -6              | -14             | -5                  | -19                             | +23                             | -4.67%                            | 461          |
| Nursing/ Midwifery awaiting registration      |              | 1            |              |              |              | -1              |                 |                     | -1                              |                                 | -100.00%                          |              |
| Pre-registration Nurse/ Midwife Intern        |              |              | 1            | 6            | 6            | +1              | +5              | +0                  | +6                              | +6                              | -100.00%                          | 12           |
| Nursing/ Midwifery Student                    |              | 1            | 1            | 6            | 6            | +0              | +5              | +0                  | +5                              | +6                              | +500.00%                          | 12           |
| Nursing/ Midwifery other                      | 1            | 4            | 2            | 2            | 2            | -2              | +0              | +0                  | -2                              | +1                              | -56.82%                           | 2            |
| <b>Nursing &amp; Midwifery</b>                | <b>502</b>   | <b>581</b>   | <b>578</b>   | <b>562</b>   | <b>559</b>   | <b>-2</b>       | <b>-19</b>      | <b>-3</b>           | <b>-21</b>                      | <b>+57</b>                      | <b>-3.68%</b>                     | <b>644</b>   |
| Dietitians                                    | 7            | 3            | 9            | 10           | 9            | +6              | +0              | -0                  | +6                              | +2                              | +213.00%                          | 12           |
| Occupational Therapists                       | 42           | 56           | 54           | 55           | 57           | -2              | +3              | +2                  | +1                              | +15                             | +1.61%                            | 65           |
| Physiotherapists                              | 30           | 43           | 43           | 42           | 44           | +0              | +1              | +2                  | +1                              | +13                             | +3.05%                            | 49           |
| Speech & Language Therapists                  | 42           | 53           | 46           | 47           | 47           | -7              | +1              | -0                  | -6                              | +5                              | -11.73%                           | 52           |
| Therapy Professions                           | 122          | 155          | 151          | 153          | 157          | -3              | +6              | +3                  | +2                              | +35                             | +1.53%                            | 178          |
| Health Science/ Diagnostics                   | 3            | 3            | 3            | 3            | 3            | -1              | +0              | +0                  | -0                              | +0                              | -9.91%                            | 3            |
| Social Care                                   | 360          | 467          | 486          | 481          | 487          | +20             | +1              | +6                  | +21                             | +127                            | +4.42%                            | 534          |
| Social Workers                                | 33           | 42           | 36           | 36           | 35           | -5              | -1              | -1                  | -6                              | +2                              | -15.11%                           | 41           |
| Psychologists                                 | 28           | 36           | 36           | 36           | 35           | -0              | -1              | -1                  | -1                              | +7                              | -2.15%                            | 40           |
| Pharmacy                                      | 5            | 6            | 6            | 7            | 7            | +0              | +0              | -0                  | +0                              | +2                              | +7.44%                            | 9            |
| H&SC, Other                                   | 2            | 2            | 2            | 1            | 1            | +1              | -1              | +0                  | -1                              | -1                              | -33.33%                           | 1            |
| <b>Health &amp; Social Care Professionals</b> | <b>553</b>   | <b>710</b>   | <b>721</b>   | <b>718</b>   | <b>725</b>   | <b>+11</b>      | <b>+5</b>       | <b>+8</b>           | <b>+16</b>                      | <b>+173</b>                     | <b>+2.19%</b>                     | <b>806</b>   |
| Management (VIII & above)                     | 32           | 47           | 44           | 40           | 41           | -2              | -3              | +2                  | -5                              | +9                              | -11.30%                           | 42           |
| Administrative/ Supervisory (V to VII)        | 79           | 109          | 128          | 129          | 128          | +19             | +0              | -1                  | +19                             | +49                             | +17.24%                           | 134          |
| Clerical (III & IV)                           | 92           | 120          | 129          | 127          | 126          | +10             | -3              | -1                  | +7                              | +35                             | +5.60%                            | 145          |
| <b>Management &amp; Administrative</b>        | <b>203</b>   | <b>276</b>   | <b>302</b>   | <b>296</b>   | <b>296</b>   | <b>+26</b>      | <b>-6</b>       | <b>+0</b>           | <b>+20</b>                      | <b>+93</b>                      | <b>+7.36%</b>                     | <b>321</b>   |
| Support                                       | 167          | 156          | 157          | 152          | 152          | +0              | -5              | -0                  | -5                              | -15                             | -2.99%                            | 218          |
| Maintenance/ Technical                        | 28           | 32           | 40           | 33           | 34           | +8              | -7              | +1                  | +2                              | +5                              | +4.93%                            | 37           |
| <b>General Support</b>                        | <b>195</b>   | <b>188</b>   | <b>197</b>   | <b>185</b>   | <b>185</b>   | <b>+9</b>       | <b>-12</b>      | <b>+0</b>           | <b>-3</b>                       | <b>-10</b>                      | <b>-1.64%</b>                     | <b>255</b>   |
| Health Care Assistants                        | 1,112        | 1,228        | 1,327        | 1,327        | 1,346        | +99             | +19             | +18                 | +117                            | +233                            | +9.54%                            | 1,586        |
| Home Help                                     | 19           | 14           | 11           | 10           | 10           | -3              | -1              | +0                  | -3                              | -9                              | -24.64%                           | 67           |
| Care, other                                   | 386          | 402          | 410          | 411          | 408          | +8              | -2              | -3                  | +6                              | +22                             | +1.52%                            | 477          |
| <b>Patient &amp; Client Care</b>              | <b>1518</b>  | <b>1644</b>  | <b>1748</b>  | <b>1749</b>  | <b>1764</b>  | <b>+104</b>     | <b>+16</b>      | <b>+15</b>          | <b>+120</b>                     | <b>+246</b>                     | <b>+7.30%</b>                     | <b>2,130</b> |



## Disabilities Employment Report by Grade Group: MAY 2024

CHO 8

| MAY 2024                                      | WTE DEC 2019 | WTE DEC 2022 | WTE DEC 2023 | WTE APR 2024 | WTE MAY 2024 | WTE Change 2023 | WTE Change 2024 | WTE Change APR 2024 | WTE Change Dec 2022 to MAY 2024 | WTE Change Dec 2019 to MAY 2024 | % WTE Change Dec 2022 to MAY 2024 | No. MAY 2024 |
|---|--------------|--------------|--------------|--------------|--------------|-----------------|-----------------|---------------------|---------------------------------|---------------------------------|-----------------------------------|--------------|
| <b>Overall</b>                                | <b>2,162</b> | <b>2,345</b> | <b>2,432</b> | <b>2,450</b> | <b>2,455</b> | <b>+87</b>      | <b>+23</b>      | <b>+5</b>           | <b>+109</b>                     | <b>+293</b>                     | <b>+4.66%</b>                     | <b>2,979</b> |
| Consultants                                   | 1            |              |              |              |              |                 |                 |                     |                                 | -1                              | -100.00%                          |              |
| Registrars                                    | 2            | 1            | 1            | 1            | 1            | +0              | +0              | +0                  | +0                              | -1                              | +0.00%                            | 1            |
| Medical/ Dental, other                        | 1            | 1            | 1            | 1            | 1            | +0              | +0              | +0                  | +0                              | +0                              | +0.00%                            | 1            |
| <b>Medical &amp; Dental</b>                   | <b>4</b>     | <b>2</b>     | <b>2</b>     | <b>2</b>     | <b>2</b>     | <b>+0</b>       | <b>+0</b>       | <b>+0</b>           | <b>+0</b>                       | <b>-2</b>                       | <b>+0.00%</b>                     | <b>2</b>     |
| Nurse/ Midwife Manager                        | 123          | 114          | 119          | 114          | 114          | +5              | -5              | -0                  | -0                              | -10                             | -0.27%                            | 122          |
| Nurse/ Midwife Specialist & AN/MP             | 7            | 4            | 5            | 5            | 6            | +1              | +1              | +1                  | +2                              | -1                              | +42.73%                           | 7            |
| Staff Nurse/ Staff Midwife                    | 319          | 335          | 344          | 362          | 357          | +9              | +14             | -5                  | +23                             | +39                             | +6.79%                            | 414          |
| Public Health Nurse                           | 1            | 1            | 1            |              |              | -0              | -1              |                     | -1                              | -1                              | -100.00%                          |              |
| Nursing/ Midwifery awaiting registration      |              | 1            |              |              |              | -1              |                 |                     | -1                              |                                 | -100.00%                          |              |
| Pre-registration Nurse/ Midwife Intern        |              |              | 2            | 12           | 12           | +2              | +9              | +0                  | +12                             | +12                             | -100.00%                          | 25           |
| Nursing/ Midwifery Student                    |              | 1            | 2            | 12           | 12           | +1              | +9              | +0                  | +11                             | +12                             | #####                             | 25           |
| Nursing/ Midwifery other                      | 5            | 5            | 6            | 5            | 4            | +1              | -2              | -1                  | -1                              | -1                              | -21.23%                           | 5            |
| <b>Nursing &amp; Midwifery</b>                | <b>455</b>   | <b>460</b>   | <b>478</b>   | <b>498</b>   | <b>493</b>   | <b>+17</b>      | <b>+16</b>      | <b>-5</b>           | <b>+33</b>                      | <b>+38</b>                      | <b>+7.20%</b>                     | <b>573</b>   |
| Dietitians                                    |              | 1            | 2            | 1            | 1            | +0              | -0              | -0                  | -0                              | +1                              | -4.79%                            | 2            |
| Occupational Therapists                       | 37           | 38           | 38           | 33           | 37           | +0              | -1              | +3                  | -1                              | -0                              | -2.44%                            | 43           |
| Physiotherapists                              | 22           | 19           | 21           | 21           | 22           | +2              | +1              | +1                  | +3                              | +0                              | +14.46%                           | 25           |
| Speech & Language Therapists                  | 33           | 34           | 28           | 29           | 30           | -6              | +2              | +1                  | -3                              | -3                              | -10.18%                           | 40           |
| Therapy Professions                           | 92           | 92           | 89           | 85           | 91           | -4              | +2              | +6                  | -2                              | -1                              | -1.76%                            | 110          |
| Health Science/ Diagnostics                   | 2            | 2            | 2            | 2            | 2            | +0              | +0              | +0                  | +0                              | +0                              | +0.00%                            | 2            |
| Social Care                                   | 361          | 414          | 410          | 412          | 410          | -4              | -0              | -1                  | -4                              | +49                             | -0.96%                            | 496          |
| Social Workers                                | 24           | 24           | 24           | 26           | 26           | +0              | +2              | +0                  | +2                              | +2                              | +8.80%                            | 30           |
| Psychologists                                 | 25           | 29           | 26           | 21           | 21           | -3              | -5              | +0                  | -8                              | -4                              | -26.78%                           | 23           |
| H&SC, Other                                   | 7            | 8            | 6            | 6            | 6            | -2              | -1              | -0                  | -3                              | -1                              | -32.69%                           | 6            |
| <b>Health &amp; Social Care Professionals</b> | <b>510</b>   | <b>569</b>   | <b>557</b>   | <b>551</b>   | <b>556</b>   | <b>-12</b>      | <b>-2</b>       | <b>+5</b>           | <b>-14</b>                      | <b>+45</b>                      | <b>-2.44%</b>                     | <b>667</b>   |
| Management (VIII & above)                     | 9            | 18           | 18           | 17           | 19           | -1              | +1              | +1                  | +0                              | +10                             | +0.54%                            | 19           |
| Administrative/ Supervisory (V to VII)        | 56           | 55           | 68           | 68           | 70           | +13             | +2              | +2                  | +14                             | +14                             | +26.18%                           | 73           |
| Clerical (III & IV)                           | 84           | 94           | 106          | 103          | 104          | +12             | -2              | +1                  | +10                             | +20                             | +10.75%                           | 124          |
| <b>Management &amp; Administrative</b>        | <b>149</b>   | <b>168</b>   | <b>192</b>   | <b>189</b>   | <b>192</b>   | <b>+25</b>      | <b>+0</b>       | <b>+4</b>           | <b>+25</b>                      | <b>+43</b>                      | <b>+14.71%</b>                    | <b>216</b>   |
| Support                                       | 46           | 33           | 28           | 26           | 26           | -5              | -1              | +1                  | -6                              | -20                             | -18.85%                           | 34           |
| Maintenance/ Technical                        | 16           | 12           | 16           | 17           | 17           | +4              | +1              | +0                  | +4                              | +1                              | +35.46%                           | 17           |
| <b>General Support</b>                        | <b>62</b>    | <b>45</b>    | <b>43</b>    | <b>42</b>    | <b>43</b>    | <b>-1</b>       | <b>-0</b>       | <b>+1</b>           | <b>-2</b>                       | <b>-19</b>                      | <b>-3.88%</b>                     | <b>51</b>    |
| Health Care Assistants                        | 844          | 965          | 1,034        | 1,040        | 1,039        | +68             | +6              | -1                  | +74                             | +196                            | +7.70%                            | 1,303        |
| Home Help                                     | 22           | 21           | 17           | 18           | 18           | -4              | +1              | -0                  | -3                              | -5                              | -15.73%                           | 36           |
| Care, other                                   | 115          | 115          | 109          | 110          | 111          | -6              | +2              | +1                  | -4                              | -4                              | -3.30%                            | 131          |
| <b>Patient &amp; Client Care</b>              | <b>981</b>   | <b>1101</b>  | <b>1160</b>  | <b>1168</b>  | <b>1168</b>  | <b>+58</b>      | <b>+9</b>       | <b>+0</b>           | <b>+67</b>                      | <b>+187</b>                     | <b>+6.10%</b>                     | <b>1,470</b> |



## Disabilities Employment Report by Grade Group: MAY 2024

CHO 9

| MAY 2024                                      | WTE DEC 2019 | WTE DEC 2022 | WTE DEC 2023 | WTE APR 2024 | WTE MAY 2024 | WTE Change 2023 | WTE Change 2024 | WTE Change APR 2024 | WTE Change Dec 2022 to MAY 2024 | WTE Change Dec 2019 to MAY 2024 | % WTE Change Dec 2022 to MAY 2024 | No. MAY 2024 |
|---|--------------|--------------|--------------|--------------|--------------|-----------------|-----------------|---------------------|---------------------------------|---------------------------------|-----------------------------------|--------------|
| <b>Overall</b>                                | <b>3,194</b> | <b>3,336</b> | <b>3,380</b> | <b>3,402</b> | <b>3,393</b> | <b>+44</b>      | <b>+14</b>      | <b>-9</b>           | <b>+57</b>                      | <b>+200</b>                     | <b>+1.72%</b>                     | <b>4,015</b> |
| Consultants                                   | 13           | 9            | 13           | 13           | 13           | +3              | +0              | +0                  | +3                              | +0                              | +36.33%                           | 16           |
| Registrars                                    | 6            | 3            | 2            | 3            | 3            | -1              | +1              | +0                  | +0                              | -3                              | +0.33%                            | 3            |
| SHO/ Interns                                  |              | 1            | 2            | 1            | 1            | +1              | -1              | +0                  | +0                              | +1                              | +1.01%                            | 1            |
| Medical/ Dental, other                        | 6            | 6            | 6            | 5            | 5            | -0              | -1              | +0                  | -1                              | -1                              | -19.48%                           | 6            |
| <b>Medical &amp; Dental</b>                   | <b>25</b>    | <b>20</b>    | <b>23</b>    | <b>22</b>    | <b>22</b>    | <b>+3</b>       | <b>-1</b>       | <b>+0</b>           | <b>+2</b>                       | <b>-3</b>                       | <b>+11.41%</b>                    | <b>26</b>    |
| Nurse/ Midwife Manager                        | 192          | 211          | 210          | 214          | 212          | -0              | +2              | -2                  | +1                              | +20                             | +0.65%                            | 229          |
| Nurse/ Midwife Specialist & AN/MP             | 9            | 16           | 17           | 17           | 17           | +0              | +0              | +0                  | +0                              | +8                              | +2.98%                            | 18           |
| Staff Nurse/ Staff Midwife                    | 517          | 501          | 502          | 496          | 495          | +2              | -7              | -1                  | -5                              | -22                             | -1.04%                            | 563          |
| Nursing/ Midwifery awaiting registration      |              | 2            |              |              |              | -2              |                 |                     | -2                              |                                 | -100.00%                          |              |
| Pre-registration Nurse/ Midwife Intern        | 8            |              | 10           | 16           | 16           | +10             | +6              | -0                  | +16                             | +8                              | -100.00%                          | 32           |
| Nursing/ Midwifery Student                    | 8            | 2            | 10           | 16           | 16           | +8              | +6              | -0                  | +14                             | +8                              | +693.94%                          | 32           |
| Nursing/ Midwifery other                      | 7            | 9            | 8            | 9            | 9            | -1              | +1              | +0                  | -0                              | +1                              | -2.26%                            | 10           |
| <b>Nursing &amp; Midwifery</b>                | <b>732</b>   | <b>739</b>   | <b>747</b>   | <b>752</b>   | <b>749</b>   | <b>+9</b>       | <b>+1</b>       | <b>-3</b>           | <b>+10</b>                      | <b>+16</b>                      | <b>+1.38%</b>                     | <b>852</b>   |
| Dietitians                                    | 6            | 8            | 8            | 7            | 7            | -0              | -1              | +0                  | -1                              | +1                              | -16.39%                           | 7            |
| Occupational Therapists                       | 62           | 83           | 87           | 86           | 88           | +4              | +1              | +2                  | +5                              | +26                             | +5.90%                            | 94           |
| Physiotherapists                              | 58           | 60           | 54           | 53           | 54           | -6              | +0              | +1                  | -6                              | -4                              | -9.76%                            | 65           |
| Speech & Language Therapists                  | 55           | 57           | 55           | 59           | 59           | -2              | +4              | -0                  | +2                              | +4                              | +3.63%                            | 65           |
| Therapy Professions                           | 181          | 208          | 204          | 205          | 208          | -4              | +4              | +2                  | -0                              | +26                             | -0.07%                            | 231          |
| Health Science/ Diagnostics                   | 15           | 12           | 13           | 13           | 13           | +1              | +0              | +0                  | +1                              | -2                              | +8.33%                            | 13           |
| Social Care                                   | 689          | 796          | 781          | 786          | 781          | -15             | -0              | -5                  | -15                             | +92                             | -1.89%                            | 958          |
| Social Workers                                | 44           | 54           | 55           | 58           | 56           | +1              | +1              | -2                  | +2                              | +12                             | +3.92%                            | 63           |
| Psychologists                                 | 53           | 57           | 61           | 60           | 61           | +4              | -0              | +2                  | +4                              | +8                              | +6.65%                            | 67           |
| Pharmacy                                      | 2            | 2            | 2            | 1            | 1            | +0              | -1              | +0                  | -1                              | -1                              | -50.00%                           | 1            |
| H&SC, Other                                   | 19           | 13           | 15           | 13           | 14           | +1              | -1              | +1                  | +0                              | -5                              | +0.82%                            | 16           |
| <b>Health &amp; Social Care Professionals</b> | <b>1003</b>  | <b>1142</b>  | <b>1130</b>  | <b>1135</b>  | <b>1133</b>  | <b>-12</b>      | <b>+3</b>       | <b>-2</b>           | <b>-9</b>                       | <b>+130</b>                     | <b>-0.80%</b>                     | <b>1,349</b> |
| Management (VIII & above)                     | 37           | 45           | 47           | 47           | 47           | +2              | +0              | +0                  | +2                              | +10                             | +4.84%                            | 47           |
| Administrative/ Supervisory (V to VII)        | 88           | 129          | 159          | 159          | 161          | +30             | +2              | +1                  | +32                             | +73                             | +24.66%                           | 170          |
| Clerical (III & IV)                           | 125          | 137          | 147          | 141          | 139          | +10             | -8              | -2                  | +2                              | +14                             | +1.23%                            | 165          |
| <b>Management &amp; Administrative</b>        | <b>250</b>   | <b>311</b>   | <b>353</b>   | <b>347</b>   | <b>347</b>   | <b>+42</b>      | <b>-7</b>       | <b>-0</b>           | <b>+36</b>                      | <b>+96</b>                      | <b>+11.46%</b>                    | <b>382</b>   |
| Support                                       | 196          | 136          | 134          | 134          | 131          | -2              | -4              | -3                  | -5                              | -65                             | -3.88%                            | 170          |
| Maintenance/ Technical                        | 22           | 20           | 23           | 23           | 23           | +3              | +0              | +0                  | +3                              | +1                              | +13.09%                           | 24           |
| <b>General Support</b>                        | <b>218</b>   | <b>156</b>   | <b>157</b>   | <b>156</b>   | <b>154</b>   | <b>+1</b>       | <b>-4</b>       | <b>-3</b>           | <b>-3</b>                       | <b>-64</b>                      | <b>-1.68%</b>                     | <b>194</b>   |
| Health Care Assistants                        | 869          | 866          | 884          | 901          | 900          | +18             | +16             | -1                  | +34                             | +31                             | +3.88%                            | 1,109        |
| Care, other                                   | 97           | 102          | 84           | 89           | 89           | -17             | +5              | -0                  | -13                             | -8                              | -12.36%                           | 103          |
| <b>Patient &amp; Client Care</b>              | <b>966</b>   | <b>968</b>   | <b>968</b>   | <b>990</b>   | <b>989</b>   | <b>+1</b>       | <b>+21</b>      | <b>-1</b>           | <b>+21</b>                      | <b>+23</b>                      | <b>+2.18%</b>                     | <b>1,212</b> |





## Disabilities Employment Report by Grade Group: MAY 2024

### other Community Services

| MAY 2024                               | WTE<br>DEC<br>2019 | WTE<br>DEC<br>2022 | WTE<br>DEC<br>2023 | WTE<br>APR<br>2024 | WTE<br>MAY<br>2024 | WTE<br>Change<br>2023 | WTE<br>Change<br>2024 | WTE<br>Change<br>APR<br>2024 | WTE<br>Change<br>Dec<br>2022 to<br>MAY<br>2024 | WTE<br>Change<br>Dec<br>2019 to<br>MAY<br>2024 | % WTE<br>Change<br>Dec<br>2022 to<br>MAY<br>2024 | No.<br>MAY<br>2024 |
|--|--------------------|--------------------|--------------------|--------------------|--------------------|-----------------------|-----------------------|------------------------------|--|--|--|--------------------|
| <b>Overall</b>                         | 6                  | 6                  | 7                  | 7                  | 7                  | +1                    | -0                    | -0                           | +1   | +1   | +16.86%  | 7                  |
| Management (VIII & above)              | 1                  | 2                  | 2                  | 2                  | 2                  | +0                    | -0                    | -0                           | -0   | +1   | -1.53%   | 2                  |
| Administrative/ Supervisory (V to VII) | 3                  | 2                  | 2                  | 2                  | 2                  | +0                    | +0                    | +0                           | +0   | -1   | +0.50%   | 2                  |
| Clerical (III & IV)                    | 2                  | 2                  | 3                  | 3                  | 3                  | +1                    | +0                    | +0                           | +1   | +1   | +51.52%  | 3                  |
| <b>Management &amp; Administrative</b> | 6                  | 6                  | 7                  | 7                  | 7                  | +1                    | -0                    | -0                           | +1   | +1   | +16.86%  | 7                  |



## Disabilities Employment Report by Grade Group: MAY 2024

| MAY 2024                                     | WTE DEC 2019  | WTE DEC 2022  | WTE DEC 2023  | WTE APR 2024  | WTE MAY 2024  | WTE Change 2023 | WTE Change 2024 | WTE Change APR 2024 | WTE Change Dec 2022 to MAY 2024 | WTE Change Dec 2019 to MAY 2024 | % WTE Change Dec 2022 to MAY 2024 | No. MAY 2024  |
|--|---------------|---------------|---------------|---------------|---------------|-----------------|-----------------|---------------------|---------------------------------|---------------------------------|-----------------------------------|---------------|
| <b>Overall</b>                               | <b>18,273</b> | <b>19,903</b> | <b>20,565</b> | <b>20,741</b> | <b>20,833</b> | <b>+662</b>     | <b>+268</b>     | <b>+92</b>          | <b>+930</b>                     | <b>+2,561</b>                   | <b>4.67%</b>                      | <b>24,610</b> |
| Consultant Paediatrics                       | 3             | 3             | 4             | 4             | 4             | +1              | -0              | -0                  | +1                              | +0                              | 38.34%                            | 4             |
| Consultant Psychiatry                        | 21            | 16            | 19            | 16            | 15            | +3              | -4              | -1                  | -1                              | -6                              | -6.68%                            | 20            |
| <b>Consultants</b>                           | <b>24</b>     | <b>18</b>     | <b>22</b>     | <b>19</b>     | <b>18</b>     | <b>+4</b>       | <b>-4</b>       | <b>-1</b>           | <b>-0</b>                       | <b>-6</b>                       | <b>-0.49%</b>                     | <b>24</b>     |
| Registrar                                    | 7             | 7             | 5             | 6             | 5             | -2              | +0              | -1                  | -2                              | -2                              | -28.37%                           | 5             |
| Senior Registrar                             | 2             | 2             | 1             | 1             | 1             | -1              | +0              | +0                  | -1                              | -1                              | -50.00%                           | 1             |
| Specialist Registrar                         | 4             | 1             | 3             | 3             | 3             | +2              | -0              | +0                  | +2                              | -1                              | 183.00%                           | 4             |
| <b>Registrars</b>                            | <b>13</b>     | <b>10</b>     | <b>9</b>      | <b>10</b>     | <b>9</b>      | <b>-1</b>       | <b>-0</b>       | <b>-1</b>           | <b>-1</b>                       | <b>-4</b>                       | <b>-11.52%</b>                    | <b>10</b>     |
| Senior House Officer                         | 7             | 9             | 14            | 12            | 11            | +5              | -3              | -1                  | +2                              | +4                              | 23.15%                            | 12            |
| <b>SHO/ Interns</b>                          | <b>7</b>      | <b>9</b>      | <b>14</b>     | <b>12</b>     | <b>11</b>     | <b>+5</b>       | <b>-3</b>       | <b>-1</b>           | <b>+2</b>                       | <b>+4</b>                       | <b>23.15%</b>                     | <b>12</b>     |
| Other Medical                                | 14            | 13            | 12            | 11            | 11            | -1              | -1              | -0                  | -2                              | -4                              | -16.78%                           | 17            |
| <b>Medical/ Dental, other</b>                | <b>14</b>     | <b>13</b>     | <b>12</b>     | <b>11</b>     | <b>11</b>     | <b>-1</b>       | <b>-1</b>       | <b>-0</b>           | <b>-2</b>                       | <b>-4</b>                       | <b>-16.78%</b>                    | <b>17</b>     |
| <b>Medical &amp; Dental</b>                  | <b>58</b>     | <b>50</b>     |               | <b>52</b>     | <b>49</b>     | <b>+7</b>       | <b>-8</b>       | <b>-3</b>           | <b>-1</b>                       | <b>-9</b>                       | <b>-2.67%</b>                     | <b>63</b>     |
| Clinical Nurse/ Midwife Manager 1            | 283           | 304           | 291           | 279           | 282           | -13             | -9              | +3                  | -22                             | -1                              | -7.23%                            | 310           |
| Clinical Nurse/ Midwife Manager 2            | 424           | 440           | 468           | 476           | 478           | +28             | +10             | +2                  | +38                             | +54                             | 8.68%                             | 512           |
| Clinical Nurse/ Midwife Manager 3            | 102           | 125           | 116           | 113           | 110           | -9              | -6              | -4                  | -15                             | +8                              | -12.09%                           | 118           |
| Director Nursing/Midwifery, Assistant        | 41            | 43            | 48            | 49            | 49            | +5              | +0              | -1                  | +5                              | +8                              | 12.05%                            | 50            |
| Director of Nursing/Midwifery                | 42            | 47            | 45            | 45            | 47            | -2              | +2              | +2                  | +0                              | +5                              | 0.36%                             | 49            |
| <b>Nurse/ Midwife Manager</b>                | <b>892</b>    | <b>959</b>    | <b>968</b>    | <b>963</b>    | <b>966</b>    | <b>+9</b>       | <b>-2</b>       | <b>+2</b>           | <b>+7</b>                       | <b>+74</b>                      | <b>0.68%</b>                      | <b>1,039</b>  |
| Advanced Nurse/ Midwife Practitioner         | 2             | 6             | 9             | 8             | 8             | +3              | -1              | +0                  | +2                              | +6                              | 30.00%                            | 8             |
| Adv. Nurse/ Midwife, Candidate               |               | 6             | 7             | 8             | 8             | +1              | +1              | +0                  | +2                              | +8                              | 32.44%                            | 8             |
| Clinical Nurse/ Midwife Specialist           | 60            | 58            | 64            | 61            | 62            | +6              | -2              | +1                  | +4                              | +2                              | 7.30%                             | 69            |
| <b>Nurse/ Midwife Specialist &amp; AN/MP</b> | <b>62</b>     | <b>70</b>     | <b>80</b>     | <b>76</b>     | <b>78</b>     | <b>+10</b>      | <b>-2</b>       | <b>+1</b>           | <b>+8</b>                       | <b>+16</b>                      | <b>11.41%</b>                     | <b>85</b>     |
| Staff Nurse [Intellectual Disability]        | 1,597         | 1,767         | 1,765         | 1,816         | 1,810         | -2              | +45             | -6                  | +43                             | +213                            | 2.44%                             | 2,096         |
| Staff Nurse [Psychiatric]                    | 82            | 60            | 51            | 48            | 49            | -8              | -2              | +2                  | -10                             | -33                             | -17.43%                           | 57            |
| Staff Nurses [General/ Children's]           | 889           | 792           | 777           | 752           | 746           | -14             | -31             | -6                  | -46                             | -143                            | -5.76%                            | 834           |
| <b>Staff Nurse/ Staff Midwife</b>            | <b>2,569</b>  | <b>2,618</b>  | <b>2,594</b>  | <b>2,616</b>  | <b>2,605</b>  | <b>-24</b>      | <b>+11</b>      | <b>-11</b>          | <b>-13</b>                      | <b>+36</b>                      | <b>-0.49%</b>                     | <b>2,987</b>  |
| Public Health Nurse                          | 6             | 12            | 11            | 11            | 10            | -1              | -0              | -1                  | -1                              | +4                              | -10.80%                           | 13            |
| <b>Public Health Nurse</b>                   | <b>6</b>      | <b>12</b>     | <b>11</b>     | <b>11</b>     | <b>10</b>     | <b>-1</b>       | <b>-0</b>       | <b>-1</b>           | <b>-1</b>                       | <b>+4</b>                       | <b>-10.80%</b>                    | <b>13</b>     |
| Nursing/ Midwifery awaiting registration     | 14            | 4             | 4             | 1             |               | +0              | -4              | -1                  | -4                              | -14                             | -100.00%                          |               |
| Pre-registration Nurse/ Midwife Intern       | 28            | 7             | 27            | 75            | 74            | +20             | +47             | -1                  | +67                             | +46                             | 953.25%                           | 154           |
| <b>Nursing/ Midwifery Student</b>            | <b>42</b>     | <b>11</b>     | <b>31</b>     | <b>76</b>     | <b>74</b>     | <b>+21</b>      | <b>+43</b>      | <b>-2</b>           | <b>+64</b>                      | <b>+32</b>                      | <b>586.95%</b>                    | <b>154</b>    |
| Nursing Education/Clinical                   | 21            | 27            | 27            | 26            | 25            | -0              | -2              | -1                  | -2                              | +4                              | -6.03%                            | 28            |
| Other Nursing/ Midwifery                     | 1             | 1             |               |               |               | -1              |                 |                     | -1                              | -1                              | -100.00%                          |               |
| <b>Nursing/ Midwifery other</b>              | <b>22</b>     | <b>28</b>     | <b>27</b>     | <b>26</b>     | <b>25</b>     | <b>-1</b>       | <b>-2</b>       | <b>-1</b>           | <b>-3</b>                       | <b>+3</b>                       | <b>-9.44%</b>                     | <b>28</b>     |
| <b>Nursing &amp; Midwifery</b>               | <b>3593</b>   | <b>3697</b>   |               | <b>3769</b>   | <b>3758</b>   | <b>+13</b>      | <b>+48</b>      | <b>-11</b>          | <b>+61</b>                      | <b>+165</b>                     | <b>1.66%</b>                      | <b>4,306</b>  |
| Dietitians                                   | 18            | 20            | 28            | 29            | 29            | +8              | +1              | -0                  | +9                              | +10                             | 41.87%                            | 34            |
| Occupational Therapists                      | 263           | 304           | 327           | 317           | 330           | +23             | +3              | +13                 | +26                             | +67                             | 8.55%                             | 372           |
| Physiotherapists                             | 189           | 193           | 204           | 205           | 208           | +11             | +4              | +3                  | +15                             | +19                             | 7.66%                             | 244           |
| Speech & Language Therapists                 | 292           | 273           | 283           | 293           | 297           | +11             | +13             | +4                  | +24                             | +5                              | 8.85%                             | 346           |
| <b>Therapy Professions</b>                   | <b>763</b>    | <b>790</b>    | <b>843</b>    | <b>844</b>    | <b>864</b>    | <b>+53</b>      | <b>+21</b>      | <b>+19</b>          | <b>+73</b>                      | <b>+101</b>                     | <b>9.30%</b>                      | <b>996</b>    |
| Clinical Engineering                         | 13            | 14            | 15            | 15            | 15            | +1              | +0              | +0                  | +1                              | +2                              | 7.45%                             | 15            |
| Medical Science                              | 4             | 4             | 4             | 4             | 4             | +0              | +0              | +0                  | +0                              | +0                              | 0.00%                             | 4             |
| Phlebotomists                                | 1             |               |               |               |               |                 |                 |                     |                                 | -1                              | -100.00%                          |               |
| Radiographers                                | 1             | 1             | 2             | 1             | 1             | +0              | -1              | +0                  | -0                              | +0                              | -24.81%                           | 1             |
| Respiratory Physiologists                    | 1             | 2             | 1             | 2             | 2             | -1              | +1              | +0                  | +0                              | +1                              | 0.00%                             | 2             |
| <b>Health Science/ Diagnostics</b>           | <b>20</b>     | <b>21</b>     | <b>22</b>     | <b>22</b>     | <b>22</b>     | <b>+0</b>       | <b>+0</b>       | <b>+0</b>           | <b>+1</b>                       | <b>+2</b>                       | <b>3.33%</b>                      | <b>22</b>     |
| Social Care                                  | 2,595         | 3,055         | 3,107         | 3,126         | 3,141         | +53             | +34             | +16                 | +87                             | +546                            | 2.83%                             | 3,677         |
| <b>Social Care</b>                           | <b>2,595</b>  | <b>3,055</b>  | <b>3,107</b>  | <b>3,126</b>  | <b>3,141</b>  | <b>+53</b>      | <b>+34</b>      | <b>+16</b>          | <b>+87</b>                      | <b>+546</b>                     | <b>2.83%</b>                      | <b>3,677</b>  |
| Social Workers                               | 219           | 239           | 255           | 262           | 263           | +16             | +8              | +0                  | +24                             | +44                             | 9.85%                             | 297           |
| <b>Social Workers</b>                        | <b>219</b>    | <b>239</b>    | <b>255</b>    | <b>262</b>    | <b>263</b>    | <b>+16</b>      | <b>+8</b>       | <b>+0</b>           | <b>+24</b>                      | <b>+44</b>                      | <b>9.85%</b>                      | <b>297</b>    |
| Psychologists                                | 202           | 239           | 243           | 241           | 244           | +4              | +1              | +2                  | +5                              | +42                             | 2.06%                             | 273           |
| <b>Psychologists</b>                         | <b>202</b>    | <b>239</b>    | <b>243</b>    | <b>241</b>    | <b>244</b>    | <b>+4</b>       | <b>+1</b>       | <b>+2</b>           | <b>+5</b>                       | <b>+42</b>                      | <b>2.06%</b>                      | <b>273</b>    |
| Pharmacists                                  | 5             | 7             | 7             | 6             | 6             | +0              | -0              | -0                  | -0                              | +1                              | -5.61%                            | 8             |

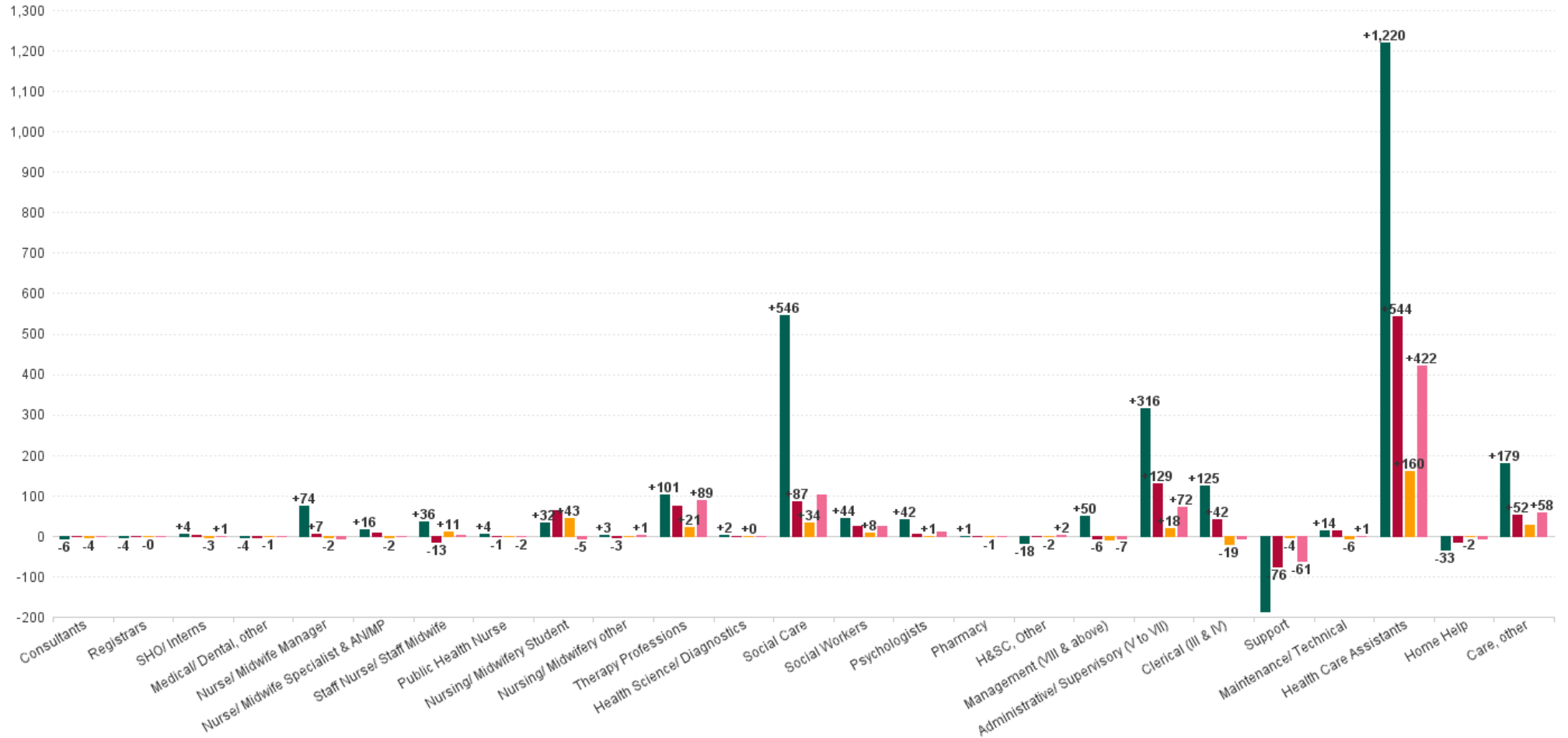


| MAY 2024                                      | WTE DEC 2019  | WTE DEC 2022  | WTE DEC 2023  | WTE APR 2024  | WTE MAY 2024  | WTE Change 2023 | WTE Change 2024 | WTE Change APR 2024 | WTE Change Dec 2022 to MAY 2024 | WTE Change Dec 2019 to MAY 2024 | % WTE Change Dec 2022 to MAY 2024 | No. MAY 2024  |
|---|---------------|---------------|---------------|---------------|---------------|-----------------|-----------------|---------------------|---------------------------------|---------------------------------|-----------------------------------|---------------|
| <b>Overall</b>                                | <b>18,273</b> | <b>19,903</b> | <b>20,565</b> | <b>20,741</b> | <b>20,833</b> | <b>+662</b>     | <b>+268</b>     | <b>+92</b>          | <b>+930</b>                     | <b>+2,561</b>                   | <b>4.67%</b>                      | <b>24,610</b> |
| Pharmacy Technicians                          | 2             | 2             | 2             | 1             | 1             | +0              | -0              | -0                  | -0                              | -0                              | -10.76%                           | 2             |
| <b>Pharmacy</b>                               | <b>7</b>      | <b>8</b>      | <b>8</b>      | <b>8</b>      | <b>8</b>      | <b>+0</b>       | <b>-1</b>       | <b>-0</b>           | <b>-1</b>                       | <b>+1</b>                       | <b>-6.60%</b>                     | <b>10</b>     |
| Counsellor Therapists                         | 19            | 23            | 17            | 16            | 16            | -6              | -1              | -0                  | -6                              | -3                              | -28.39%                           | 17            |
| Environmental Health Officers                 |               |               | 1             | 1             | 1             | +1              | +0              | +0                  | +1                              | +1                              | -100.00%                          | 1             |
| Other Health & Social Care                    | 51            | 30            | 27            | 26            | 26            | -3              | -1              | -1                  | -4                              | -25                             | -14.28%                           | 35            |
| Play Therapists/ Specialists                  | 15            | 15            | 24            | 23            | 24            | +8              | -0              | +1                  | +8                              | +8                              | 52.82%                            | 30            |
| <b>H&amp;SC, Other</b>                        | <b>85</b>     | <b>68</b>     | <b>68</b>     | <b>67</b>     | <b>67</b>     | <b>+0</b>       | <b>-2</b>       | <b>-0</b>           | <b>-2</b>                       | <b>-18</b>                      | <b>-2.34%</b>                     | <b>83</b>     |
| <b>Health &amp; Social Care Professionals</b> | <b>3890</b>   | <b>4421</b>   |               | <b>4570</b>   | <b>4608</b>   | <b>+126</b>     | <b>+61</b>      | <b>+38</b>          | <b>+187</b>                     | <b>+717</b>                     | <b>4.23%</b>                      | <b>5,358</b>  |
| Executive Management                          | 31            | 50            | 35            | 30            | 29            | -15             | -6              | -1                  | -21                             | -2                              | -41.49%                           | 30            |
| Senior Management (VIII & GM)                 | 149           | 186           | 203           | 196           | 201           | +16             | -2              | +5                  | +14                             | +52                             | 7.70%                             | 208           |
| <b>Management (VIII &amp; above)</b>          | <b>180</b>    | <b>236</b>    | <b>238</b>    | <b>226</b>    | <b>230</b>    | <b>+2</b>       | <b>-8</b>       | <b>+4</b>           | <b>-6</b>                       | <b>+50</b>                      | <b>-2.64%</b>                     | <b>238</b>    |
| Middle Management (V-VII)                     | 463           | 653           | 765           | 776           | 783           | +111            | +18             | +7                  | +130                            | +320                            | 19.87%                            | 827           |
| Other Administrative                          | 15            | 12            | 11            | 11            | 11            | -1              | +0              | +0                  | -1                              | -4                              | -8.33%                            | 11            |
| <b>Administrative/ Supervisory (V to VII)</b> | <b>477</b>    | <b>665</b>    | <b>776</b>    | <b>787</b>    | <b>794</b>    | <b>+110</b>     | <b>+18</b>      | <b>+7</b>           | <b>+129</b>                     | <b>+316</b>                     | <b>19.36%</b>                     | <b>838</b>    |
| General Administrative (III & IV)             | 660           | 744           | 804           | 790           | 785           | +60             | -19             | -4                  | +42                             | +125                            | 5.59%                             | 921           |
| <b>Clerical (III &amp; IV)</b>                | <b>660</b>    | <b>744</b>    | <b>804</b>    | <b>790</b>    | <b>785</b>    | <b>+60</b>      | <b>-19</b>      | <b>-4</b>           | <b>+42</b>                      | <b>+125</b>                     | <b>5.59%</b>                      | <b>921</b>    |
| <b>Management &amp; Administrative</b>        | <b>1317</b>   | <b>1645</b>   |               | <b>1803</b>   | <b>1809</b>   | <b>+172</b>     | <b>-8</b>       | <b>+6</b>           | <b>+164</b>                     | <b>+491</b>                     | <b>9.98%</b>                      | <b>1,997</b>  |
| Catering                                      | 98            | 75            | 75            | 75            | 75            | +1              | -1              | -0                  | -0                              | -23                             | -0.39%                            | 87            |
| Household Services                            | 419           | 385           | 368           | 377           | 376           | -17             | +8              | -0                  | -9                              | -42                             | -2.28%                            | 550           |
| Other Labs & Associated                       | 1             | 1             | 1             | 1             | 1             | +0              | +0              | +0                  | +0                              | +0                              | 0.00%                             | 1             |
| Other Support                                 | 188           | 145           | 88            | 81            | 77            | -57             | -11             | -3                  | -68                             | -111                            | -46.76%                           | 104           |
| Portering                                     | 28            | 18            | 20            | 20            | 19            | +2              | -1              | -1                  | +1                              | -9                              | 6.91%                             | 27            |
| <b>Support</b>                                | <b>733</b>    | <b>624</b>    | <b>552</b>    | <b>552</b>    | <b>548</b>    | <b>-71</b>      | <b>-4</b>       | <b>-4</b>           | <b>-76</b>                      | <b>-185</b>                     | <b>-12.16%</b>                    | <b>769</b>    |
| Maintenance                                   | 116           | 109           | 123           | 117           | 118           | +14             | -5              | +0                  | +9                              | +2                              | 8.19%                             | 128           |
| Technical Services                            | 8             | 17            | 22            | 21            | 21            | +5              | -1              | +0                  | +4                              | +13                             | 23.43%                            | 21            |
| <b>Maintenance/ Technical</b>                 | <b>124</b>    | <b>126</b>    | <b>144</b>    | <b>138</b>    | <b>139</b>    | <b>+19</b>      | <b>-6</b>       | <b>+0</b>           | <b>+13</b>                      | <b>+14</b>                      | <b>10.24%</b>                     | <b>149</b>    |
| <b>General Support</b>                        | <b>857</b>    | <b>750</b>    |               | <b>691</b>    | <b>687</b>    | <b>-53</b>      | <b>-10</b>      | <b>-4</b>           | <b>-63</b>                      | <b>-171</b>                     | <b>-8.40%</b>                     | <b>918</b>    |
| Attendant/ Aide                               | 230           | 179           | 157           | 156           | 154           | -21             | -3              | -2                  | -25                             | -76                             | -13.75%                           | 203           |
| Health Care Assistant/ Care Assistant         | 6,578         | 7,294         | 7,677         | 7,762         | 7,837         | +383            | +160            | +75                 | +543                            | +1,259                          | 7.44%                             | 9,387         |
| Health & Social Care Assistants               | 10            | 22            | 44            | 46            | 47            | +23             | +3              | +1                  | +26                             | +38                             | 118.65%                           | 53            |
| <b>Health Care Assistants</b>                 | <b>6,818</b>  | <b>7,495</b>  | <b>7,879</b>  | <b>7,964</b>  | <b>8,038</b>  | <b>+384</b>     | <b>+160</b>     | <b>+74</b>          | <b>+544</b>                     | <b>+1,220</b>                   | <b>7.25%</b>                      | <b>9,643</b>  |
| Home Helps                                    | 99            | 80            | 68            | 67            | 66            | -12             | -2              | -1                  | -14                             | -33                             | -17.01%                           | 190           |
| <b>Home Help</b>                              | <b>99</b>     | <b>80</b>     | <b>68</b>     | <b>67</b>     | <b>66</b>     | <b>-12</b>      | <b>-2</b>       | <b>-1</b>           | <b>-14</b>                      | <b>-33</b>                      | <b>-17.01%</b>                    | <b>190</b>    |
| Health Promotion                              |               |               | 1             | 1             | 1             | +1              | +0              | +0                  | +1                              | +1                              | -100.00%                          | 1             |
| Home Care Services                            | 28            | 17            | 14            | 16            | 15            | -4              | +1              | -1                  | -2                              | -13                             | -13.42%                           | 19            |
| Other Care Grades                             | 174           | 259           | 254           | 270           | 271           | -5              | +18             | +1                  | +13                             | +98                             | 4.97%                             | 305           |
| Pastoral Care                                 | 10            | 5             | 5             | 6             | 6             | +1              | +1              | +0                  | +1                              | -4                              | 28.99%                            | 8             |
| Workshop Services                             | 1,426         | 1,485         | 1,518         | 1,533         | 1,524         | +32             | +7              | -8                  | +39                             | +98                             | 2.62%                             | 1,802         |
| <b>Care, other</b>                            | <b>1,638</b>  | <b>1,766</b>  | <b>1,791</b>  | <b>1,825</b>  | <b>1,818</b>  | <b>+25</b>      | <b>+27</b>      | <b>-8</b>           | <b>+52</b>                      | <b>+179</b>                     | <b>2.93%</b>                      | <b>2,135</b>  |
| <b>Patient &amp; Client Care</b>              | <b>8556</b>   | <b>9341</b>   |               | <b>9857</b>   | <b>9923</b>   | <b>+397</b>     | <b>+185</b>     | <b>+66</b>          | <b>+582</b>                     | <b>+1,367</b>                   | <b>6.23%</b>                      | <b>11,968</b> |



# WTE Change by Staff Category

■ WTE change since DEC 2019 
 ■ WTE change since DEC 2022 
 ■ WTE change since DEC 2023 
 ■ WTE change since MAY 2023



# Disabilities Employment Report by WTE, Headcount, Gender, Full-Time / Part-Time etc. MAY 2024

| MAY 2024                                      | WTE MAY 2024 | No. MAY 2024 | WTE : No | % Male  | % Female  | Male WTE : No. | Female WTE : No | Perm Count % | Perm Count Male % | Perm Count Female % | Fulltime Count % | Part time Count % | FT Count Male % | FT Count Female % |
|---|--------------|--------------|----------|---------|-----------|----------------|-----------------|--------------|-------------------|---------------------|------------------|-------------------|-----------------|-------------------|
| <b>Total</b>                                  | 20,833       | 24,610       | 1:0.8    | 20.28%  | 79.72%    | 1:0.9          | 1:0.8           | 88.38%       | 17.84%            | 70.54%              | 59.33%           | 40.67%            | 69.20%          | 56.81%            |
| <b>Consultants</b>                            | 18.32        | 24           | 1:0.8    | 25.00%  | 75.00%    | 1:0.9          | 1:0.7           | 79.17%       | 16.67%            | 62.50%              | 50.00%           | 50.00%            | 83.33%          | 38.89%            |
| <b>Medical/ Dental, other</b>                 | 10.76        | 17           | 1:0.6    | 41.18%  | 58.82%    | 1:0.8          | 1:0.5           | 88.24%       | 29.41%            | 58.82%              | 35.29%           | 64.71%            | 57.14%          | 20.00%            |
| <b>Registrars</b>                             | 5            | 5            | 1:0.9    | 100.00% | 100.00%   | 1:0.8          | 1:1             | 40.00%       | 40.00%            |                     | 200.00%          |                   | 100.00%         | 100.00%           |
| <b>SHO/ Interns</b>                           | 11.01        | 12           | 1:0.9    | 41.67%  | 58.33%    | 1:0.8          | 1:1             |              |                   |                     | 100.00%          |                   | 100.00%         | 100.00%           |
| <b>Registrars</b>                             | 3.83         | 5            | 1:0.9    | 100.00% | 100.00%   | 1:0.8          | 1:1             | 40.00%       | 40.00%            |                     | 200.00%          |                   | 100.00%         | 100.00%           |
| <b>Medical &amp; Dental</b>                   | 49           | 63           | 1:0.8    | 36.51%  | 63.49%    | 1:0.8          | 1:0.8           | 57.14%       | 17.46%            | 39.68%              | 63.49%           | 36.51%            | 82.61%          | 52.50%            |
| <b>Nurse/ Midwife Specialist &amp; AN/MP</b>  | 15.72        | 16           | 1:0.9    | 18.75%  | 512.50%   | 1:0.9          | 1:0.9           | 500.00%      | 18.75%            | 481.25%             | 381.25%          | 150.00%           | 66.67%          | 71.95%            |
| <b>Nurse/ Midwife Manager</b>                 | 869.96       | 940          | 1:0.9    | 14.36%  | 96.17%    | 1:1            | 1:0.9           | 103.09%      | 13.51%            | 89.57%              | 93.72%           | 16.81%            | 96.30%          | 83.08%            |
| <b>Nurse/ Midwife Specialist &amp; AN/MP</b>  | 61.9         | 69           | 1:0.9    | 4.35%   | 118.84%   | 1:0.9          | 1:0.9           | 115.94%      | 4.35%             | 111.59%             | 88.41%           | 34.78%            | 66.67%          | 71.95%            |
| <b>Nurse/ Midwife Manager</b>                 | 95.63        | 99           | 1:0.9    | 136.36% | 913.13%   | 1:1            | 1:0.9           | 978.79%      | 128.28%           | 850.51%             | 889.90%          | 159.60%           | 96.30%          | 83.08%            |
| <b>Nursing/ Midwifery other</b>               | 24.94        | 28           | 1:0.9    | 3.57%   | 96.43%    | 1:1            | 1:0.9           | 100.00%      | 3.57%             | 96.43%              | 67.86%           | 32.14%            | 100.00%         | 66.67%            |
| <b>Nursing/ Midwifery Student</b>             | 74.47        | 154          | 1:0.5    | 5.84%   | 94.16%    | 1:0.5          | 1:0.5           | 0.65%        |                   | 0.65%               | 58.44%           | 41.56%            | 88.89%          | 56.55%            |
| <b>Public Health Nurse</b>                    | 10.49        | 13           | 1:0.8    |         | 100.00%   | 1:             | 1:0.8           | 100.00%      |                   | 100.00%             | 69.23%           | 30.77%            |                 | 69.23%            |
| <b>Staff Nurse/ Staff Midwife</b>             | 2,605.26     | 2,987        | 1:0.9    | 13.02%  | 86.98%    | 1:0.9          | 1:0.9           | 94.71%       | 12.15%            | 82.56%              | 70.07%           | 29.93%            | 86.63%          | 67.59%            |
| <b>Nursing &amp; Midwifery</b>                | 3,758        | 4,306        | 1:0.9    | 12.47%  | 87.53%    | 1:0.9          | 1:0.9           | 91.04%       | 11.47%            | 79.56%              | 73.22%           | 26.78%            | 89.01%          | 70.97%            |
| <b>Health Science/ Diagnostics</b>            | 15           | 15           | 1:1      | 126.67% | 20.00%    | 1:1            | 1:1             | 113.33%      | 106.67%           | 6.67%               | 140.00%          | 6.67%             | 94.74%          | 100.00%           |
| <b>H&amp;SC, Other</b>                        | 16.22        | 17           | 1:0.8    | 52.94%  | 435.29%   | 1:0.8          | 1:0.8           | 464.71%      | 47.06%            | 417.65%             | 264.71%          | 223.53%           | 66.67%          | 52.70%            |
| <b>Therapy Professions</b>                    | 28.97        | 34           | 1:0.9    | 235.29% | 2,694.12% | 1:0.9          | 1:0.9           | 2,811.76%    | 226.47%           | 2,585.29%           | 2,197.06%        | 732.35%           | 88.75%          | 73.80%            |
| <b>H&amp;SC, Other</b>                        | 1            | 1            | 1:0.8    | 900.00% | 7,400.00% | 1:0.8          | 1:0.8           | 7,900.00%    | 800.00%           | 7,100.00%           | 4,500.00%        | 3,800.00%         | 66.67%          | 52.70%            |
| <b>Health Science/ Diagnostics</b>            | 4            | 4            | 1:1      | 475.00% | 75.00%    | 1:1            | 1:1             | 425.00%      | 400.00%           | 25.00%              | 525.00%          | 25.00%            | 94.74%          | 100.00%           |
| <b>Therapy Professions</b>                    | 329.85       | 372          | 1:0.9    | 21.51%  | 246.24%   | 1:0.9          | 1:0.9           | 256.99%      | 20.70%            | 236.29%             | 200.81%          | 66.94%            | 88.75%          | 73.80%            |
| <b>H&amp;SC, Other</b>                        | 25.87        | 35           | 1:0.8    | 25.71%  | 211.43%   | 1:0.8          | 1:0.8           | 225.71%      | 22.86%            | 202.86%             | 128.57%          | 108.57%           | 66.67%          | 52.70%            |
| <b>Pharmacy</b>                               | 7.64         | 10           | 1:0.8    | 10.00%  | 90.00%    | 1:1            | 1:0.7           | 90.00%       | 10.00%            | 80.00%              | 50.00%           | 50.00%            | 100.00%         | 44.44%            |
| <b>Therapy Professions</b>                    | 208.02       | 244          | 1:0.9    | 32.79%  | 375.41%   | 1:0.9          | 1:0.9           | 391.80%      | 31.56%            | 360.25%             | 306.15%          | 102.05%           | 88.75%          | 73.80%            |
| <b>H&amp;SC, Other</b>                        | 23.55        | 30           | 1:0.8    | 30.00%  | 246.67%   | 1:0.8          | 1:0.8           | 263.33%      | 26.67%            | 236.67%             | 150.00%          | 126.67%           | 66.67%          | 52.70%            |
| <b>Psychologists</b>                          | 243.9        | 273          | 1:0.9    | 16.12%  | 83.88%    | 1:1            | 1:0.9           | 98.53%       | 16.12%            | 82.42%              | 73.63%           | 26.37%            | 93.18%          | 69.87%            |
| <b>Health Science/ Diagnostics</b>            | 3            | 3            | 1:1      | 633.33% | 100.00%   | 1:1            | 1:1             | 566.67%      | 533.33%           | 33.33%              | 700.00%          | 33.33%            | 94.74%          | 100.00%           |
| <b>Social Care</b>                            | 3,141.36     | 3,677        | 1:0.9    | 16.70%  | 83.30%    | 1:0.9          | 1:0.8           | 92.25%       | 15.45%            | 76.80%              | 50.04%           | 49.96%            | 64.66%          | 47.11%            |
| <b>Social Workers</b>                         | 262.59       | 297          | 1:0.9    | 15.82%  | 84.18%    | 1:0.9          | 1:0.9           | 96.97%       | 14.81%            | 82.15%              | 75.76%           | 24.24%            | 89.36%          | 73.20%            |
| <b>Therapy Professions</b>                    | 296.83       | 346          | 1:0.9    | 23.12%  | 264.74%   | 1:0.9          | 1:0.9           | 276.30%      | 22.25%            | 254.05%             | 215.90%          | 71.97%            | 88.75%          | 73.80%            |
| <b>Health &amp; Social Care Professionals</b> | 4,608        | 5,358        | 1:0.9    | 15.19%  | 84.81%    | 1:0.9          | 1:0.8           | 93.51%       | 14.15%            | 79.36%              | 57.56%           | 42.44%            | 70.76%          | 55.19%            |
| <b>Management (VIII &amp; above)</b>          | 29.04        | 30           | 1:1      | 243.33% | 550.00%   | 1:1            | 1:1             | 733.33%      | 226.67%           | 506.67%             | 770.00%          | 23.33%            | 98.63%          | 96.36%            |



| MAY 2024                               | WTE MAY 2024  | No. MAY 2024  | WTE : No     | % Male        | % Female      | Male WTE : No. | Female WTE : No | Perm Count %  | Perm Count Male % | Perm Count Female % | Fulltime Count % | Part time Count % | FT Count Male % | FT Count Female % |
|--|---------------|---------------|--------------|---------------|---------------|----------------|-----------------|---------------|-------------------|---------------------|------------------|-------------------|-----------------|-------------------|
| <b>Total</b>                           | <b>20,833</b> | <b>24,610</b> | <b>1:0.8</b> | <b>20.28%</b> | <b>79.72%</b> | <b>1:0.9</b>   | <b>1:0.8</b>    | <b>88.38%</b> | <b>17.84%</b>     | <b>70.54%</b>       | <b>59.33%</b>    | <b>40.67%</b>     | <b>69.20%</b>   | <b>56.81%</b>     |
| Clerical (III & IV)                    | 785.06        | 921           | 1:0.9        | 10.64%        | 89.36%        | 1:0.9          | 1:0.8           | 89.47%        | 9.23%             | 80.24%              | 62.21%           | 37.79%            | 80.61%          | 60.02%            |
| Administrative/ Supervisory (V to VII) | 793.84        | 838           | 1:0.9        | 22.43%        | 77.57%        | 1:1            | 1:0.9           | 92.96%        | 20.76%            | 72.20%              | 86.28%           | 13.72%            | 96.81%          | 83.23%            |
| Management (VIII & above)              | 200.83        | 208           | 1:1          | 35.10%        | 79.33%        | 1:1            | 1:1             | 105.77%       | 32.69%            | 73.08%              | 111.06%          | 3.37%             | 98.63%          | 96.36%            |
| Management & Administrative            | 1,809         | 1,997         | 1:0.9        | 17.98%        | 82.02%        | 1:1            | 1:0.9           | 91.29%        | 16.37%            | 74.91%              | 76.46%           | 23.54%            | 92.76%          | 72.89%            |
| Support                                | 450.9         | 637           | 1:0.7        | 37.05%        | 83.67%        | 1:0.7          | 1:0.7           | 103.92%       | 29.20%            | 74.73%              | 44.43%           | 76.30%            | 49.58%          | 31.14%            |
| Maintenance/ Technical                 | 117.82        | 128           | 1:0.9        | 106.25%       | 10.16%        | 1:0.9          | 1:0.9           | 104.69%       | 94.53%            | 10.16%              | 86.72%           | 29.69%            | 77.21%          | 46.15%            |
| Support                                | 97.18         | 132           | 1:0.7        | 178.79%       | 403.79%       | 1:0.7          | 1:0.7           | 501.52%       | 140.91%           | 360.61%             | 214.39%          | 368.18%           | 49.58%          | 31.14%            |
| Maintenance/ Technical                 | 20.86         | 21            | 1:0.9        | 647.62%       | 61.90%        | 1:0.9          | 1:0.9           | 638.10%       | 576.19%           | 61.90%              | 528.57%          | 180.95%           | 77.21%          | 46.15%            |
| General Support                        | 687           | 918           | 1:0.7        | 40.52%        | 59.48%        | 1:0.8          | 1:0.7           | 86.71%        | 33.44%            | 53.27%              | 42.92%           | 57.08%            | 59.68%          | 31.50%            |
| Health Care Assistants                 | 7,991         | 9,590         | 1:0.8        | 24.28%        | 76.28%        | 1:0.9          | 1:0.8           | 85.02%        | 21.03%            | 63.98%              | 52.48%           | 48.07%            | 61.00%          | 49.39%            |
| Care, other                            | 1             | 1             | 1:0.9        | 54,300.00%    | 159,200.00%   | 1:0.9          | 1:0.8           | 188,800.00%   | 46,900.00%        | 141,900.00%         | 136,400.00%      | 77,100.00%        | 74.77%          | 60.18%            |
| Health Care Assistants                 | 47.36         | 53            | 1:0.8        | 4,392.45%     | 13,801.89%    | 1:0.9          | 1:0.8           | 15,383.02%    | 3,805.66%         | 11,577.36%          | 9,496.23%        | 8,698.11%         | 61.00%          | 49.39%            |
| Care, other                            | 15.03         | 19            | 1:0.9        | 2,857.89%     | 8,378.95%     | 1:0.9          | 1:0.8           | 9,936.84%     | 2,468.42%         | 7,468.42%           | 7,178.95%        | 4,057.89%         | 74.77%          | 60.18%            |
| Home Help                              | 66.41         | 190           | 1:0.3        | 7.89%         | 92.11%        | 1:0.3          | 1:0.4           | 65.79%        | 4.21%             | 61.58%              | 2.63%            | 97.37%            |                 | 2.86%             |
| Care, other                            | 1,801.92      | 2,115         | 1:0.9        | 25.67%        | 75.27%        | 1:0.9          | 1:0.8           | 89.27%        | 22.17%            | 67.09%              | 64.49%           | 36.45%            | 74.77%          | 60.18%            |
| Patient & Client Care                  | 9,923         | 11,968        | 1:0.8        | 24.11%        | 75.89%        | 1:0.9          | 1:0.8           | 84.94%        | 20.84%            | 64.10%              | 53.49%           | 46.51%            | 63.27%          | 50.39%            |



## Disabilities Employment Report by CHO : WTE, Headcount, Gender, Full-Time / Part-Time etc. MAY 2024

| MAY 2024                 | WTE MAY 2024  | No. MAY 2024  | WTE : No     | Number Male   | Number Female | Male WTE : No. | Female WTE : No | Perm Count %  | Number Male % | Number Female % | Fulltime Count % | Part time Count % | FT Count Male % | FT Count Female % |
|--------------------------|---------------|---------------|--------------|---------------|---------------|----------------|-----------------|---------------|---------------|-----------------|------------------|-------------------|-----------------|-------------------|
| <b>Total</b>             | <b>20,833</b> | <b>24,610</b> | <b>1:0.8</b> | <b>20.28%</b> | <b>79.72%</b> | <b>1:0.9</b>   | <b>1:0.8</b>    | <b>88.38%</b> | <b>17.84%</b> | <b>70.54%</b>   | <b>59.33%</b>    | <b>40.67%</b>     | <b>69.20%</b>   | <b>56.81%</b>     |
| CHO 1                    | 1,766         | 1,964         | 1:0.9        | 21.28%        | 78.72%        | 1:0.9          | 1:0.9           | 92.82%        | 19.65%        | 73.17%          | 80.45%           | 19.55%            | 90.43%          | 77.75%            |
| CHO 2                    | 1,838         | 2,251         | 1:0.8        | 23.46%        | 76.54%        | 1:0.8          | 1:0.8           | 83.56%        | 18.79%        | 64.77%          | 49.71%           | 50.29%            | 53.79%          | 48.46%            |
| CHO 3                    | 2,100         | 2,500         | 1:0.8        | 14.28%        | 85.72%        | 1:0.9          | 1:0.8           | 86.12%        | 12.16%        | 73.96%          | 41.44%           | 58.56%            | 44.82%          | 40.88%            |
| CHO 4                    | 2,743         | 3,242         | 1:0.8        | 21.07%        | 78.93%        | 1:0.9          | 1:0.8           | 84.70%        | 17.40%        | 67.30%          | 71.53%           | 28.47%            | 77.01%          | 70.07%            |
| CHO 5                    | 1,747         | 2,046         | 1:0.9        | 21.60%        | 78.40%        | 1:0.9          | 1:0.8           | 86.36%        | 18.13%        | 68.23%          | 53.62%           | 46.38%            | 65.84%          | 50.25%            |
| CHO 6                    | 1,241         | 1,435         | 1:0.9        | 23.55%        | 76.45%        | 1:0.9          | 1:0.8           | 89.62%        | 20.49%        | 69.13%          | 66.48%           | 33.52%            | 80.47%          | 62.17%            |
| CHO 7                    | 3,543         | 4,171         | 1:0.8        | 22.90%        | 77.10%        | 1:0.9          | 1:0.8           | 89.62%        | 20.67%        | 68.95%          | 68.21%           | 31.79%            | 80.73%          | 64.49%            |
| CHO 8                    | 2,455         | 2,979         | 1:0.8        | 21.95%        | 78.05%        | 1:0.9          | 1:0.8           | 93.25%        | 21.18%        | 72.07%          | 48.54%           | 51.46%            | 50.92%          | 47.87%            |
| CHO 9                    | 3,393         | 4,015         | 1:0.8        | 15.32%        | 84.68%        | 1:0.9          | 1:0.8           | 88.97%        | 13.82%        | 75.14%          | 54.74%           | 45.26%            | 71.22%          | 51.76%            |
| other Community Services | 7             | 7             | 1:1          | 14.29%        | 85.71%        | 1:0.9          | 1:1             | 100.00%       | 14.29%        | 85.71%          | 85.71%           | 14.29%            | 100.00%         | 83.33%            |



## Previous Month Summary

|   | % WTE change since APR 2024 | WTE change since APR 2024 | CHO 1       | CHO 2        | CHO 3       | CHO 4        | CHO 5        | CHO 6       | CHO 7        | CHO 8       | CHO 9       | other Commu |
|---|-----------------------------|---------------------------|-------------|--------------|-------------|--------------|--------------|-------------|--------------|-------------|-------------|-------------|
| <b>Total</b>                                  | <b>+0.44%</b>               | <b>+92.2</b>              | <b>-5.1</b> | <b>+13.5</b> | <b>+9.4</b> | <b>+39.9</b> | <b>+14.9</b> | <b>+3.1</b> | <b>+20.2</b> | <b>+5.0</b> | <b>-8.7</b> | <b>-0.1</b> |
| Consultants                                   | -5.66%                      | -1.1                      |             | -1.0         | -0.1        | -0.0         | +0.0         | +0.0        |              |             | +0.0        |             |
| Registrars                                    | -11.61%                     | -1.2                      |             | -1.0         |             |              |              |             | -0.2         | +0.0        | +0.0        |             |
| SHO/ Interns                                  | -4.68%                      | -0.5                      |             | +0.0         |             |              |              |             | -0.6         |             | +0.0        |             |
| Medical/ Dental, other                        | -0.55%                      | -0.1                      | +0.4        | +0.0         | +0.0        | +0.0         |              | -0.5        |              | +0.0        | +0.0        |             |
| <b>Medical &amp; Dental</b>                   | <b>-5.52%</b>               | <b>-2.9</b>               | <b>+0.4</b> | <b>-2.0</b>  | <b>-0.1</b> | <b>-0.0</b>  | <b>+0.0</b>  | <b>-0.5</b> | <b>-0.8</b>  | <b>+0.0</b> | <b>+0.1</b> |             |
| Nurse/ Midwife Manager                        | +0.25%                      | +2.4                      | +0.3        | +1.7         | -0.8        | +0.9         | -0.4         | +0.1        | +2.3         | -0.0        | -1.8        |             |
| Nurse/ Midwife Specialist & AN/MP             | +1.56%                      | +1.2                      | -0.0        | +0.2         | +0.0        | +0.0         | -0.1         | +0.1        | +0.0         | +1.0        | +0.0        |             |
| Staff Nurse/ Staff Midwife                    | -0.42%                      | -11.0                     | -2.5        | -3.3         | +0.4        | +1.8         | +2.7         | +0.6        | -4.8         | -5.0        | -1.0        |             |
| Public Health Nurse                           | -7.58%                      | -0.9                      | -0.0        |              |             |              | -0.8         |             |              |             |             |             |
| Nursing/ Midwifery Student                    | -2.49%                      | -1.9                      | -1.8        |              | +0.0        | -0.2         | +0.1         |             | +0.0         | +0.1        | -0.2        |             |
| Nursing/ Midwifery other                      | -2.77%                      | -0.7                      | -0.0        |              | +0.0        | +0.0         | +0.0         | +0.0        | +0.0         | -0.7        | +0.0        |             |
| <b>Nursing &amp; Midwifery</b>                | <b>-0.29%</b>               | <b>-10.9</b>              | <b>-4.1</b> | <b>-1.4</b>  | <b>-0.4</b> | <b>+2.6</b>  | <b>+1.6</b>  | <b>+0.7</b> | <b>-2.5</b>  | <b>-4.6</b> | <b>-2.9</b> |             |
| Therapy Professions                           | +2.29%                      | +19.4                     | +5.3        | -0.5         | -1.6        | +2.6         | -0.0         | +2.3        | +3.4         | +5.5        | +2.3        |             |
| Health Science/ Diagnostics                   | +0.00%                      | +0.0                      |             |              | +0.0        |              |              |             | +0.0         | +0.0        | +0.0        |             |
| Social Care                                   | +0.51%                      | +15.9                     | +0.6        | +3.4         | +4.2        | +8.5         | +0.9         | -1.7        | +6.0         | -1.3        | -4.8        |             |
| Social Workers                                | +0.18%                      | +0.5                      | +1.1        | +0.3         | +0.1        | -0.1         | -0.1         | +1.1        | -0.5         | +0.3        | -1.8        |             |
| Psychologists                                 | +1.02%                      | +2.5                      | -0.3        | +0.6         | -0.1        | +1.5         | -0.1         | -0.1        | -1.2         | +0.4        | +1.7        |             |
| Pharmacy                                      | -1.55%                      | -0.1                      |             |              |             |              |              |             | -0.1         |             | +0.0        |             |
| H&SC, Other                                   | -0.03%                      | -0.0                      | +0.0        | -0.8         | -0.0        | +0.0         | -0.2         | +0.0        | +0.0         | -0.1        | +1.0        |             |
| <b>Health &amp; Social Care Professionals</b> | <b>+0.83%</b>               | <b>+38.0</b>              | <b>+6.8</b> | <b>+3.1</b>  | <b>+2.6</b> | <b>+12.6</b> | <b>+0.6</b>  | <b>+1.5</b> | <b>+7.6</b>  | <b>+4.9</b> | <b>-1.6</b> |             |
| Management (VIII & above)                     | +1.78%                      | +4.0                      | +0.0        | +1.6         | +1.0        | -1.0         | -0.2         | -0.4        | +1.6         | +1.4        | +0.0        | -0.1        |
| Administrative/ Supervisory (V to VII)        | +0.83%                      | +6.5                      | +0.2        | -0.3         | +0.1        | +1.3         | +0.5         | +2.6        | -0.7         | +1.7        | +1.2        | +0.0        |





|  |               |              |             |              |             |              |              |             |              |             |             |             |
|--|---------------|--------------|-------------|--------------|-------------|--------------|--------------|-------------|--------------|-------------|-------------|-------------|
| Clerical (III & IV)                    | -0.57%        | -4.5         | -0.3        | -3.5         | -0.1        | +1.7         | +0.2         | -1.2        | -0.6         | +0.8        | -1.6        | +0.0        |
| <b>Management &amp; Administrative</b> | <b>+0.34%</b> | <b>+6.1</b>  | <b>-0.1</b> | <b>-2.1</b>  | <b>+1.0</b> | <b>+2.0</b>  | <b>+0.6</b>  | <b>+1.0</b> | <b>+0.3</b>  | <b>+3.9</b> | <b>-0.3</b> | <b>-0.1</b> |
| Support                                | -0.75%        | -4.2         | -0.3        | -2.0         | +1.5        | -0.1         | +0.0         | -0.9        | -0.3         | +0.5        | -2.7        |             |
| Maintenance/ Technical                 | +0.26%        | +0.4         | +0.0        | -0.0         | +0.0        | -0.9         | +0.4         | +0.0        | +0.7         | +0.1        | +0.0        |             |
| <b>General Support</b>                 | <b>-0.55%</b> | <b>-3.8</b>  | <b>-0.3</b> | <b>-2.1</b>  | <b>+1.6</b> | <b>-1.0</b>  | <b>+0.5</b>  | <b>-0.9</b> | <b>+0.4</b>  | <b>+0.7</b> | <b>-2.7</b> |             |
| Health Care Assistants                 | +0.93%        | +73.9        | -7.9        | +19.3        | +7.7        | +22.9        | +12.0        | +3.2        | +18.1        | -0.7        | -0.8        |             |
| Home Help                              | -0.94%        | -0.6         | +0.1        |              |             |              | -0.6         |             | +0.0         | -0.2        |             |             |
| Care, other                            | -0.41%        | -7.5         | -0.1        | -1.4         | -3.0        | +0.8         | +0.4         | -2.0        | -3.0         | +1.1        | -0.4        |             |
| <b>Patient &amp; Client Care</b>       | <b>+0.67%</b> | <b>+65.7</b> | <b>-7.9</b> | <b>+17.9</b> | <b>+4.8</b> | <b>+23.7</b> | <b>+11.8</b> | <b>+1.2</b> | <b>+15.2</b> | <b>+0.3</b> | <b>-1.2</b> |             |



## Year on Year Summary

|   | % WTE change since MAY 2023 | WTE change since MAY 2023 | CHO 1        | CHO 2         | CHO 3        | CHO 4        | CHO 5        | CHO 6        | CHO 7         | CHO 8        | CHO 9        | other Community Services |
|---|-----------------------------|---------------------------|--------------|---------------|--------------|--------------|--------------|--------------|---------------|--------------|--------------|--------------------------|
| <b>Total</b>                                  | <b>+3.41%</b>               | <b>+687.9</b>             | <b>+29.5</b> | <b>+173.6</b> | <b>+87.5</b> | <b>+58.9</b> | <b>+47.4</b> | <b>+35.8</b> | <b>+129.1</b> | <b>+84.7</b> | <b>+40.5</b> | <b>+1.0</b>              |
| Consultants                                   | -6.72%                      | -1.3                      |              | -1.0          | -0.1         | -0.0         | +0.0         | -2.5         |               |              | +2.3         |                          |
| Registrars                                    | -13.69%                     | -1.4                      |              | -1.0          |              |              |              | -1.0         | +0.6          | +0.0         | +0.0         |                          |
| SHO/ Interns                                  | +4.76%                      | +0.5                      |              | +1.0          |              |              |              |              | +0.5          |              | -1.0         |                          |
| Medical/ Dental, other                        | -13.30%                     | -1.7                      | +0.4         | +0.0          | +0.0         | -0.6         |              | -0.5         |               | +0.0         | -1.0         |                          |
| <b>Medical &amp; Dental</b>                   | <b>-7.33%</b>               | <b>-3.9</b>               | <b>+0.4</b>  | <b>-1.0</b>   | <b>-0.1</b>  | <b>-0.7</b>  | <b>+0.0</b>  | <b>-4.0</b>  | <b>+1.1</b>   | <b>+0.0</b>  | <b>+0.4</b>  |                          |
| Nurse/ Midwife Manager                        | -0.67%                      | -6.5                      | +5.8         | -5.2          | +1.1         | +1.4         | +2.9         | +0.1         | -9.7          | +1.2         | -4.1         |                          |
| Nurse/ Midwife Specialist & AN/MP             | -0.79%                      | -0.6                      | +1.0         | -1.1          | -0.2         | -2.0         | -0.3         | -0.1         | +1.0          | +1.0         | +0.2         |                          |
| Staff Nurse/ Staff Midwife                    | +0.08%                      | +2.2                      | -7.2         | +6.8          | -3.4         | -10.1        | +9.7         | -6.8         | -26.4         | +24.5        | +15.0        |                          |
| Public Health Nurse                           | -12.66%                     | -1.5                      | +0.0         |               |              |              | -0.6         |              |               | -1.0         |              |                          |
| Nursing/ Midwifery Student                    | -6.06%                      | -4.8                      | +1.7         |               | +3.5         | -0.7         | +0.5         |              | -2.0          | -6.9         | -0.9         |                          |
| Nursing/ Midwifery other                      | +4.79%                      | +1.1                      | +0.6         |               | +0.3         | +0.0         | +0.0         | +0.0         | +0.0          | -0.2         | +0.5         |                          |
| <b>Nursing &amp; Midwifery</b>                | <b>-0.27%</b>               | <b>-10.1</b>              | <b>+2.0</b>  | <b>+0.5</b>   | <b>+1.3</b>  | <b>-11.4</b> | <b>+12.2</b> | <b>-6.8</b>  | <b>-37.2</b>  | <b>+18.6</b> | <b>+10.6</b> |                          |
| Therapy Professions                           | +11.45%                     | +88.7                     | +0.5         | +41.5         | +10.6        | +21.9        | -4.6         | +2.2         | +10.5         | -2.8         | +8.9         |                          |
| Health Science/ Diagnostics                   | -2.78%                      | -0.6                      |              |               | +0.0         |              |              |              | +0.4          | +0.0         | -1.0         |                          |
| Social Care                                   | +3.38%                      | +102.6                    | +11.2        | +44.6         | +5.8         | +19.1        | -3.9         | +19.4        | +25.7         | -6.0         | -13.1        |                          |
| Social Workers                                | +10.98%                     | +26.0                     | +8.5         | +2.1          | +0.3         | +8.0         | +6.8         | +0.2         | -3.4          | +3.7         | -0.3         |                          |
| Psychologists                                 | +4.71%                      | +11.0                     | +3.8         | +4.7          | +1.2         | +2.2         | -0.3         | +0.7         | +0.8          | -5.8         | +3.7         |                          |
| Pharmacy                                      | +6.85%                      | +0.5                      |              |               |              |              |              |              | +1.5          |              | -1.0         |                          |
| H&SC, Other                                   | +3.24%                      | +2.1                      | -0.9         | +3.6          | -0.5         | +1.8         | +0.6         | -0.9         | -1.5          | -0.6         | +0.6         |                          |
| <b>Health &amp; Social Care Professionals</b> | <b>+5.26%</b>               | <b>+230.2</b>             | <b>+23.2</b> | <b>+96.4</b>  | <b>+17.3</b> | <b>+52.9</b> | <b>-1.4</b>  | <b>+21.5</b> | <b>+34.0</b>  | <b>-11.5</b> | <b>-2.2</b>  |                          |
| Management (VIII & above)                     | -3.00%                      | -7.1                      | +1.0         | -0.6          | +1.5         | -0.0         | -1.4         | -6.1         | -3.3          | -0.2         | +2.0         | -0.1                     |



|  |               |               |              |              |              |              |              |              |               |              |              |             |
|--|---------------|---------------|--------------|--------------|--------------|--------------|--------------|--------------|---------------|--------------|--------------|-------------|
| Administrative/ Supervisory (V to VII) | +9.92%        | +71.7         | -1.4         | +9.9         | +0.4         | +10.0        | +8.5         | +10.8        | +15.6         | +10.8        | +7.1         | +0.0        |
| Clerical (III & IV)                    | -0.75%        | -5.9          | -2.3         | -0.6         | +2.5         | +5.9         | -0.4         | -5.1         | +0.5          | +0.8         | -8.2         | +1.0        |
| <b>Management &amp; Administrative</b> | <b>+3.35%</b> | <b>+58.6</b>  | <b>-2.7</b>  | <b>+8.7</b>  | <b>+4.3</b>  | <b>+15.9</b> | <b>+6.7</b>  | <b>-0.4</b>  | <b>+12.8</b>  | <b>+11.4</b> | <b>+1.0</b>  | <b>+1.0</b> |
| Support                                | -10.01%       | -61.0         | -5.2         | +1.9         | +3.7         | -50.8        | -1.8         | -1.8         | +1.1          | -3.3         | -4.8         |             |
| Maintenance/ Technical                 | +0.69%        | +1.0          | +0.0         | +1.9         | -0.0         | -1.2         | +0.5         | -1.0         | -2.4          | +0.8         | +2.4         |             |
| <b>General Support</b>                 | <b>-8.03%</b> | <b>-60.0</b>  | <b>-5.2</b>  | <b>+3.8</b>  | <b>+3.6</b>  | <b>-52.0</b> | <b>-1.3</b>  | <b>-2.8</b>  | <b>-1.4</b>   | <b>-2.5</b>  | <b>-2.4</b>  |             |
| Health Care Assistants                 | +5.54%        | +422.0        | +12.6        | +57.5        | +51.5        | +35.8        | +20.9        | +34.2        | +109.7        | +70.5        | +29.4        |             |
| Home Help                              | -9.88%        | -7.3          | -1.8         |              |              |              | -2.1         |              | -1.8          | -1.5         |              |             |
| Care, other                            | +3.32%        | +58.4         | +1.1         | +7.8         | +9.5         | +18.2        | +12.4        | -6.0         | +12.0         | -0.3         | +3.7         |             |
| <b>Patient &amp; Client Care</b>       | <b>+5.01%</b> | <b>+473.1</b> | <b>+11.8</b> | <b>+65.2</b> | <b>+61.0</b> | <b>+54.0</b> | <b>+31.2</b> | <b>+28.2</b> | <b>+119.9</b> | <b>+68.7</b> | <b>+33.1</b> |             |



## Year to Date Summary

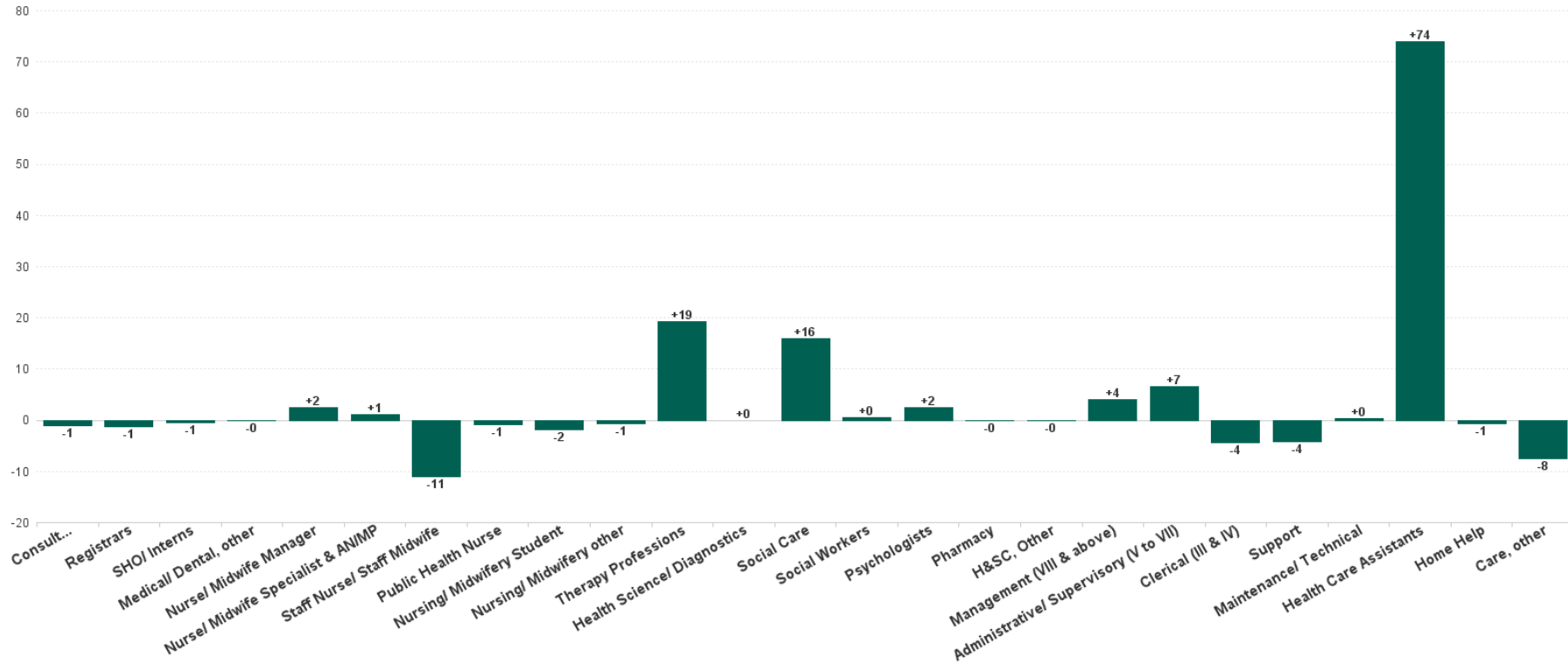
|   | % WTE change since DEC 2023 | WTE change since DEC 2023 | CHO 1        | CHO 2        | CHO 3        | CHO 4        | CHO 5        | CHO 6        | CHO 7        | CHO 8        | CHO 9        | other Community Services |
|---|-----------------------------|---------------------------|--------------|--------------|--------------|--------------|--------------|--------------|--------------|--------------|--------------|--------------------------|
| <b>Total</b>                                  | <b>+1.30%</b>               | <b>+268.3</b>             | <b>+7.3</b>  | <b>+80.9</b> | <b>+52.0</b> | <b>+56.3</b> | <b>+34.2</b> | <b>+19.1</b> | <b>-17.6</b> | <b>+22.7</b> | <b>+13.6</b> | <b>-0.1</b>              |
| Consultants                                   | -16.84%                     | -3.7                      |              | -1.0         | -0.2         | -0.0         | +0.0         | -2.5         |              |              | +0.0         |                          |
| Registrars                                    | -1.56%                      | -0.1                      |              | +0.0         |              |              |              | -1.0         | -0.1         | +0.0         | +1.0         |                          |
| SHO/ Interns                                  | -21.36%                     | -3.0                      |              | +0.0         |              |              |              |              | -2.0         |              | -1.0         |                          |
| Medical/ Dental, other                        | -8.89%                      | -1.1                      | +0.4         | +0.0         | +0.0         | +0.0         |              | -0.5         |              | +0.0         | -1.0         |                          |
| <b>Medical &amp; Dental</b>                   | <b>-13.89%</b>              | <b>-7.9</b>               | <b>+0.4</b>  | <b>-1.0</b>  | <b>-0.2</b>  | <b>-0.0</b>  | <b>+0.0</b>  | <b>-4.0</b>  | <b>-2.1</b>  | <b>+0.0</b>  | <b>-1.0</b>  |                          |
| Nurse/ Midwife Manager                        | -0.22%                      | -2.1                      | +0.6         | +5.0         | +3.1         | -0.9         | +2.0         | +2.9         | -11.1        | -5.4         | +1.7         |                          |
| Nurse/ Midwife Specialist & AN/MP             | -2.66%                      | -2.1                      | -0.3         | -1.5         | -1.1         | -1.0         | -0.2         | +0.1         | +1.0         | +0.9         | +0.0         |                          |
| Staff Nurse/ Staff Midwife                    | +0.43%                      | +11.2                     | -2.1         | +9.9         | +1.9         | +0.2         | +9.0         | -0.8         | -13.8        | +13.7        | -6.8         |                          |
| Public Health Nurse                           | -2.15%                      | -0.2                      | +0.0         |              |              |              | +0.7         |              |              | -1.0         |              |                          |
| Nursing/ Midwifery Student                    | +136.92%                    | +43.0                     | +9.0         |              | +0.0         | +8.3         | +5.5         |              | +5.0         | +9.5         | +5.7         |                          |
| Nursing/ Midwifery other                      | -5.96%                      | -1.6                      | -0.5         |              | +0.0         | +0.0         | +0.0         | +0.0         | +0.0         | -1.8         | +0.8         |                          |
| <b>Nursing &amp; Midwifery</b>                | <b>+1.30%</b>               | <b>+48.3</b>              | <b>+6.8</b>  | <b>+13.4</b> | <b>+4.0</b>  | <b>+6.7</b>  | <b>+17.0</b> | <b>+2.2</b>  | <b>-18.9</b> | <b>+15.8</b> | <b>+1.4</b>  |                          |
| Therapy Professions                           | +2.47%                      | +20.8                     | +2.9         | +5.3         | +0.7         | +1.7         | -3.4         | +2.2         | +5.6         | +1.9         | +3.8         |                          |
| Health Science/ Diagnostics                   | +1.43%                      | +0.3                      |              |              | +0.0         |              |              |              | +0.3         | +0.0         | +0.0         |                          |
| Social Care                                   | +1.09%                      | +33.9                     | +3.6         | +5.3         | +9.5         | +16.0        | -4.9         | +4.0         | +1.0         | -0.2         | -0.3         |                          |
| Social Workers                                | +3.00%                      | +7.7                      | +2.0         | +2.0         | -0.8         | -1.3         | +4.1         | -0.8         | -0.9         | +2.1         | +1.3         |                          |
| Psychologists                                 | +0.37%                      | +0.9                      | +4.0         | -1.4         | +0.6         | +4.2         | -0.3         | -0.9         | -0.6         | -4.6         | -0.0         |                          |
| Pharmacy                                      | -7.84%                      | -0.7                      |              |              |              |              |              |              | +0.4         |              | -1.0         |                          |
| H&SC, Other                                   | -2.50%                      | -1.7                      | +0.1         | +1.9         | +0.5         | +0.0         | -1.4         | +0.0         | -1.0         | -0.8         | -1.0         |                          |
| <b>Health &amp; Social Care Professionals</b> | <b>+1.35%</b>               | <b>+61.2</b>              | <b>+12.7</b> | <b>+13.1</b> | <b>+10.5</b> | <b>+20.5</b> | <b>-5.8</b>  | <b>+4.4</b>  | <b>+4.7</b>  | <b>-1.7</b>  | <b>+2.8</b>  |                          |
| Management (VIII & above)                     | -3.26%                      | -7.7                      | +0.1         | -0.4         | -0.0         | -2.4         | -0.9         | -1.8         | -3.0         | +0.7         | +0.0         | -0.1                     |
| Administrative/ Supervisory (V to VII)        | +2.35%                      | +18.3                     | -2.5         | +5.3         | +1.7         | -0.2         | +4.9         | +5.7         | +0.1         | +1.7         | +1.6         | +0.0                     |
| Clerical (III & IV)                           | -2.31%                      | -18.6                     | -1.6         | -2.3         | +0.7         | +10.7        | -4.2         | -8.5         | -2.9         | -2.3         | -8.2         | +0.0                     |
| <b>Management &amp; Administrative</b>        | <b>-0.44%</b>               | <b>-8.0</b>               | <b>-4.0</b>  | <b>+2.6</b>  | <b>+2.4</b>  | <b>+8.1</b>  | <b>-0.2</b>  | <b>-4.6</b>  | <b>-5.8</b>  | <b>+0.1</b>  | <b>-6.6</b>  | <b>-0.1</b>              |
| Support                                       | -0.80%                      | -4.4                      | -3.6         | +3.2         | +3.7         | +1.0         | +0.0         | +1.0         | -5.0         | -1.1         | -3.6         |                          |
| Maintenance/ Technical                        | -3.96%                      | -5.7                      | +0.0         | +1.5         | +0.0         | -1.2         | +0.9         | -1.0         | -6.8         | +0.8         | +0.0         |                          |
| <b>General Support</b>                        | <b>-1.45%</b>               | <b>-10.1</b>              | <b>-3.6</b>  | <b>+4.8</b>  | <b>+3.7</b>  | <b>-0.1</b>  | <b>+0.9</b>  | <b>-0.0</b>  | <b>-11.9</b> | <b>-0.3</b>  | <b>-3.6</b>  |                          |



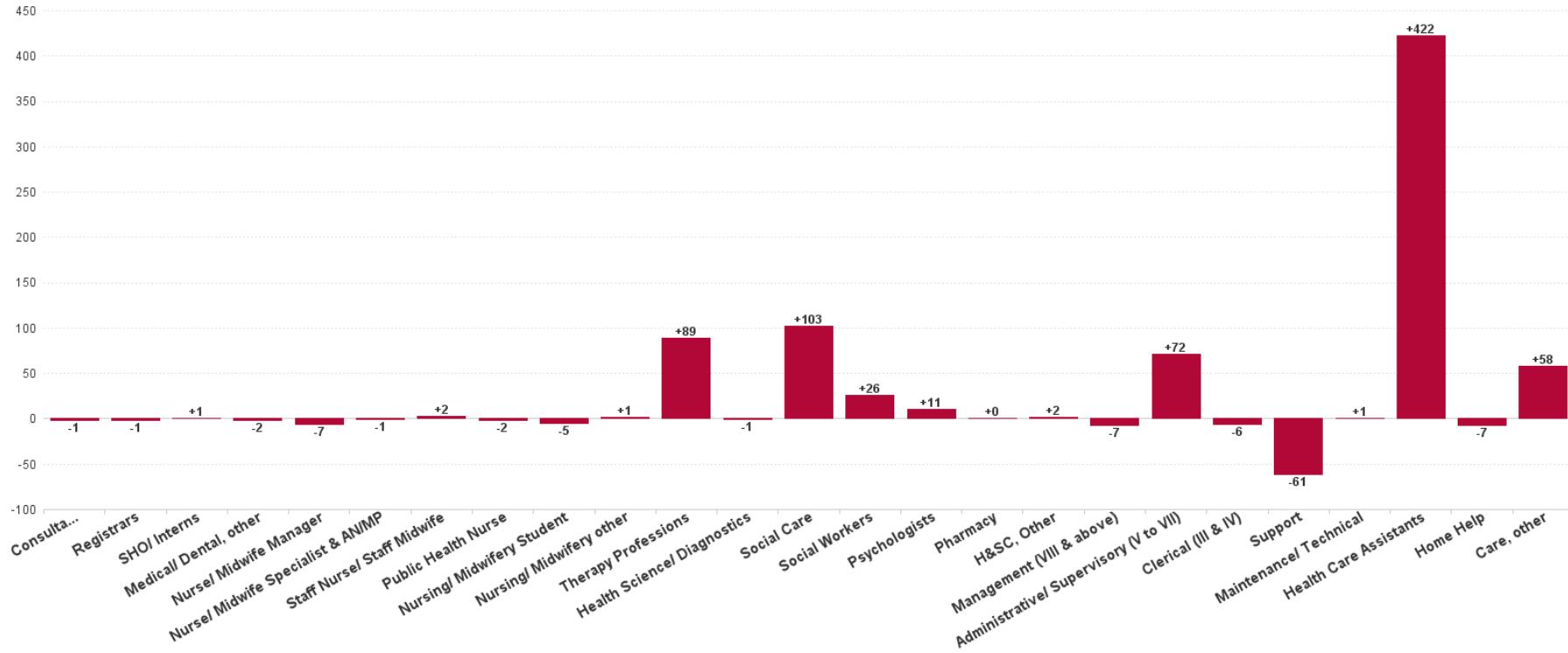
|                                  |               |               |             |              |              |              |              |              |              |             |              |  |
|----------------------------------|---------------|---------------|-------------|--------------|--------------|--------------|--------------|--------------|--------------|-------------|--------------|--|
| Health Care Assistants           | +2.03%        | +159.7        | -3.5        | +43.1        | +29.0        | +14.1        | +17.5        | +19.3        | +18.5        | +5.9        | +15.8        |  |
| Home Help                        | -2.34%        | -1.6          | -0.3        |              |              |              | -1.7         |              | -0.6         | +1.0        |              |  |
| Care, other                      | +1.50%        | +26.9         | -1.2        | +4.9         | +2.7         | +7.0         | +6.6         | +1.8         | -1.5         | +1.9        | +4.7         |  |
| <b>Patient &amp; Client Care</b> | <b>+1.90%</b> | <b>+184.9</b> | <b>-5.0</b> | <b>+48.0</b> | <b>+31.7</b> | <b>+21.2</b> | <b>+22.3</b> | <b>+21.0</b> | <b>+16.4</b> | <b>+8.8</b> | <b>+20.6</b> |  |



Previous Month Summary Chart: Change since APR 2024



Previous Year Summary Chart: Change since MAY 2023



YTD Summary Chart: Change since DEC 2023

