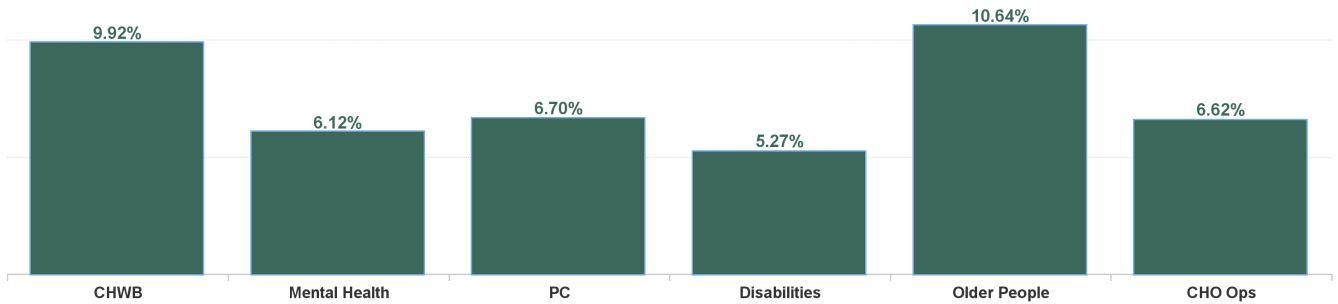


## April 2024

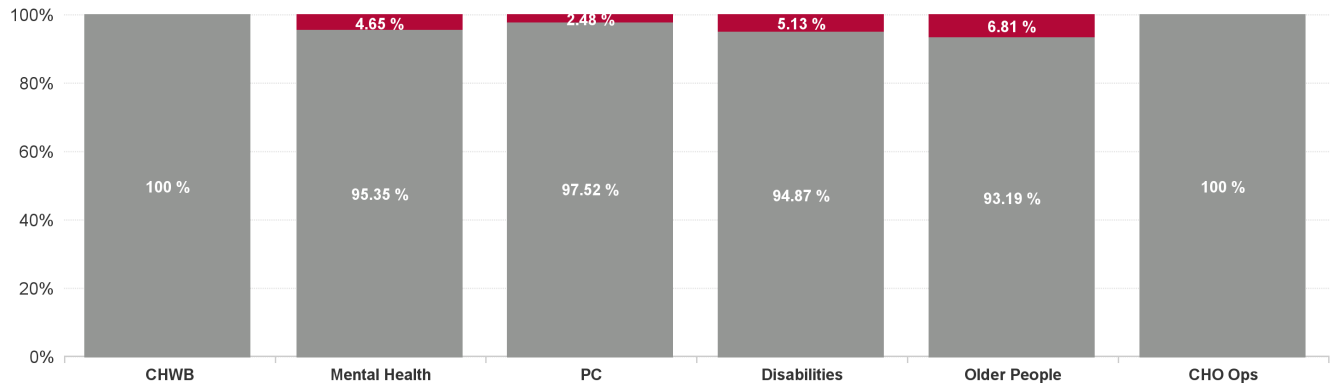
Health Service Absence Rate - by Staff Category: Apr 2024	Certified absence	Self-certified absence	Non Covid-19 absence	Covid-19 absence	Total absence rate	% Non Covid-19 absence	% Covid-19 absence
<b>CHO 8</b>	<b>5.93%</b>	<b>0.52%</b>	<b>6.45%</b>	<b>0.32%</b>	<b>6.78%</b>	<b>95.20%</b>	<b>4.80%</b>
Medical & Dental	1.97%	0.13%	2.10%	0.00%	2.10%	100.00%	0.00%
Nursing & Midwifery	6.32%	0.66%	6.97%	0.36%	7.33%	95.08%	4.92%
Health & Social Care Professionals	4.65%	0.30%	4.95%	0.28%	5.24%	94.60%	5.40%
Management & Administrative	6.13%	0.31%	6.44%	0.04%	6.48%	99.44%	0.56%
General Support	6.81%	0.27%	7.09%	0.00%	7.09%	100.00%	0.00%
Patient & Client Care	6.58%	0.66%	7.25%	0.51%	7.75%	93.47%	6.53%

Health Service Absence Rate - by Care Group: Apr 2024	Certified absence	Self-certified absence	Non Covid-19 absence	Covid-19 absence	Total absence rate	% Non Covid-19 absence	% Covid-19 absence
<b>CHO 8</b>	<b>5.93%</b>	<b>0.52%</b>	<b>6.45%</b>	<b>0.32%</b>	<b>6.78%</b>	<b>95.20%</b>	<b>4.80%</b>
Community Health & Wellbeing	8.94%	0.98%	9.92%	0.00%	9.92%	100.00%	0.00%
Primary Care	6.23%	0.29%	6.53%	0.17%	6.70%	97.52%	2.48%
Disabilities	4.52%	0.48%	5.00%	0.27%	5.27%	94.87%	5.13%
Mental Health	5.21%	0.62%	5.83%	0.28%	6.12%	95.35%	4.65%
Older People	9.15%	0.77%	9.92%	0.73%	10.64%	93.19%	6.81%
CHO Operations	6.28%	0.34%	6.62%	0.00%	6.62%	100.00%	0.00%
<b>Community Services</b>	<b>5.93%</b>	<b>0.52%</b>	<b>6.45%</b>	<b>0.32%</b>	<b>6.78%</b>	<b>95.20%</b>	<b>4.80%</b>

### Total Absence Rate

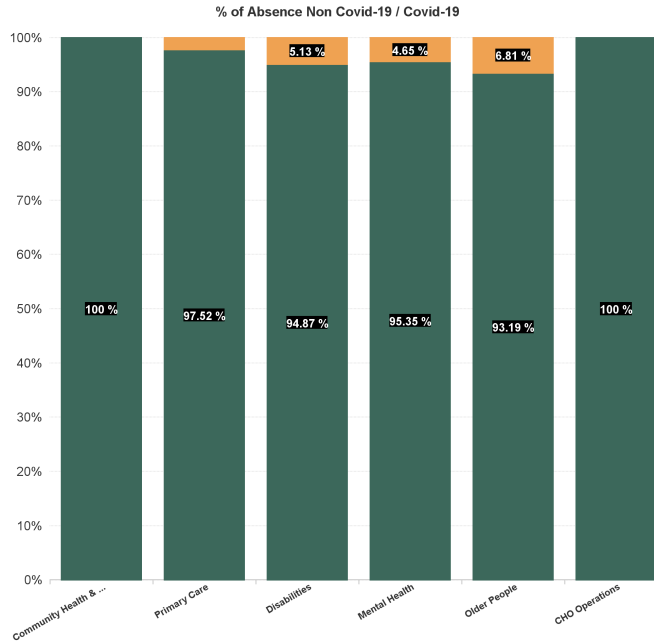
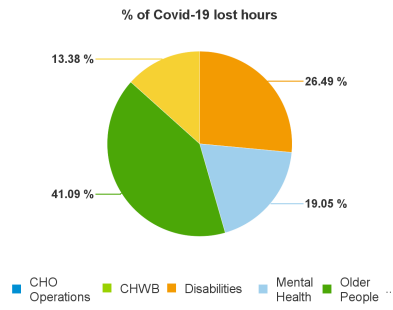
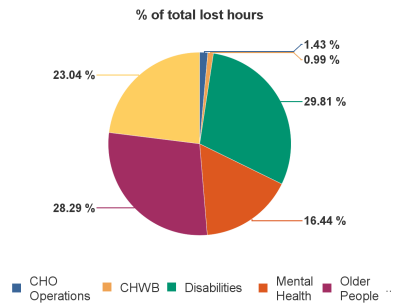


### % of Absence Non Covid-19 / Covid-19



April 2024

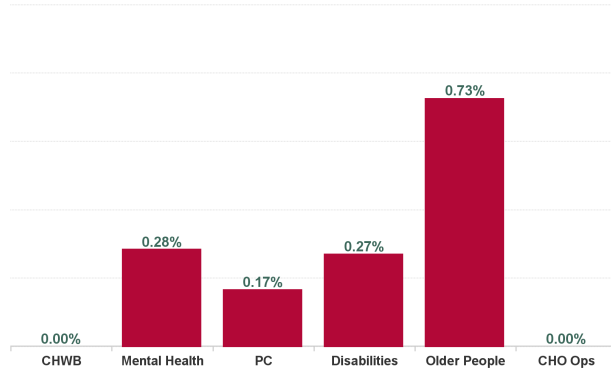
Health Service Absence Rate - by Care Group : Apr 2024	Certified absence	Self- certified absence	Non Covid-19 absence	Covid-19 absence	Total absence rate	Medical & Dental	Nursing & Midwifery	Health & Social Care Professionals	Management & Administrative	General Support	Patient & Client Care
CHO 8	5.93%	0.52%	6.45%	0.32%	6.78%	2.10%	7.33%	5.24%	6.48%	7.09%	7.75%
Community Health & Wellbeing	8.94%	0.98%	9.92%	0.00%	9.92%			7.29%	16.54%		5.03%
Primary Care	6.23%	0.29%	6.53%	0.17%	6.70%	3.33%	9.01%	5.08%	6.78%	5.47%	6.84%
Disabilities	4.52%	0.48%	5.00%	0.27%	5.27%	0.00%	5.82%	5.45%	3.35%	3.15%	5.33%
Mental Health	5.21%	0.62%	5.83%	0.28%	6.12%	0.61%	6.67%	5.37%	6.22%	9.51%	7.15%
Older People	9.15%	0.77%	9.92%	0.73%	10.64%	0.00%	8.37%	3.41%	8.61%	8.56%	13.22%
CHO Operations	6.28%	0.34%	6.62%	0.00%	6.62%	0.00%	3.94%	3.33%	7.06%	0.00%	
<b>Community Services</b>	<b>5.93%</b>	<b>0.52%</b>	<b>6.45%</b>	<b>0.32%</b>	<b>6.78%</b>	<b>2.10%</b>	<b>7.33%</b>	<b>5.24%</b>	<b>6.48%</b>	<b>7.09%</b>	<b>7.75%</b>



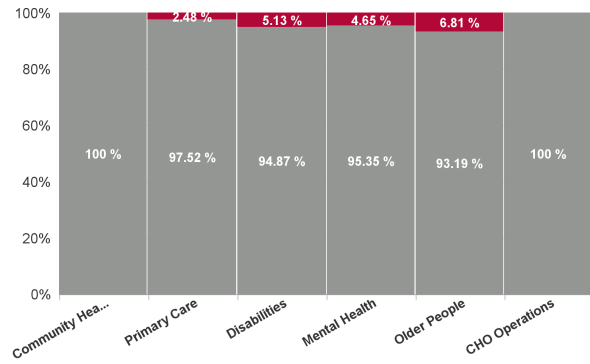
## April 2024

Health Service Absence Rate - by Care Group : Apr 2024	Non Covid-19 absence	Covid-19 absence	Total absence rate	Medical & Dental	Nursing & Midwifery	Health & Social Care Professionals	Management & Administrative	General Support	Patient & Client Care
<b>CHO 8</b>	<b>6.45%</b>	<b>0.32%</b>	<b>6.78%</b>	<b>0.00%</b>	<b>0.36%</b>	<b>0.28%</b>	<b>0.04%</b>	<b>0.00%</b>	<b>0.51%</b>
Community Health & Wellbeing	9.92%	0.00%	9.92%			0.00%	0.00%		0.00%
Primary Care	6.53%	0.17%	6.70%	0.00%	0.41%	0.01%	0.08%	0.00%	0.19%
Disabilities	5.00%	0.27%	5.27%	0.00%	0.34%	0.52%	0.00%	0.00%	0.18%
Mental Health	5.83%	0.28%	6.12%	0.00%	0.51%	0.14%	0.00%	0.00%	0.14%
Older People	9.92%	0.73%	10.64%	0.00%	0.10%	0.00%	0.00%	0.00%	1.38%
CHO Operations	6.62%	0.00%	6.62%	0.00%	0.00%	0.00%	0.00%	0.00%	
<b>Community Services</b>	<b>6.45%</b>	<b>0.32%</b>	<b>6.78%</b>	<b>0.00%</b>	<b>0.36%</b>	<b>0.28%</b>	<b>0.04%</b>	<b>0.00%</b>	<b>0.51%</b>

Total COVID Absence Rate

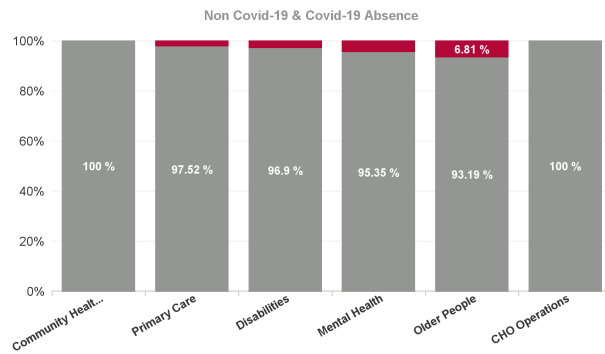
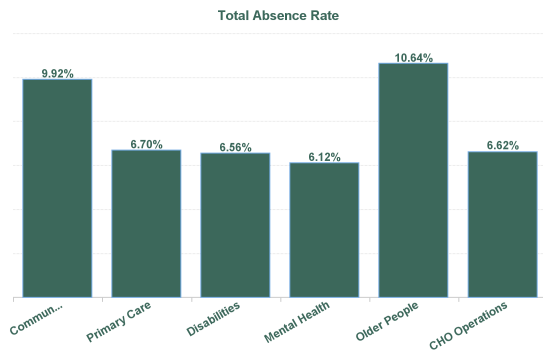


% of Absence Non Covid-19 / Covid-19



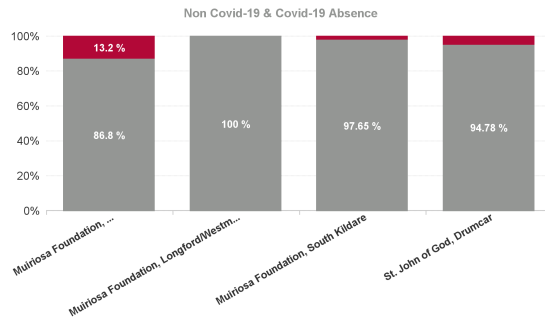
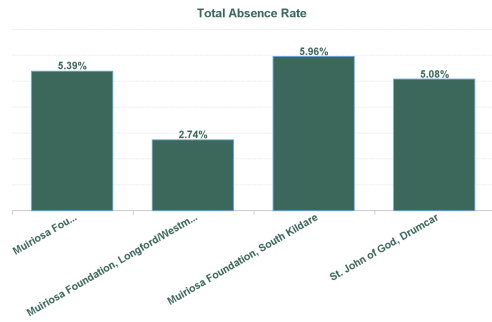
April 2024

Health Service Absence Rate - by Admin : Apr 2024	Certified absence	Self-certified absence	Non Covid-19 absence	Covid-19 absence	Total absence rate	Medical & Dental	Nursing & Midwifery	Health & Social Care Professionals	Management & Administrative	General Support	Patient & Client Care
Total	5.93%	0.52%	6.45%	0.32%	6.78%	2.10%	7.33%	5.24%	6.48%	7.09%	7.75%
Community Health & Wellbeing	8.94%	0.98%	9.92%	0.00%	9.92%			7.29%	16.54%		5.03%
Primary Care	6.23%	0.29%	6.53%	0.17%	6.70%	3.33%	9.01%	5.08%	6.78%	5.47%	6.84%
Disabilities	5.82%	0.54%	6.36%	0.20%	6.56%	0.00%	7.15%	3.51%	6.41%	0.00%	7.73%
Mental Health	5.21%	0.62%	5.83%	0.28%	6.12%	0.61%	6.67%	5.37%	6.22%	9.51%	7.15%
Older People	9.15%	0.77%	9.92%	0.73%	10.64%	0.00%	8.37%	3.41%	8.61%	8.56%	13.22%
CHO Operations	6.28%	0.34%	6.62%	0.00%	6.62%	0.00%	3.94%	3.33%	7.06%	0.00%	
Health Service Executive	6.68%	0.54%	7.22%	0.34%	7.56%	2.11%	7.79%	4.79%	7.14%	7.99%	10.31%
Section 38 Voluntary Agencies	4.09%	0.46%	4.56%	0.29%	4.85%	0.00%	5.11%	5.90%	0.27%	3.64%	4.75%



April 2024

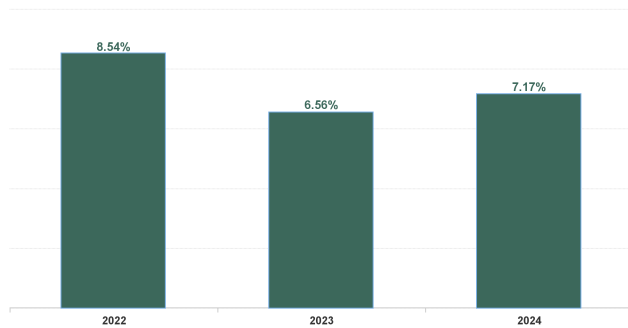
Health Service Absence Rate - by Care Group - Apr 2024	Certified absence	Self-certified absence	Non Covid-19 absence	Covid-19 absence	Total absence rate	Medical & Dental	Nursing & Midwifery	Health & Social Care Professionals	Management & Administrative	General Support	Patient & Client Care
<b>Total</b>	4.09%	0.46%	4.56%	0.29%	4.85%	0.00%	5.11%	5.90%	0.27%	3.64%	4.75%
Muiriosa Foundation, Laois/Offaly	4.33%	0.35%	4.68%	0.71%	5.39%		3.47%	6.45%	0.00%	0.00%	5.57%
Muiriosa Foundation, Longford/Westmeath	2.49%	0.25%	2.74%	0.00%	2.74%		4.87%	3.81%	0.17%	0.00%	2.26%
Muiriosa Foundation, South Kildare	5.45%	0.37%	5.82%	0.14%	5.96%		4.80%	6.93%	0.00%	3.24%	7.01%
St. John of God, Drumcar	4.12%	0.69%	4.81%	0.27%	5.08%	0.00%	5.46%	7.00%	1.00%	6.40%	4.61%
<b>Section 38 Voluntary Agencies</b>	4.09%	0.46%	4.56%	0.29%	4.85%	0.00%	5.11%	5.90%	0.27%	3.64%	4.75%



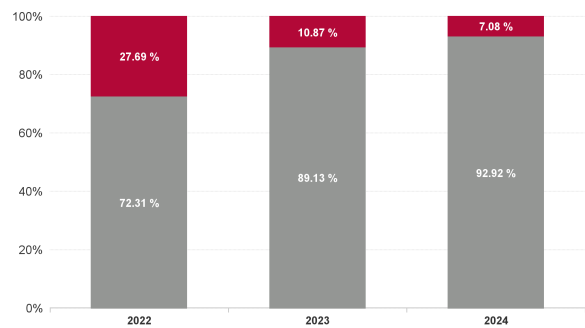
Year / Month	Certified absence	Self-certified absence	Non Covid-19 absence	Covid-19 absence	Total absence rate	Medical & Dental	Nursing & Midwifery	Health & Social Care Professionals	Management & Administrative	General Support	Patient & Client Care
Apr 2024	5.93%	0.52%	6.45%	0.32%	6.78%	2.10%	7.33%	5.24%	6.48%	7.09%	7.75%
Mar 2024	5.99%	0.51%	6.50%	0.35%	6.85%	2.40%	7.71%	5.37%	6.21%	6.88%	7.64%
Feb 2024	6.21%	0.55%	6.75%	0.49%	7.24%	4.17%	7.78%	5.59%	6.40%	8.71%	8.22%
Jan 2024	6.27%	0.66%	6.93%	0.84%	7.77%	3.28%	8.60%	5.77%	7.03%	7.80%	8.94%
<b>2024</b>	<b>6.10%</b>	<b>0.56%</b>	<b>6.66%</b>	<b>0.51%</b>	<b>7.17%</b>	<b>2.99%</b>	<b>7.87%</b>	<b>5.49%</b>	<b>6.54%</b>	<b>7.63%</b>	<b>8.15%</b>
Dec 2023	5.60%	0.67%	6.27%	0.76%	7.02%	3.47%	7.83%	5.48%	6.32%	7.73%	7.73%
Nov 2023	5.70%	0.51%	6.21%	0.55%	6.75%	2.44%	7.19%	5.26%	5.39%	7.00%	8.31%
Oct 2023	5.32%	0.51%	5.83%	0.62%	6.45%	2.47%	6.94%	5.19%	4.61%	10.37%	7.64%
Sep 2023	5.01%	0.44%	5.44%	0.93%	6.37%	1.79%	6.99%	5.27%	4.73%	5.58%	7.81%
Aug 2023	5.51%	0.55%	6.05%	1.05%	7.11%	2.12%	7.22%	5.90%	5.52%	6.86%	9.06%
Jul 2023	4.97%	0.48%	5.45%	0.54%	5.98%	2.63%	6.31%	5.11%	4.14%	6.79%	7.13%
Jun 2023	5.48%	0.44%	5.92%	0.39%	6.31%	3.01%	6.53%	5.12%	5.47%	8.09%	7.33%
May 2023	5.30%	0.44%	5.74%	0.65%	6.39%	2.08%	6.77%	5.87%	5.32%	8.53%	7.14%
Apr 2023	4.97%	0.47%	5.44%	0.63%	6.07%	2.63%	6.09%	6.10%	4.67%	7.84%	6.84%
Mar 2023	5.31%	0.53%	5.84%	0.71%	6.55%	3.10%	6.84%	5.62%	4.39%	8.22%	7.99%
Feb 2023	5.05%	0.46%	5.51%	0.56%	6.07%	2.03%	6.67%	4.17%	4.85%	9.55%	7.19%
Jan 2023	5.88%	0.54%	6.42%	1.18%	7.59%	1.08%	8.49%	5.41%	5.30%	12.17%	9.22%
<b>2023</b>	<b>5.35%</b>	<b>0.50%</b>	<b>5.85%</b>	<b>0.71%</b>	<b>6.56%</b>	<b>2.39%</b>	<b>7.00%</b>	<b>5.37%</b>	<b>5.06%</b>	<b>8.25%</b>	<b>7.78%</b>
Dec 2022	6.25%	0.65%	6.90%	1.38%	8.29%	2.48%	9.69%	6.49%	6.48%	10.79%	9.11%
Nov 2022	5.71%	0.52%	6.23%	1.01%	7.24%	2.54%	8.33%	5.28%	5.28%	8.10%	8.61%
Oct 2022	5.59%	0.54%	6.13%	1.13%	7.26%	3.27%	8.03%	5.85%	4.68%	7.90%	8.76%
Sep 2022	5.81%	0.50%	6.31%	0.90%	7.20%	2.45%	8.20%	4.79%	4.60%	7.65%	9.28%
Aug 2022	6.01%	0.42%	6.43%	1.06%	7.50%	1.75%	8.05%	5.13%	4.56%	12.65%	9.64%
Jul 2022	5.94%	0.43%	6.37%	2.43%	8.79%	3.33%	9.52%	6.85%	5.64%	10.95%	10.82%
Jun 2022	5.59%	0.51%	6.11%	2.06%	8.17%	2.90%	9.29%	5.96%	5.73%	11.68%	9.57%
May 2022	5.39%	0.50%	5.89%	1.19%	7.08%	1.46%	7.77%	5.07%	5.14%	12.56%	8.45%
Apr 2022	5.67%	0.42%	6.09%	3.10%	9.19%	1.81%	10.08%	7.37%	6.47%	14.38%	10.80%
Mar 2022	6.04%	0.48%	6.52%	4.93%	11.46%	3.19%	12.51%	8.48%	9.04%	20.27%	13.34%
Feb 2022	5.12%	0.37%	5.49%	3.14%	8.63%	2.45%	9.53%	6.36%	5.82%	12.23%	10.64%
Jan 2022	5.11%	0.56%	5.67%	5.75%	11.42%	3.41%	12.60%	9.25%	7.69%	12.67%	13.68%
<b>2022</b>	<b>5.68%</b>	<b>0.49%</b>	<b>6.17%</b>	<b>2.36%</b>	<b>8.54%</b>	<b>2.58%</b>	<b>9.48%</b>	<b>6.43%</b>	<b>5.93%</b>	<b>11.83%</b>	<b>10.26%</b>
Dec 2021	5.44%	0.53%	5.96%	2.58%	8.54%	2.68%	9.79%	6.99%	6.47%	9.80%	9.69%
Nov 2021	5.96%	0.51%	6.48%	2.40%	8.87%	2.39%	10.82%	5.73%	7.62%	10.28%	10.21%
Oct 2021	5.66%	0.47%	6.12%	1.39%	7.52%	2.46%	8.19%	6.37%	5.79%	7.76%	8.78%
Sep 2021	5.52%	0.39%	5.91%	1.14%	7.05%	3.01%	7.67%	5.53%	5.12%	7.37%	8.58%
Aug 2021	5.32%	0.30%	5.62%	0.86%	6.49%	2.06%	7.37%	5.69%	4.70%	5.68%	7.42%
Jul 2021	5.29%	0.34%	5.62%	0.79%	6.42%	1.64%	6.99%	5.05%	4.76%	5.25%	7.98%
Jun 2021	4.52%	0.40%	4.92%	0.70%	5.63%	2.25%	6.72%	4.47%	4.14%	5.11%	6.29%
May 2021	4.26%	0.31%	4.58%	0.78%	5.36%	1.52%	6.32%	3.52%	3.24%	4.80%	6.73%
Apr 2021	4.57%	0.32%	4.89%	0.94%	5.83%	2.04%	6.08%	4.12%	4.01%	6.87%	7.57%
Mar 2021	4.14%	0.35%	4.49%	1.24%	5.73%	2.62%	5.85%	4.10%	3.85%	6.95%	7.49%
Feb 2021	4.85%	0.43%	5.28%	2.45%	7.73%	3.09%	8.61%	4.70%	5.20%	6.63%	10.13%
Jan 2021	5.09%	0.24%	5.33%	4.05%	9.37%	2.96%	11.01%	5.73%	6.95%	7.81%	11.57%
<b>2021</b>	<b>5.06%</b>	<b>0.38%</b>	<b>5.44%</b>	<b>1.62%</b>	<b>7.06%</b>	<b>2.40%</b>	<b>7.94%</b>	<b>5.18%</b>	<b>5.18%</b>	<b>7.03%</b>	<b>8.56%</b>

Year / Month	Certified absence	Self-certified absence	Total absence rate	Non Covid-19 absence	Covid-19 Absence	CHWB	Mental Health	PC	Disabilities	Older People	CHO Ops
Apr 2024	5.93%	0.52%	6.78%	6.45%	0.32%	9.92%	6.12%	6.70%	5.27%	10.64%	6.62%
Mar 2024	5.99%	0.51%	6.85%	6.50%	0.35%	10.51%	7.03%	6.48%	5.58%	9.83%	6.38%
Feb 2024	6.21%	0.55%	7.24%	6.75%	0.49%	10.21%	7.17%	6.17%	6.37%	10.41%	9.10%
Jan 2024	6.27%	0.66%	7.77%	6.93%	0.84%	11.11%	7.51%	6.45%	6.64%	11.93%	8.41%
<b>2024</b>	<b>6.10%</b>	<b>0.56%</b>	<b>7.17%</b>	<b>6.66%</b>	<b>0.51%</b>	<b>10.44%</b>	<b>6.96%</b>	<b>6.45%</b>	<b>5.98%</b>	<b>10.73%</b>	<b>7.67%</b>
Dec 2023	5.60%	0.67%	7.02%	6.27%	0.78%	7.00%	7.70%	6.29%	6.03%	9.89%	7.20%
Nov 2023	5.70%	0.51%	6.75%	6.21%	0.55%	5.17%	6.90%	5.36%	6.21%	9.78%	5.24%
Oct 2023	5.32%	0.51%	6.45%	5.83%	0.62%	10.04%	5.73%	4.95%	5.96%	10.07%	5.21%
Sep 2023	5.01%	0.44%	6.37%	5.44%	0.93%	6.57%	5.47%	5.48%	6.20%	8.94%	3.57%
Aug 2023	5.51%	0.55%	7.11%	6.05%	1.05%	10.93%	6.11%	5.89%	7.04%	9.88%	3.79%
Jul 2023	4.97%	0.48%	5.98%	5.45%	0.54%	5.77%	5.06%	5.74%	5.55%	8.27%	9.35%
Jun 2023	5.48%	0.44%	6.31%	5.92%	0.39%	10.20%	5.43%	5.79%	6.01%	8.41%	6.65%
May 2023	5.30%	0.44%	6.39%	5.74%	0.65%	12.35%	4.97%	6.07%	5.86%	9.27%	4.39%
Apr 2023	4.97%	0.47%	6.07%	5.44%	0.63%	5.77%	5.04%	5.72%	5.70%	8.27%	9.17%
Mar 2023	5.31%	0.53%	6.55%	5.84%	0.71%	5.58%	5.57%	6.17%	5.80%	9.74%	6.09%
Feb 2023	5.05%	0.46%	6.07%	5.51%	0.56%	12.38%	5.39%	6.40%	5.01%	8.67%	6.16%
Jan 2023	5.88%	0.54%	7.59%	6.42%	1.18%	7.63%	6.70%	6.62%	7.51%	10.01%	6.00%
<b>2023</b>	<b>5.35%</b>	<b>0.50%</b>	<b>6.56%</b>	<b>5.85%</b>	<b>0.71%</b>	<b>8.35%</b>	<b>5.84%</b>	<b>5.87%</b>	<b>6.06%</b>	<b>9.29%</b>	<b>5.96%</b>
Dec 2022	6.25%	0.65%	8.29%	6.90%	1.38%	12.22%	7.82%	7.31%	7.09%	12.50%	10.14%
Nov 2022	5.71%	0.52%	7.24%	6.23%	1.01%	3.23%	6.50%	6.27%	6.96%	9.96%	7.64%
Oct 2022	5.59%	0.54%	7.26%	6.13%	1.13%	2.72%	6.59%	6.14%	6.90%	10.38%	5.25%
Sep 2022	5.81%	0.50%	7.20%	6.31%	0.90%	2.90%	6.24%	5.75%	7.01%	10.70%	7.21%
Aug 2022	6.01%	0.42%	7.50%	6.43%	1.06%	4.87%	7.22%	6.02%	7.24%	10.45%	7.24%
Jul 2022	5.94%	0.43%	8.79%	6.37%	2.43%	3.98%	8.72%	6.55%	8.97%	11.63%	6.71%
Jun 2022	5.59%	0.51%	8.17%	6.11%	2.06%	8.59%	8.76%	6.47%	7.74%	11.23%	1.04%
May 2022	5.39%	0.50%	7.08%	5.89%	1.19%	5.38%	6.47%	5.50%	6.99%	10.57%	0.06%
Apr 2022	5.67%	0.42%	9.19%	6.09%	3.10%	7.08%	9.21%	6.96%	8.71%	13.54%	4.84%
Mar 2022	6.04%	0.48%	11.46%	6.52%	4.93%	10.14%	10.97%	9.80%	10.96%	15.34%	
Feb 2022	5.12%	0.37%	8.63%	5.49%	3.14%	9.06%	8.47%	7.04%	8.07%	12.40%	
Jan 2022	5.11%	0.56%	11.42%	5.67%	5.75%	7.30%	11.60%	8.66%	11.04%	16.16%	
<b>2022</b>	<b>5.68%</b>	<b>0.49%</b>	<b>8.54%</b>	<b>6.17%</b>	<b>2.36%</b>	<b>6.41%</b>	<b>8.24%</b>	<b>6.91%</b>	<b>8.16%</b>	<b>12.09%</b>	<b>5.56%</b>
Dec 2021	5.44%	0.53%	8.54%	5.96%	2.58%	5.20%	8.98%	7.63%	7.05%	12.52%	
Nov 2021	5.96%	0.51%	8.87%	6.48%	2.40%	5.73%	9.30%	7.35%	7.98%	12.49%	
Oct 2021	5.66%	0.47%	7.52%	6.12%	1.39%	8.24%	6.65%	7.03%	6.88%	10.40%	
Sep 2021	5.52%	0.39%	7.05%	5.91%	1.14%	4.54%	6.27%	6.20%	6.85%	9.63%	
Aug 2021	5.32%	0.30%	6.49%	5.62%	0.86%	2.42%	6.96%	5.15%	6.12%	8.81%	
Jul 2021	5.29%	0.34%	6.42%	5.62%	0.79%	1.56%	6.08%	5.21%	6.33%	8.76%	
Jun 2021	4.52%	0.40%	5.63%	4.92%	0.70%	2.31%	6.10%	4.27%	5.33%	7.72%	
May 2021	4.26%	0.31%	5.36%	4.58%	0.78%	2.13%	5.80%	4.04%	5.04%	7.44%	
Apr 2021	4.57%	0.32%	5.83%	4.89%	0.94%	2.55%	6.36%	4.35%	5.61%	7.99%	
Mar 2021	4.14%	0.35%	5.73%	4.49%	1.24%	2.68%	5.50%	4.05%	5.93%	7.99%	
Feb 2021	4.85%	0.43%	7.73%	5.28%	2.45%	2.51%	6.76%	5.58%	7.66%	12.04%	
Jan 2021	5.09%	0.24%	9.37%	5.33%	4.05%	6.32%	8.51%	8.41%	8.72%	13.13%	
<b>2021</b>	<b>5.06%</b>	<b>0.38%</b>	<b>7.06%</b>	<b>5.44%</b>	<b>1.62%</b>	<b>3.86%</b>	<b>6.93%</b>	<b>5.78%</b>	<b>6.65%</b>	<b>9.91%</b>	

Total Absence Rate



% of Absence Non Covid-19 / Covid-19



Year / Month	Certified absence	Self-certified absence	Non Covid-19 absence	Covid-19 absence	Total absence rate	Community Health & Wellbeing	Primary Care	Disabilities	Mental Health	Older People	CHO Operations	Health Service Executive	Disabilities	Section 48 Voluntary Agencies	
Apr 2024	5.93%	0.52%	6.45%	0.32%	6.78%	6.45%	9.92%	6.70%	6.56%	6.12%	10.64%	6.62%	7.56%	4.85%	4.85%
Mar 2024	5.99%	0.51%	6.50%	0.35%	6.85%	10.51%	6.48%	6.43%	7.03%	9.83%	6.38%	7.52%	5.33%	5.33%	
Feb 2024	6.21%	0.55%	6.75%	0.49%	7.24%	10.21%	6.17%	7.43%	7.17%	10.41%	9.10%	7.77%	6.06%	6.06%	
Jan 2024	6.27%	0.66%	6.93%	0.84%	7.77%	11.11%	6.45%	8.49%	7.51%	11.93%	8.41%	8.45%	6.04%	6.04%	
<b>2024</b>	<b>6.10%</b>	<b>0.56%</b>	<b>6.66%</b>	<b>0.51%</b>	<b>7.17%</b>	<b>10.44%</b>	<b>6.45%</b>	<b>7.25%</b>	<b>6.96%</b>	<b>10.73%</b>	<b>6.67%</b>	<b>7.84%</b>	<b>5.58%</b>	<b>5.58%</b>	
Dec 2023	5.60%	0.67%	6.27%	0.76%	7.02%	7.00%	6.29%	8.33%	7.70%	9.89%	7.20%	7.89%	5.50%	5.50%	
Nov 2023	5.70%	0.51%	6.21%	0.55%	6.75%	5.17%	5.36%	7.45%	6.90%	9.78%	5.24%	7.13%	5.81%	5.81%	
Oct 2023	5.32%	0.51%	5.83%	0.62%	6.45%	10.04%	4.95%	7.52%	5.73%	10.07%	5.21%	6.86%	5.47%	5.47%	
Sep 2023	5.01%	0.44%	5.44%	0.93%	6.37%	6.57%	5.48%	8.06%	5.47%	8.94%	3.57%	6.69%	5.63%	5.63%	
Aug 2023	5.51%	0.55%	6.05%	1.05%	7.11%	10.93%	5.89%	8.59%	6.11%	9.88%	3.79%	7.34%	6.51%	6.51%	
Jul 2023	4.97%	0.48%	5.45%	0.54%	5.98%	5.77%	5.74%	7.53%	5.06%	8.27%	9.35%	6.50%	5.09%	5.09%	
Jun 2023	5.48%	0.44%	5.92%	0.39%	6.31%	10.20%	5.79%	7.65%	5.43%	8.41%	6.65%	6.66%	5.52%	5.52%	
May 2023	5.30%	0.44%	5.74%	0.65%	6.39%	12.35%	6.07%	8.21%	4.97%	9.27%	4.39%	6.92%	5.09%	5.09%	
Apr 2023	4.97%	0.47%	5.44%	0.63%	6.07%	5.72%	5.72%	7.53%	5.04%	8.27%	9.17%	6.49%	5.17%	5.17%	
Mar 2023	5.31%	0.53%	5.84%	0.71%	6.55%	5.58%	6.17%	6.73%	5.57%	9.74%	6.09%	6.98%	5.51%	5.51%	
Feb 2023	5.05%	0.46%	5.51%	0.56%	6.07%	12.38%	6.40%	6.85%	5.39%	8.67%	6.16%	6.82%	4.50%	4.50%	
Jan 2023	5.88%	0.54%	6.42%	1.18%	7.59%	7.63%	6.62%	10.62%	6.70%	10.01%	6.00%	8.04%	6.56%	6.56%	
<b>2023</b>	<b>5.35%</b>	<b>0.50%</b>	<b>5.85%</b>	<b>0.71%</b>	<b>6.56%</b>	<b>8.35%</b>	<b>5.87%</b>	<b>7.93%</b>	<b>5.84%</b>	<b>9.29%</b>	<b>5.96%</b>	<b>7.03%</b>	<b>5.51%</b>	<b>5.51%</b>	
Dec 2022	6.25%	0.65%	6.90%	1.38%	8.29%	12.22%	7.31%	11.18%	7.82%	12.50%	10.14%	9.39%	5.94%	5.94%	
Nov 2022	5.71%	0.52%	6.23%	1.01%	7.24%	3.23%	6.27%	9.94%	6.50%	9.96%	7.64%	7.75%	5.98%	5.98%	
Oct 2022	5.59%	0.54%	6.13%	1.13%	7.26%	2.72%	6.14%	8.63%	6.59%	10.38%	5.25%	7.65%	6.35%	6.35%	
Sep 2022	5.81%	0.50%	6.31%	0.90%	7.20%	2.90%	5.75%	8.45%	6.24%	10.70%	7.21%	7.47%	6.52%	6.52%	
Aug 2022	6.01%	0.42%	6.43%	1.06%	7.50%	4.87%	6.02%	10.45%	7.22%	10.45%	7.24%	8.05%	6.39%	6.39%	
Jul 2022	5.94%	0.43%	6.37%	2.43%	8.79%	3.98%	6.55%	11.36%	8.72%	11.63%	6.71%	9.03%	8.24%	8.24%	
Jun 2022	5.59%	0.51%	6.11%	2.06%	8.17%	8.59%	6.47%	10.60%	8.76%	11.23%	1.04%	8.70%	6.84%	6.84%	
May 2022	5.39%	0.50%	5.89%	1.19%	7.08%	5.38%	5.50%	10.28%	6.47%	10.57%	0.06%	7.54%	5.87%	5.87%	
Apr 2022	5.67%	0.42%	6.09%	3.10%	9.19%	7.08%	6.96%	10.38%	9.21%	13.54%	4.84%	9.60%	8.19%	8.19%	
Mar 2022	6.04%	0.48%	6.52%	4.93%	11.46%	10.14%	9.80%	12.89%	10.97%	15.34%		11.88%	10.24%	10.24%	
Feb 2022	5.12%	0.37%	5.49%	3.14%	8.63%	9.06%	7.04%	11.94%	8.47%	12.40%		9.36%	6.78%	6.78%	
Jan 2022	5.11%	0.56%	5.67%	5.75%	11.42%	7.30%	8.66%	13.56%	11.60%	16.16%		11.94%	10.38%	10.38%	
<b>2022</b>	<b>5.68%</b>	<b>0.49%</b>	<b>6.17%</b>	<b>2.36%</b>	<b>8.54%</b>	<b>6.41%</b>	<b>6.91%</b>	<b>10.81%</b>	<b>8.24%</b>	<b>12.09%</b>	<b>5.56%</b>	<b>9.05%</b>	<b>7.33%</b>	<b>7.33%</b>	
Dec 2021	5.44%	0.53%	5.96%	2.58%	8.54%	5.20%	7.63%	11.41%	8.98%	12.52%		9.69%	5.55%	5.55%	
Nov 2021	5.96%	0.51%	6.48%	2.40%	8.87%	5.73%	7.35%	10.30%	9.30%	12.49%		9.47%	7.05%	7.05%	
Oct 2021	5.66%	0.47%	6.12%	1.39%	7.52%	8.24%	7.03%	9.80%	6.65%	10.40%		8.16%	5.91%	5.91%	
Sep 2021	5.52%	0.39%	5.91%	1.14%	7.05%	4.54%	6.20%	8.69%	6.27%	9.63%		7.37%	6.20%	6.20%	
Aug 2021	5.32%	0.30%	5.62%	0.86%	6.49%	2.42%	5.15%	9.48%	6.96%	8.81%		7.12%	5.17%	5.17%	
Jul 2021	5.29%	0.34%	5.62%	0.79%	6.42%	1.56%	5.21%	9.04%	6.08%	8.76%		6.81%	5.37%	5.37%	
Jun 2021	4.52%	0.40%	4.92%	0.70%	5.63%	2.31%	4.27%	8.52%	6.10%	7.72%		6.17%	4.20%	4.20%	
May 2021	4.26%	0.31%	4.58%	0.78%	5.36%	2.13%	4.04%	7.35%	5.80%	7.44%		5.79%	4.22%	4.22%	
Apr 2021	4.57%	0.32%	4.89%	0.94%	5.83%	2.55%	4.35%	7.73%	6.36%	7.89%		6.20%	4.86%	4.86%	
Mar 2021	4.14%	0.35%	4.49%	1.24%	5.73%	2.68%	4.05%	8.37%	5.50%	7.99%		5.98%	4.95%	4.95%	
Feb 2021	4.85%	0.43%	5.28%	2.45%	7.73%	2.51%	5.58%	10.57%	6.76%	12.04%		8.14%	6.72%	6.72%	
Jan 2021	5.09%	0.24%	5.33%	4.05%	9.37%	6.32%	8.41%	10.93%	8.51%	13.13%		9.98%	8.09%	8.09%	
<b>2021</b>	<b>5.06%</b>	<b>0.38%</b>	<b>5.44%</b>	<b>1.62%</b>	<b>7.06%</b>	<b>3.86%</b>	<b>5.78%</b>	<b>9.34%</b>	<b>6.93%</b>	<b>9.91%</b>		<b>7.58%</b>	<b>5.73%</b>	<b>5.73%</b>	



Year / Month	Certified absence	Self-certified absence	Non Covid-19 absence	Covid-19 absence	Total absence rate	Muiriosa Foundation, Laois/Offaly	Muiriosa Foundation, Longford/Westmeath	Muiriosa Foundation, South Kildare	St. John of God, Drumcar	Section 38 Voluntary Agencies
Apr 2024	4.09%	0.46%	4.56%	0.29%	4.85%	5.39%	2.74%	5.96%	5.08%	4.85%
Mar 2024	4.57%	0.44%	5.01%	0.33%	5.33%	5.51%	3.43%	5.46%	6.18%	5.33%
Feb 2024	4.94%	0.45%	5.38%	0.68%	6.06%	5.75%	4.55%	3.70%	8.10%	6.06%
Jan 2024	4.64%	0.55%	5.19%	0.85%	6.04%	5.27%	5.26%	5.19%	7.19%	6.04%
<b>2024</b>	<b>4.57%</b>	<b>0.48%</b>	<b>5.04%</b>	<b>0.54%</b>	<b>5.58%</b>	<b>5.48%</b>	<b>4.00%</b>	<b>5.06%</b>	<b>6.69%</b>	<b>5.58%</b>
Dec 2023	4.27%	0.57%	4.84%	0.66%	5.50%	7.14%	4.00%	5.28%	5.38%	5.50%
Nov 2023	4.86%	0.39%	5.25%	0.56%	5.81%	7.67%	3.60%	4.89%	6.31%	5.81%
Oct 2023	4.35%	0.38%	4.73%	0.74%	5.47%	6.66%	3.83%	4.91%	5.87%	5.47%
Sep 2023	4.17%	0.39%	4.57%	1.06%	5.63%	6.57%	4.04%	5.55%	5.93%	5.63%
Aug 2023	4.66%	0.63%	5.29%	1.22%	6.51%	6.78%	4.42%	4.67%	8.35%	6.51%
Jul 2023	4.17%	0.38%	4.56%	0.53%	5.09%	6.18%	2.88%	3.43%	7.25%	5.09%
Jun 2023	4.59%	0.41%	5.00%	0.51%	5.52%	6.15%	1.90%	3.40%	7.75%	5.52%
May 2023	4.06%	0.38%	4.43%	0.66%	5.09%	5.79%	4.30%	2.74%	6.14%	5.09%
Apr 2023	4.00%	0.35%	4.34%	0.82%	5.17%	5.53%	6.28%	5.17%	4.49%	5.17%
Mar 2023	4.20%	0.48%	4.68%	0.83%	5.51%	5.14%	4.50%	5.57%	6.14%	5.51%
Feb 2023	3.54%	0.37%	3.90%	0.60%	4.50%	4.56%	3.44%	3.47%	5.40%	4.50%
Jan 2023	4.39%	0.49%	4.88%	1.67%	6.56%	6.61%	4.67%	4.63%	8.13%	6.56%
<b>2023</b>	<b>4.26%</b>	<b>0.43%</b>	<b>4.70%</b>	<b>0.81%</b>	<b>5.51%</b>	<b>6.27%</b>	<b>3.94%</b>	<b>4.46%</b>	<b>6.42%</b>	<b>5.51%</b>
Dec 2022	4.19%	0.48%	4.68%	1.26%	5.94%	7.55%	5.32%	5.31%	5.69%	5.94%
Nov 2022	4.56%	0.37%	4.93%	1.06%	5.98%	6.89%	5.41%	4.73%	6.36%	5.98%
Oct 2022	4.47%	0.47%	4.94%	1.41%	6.35%	8.23%	4.24%	4.23%	7.43%	6.35%
Sep 2022	5.11%	0.43%	5.54%	0.97%	6.52%	6.54%	2.97%	4.49%	9.41%	6.52%
Aug 2022	4.83%	0.34%	5.18%	1.21%	6.39%	7.90%	4.24%	4.49%	8.29%	6.39%
Jul 2022	4.81%	0.45%	5.26%	2.98%	8.24%	8.89%	6.68%	6.64%	9.46%	8.24%
Jun 2022	4.76%	0.43%	5.19%	1.65%	6.84%	5.70%	4.07%	4.98%	9.59%	6.84%
May 2022	4.16%	0.37%	4.53%	1.34%	5.87%	6.48%	3.30%	5.32%	7.09%	5.87%
Apr 2022	3.90%	0.42%	4.32%	3.87%	8.19%	9.58%	5.67%	7.61%	8.93%	8.19%
Mar 2022	4.66%	0.50%	5.16%	5.08%	10.24%	9.35%	6.96%	7.49%	14.44%	10.24%
Feb 2022	3.05%	0.26%	3.31%	3.47%	6.78%	7.87%	5.85%	5.25%	7.43%	6.78%
Jan 2022	3.20%	0.94%	4.14%	6.24%	10.38%	8.35%	7.06%	6.18%	16.34%	10.38%
<b>2022</b>	<b>4.29%</b>	<b>0.46%</b>	<b>4.76%</b>	<b>2.58%</b>	<b>7.33%</b>	<b>7.80%</b>	<b>5.16%</b>	<b>5.55%</b>	<b>9.13%</b>	<b>7.33%</b>
Dec 2021	2.85%	0.85%	3.70%	1.85%	5.55%	6.45%	5.54%	6.53%	4.54%	5.55%
Nov 2021	4.16%	0.47%	4.63%	2.42%	7.05%	8.68%	5.09%	6.36%	7.44%	7.05%
Oct 2021	4.15%	0.37%	4.52%	1.38%	5.91%	6.11%	5.46%	5.76%	6.07%	5.91%
Sep 2021	4.79%	0.36%	5.15%	1.05%	6.20%	5.47%	5.26%	5.01%	7.56%	6.20%
Aug 2021	4.57%	0.15%	4.72%	0.45%	5.17%	4.85%	5.48%	3.38%	6.58%	5.17%
Jul 2021	4.41%	0.26%	4.67%	0.70%	5.37%	5.88%	5.73%	3.56%	5.89%	5.37%
Jun 2021	3.16%	0.36%	3.52%	0.68%	4.20%	5.36%	4.16%	3.16%	4.14%	4.20%
May 2021	3.33%	0.22%	3.55%	0.67%	4.22%	4.78%	3.25%	2.34%	5.27%	4.22%
Apr 2021	4.02%	0.21%	4.22%	0.64%	4.86%	5.70%	2.66%	2.88%	6.23%	4.86%
Mar 2021	3.18%	0.35%	3.54%	1.41%	4.95%	4.84%	3.38%	3.38%	6.58%	4.95%
Feb 2021	3.84%	0.50%	4.34%	2.38%	6.72%	6.74%	4.51%	5.65%	8.08%	6.72%
Jan 2021	4.42%	0.19%	4.61%	3.48%	8.09%	7.10%	4.89%	5.36%	12.10%	8.09%
<b>2021</b>	<b>3.93%</b>	<b>0.35%</b>	<b>4.28%</b>	<b>1.45%</b>	<b>5.73%</b>	<b>6.00%</b>	<b>4.66%</b>	<b>4.46%</b>	<b>6.76%</b>	<b>5.73%</b>