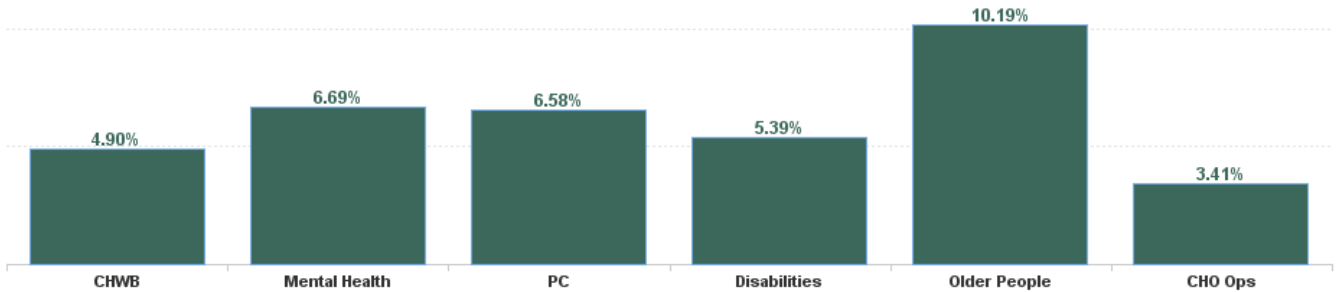


October 2024

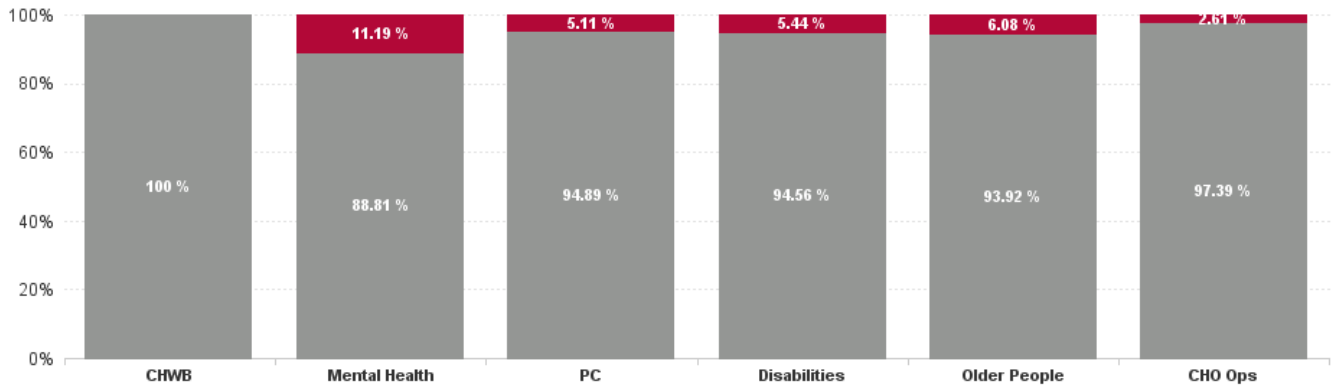
Health Service Absence Rate - by Staff Category: Oct 2024	Certified absence	Self-certified absence	Non Covid-19 absence	Covid-19 absence	Total absence rate	% Non Covid-19 absence	% Covid-19 absence
CHO 7	5.40%	0.62%	6.01%	0.40%	6.41%	93.82%	6.18%
Medical & Dental	1.58%	0.22%	1.80%	0.34%	2.14%	83.90%	16.10%
Nursing & Midwifery	5.86%	0.82%	6.68%	0.36%	7.03%	94.94%	5.06%
Health & Social Care Professionals	3.91%	0.47%	4.38%	0.24%	4.63%	94.72%	5.28%
Management & Administrative	5.73%	0.39%	6.12%	0.27%	6.40%	95.71%	4.29%
General Support	5.63%	0.33%	5.97%	0.11%	6.07%	98.23%	1.77%
Patient & Client Care	6.08%	0.71%	6.79%	0.58%	7.37%	92.09%	7.91%

Health Service Absence Rate - by Care Group: Oct 2024	Certified absence	Self-certified absence	Non Covid-19 absence	Covid-19 absence	Total absence rate	% Non Covid-19 absence	% Covid-19 absence
CHO 7	5.40%	0.62%	6.01%	0.40%	6.41%	93.82%	6.18%
Community Health & Wellbeing	4.68%	0.21%	4.90%	0.00%	4.90%	100.00%	0.00%
Primary Care	5.77%	0.47%	6.24%	0.34%	6.58%	94.89%	5.11%
Disabilities	4.43%	0.67%	5.09%	0.29%	5.39%	94.56%	5.44%
Mental Health	5.38%	0.57%	5.94%	0.75%	6.69%	88.81%	11.19%
Older People	8.78%	0.79%	9.57%	0.62%	10.19%	93.92%	6.08%
CHO Operations	3.00%	0.31%	3.32%	0.09%	3.41%	97.39%	2.61%
Community Services	5.40%	0.62%	6.01%	0.40%	6.41%	93.82%	6.18%

Total Absence Rate

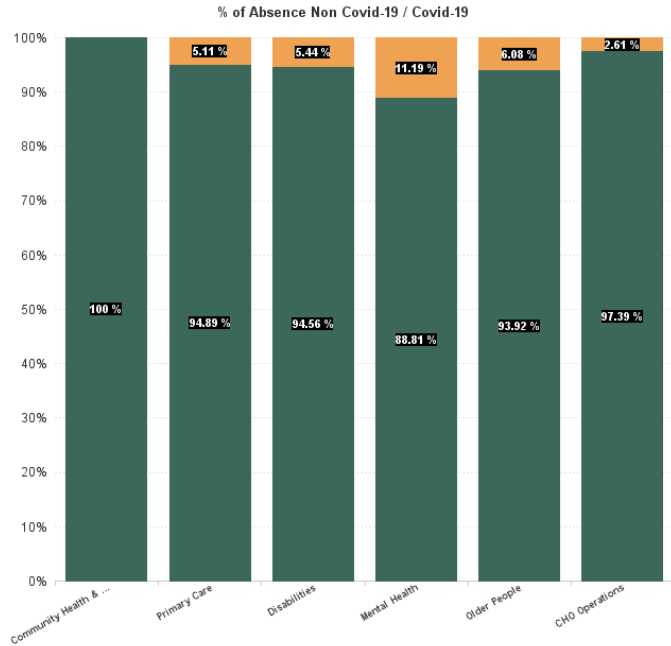
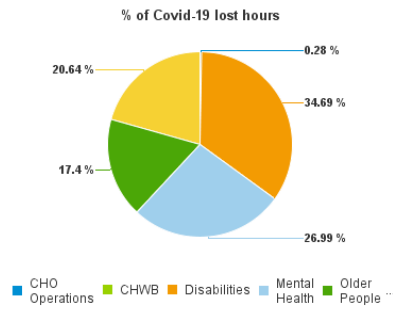
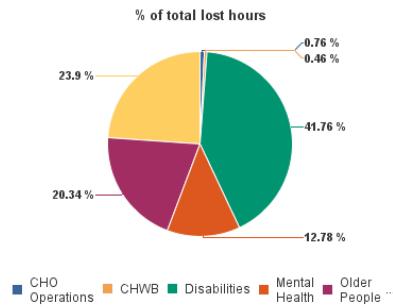


% of Absence Non Covid-19 / Covid-19



October 2024

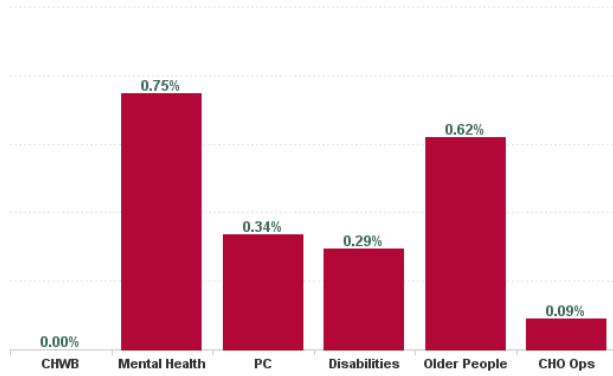
Health Service Absence Rate - by Care Group : Oct 2024	Certified absence	Self- certified absence	Non Covid-19 absence	Covid-19 absence	Total absence rate	Medical & Dental	Nursing & Midwifery	Health & Social Care Professionals	Management & Administrative	General Support	Patient & Client Care
CHO 7	5.40%	0.62%	6.01%	0.40%	6.41%	2.14%	7.03%	4.63%	6.40%	6.07%	7.37%
Community Health & Wellbeing	4.68%	0.21%	4.90%	0.00%	4.90%		0.00%		0.00%		6.82%
Primary Care	5.77%	0.47%	6.24%	0.34%	6.58%	2.83%	7.17%	4.75%	8.58%	6.03%	7.97%
Disabilities	4.43%	0.67%	5.09%	0.29%	5.39%	2.26%	5.31%	4.70%	4.18%	5.93%	5.82%
Mental Health	5.38%	0.57%	5.94%	0.75%	6.69%	1.46%	7.38%	4.39%	9.15%	0.34%	11.99%
Older People	8.78%	0.79%	9.57%	0.62%	10.19%	0.00%	9.41%	2.99%	7.60%	7.10%	12.68%
CHO Operations	3.00%	0.31%	3.32%	0.09%	3.41%		0.00%	0.00%	3.82%		
Community Services	5.40%	0.62%	6.01%	0.40%	6.41%	2.14%	7.03%	4.63%	6.40%	6.07%	7.37%



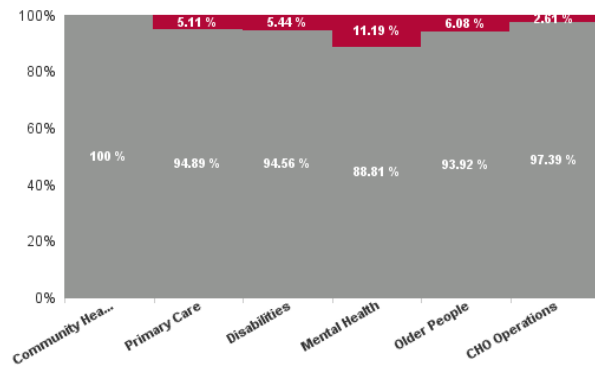
October 2024

Health Service Absence Rate - by Care Group : Oct 2024	Non Covid-19 absence	Covid-19 absence	Total absence rate	Medical & Dental	Nursing & Midwifery	Health & Social Care Professionals	Management & Administrative	General Support	Patient & Client Care
CHO 7	6.01%	0.40%	6.41%	0.34%	0.36%	0.24%	0.27%	0.11%	0.58%
Community Health & Wellbeing	4.90%	0.00%	4.90%		0.00%		0.00%		0.00%
Primary Care	6.24%	0.34%	6.58%	0.23%	0.33%	0.18%	0.28%	0.13%	0.74%
Disabilities	5.09%	0.29%	5.39%	0.00%	0.23%	0.20%	0.16%	0.07%	0.39%
Mental Health	5.94%	0.75%	6.69%	0.51%	0.40%	0.66%	0.61%	0.00%	2.40%
Older People	9.57%	0.62%	10.19%	0.00%	0.56%	0.18%	0.67%	0.17%	0.83%
CHO Operations	3.32%	0.09%	3.41%		0.00%	0.00%	0.10%		
Community Services	6.01%	0.40%	6.41%	0.34%	0.36%	0.24%	0.27%	0.11%	0.58%

Total COVID Absence Rate

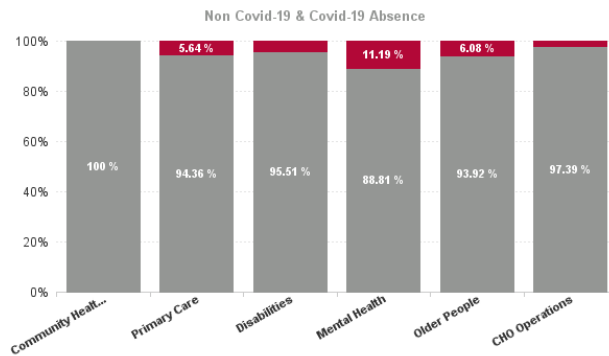
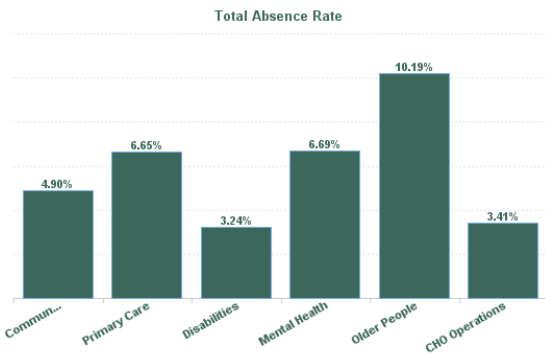


% of Absence Non Covid-19 / Covid-19



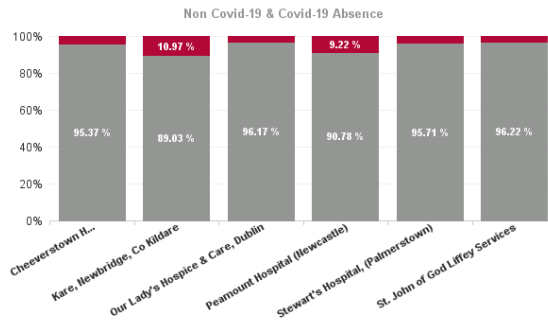
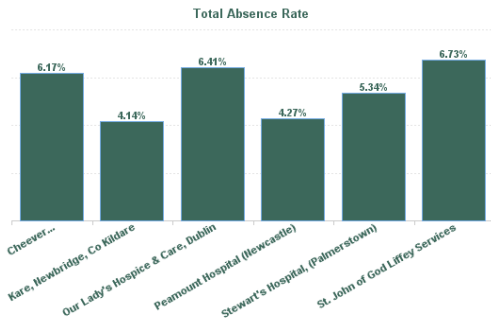
October 2024

Health Service Absence Rate - by Admin : Oct 2024	Certified absence	Self-certified absence	Non Covid-19 absence	Covid-19 absence	Total absence rate	Medical & Dental	Nursing & Midwifery	Health & Social Care Professionals	Management & Administrative	General Support	Patient & Client Care
Total	5.40%	0.62%	6.01%	0.40%	6.41%	2.14%	7.03%	4.63%	6.40%	6.07%	7.37%
Community Health & Wellbeing	4.68%	0.21%	4.90%	0.00%	4.90%		0.00%		0.00%		6.82%
Primary Care	5.86%	0.42%	6.28%	0.38%	6.65%	3.28%	6.67%	4.38%	9.29%	10.22%	9.10%
Disabilities	2.79%	0.31%	3.10%	0.15%	3.24%		0.00%	2.33%	5.44%		0.00%
Mental Health	5.38%	0.57%	5.94%	0.75%	6.69%	1.46%	7.38%	4.39%	9.15%	0.34%	11.99%
Older People	8.78%	0.79%	9.57%	0.62%	10.19%	0.00%	9.41%	2.99%	7.60%	7.10%	12.68%
CHO Operations	3.00%	0.31%	3.32%	0.09%	3.41%		0.00%	0.00%	3.82%		
Health Service Executive	6.37%	0.56%	6.92%	0.53%	7.45%	2.30%	7.70%	4.08%	7.59%	7.08%	11.39%
Section 38 Voluntary Agencies	4.61%	0.67%	5.28%	0.29%	5.57%	0.90%	6.05%	5.01%	4.29%	5.48%	5.89%



October 2024

Health Service Absence Rate - by Care Group : Oct 2024	Certified absence	Self-certified absence	Non Covid-19 absence	Covid-19 absence	Total absence rate	Medical & Dental	Nursing & Midwifery	Health & Social Care Professionals	Management & Administrative	General Support	Patient & Client Care
Total	4.61%	0.67%	5.28%	0.29%	5.57%	0.90%	6.05%	5.01%	4.29%	5.48%	5.89%
Cheeverstown House	4.89%	0.99%	5.88%	0.29%	6.17%		6.90%	4.21%	2.11%	13.06%	6.03%
Kare, Newbridge, Co Kildare	3.21%	0.48%	3.69%	0.45%	4.14%		1.80%	4.02%	1.45%	12.70%	4.77%
Our Lady's Hospice & Care, Dublin	5.58%	0.59%	6.17%	0.25%	6.41%	0.00%	8.06%	6.79%	5.57%	4.20%	6.47%
Peamount Hospital (Newcastle)	2.94%	0.93%	3.87%	0.39%	4.27%	0.40%	3.95%	6.30%	2.21%	1.28%	5.13%
Stewart's Hospital, (Palmerstown)	4.59%	0.52%	5.11%	0.23%	5.34%		1.85%	7.76%	5.94%	4.05%	5.50%
St. John of God Liffey Services	5.80%	0.68%	6.48%	0.25%	6.73%	24.13%	9.56%	3.84%	6.05%	9.67%	8.20%
Section 38 Voluntary Agencies	4.61%	0.67%	5.28%	0.29%	5.57%	0.90%	6.05%	5.01%	4.29%	5.48%	5.89%

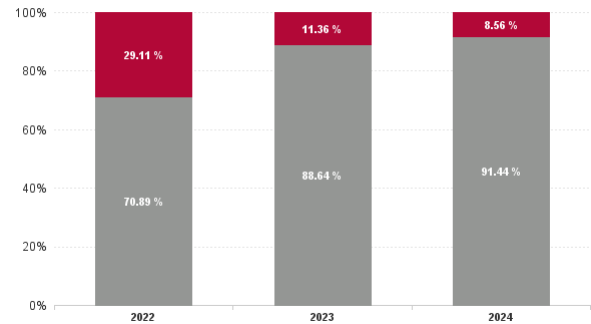
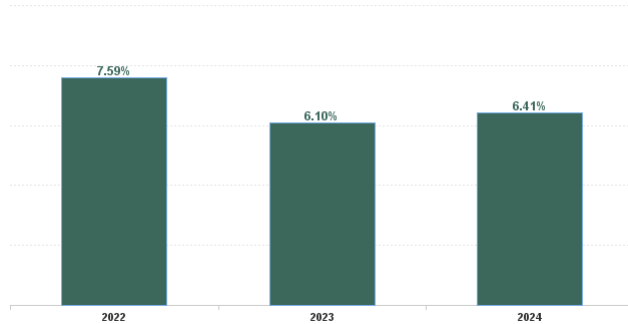


Year / Month	Certified absence	Self-certified absence	Non Covid-19 absence	Covid-19 absence	Total absence rate	Medical & Dental	Nursing & Midwifery	Health & Social Care Professionals	Management & Administrative	General Support	Patient & Client Care
Oct 2024	5.40%	0.62%	6.01%	0.40%	6.41%	2.14%	7.03%	4.63%	6.40%	6.07%	7.37%
Sep 2024	5.24%	0.60%	5.84%	0.60%	6.44%	3.47%	7.10%	4.69%	6.07%	6.89%	7.22%
Aug 2024	5.55%	0.55%	6.10%	0.75%	6.85%	3.72%	7.00%	5.23%	6.59%	8.57%	7.94%
Jul 2024	5.72%	0.59%	6.32%	1.09%	7.41%	3.78%	7.51%	5.13%	6.50%	8.84%	8.88%
Jun 2024	5.34%	0.53%	5.87%	0.78%	6.65%	2.50%	6.85%	4.88%	6.13%	8.47%	7.59%
May 2024	5.14%	0.60%	5.74%	0.32%	6.06%	2.36%	6.45%	4.32%	5.30%	7.69%	7.02%
Apr 2024	5.05%	0.60%	5.64%	0.24%	5.88%	2.56%	6.48%	4.13%	5.32%	7.42%	6.64%
Mar 2024	4.87%	0.59%	5.46%	0.30%	5.76%	2.89%	6.36%	3.78%	4.50%	6.87%	6.84%
Feb 2024	5.13%	0.64%	5.77%	0.33%	6.10%	3.53%	6.46%	3.96%	5.57%	7.50%	7.16%
Jan 2024	5.13%	0.71%	5.84%	0.71%	6.55%	3.30%	7.07%	4.35%	5.42%	8.37%	7.75%
2024	5.25%	0.61%	5.86%	0.55%	6.41%	3.03%	6.83%	4.50%	5.76%	7.66%	7.43%
Dec 2023	4.81%	0.71%	5.52%	0.88%	6.40%	3.00%	7.05%	4.36%	5.03%	9.51%	7.19%
Nov 2023	4.87%	0.63%	5.51%	0.58%	6.09%	2.40%	7.11%	3.44%	5.16%	9.15%	6.97%
Oct 2023	4.86%	0.55%	5.41%	0.70%	6.11%	2.67%	6.96%	3.78%	5.32%	8.87%	6.87%
Sep 2023	4.95%	0.60%	5.55%	0.89%	6.44%	2.62%	7.33%	4.65%	5.24%	9.34%	7.06%
Aug 2023	5.30%	0.56%	5.87%	0.80%	6.67%	2.87%	7.35%	4.53%	5.97%	9.07%	7.52%
Jul 2023	4.49%	0.55%	5.04%	0.47%	5.52%	2.17%	6.69%	3.75%	4.13%	5.94%	6.27%
Jun 2023	4.79%	0.53%	5.31%	0.38%	5.69%	3.27%	6.50%	3.96%	5.03%	6.42%	6.32%
May 2023	4.95%	0.56%	5.52%	0.50%	6.01%	2.53%	6.62%	4.39%	4.54%	7.40%	7.02%
Apr 2023	4.68%	0.53%	5.21%	0.61%	5.82%	2.20%	6.70%	4.23%	3.89%	6.42%	6.86%
Mar 2023	4.93%	0.58%	5.50%	0.79%	6.30%	2.65%	7.16%	4.65%	4.78%	7.77%	7.18%
Feb 2023	4.42%	0.51%	4.92%	0.70%	5.63%	3.15%	6.95%	3.76%	4.16%	6.97%	6.10%
Jan 2023	4.91%	0.60%	5.51%	1.02%	6.53%	2.15%	7.81%	4.71%	4.27%	9.13%	7.24%
2023	4.83%	0.58%	5.41%	0.69%	6.10%	2.64%	7.02%	4.18%	4.81%	8.01%	6.88%
Dec 2022	5.20%	0.71%	5.91%	1.55%	7.46%	3.30%	8.26%	5.50%	5.91%	8.73%	8.54%
Nov 2022	4.50%	0.58%	5.08%	1.04%	6.12%	3.52%	6.96%	4.49%	4.10%	7.14%	7.11%
Oct 2022	4.66%	0.60%	5.25%	0.94%	6.19%	3.31%	6.23%	4.56%	5.23%	6.85%	7.46%
Sep 2022	4.98%	0.59%	5.56%	1.00%	6.57%	3.11%	7.09%	5.14%	5.31%	7.67%	7.55%
Aug 2022	5.00%	0.51%	5.50%	0.97%	6.47%	3.69%	6.21%	4.46%	6.02%	7.22%	8.61%
Jul 2022	5.19%	0.49%	5.68%	2.30%	7.98%	2.88%	8.33%	5.57%	6.06%	9.74%	9.69%
Jun 2022	4.86%	0.57%	5.43%	2.24%	7.67%	3.37%	8.43%	6.48%	6.22%	8.89%	8.41%
May 2022	4.56%	0.55%	5.11%	1.22%	6.32%	2.56%	6.98%	2.97%	5.26%	6.85%	9.92%
Apr 2022	5.01%	0.52%	5.53%	2.63%	8.16%	2.88%	8.81%	6.50%	6.58%	10.22%	9.20%
Mar 2022	5.20%	0.53%	5.74%	4.72%	10.46%	5.80%	12.22%	8.30%	8.71%	12.60%	10.88%
Feb 2022	4.50%	0.61%	5.11%	3.16%	8.27%	3.85%	9.59%	6.30%	6.71%	7.69%	9.31%
Jan 2022	4.26%	0.45%	4.71%	4.70%	9.41%	4.31%	9.98%	6.45%	8.17%	10.34%	11.18%
2022	4.82%	0.56%	5.38%	2.21%	7.59%	3.57%	8.27%	5.44%	6.18%	8.53%	8.98%
Dec 2021	4.87%	0.54%	5.41%	3.14%	8.55%	3.42%	8.77%	5.41%	6.88%	8.91%	10.82%
Nov 2021	5.38%	0.70%	6.08%	2.36%	8.44%	3.81%	9.05%	5.37%	7.06%	9.89%	10.17%
Oct 2021	5.36%	0.62%	5.98%	1.34%	7.32%	4.51%	7.67%	5.39%	5.60%	8.50%	8.61%
Sep 2021	5.20%	0.57%	5.77%	1.12%	6.89%	3.64%	7.47%	5.21%	5.35%	7.33%	8.02%
Aug 2021	5.09%	0.45%	5.53%	0.95%	6.49%	2.58%	6.32%	4.72%	4.21%	8.26%	8.29%
Jul 2021	4.76%	0.48%	5.24%	0.74%	5.98%	2.16%	5.54%	4.76%	4.58%	7.88%	7.42%
Jun 2021	4.20%	0.53%	4.73%	0.64%	5.37%	1.94%	5.54%	3.89%	3.33%	8.09%	6.41%
May 2021	3.87%	0.45%	4.32%	0.76%	5.08%	2.22%	5.58%	4.14%	2.80%	6.54%	5.85%
Apr 2021	3.99%	0.39%	4.38%	1.02%	5.40%	3.40%	6.07%	4.26%	3.32%	4.88%	6.36%
Mar 2021	3.82%	0.48%	4.29%	1.15%	5.45%	2.32%	5.80%	4.17%	3.59%	7.33%	6.34%
Feb 2021	4.24%	0.52%	4.76%	1.97%	6.73%	3.34%	7.08%	5.59%	4.33%	9.20%	7.64%
Jan 2021	4.62%	0.47%	5.10%	4.26%	9.35%	2.52%	9.88%	6.75%	6.60%	12.04%	11.26%
2021	4.62%	0.52%	5.13%	1.62%	6.76%	2.98%	7.07%	4.97%	4.82%	8.24%	8.10%

Year / Month	Certified absence	Self-certified absence	Total absence rate	Non Covid-19 absence	Covid-19 Absence	CHWB	Mental Health	PC	Disabilities	Older People	CHO Ops
Oct 2024	5.40%	0.62%	6.41%	6.01%	0.40%	4.90%	6.69%	6.58%	5.39%	10.19%	3.41%
Sep 2024	5.24%	0.60%	6.44%	5.84%	0.60%	4.86%	6.28%	6.83%	5.27%	10.65%	6.55%
Aug 2024	5.55%	0.55%	6.85%	6.10%	0.75%	3.45%	6.79%	6.72%	5.85%	9.65%	8.01%
Jul 2024	5.72%	0.59%	7.41%	6.32%	1.09%	10.03%	7.06%	8.26%	6.24%	10.65%	5.73%
Jun 2024	5.34%	0.53%	6.65%	5.87%	0.78%	8.18%	6.81%	7.45%	5.61%	9.25%	5.93%
May 2024	5.14%	0.60%	6.06%	5.74%	0.32%	8.08%	5.13%	6.28%	5.70%	8.17%	3.18%
Apr 2024	5.05%	0.60%	5.88%	5.64%	0.24%	6.82%	5.64%	6.14%	5.10%	9.10%	3.57%
Mar 2024	4.87%	0.59%	5.76%	5.46%	0.30%	6.46%	5.43%	6.01%	5.13%	8.76%	1.63%
Feb 2024	5.13%	0.64%	6.10%	5.77%	0.33%	6.70%	6.23%	6.06%	5.40%	9.23%	5.35%
Jan 2024	5.13%	0.71%	6.55%	5.84%	0.71%	6.48%	5.80%	6.52%	5.80%	10.49%	4.86%
2024	5.25%	0.61%	6.41%	5.86%	0.55%	6.67%	6.18%	6.68%	5.54%	9.63%	4.79%
Dec 2023	4.81%	0.71%	6.40%	5.52%	0.88%	6.45%	6.36%	6.86%	5.20%	10.41%	5.32%
Nov 2023	4.87%	0.63%	6.09%	5.51%	0.58%	1.39%	6.21%	5.86%	5.48%	9.04%	6.61%
Oct 2023	4.86%	0.55%	6.11%	5.41%	0.70%	4.73%	6.24%	6.00%	5.68%	8.23%	3.36%
Sep 2023	4.95%	0.60%	6.44%	5.55%	0.89%	5.26%	7.29%	5.87%	6.00%	9.09%	2.79%
Aug 2023	5.30%	0.56%	6.67%	5.87%	0.80%	3.86%	7.01%	6.35%	6.03%	9.84%	4.55%
Jul 2023	4.49%	0.55%	5.52%	5.04%	0.47%	2.03%	6.09%	5.56%	4.99%	7.63%	2.18%
Jun 2023	4.79%	0.53%	5.69%	5.31%	0.38%	0.68%	6.24%	5.67%	5.06%	8.48%	2.87%
May 2023	4.95%	0.56%	6.01%	5.52%	0.50%	2.77%	5.46%	6.06%	5.64%	8.58%	2.83%
Apr 2023	4.68%	0.53%	5.82%	5.21%	0.61%	2.03%	6.09%	5.94%	5.43%	7.62%	2.18%
Mar 2023	4.93%	0.58%	6.30%	5.50%	0.79%	1.21%	6.59%	6.26%	6.13%	7.50%	3.01%
Feb 2023	4.42%	0.51%	5.63%	4.92%	0.70%	2.17%	6.51%	6.07%	4.87%	7.74%	3.52%
Jan 2023	4.91%	0.60%	6.53%	5.51%	1.02%	1.16%	6.12%	6.89%	6.20%	8.13%	3.99%
2023	4.83%	0.58%	6.10%	5.41%	0.69%	2.78%	6.34%	6.11%	5.56%	8.54%	3.60%
Dec 2022	5.20%	0.71%	7.46%	5.91%	1.55%	2.52%	7.53%	8.06%	6.74%	9.70%	5.64%
Nov 2022	4.50%	0.58%	6.12%	5.08%	1.04%	1.20%	6.68%	6.22%	5.65%	7.59%	5.52%
Oct 2022	4.66%	0.60%	6.19%	5.25%	0.94%	0.79%	6.92%	6.43%	5.53%	7.56%	9.60%
Sep 2022	4.98%	0.59%	6.57%	5.56%	1.00%	1.62%	7.45%	5.70%	6.33%	8.61%	7.06%
Aug 2022	5.00%	0.51%	6.47%	5.50%	0.97%	2.25%	7.61%	6.54%	5.93%	7.58%	5.57%
Jul 2022	5.19%	0.49%	7.98%	5.68%	2.30%	6.00%	9.69%	7.70%	7.30%	9.94%	5.31%
Jun 2022	4.86%	0.57%	7.67%	5.43%	2.24%	7.86%	8.50%	7.20%	7.17%	9.93%	6.88%
May 2022	4.56%	0.55%	6.32%	5.11%	1.22%	4.62%	5.50%	6.03%	6.27%	7.93%	6.93%
Apr 2022	5.01%	0.52%	8.16%	5.53%	2.63%	4.95%	7.28%	7.57%	7.97%	11.18%	8.15%
Mar 2022	5.20%	0.53%	10.46%	5.74%	4.72%	12.27%	11.33%	10.37%	9.99%	11.56%	
Feb 2022	4.50%	0.61%	8.27%	5.11%	3.16%	7.53%	7.97%	8.68%	7.34%	11.56%	
Jan 2022	4.26%	0.45%	9.41%	4.71%	4.70%	0.50%	9.27%	8.81%	8.44%	14.69%	
2022	4.82%	0.56%	7.59%	5.38%	2.21%	3.61%	7.97%	7.48%	7.05%	9.81%	6.74%
Dec 2021	4.87%	0.54%	8.55%	5.41%	3.14%	0.00%	7.79%	8.17%	8.38%	10.77%	
Nov 2021	5.38%	0.70%	8.44%	6.08%	2.36%	0.00%	7.27%	8.58%	7.91%	11.39%	
Oct 2021	5.36%	0.62%	7.32%	5.98%	1.34%	1.62%	7.09%	6.97%	6.58%	10.60%	
Sep 2021	5.20%	0.57%	6.89%	5.77%	1.12%	4.37%	6.40%	6.32%	6.34%	10.65%	
Aug 2021	5.09%	0.45%	6.49%	5.53%	0.95%	5.13%	6.34%	5.62%	6.18%	9.41%	
Jul 2021	4.76%	0.48%	5.98%	5.24%	0.74%	3.85%	5.47%	5.41%	5.78%	8.43%	
Jun 2021	4.20%	0.53%	5.37%	4.73%	0.64%	6.70%	5.25%	4.58%	5.06%	8.24%	
May 2021	3.87%	0.45%	5.08%	4.32%	0.76%	0.00%	4.06%	4.65%	5.09%	6.91%	
Apr 2021	3.99%	0.39%	5.40%	4.38%	1.02%	0.00%	4.62%	4.45%	5.85%	6.72%	
Mar 2021	3.82%	0.48%	5.45%	4.29%	1.15%	0.00%	5.26%	4.49%	5.53%	7.42%	
Feb 2021	4.24%	0.52%	6.73%	4.76%	1.97%	3.16%	6.57%	5.90%	6.62%	9.18%	
Jan 2021	4.62%	0.47%	9.35%	5.10%	4.26%	5.09%	8.23%	7.95%	9.56%	12.56%	
2021	4.62%	0.52%	6.76%	5.13%	1.62%	2.25%	6.18%	6.11%	6.58%	9.35%	

Total Absence Rate

% of Absence Non Covid-19 / Covid-19



Year / Month	Certified absence	Self-certified absence	Non Covid-19 absence	Covid-19 absence	Total absence rate	Community Health & Wellbeing	Primary Care	Disabilities	Mental Health	Older People	CHO Operations	Health Service Executive	Primary Care	Disabilities	Section 33 Voluntary Agencies
Oct 2024	5.40%	0.62%	6.01%	0.40%	6.41%	4.90%	6.65%	3.24%	6.69%	10.15%	3.41%	7.45%	6.41%	5.45%	5.57%
Sep 2024	5.24%	0.60%	5.84%	0.60%	6.44%	4.86%	6.76%	4.94%	6.26%	10.65%	6.55%	7.67%	7.01%	5.27%	5.48%
Aug 2024	5.55%	0.55%	6.10%	0.75%	6.85%	3.45%	6.41%	4.46%	6.79%	9.65%	8.01%	7.47%	7.39%	5.90%	6.17%
Jul 2024	5.72%	0.59%	6.32%	1.09%	7.41%	10.03%	7.42%	5.27%	7.06%	10.65%	5.73%	8.19%	10.13%	6.27%	6.77%
Jun 2024	5.34%	0.53%	5.87%	0.78%	6.65%	8.18%	7.14%	3.31%	6.81%	9.25%	5.93%	7.57%	8.12%	5.66%	5.96%
May 2024	5.14%	0.60%	5.74%	0.32%	6.06%	8.08%	5.89%	2.85%	5.13%	8.17%	3.18%	6.18%	7.21%	5.78%	5.96%
Apr 2024	5.05%	0.60%	5.64%	0.24%	5.88%	8.82%	5.73%	1.97%	5.64%	9.10%	3.57%	6.44%	7.11%	5.19%	5.43%
Mar 2024	4.87%	0.59%	5.46%	0.30%	5.76%	6.46%	5.60%	4.30%	5.43%	8.76%	1.63%	6.27%	6.99%	5.15%	5.37%
Feb 2024	5.13%	0.64%	5.77%	0.33%	6.10%	6.70%	6.08%	3.46%	6.23%	9.23%	5.35%	6.86%	6.02%	5.45%	5.51%
Jan 2024	5.13%	0.71%	5.84%	0.71%	6.55%	6.48%	6.24%	3.45%	5.80%	10.49%	4.86%	7.13%	7.28%	5.86%	6.05%
2024	5.25%	0.61%	5.86%	0.55%	6.41%	6.67%	6.38%	3.70%	6.18%	9.63%	4.79%	7.12%	7.38%	5.59%	5.82%
Dec 2023	4.81%	0.71%	5.52%	0.88%	6.40%	6.45%	6.35%	3.38%	6.36%	10.41%	5.32%	7.44%	8.07%	5.25%	5.60%
Nov 2023	4.87%	0.63%	5.51%	0.58%	6.09%	1.39%	5.29%	2.57%	6.21%	9.04%	6.61%	6.44%	7.37%	5.56%	5.79%
Oct 2023	4.86%	0.55%	5.41%	0.70%	6.11%	4.73%	5.91%	4.39%	6.24%	8.23%	3.36%	6.49%	6.26%	5.72%	5.79%
Sep 2023	4.95%	0.60%	5.55%	0.89%	6.44%	5.26%	5.50%	7.03%	7.29%	9.09%	2.79%	6.89%	6.83%	5.97%	6.07%
Aug 2023	5.30%	0.56%	5.87%	0.80%	6.67%	3.86%	6.31%	6.40%	7.01%	9.84%	4.55%	7.37%	6.44%	6.02%	6.08%
Jul 2023	4.49%	0.55%	5.04%	0.47%	5.52%	2.03%	5.53%	4.96%	6.09%	7.63%	2.18%	6.08%	5.62%	4.99%	5.07%
Jun 2023	4.79%	0.53%	5.31%	0.38%	5.69%	0.68%	5.32%	6.25%	6.24%	8.48%	2.87%	6.31%	6.54%	5.02%	5.20%
May 2023	4.95%	0.56%	5.52%	0.50%	6.01%	2.77%	5.74%	7.17%	5.46%	8.58%	2.83%	6.32%	6.88%	5.59%	5.75%
Apr 2023	4.68%	0.53%	5.21%	0.61%	5.82%	2.03%	5.66%	4.96%	6.09%	7.62%	2.18%	6.13%	6.69%	5.44%	5.58%
Mar 2023	4.93%	0.58%	5.50%	0.79%	6.30%	1.21%	6.37%	7.02%	6.59%	7.50%	3.01%	6.56%	5.96%	6.10%	6.08%
Feb 2023	4.42%	0.51%	4.92%	0.70%	5.63%	2.17%	6.09%	6.57%	6.51%	7.74%	3.52%	6.53%	6.01%	4.82%	4.95%
Jan 2023	4.91%	0.60%	5.51%	1.02%	6.53%	1.16%	6.15%	2.71%	6.12%	8.13%	3.99%	6.44%	8.84%	6.30%	6.61%
2023	4.83%	0.58%	5.41%	0.69%	6.10%	2.78%	5.85%	5.33%	6.34%	8.54%	3.60%	6.58%	6.80%	5.57%	5.71%
Dec 2022	5.20%	0.71%	5.91%	1.55%	7.46%	2.52%	7.59%	6.36%	7.53%	9.70%	5.64%	8.02%	9.25%	6.75%	7.03%
Nov 2022	4.50%	0.58%	5.08%	1.04%	6.12%	1.20%	6.08%	6.11%	6.66%	7.59%	5.52%	6.55%	6.63%	5.63%	5.75%
Oct 2022	4.66%	0.60%	5.25%	0.94%	6.19%	0.79%	6.45%	3.31%	6.92%	7.56%	9.60%	6.82%	6.38%	5.59%	5.69%
Sep 2022	4.98%	0.59%	5.56%	1.00%	6.57%	1.62%	5.82%	3.07%	7.45%	8.61%	7.06%	6.88%	5.36%	6.44%	6.31%
Aug 2022	5.00%	0.51%	5.50%	0.97%	6.47%	2.25%	6.31%	3.23%	7.61%	7.58%	5.57%	6.84%	7.12%	6.02%	6.16%
Jul 2022	5.19%	0.49%	5.68%	2.30%	7.98%	6.00%	7.02%	4.61%	9.69%	9.94%	5.31%	8.42%	9.35%	7.38%	7.62%
Jun 2022	4.86%	0.57%	5.43%	2.24%	7.67%	7.86%	6.88%	7.48%	8.50%	9.93%	6.88%	8.13%	8.09%	7.16%	7.28%
May 2022	4.56%	0.55%	5.11%	1.22%	6.32%	4.62%	5.79%	5.06%	5.50%	7.93%	6.93%	6.28%	6.67%	6.31%	6.36%
Apr 2022	5.01%	0.52%	5.53%	2.63%	8.16%	4.95%	7.18%	5.69%	7.28%	11.18%	8.15%	8.23%	8.56%	8.03%	8.10%
Mar 2022	5.20%	0.53%	5.74%	4.72%	10.46%	12.27%	10.26%	6.45%	11.33%	11.56%			10.69%	10.11%	10.18%
Feb 2022	4.50%	0.61%	5.11%	3.16%	8.27%	7.53%	8.67%	7.82%	7.97%	11.56%			8.73%	7.33%	7.51%
Jan 2022	4.26%	0.45%	4.71%	4.70%	9.41%	0.50%	8.70%	6.36%	9.27%	14.69%			9.09%	8.50%	8.58%
2022	4.82%	0.56%	5.38%	2.21%	7.59%	3.61%	7.28%	5.44%	7.97%	9.81%	6.74%	8.04%	8.02%	7.10%	7.21%
Dec 2021	4.87%	0.54%	5.41%	3.14%	8.55%	0.00%	8.13%	6.14%	7.79%	10.77%			8.69%	8.44%	8.42%
Nov 2021	5.38%	0.70%	6.08%	2.36%	8.44%	0.00%	8.38%	5.70%	7.27%	11.39%			9.15%	7.98%	8.15%
Oct 2021	5.36%	0.62%	5.98%	1.34%	7.32%	1.62%	7.11%	5.75%	7.09%	10.60%			6.59%	6.60%	6.60%
Sep 2021	5.20%	0.57%	5.77%	1.12%	6.89%	4.37%	6.81%	7.34%	6.40%	10.65%			5.01%	6.31%	6.13%
Aug 2021	5.09%	0.45%	5.53%	0.95%	6.49%	5.13%	6.23%	7.06%	6.34%	9.41%			4.11%	6.15%	5.85%
Jul 2021	4.76%	0.48%	5.24%	0.74%	5.98%	3.85%	5.97%	7.12%	5.47%	8.43%			3.99%	5.73%	5.48%
Jun 2021	4.20%	0.53%	4.73%	0.64%	5.37%	6.70%	4.81%	3.08%	5.25%	8.24%			3.96%	5.13%	4.96%
May 2021	3.87%	0.45%	4.32%	0.76%	5.08%	0.00%	4.94%	1.86%	4.06%	6.91%			3.89%	5.20%	5.01%
Apr 2021	3.99%	0.39%	4.38%	1.02%	5.40%	0.00%	4.63%	2.30%	4.62%	6.72%			3.95%	5.98%	5.67%
Mar 2021	3.82%	0.48%	4.29%	1.15%	5.45%	0.00%	4.51%	3.82%	5.26%	7.42%			4.44%	5.58%	5.42%
Feb 2021	4.24%	0.52%	4.76%	1.97%	6.73%	3.16%	5.70%	9.46%	6.57%	9.18%			6.48%	6.53%	6.52%
Jan 2021	4.62%	0.47%	5.10%	4.26%	9.35%	5.09%	7.20%	5.19%	8.23%	12.56%			9.99%	9.71%	9.75%
2021	4.62%	0.52%	5.13%	1.62%	6.76%	2.25%	6.22%	5.33%	6.18%	9.35%			5.81%	6.62%	6.50%

Year / Month	Certified absence	Self-certified absence	Non Covid-19 absence	Covid-19 absence	Total absence rate	Cheeverstown House	Kare, Newbridge, Co Kildare	Our Lady's Hospice & Care, Dublin	Peamount Hospital (Newcastle)	Stewart's Hospital, (Palmerstown)	St. John of God Liffey Services	Section 38 Voluntary Agencies
Oct 2024	4.61%	0.67%	5.28%	0.29%	5.57%	6.17%	4.14%	6.41%	4.27%	5.34%	6.73%	5.57%
Sep 2024	4.38%	0.60%	4.98%	0.50%	5.48%	7.76%	4.30%	7.01%	5.78%	4.65%	5.16%	5.48%
Aug 2024	4.95%	0.54%	5.49%	0.68%	6.17%	7.23%	3.84%	7.39%	6.58%		5.92%	6.17%
Jul 2024	5.16%	0.64%	5.80%	0.97%	6.77%	7.75%	5.35%	10.13%	5.32%	6.70%	6.06%	6.77%
Jun 2024	4.81%	0.46%	5.27%	0.69%	5.96%	8.13%	5.17%	8.12%	5.70%	4.86%	5.93%	5.96%
May 2024	5.02%	0.66%	5.69%	0.27%	5.96%	7.04%	5.27%	7.21%	5.82%	5.23%	6.11%	5.96%
Apr 2024	4.66%	0.54%	5.20%	0.23%	5.43%	5.80%	5.36%	7.11%	5.33%	5.63%	4.05%	5.43%
Mar 2024	4.49%	0.62%	5.11%	0.26%	5.37%	6.42%	4.95%	6.99%	4.73%	5.41%	4.52%	5.37%
Feb 2024	4.58%	0.65%	5.22%	0.29%	5.51%	6.25%	5.55%	6.02%	5.90%	5.27%	4.95%	5.51%
Jan 2024	4.77%	0.73%	5.50%	0.54%	6.05%	7.65%	6.16%	7.28%	6.33%	5.51%	4.95%	6.05%
2024	4.74%	0.61%	5.35%	0.47%	5.82%	7.00%	5.00%	7.38%	5.57%	5.39%	5.44%	5.82%
Dec 2023	4.19%	0.71%	4.90%	0.69%	5.60%	6.54%	5.15%	8.07%	6.32%	4.97%	4.38%	5.60%
Nov 2023	4.65%	0.61%	5.26%	0.53%	5.79%	5.96%	6.03%	7.37%	7.92%	5.01%	4.28%	5.79%
Oct 2023	4.62%	0.53%	5.16%	0.63%	5.79%	5.58%	6.53%	6.26%	7.46%	5.92%	3.93%	5.79%
Sep 2023	4.68%	0.69%	5.36%	0.71%	6.07%	7.17%	6.35%	6.83%	5.77%	6.59%	4.59%	6.07%
Aug 2023	4.82%	0.55%	5.37%	0.71%	6.08%	6.10%	5.35%	6.44%	6.99%	6.46%	5.12%	6.08%
Jul 2023	4.25%	0.56%	4.81%	0.26%	5.07%	6.33%	5.59%	5.62%	4.89%	5.39%	3.54%	5.07%
Jun 2023	4.42%	0.52%	4.94%	0.26%	5.20%	6.57%	5.32%	6.54%	4.71%	4.73%	4.70%	5.20%
May 2023	4.85%	0.56%	5.41%	0.34%	5.75%	8.27%	6.48%	6.88%	5.17%	5.32%	4.42%	5.75%
Apr 2023	4.55%	0.52%	5.08%	0.50%	5.58%	7.01%	5.88%	6.69%	5.75%	6.01%	3.72%	5.58%
Mar 2023	4.84%	0.54%	5.38%	0.70%	6.08%	7.69%	7.42%	5.96%	7.24%	5.88%	4.51%	6.08%
Feb 2023	3.94%	0.44%	4.37%	0.58%	4.95%	9.08%	6.24%	6.01%	5.05%	4.16%	3.31%	4.95%
Jan 2023	4.99%	0.60%	5.59%	1.02%	6.61%	9.36%	7.10%	8.84%	6.25%	5.52%	5.69%	6.61%
2023	4.57%	0.57%	5.14%	0.58%	5.71%	7.11%	6.11%	6.80%	6.13%	5.49%	4.35%	5.71%
Dec 2022	4.96%	0.60%	5.56%	1.47%	7.03%	10.34%	8.92%	9.25%	7.84%	6.55%	4.30%	7.03%
Nov 2022	4.24%	0.51%	4.75%	1.00%	5.75%	7.56%	6.70%	6.63%	6.43%	6.26%	3.31%	5.75%
Oct 2022	4.42%	0.49%	4.91%	0.78%	5.69%	8.10%	7.74%	6.38%	5.38%	5.12%	4.25%	5.69%
Sep 2022	4.83%	0.59%	5.43%	0.88%	6.31%	9.55%	6.88%	5.36%	7.20%	5.38%	5.58%	6.31%
Aug 2022	4.86%	0.44%	5.30%	0.86%	6.16%	8.78%	6.24%	7.12%	6.77%	5.44%	4.78%	6.16%
Jul 2022	4.88%	0.45%	5.33%	2.29%	7.62%	9.93%	7.11%	9.35%	6.27%	7.45%	6.93%	7.62%
Jun 2022	4.56%	0.53%	5.10%	2.18%	7.28%	9.09%	9.04%	8.09%	6.74%	6.32%	6.66%	7.28%
May 2022	4.57%	0.58%	5.15%	1.20%	6.36%	9.88%	9.04%	6.67%	5.79%	5.40%	4.77%	6.36%
Apr 2022	4.97%	0.52%	5.49%	2.61%	8.10%	13.13%	9.04%	8.56%	7.70%	7.06%	6.60%	8.10%
Mar 2022	5.02%	0.54%	5.56%	4.62%	10.18%	15.87%	8.70%	10.69%	11.56%	9.11%	8.46%	10.18%
Feb 2022	3.89%	0.68%	4.57%	2.94%	7.51%	11.94%	8.70%	8.73%	7.67%	5.93%	6.19%	7.51%
Jan 2022	4.13%	0.45%	4.58%	4.00%	8.58%	14.05%	8.70%	9.09%	5.06%	6.62%	10.29%	8.58%
2022	4.61%	0.53%	5.14%	2.07%	7.21%	10.66%	8.07%	8.02%	7.02%	6.39%	5.96%	7.21%
Dec 2021	4.76%	0.55%	5.31%	3.11%	8.42%	11.31%	8.70%	8.29%	9.18%	9.28%	5.31%	8.42%
Nov 2021	5.24%	0.66%	5.90%	2.25%	8.15%	12.58%	8.70%	9.15%	8.28%	8.21%	4.89%	8.15%
Oct 2021	4.85%	0.62%	5.47%	1.13%	6.60%	10.14%	6.25%	6.59%		6.58%	5.20%	6.60%
Sep 2021	4.79%	0.60%	5.38%	0.75%	6.13%	8.40%	6.67%	5.01%	6.65%	5.27%	6.19%	6.13%
Aug 2021	4.68%	0.43%	5.11%	0.73%	5.85%	7.22%	5.31%	4.11%	6.90%	6.49%	5.05%	5.85%
Jul 2021	4.44%	0.49%	4.92%	0.56%	5.48%	7.39%	5.18%	3.99%	5.55%	5.51%	5.48%	5.48%
Jun 2021	3.85%	0.57%	4.42%	0.54%	4.96%	6.27%	4.60%	3.96%	6.22%	5.17%	4.02%	4.96%
May 2021	3.88%	0.50%	4.38%	0.63%	5.01%	6.45%	4.73%	3.89%	5.20%	5.45%	4.56%	5.01%
Apr 2021	4.30%	0.42%	4.71%	0.96%	5.67%	5.96%	4.89%	3.95%	4.69%	6.57%	6.58%	5.67%
Mar 2021	3.73%	0.58%	4.31%	1.11%	5.42%	6.88%	5.83%	4.44%	5.86%	4.97%	5.39%	5.42%
Feb 2021	4.06%	0.53%	4.59%	1.93%	6.52%	8.26%	6.01%	6.48%	5.70%	5.76%	7.35%	6.52%
Jan 2021	4.98%	0.64%	5.62%	4.13%	9.75%	11.00%	8.67%	9.99%	8.63%	10.21%	9.49%	9.75%
2021	4.46%	0.55%	5.01%	1.49%	6.50%	8.51%	6.32%	5.81%	6.65%	6.64%	5.76%	6.50%