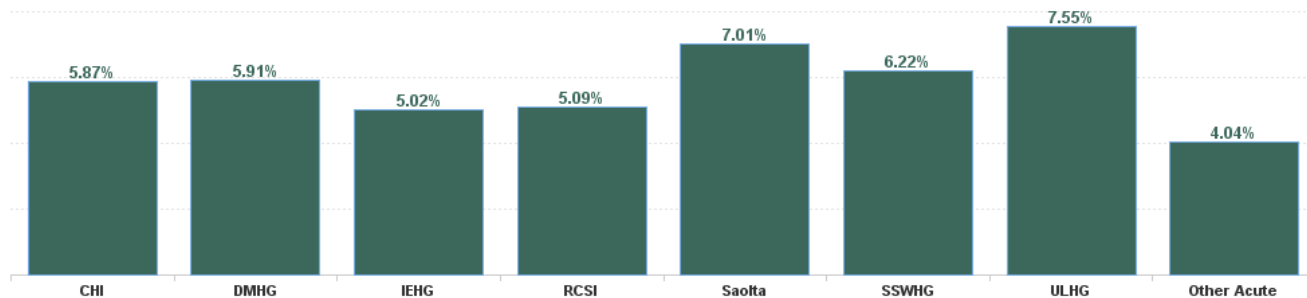


September 2024

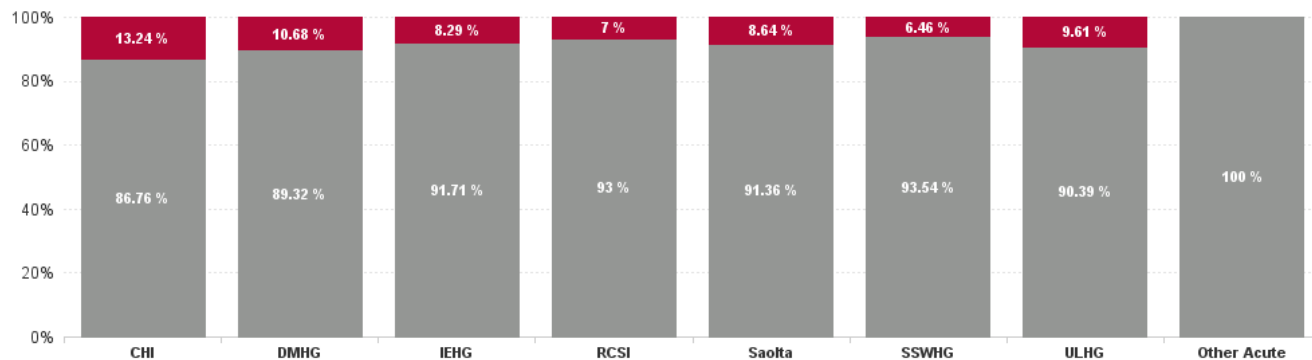
Health Service Absence Rate - by Staff Category: Sep 2024	Certified absence	Self-certified absence	Non Covid-19 absence	Covid-19 Absence	Total absence rate	% Non Covid-19 absence	% Covid-19 absence
Acute	4.60%	0.79%	5.38%	0.51%	5.90%	91.29%	8.71%
Medical & Dental	1.09%	0.30%	1.40%	0.11%	1.50%	92.94%	7.06%
Nursing & Midwifery	4.83%	1.12%	5.95%	0.61%	6.56%	90.73%	9.27%
Health & Social Care Professionals	4.17%	0.57%	4.74%	0.54%	5.29%	89.73%	10.27%
Management & Administrative	4.75%	0.60%	5.36%	0.45%	5.81%	92.18%	7.82%
General Support	7.25%	0.65%	7.90%	0.67%	8.57%	92.16%	7.84%
Patient & Client Care	7.14%	0.95%	8.08%	0.71%	8.80%	91.89%	8.11%

Health Service Absence Rate - by Hospital Group: Sep 2024	Certified absence	Self-certified absence	Non Covid-19 absence	Covid-19 Absence	Total absence rate	% Non Covid-19 absence	% Covid-19 absence
Acute	4.60%	0.79%	5.38%	0.51%	5.90%	91.29%	8.71%
Children's Health Ireland	4.52%	0.57%	5.09%	0.78%	5.87%	86.76%	13.24%
Dublin Midlands Hospital Group	4.48%	0.80%	5.28%	0.63%	5.91%	89.32%	10.68%
Ireland East Hospital Group	4.04%	0.56%	4.60%	0.42%	5.02%	91.71%	8.29%
RCSI Hospitals Group	4.11%	0.62%	4.73%	0.36%	5.09%	93.00%	7.00%
Saolta University Hospital Care Group	4.99%	1.42%	6.41%	0.61%	7.01%	91.36%	8.64%
South/South West Hospital Group	5.05%	0.77%	5.81%	0.40%	6.22%	93.54%	6.46%
University of Limerick Hospital Group	6.13%	0.69%	6.83%	0.73%	7.55%	90.39%	9.61%
Other Acute Services	3.99%	0.05%	4.04%	0.00%	4.04%	100.00%	0.00%

Total Absence Rate



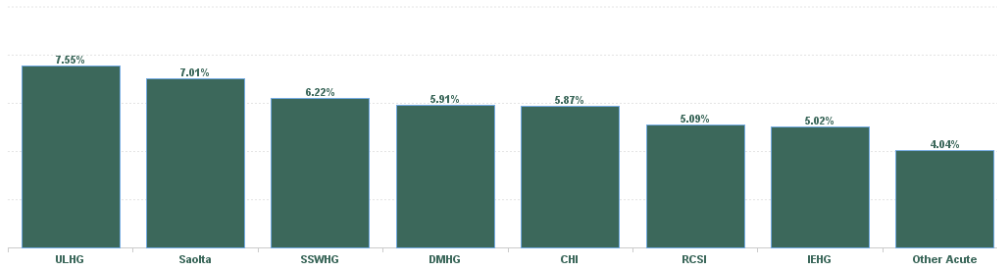
% of Absence Non Covid-19 / Covid-19



September 2024

Health Service Absence Rate - by HG, CHO/Care Group & Staff Category - Sep 2024	Certified absence	Self-certified absence	Non Covid-19 absence	Covid-19 Absence	Total absence rate	Medical & Dental	Nursing & Midwifery	Health & Social Care Professionals	Management & Administrative	General Support	Patient & Client Care
Acute	4.60%	0.79%	5.38%	0.51%	5.90%	1.50%	6.56%	5.29%	5.81%	8.57%	8.80%
Children's Health Ireland	4.52%	0.57%	5.09%	0.78%	5.87%	1.94%	6.10%	7.33%	5.53%	9.78%	10.15%
Dublin Midlands Hospital Group	4.48%	0.80%	5.28%	0.63%	5.91%	1.84%	6.51%	5.05%	5.52%	7.27%	9.50%
Ireland East Hospital Group	4.04%	0.56%	4.60%	0.42%	5.02%	1.22%	5.45%	4.67%	5.55%	7.39%	6.50%
RCSI Hospitals Group	4.11%	0.62%	4.73%	0.36%	5.09%	0.87%	5.59%	4.24%	4.99%	8.65%	7.82%
Saoita University Hospital Care Group	4.99%	1.42%	6.41%	0.61%	7.01%	2.12%	8.17%	6.56%	7.08%	10.05%	8.87%
South/South West Hospital Group	5.05%	0.77%	5.81%	0.40%	6.22%	1.43%	7.28%	5.49%	5.37%	7.49%	11.49%
University of Limerick Hospital Group	6.13%	0.69%	6.83%	0.73%	7.55%	1.59%	8.00%	5.99%	7.99%	11.58%	9.66%
Other Acute Services	3.99%	0.05%	4.04%	0.00%	4.04%	0.00%	11.17%	0.00%	4.05%		

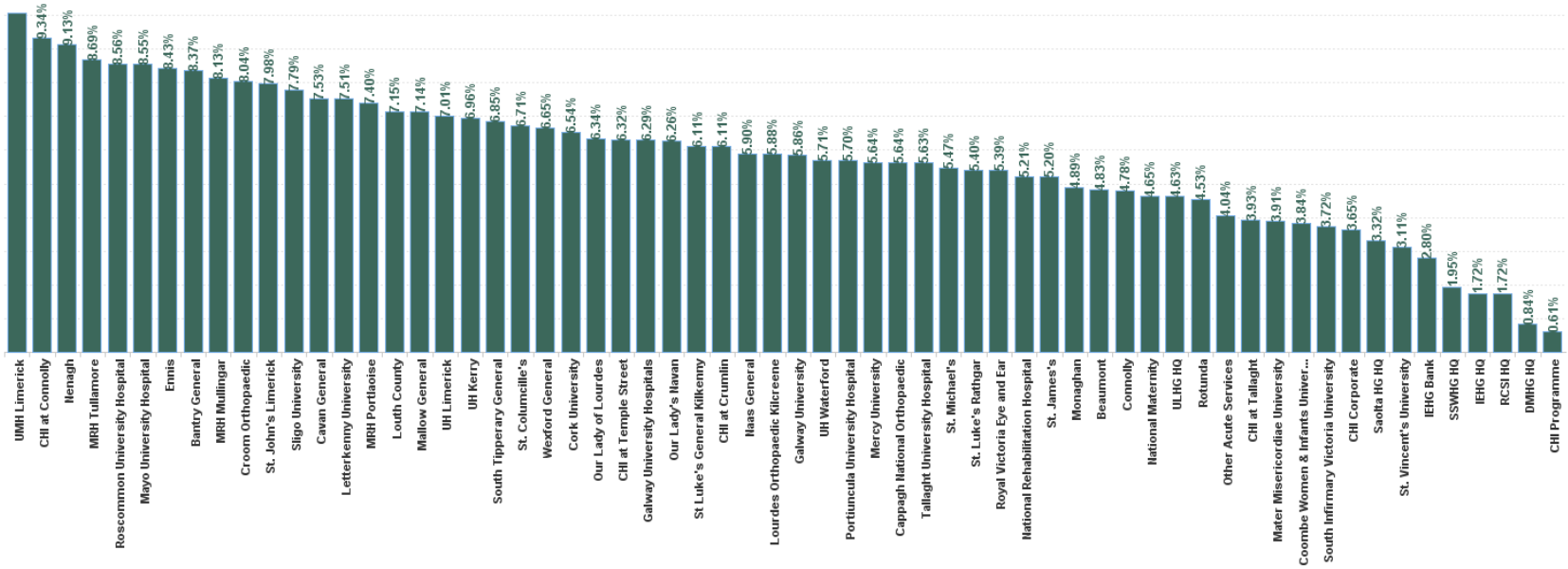
Total Absence Rate



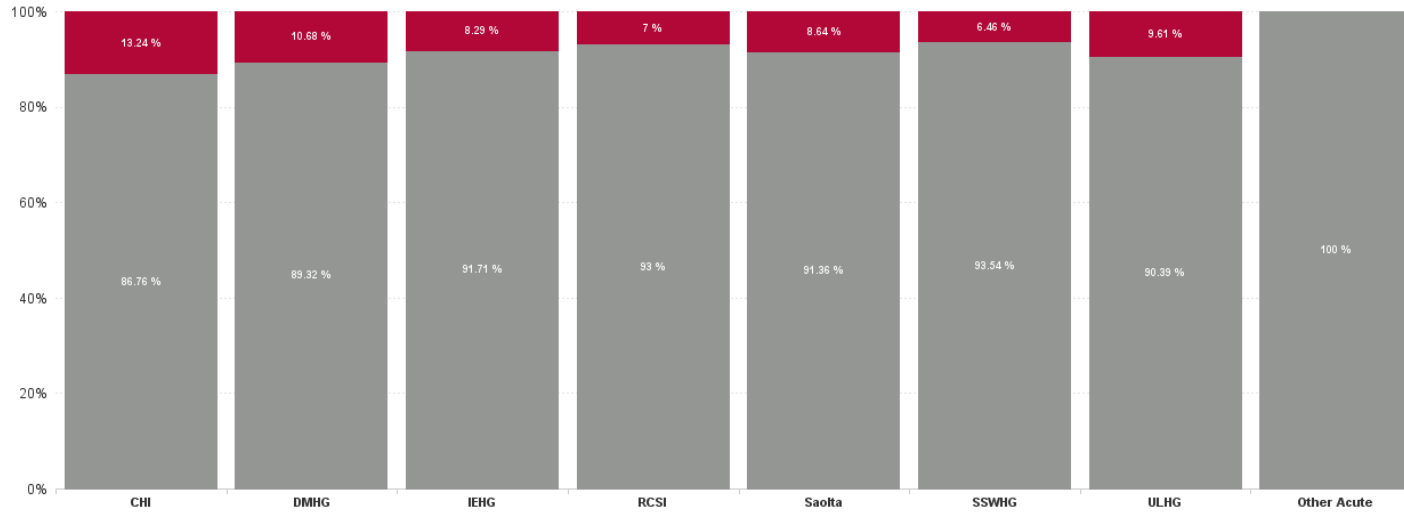
September 2024

Health Service Absence Rate - by HG, CHO/Care Group & Staff Category: Sep 2024	Certified absence	Self-certified absence	Non Covid-19 absence	Covid-19 Absence	Total absence rate	Medical & Dental	Nursing & Midwifery	Health & Social Care Professionals	Management & Administrative	General Support	Patient & Client Care
Total	4.60%	0.79%	5.38%	0.51%	5.90%	1.50%	6.56%	5.29%	5.81%	8.57%	8.80%
CHI at Connolly	8.13%	0.78%	8.91%	0.43%	9.34%	0.00%	11.68%	7.75%	11.76%	0.00%	13.80%
CHI at Crumlin	4.73%	0.65%	5.38%	0.73%	6.11%	2.47%	6.20%	6.87%	6.18%	9.87%	8.41%
CHI at Tallaght	3.04%	0.49%	3.52%	0.40%	3.93%	2.90%	3.51%	3.10%	7.78%	0.00%	5.55%
CHI at Temple Street	4.70%	0.53%	5.22%	1.10%	6.32%	1.13%	6.38%	9.09%	6.70%	10.58%	14.60%
CHI Corporate	3.34%	0.30%	3.65%	0.00%	3.65%	0.00%	0.00%	1.94%	4.16%		
CHI Programme	0.57%	0.04%	0.61%	0.00%	0.61%	0.00%	0.00%	3.43%	0.43%	0.00%	
Children's Health Ireland	4.52%	0.57%	5.09%	0.78%	5.87%	1.84%	6.10%	7.33%	5.53%	9.78%	10.15%
Coombe Women & Infants University Hospital	1.90%	1.66%	3.56%	0.29%	3.84%	2.15%	4.94%	1.66%	1.84%	5.71%	4.15%
DMHG HQ	0.56%	0.28%	0.84%	0.00%	0.84%		0.00%	0.00%	0.90%		
MRH Mullingar	7.01%	0.62%	7.63%	0.49%	8.13%	2.67%	9.23%	6.03%	5.77%	14.72%	12.53%
MRH Portlaoise	5.89%	0.60%	6.48%	0.92%	7.40%	2.18%	6.98%	8.19%	9.64%	5.95%	10.77%
MRH Tullamore	6.94%	0.66%	7.61%	1.08%	8.69%	2.81%	9.05%	6.36%	5.91%	16.71%	13.69%
Nass General	4.68%	0.95%	5.63%	0.26%	5.90%	2.48%	4.93%	5.06%	5.90%	5.80%	10.26%
St. James's	3.93%	0.77%	4.70%	0.50%	5.20%	1.47%	6.10%	3.66%	5.27%	6.40%	7.92%
St. Luke's Rathgar	3.84%	0.69%	4.53%	0.87%	5.40%	0.00%	8.09%	4.20%	6.12%	6.85%	26.01%
Tallaght University Hospital	4.11%	0.71%	4.82%	0.81%	5.63%	1.71%	6.13%	6.93%	6.50%	6.29%	5.48%
Dublin Midlands Hospital Group	4.48%	0.80%	5.28%	0.63%	5.91%	1.84%	6.51%	5.05%	5.52%	7.27%	9.50%
IEHG Bank	2.80%	0.00%	2.80%	0.00%	2.80%		3.05%	0.00%			0.00%
IEHG HQ	1.55%	0.17%	1.72%	0.00%	1.72%		0.00%	0.00%	2.10%		
Lourdes Orthopaedic Kildare	4.37%	0.55%	4.93%	0.96%	5.88%	3.11%	6.18%		2.65%	8.38%	
National Maternity	3.87%	0.28%	4.15%	0.50%	4.65%	0.94%	4.53%	2.01%	4.08%	9.42%	6.28%
National Rehabilitation Hospital	4.43%	0.56%	4.99%	0.21%	5.21%	0.48%	6.96%	5.05%	3.65%	2.86%	6.25%
Royal Victoria Eye and Ear	4.15%	0.49%	4.64%	0.75%	5.39%	5.23%	9.20%	2.34%	2.10%	0.65%	4.64%
South Tipperary General	5.60%	0.75%	6.35%	0.50%	6.85%	2.60%	5.89%	10.84%	7.34%	7.57%	13.40%
St. Columille's	5.32%	0.77%	6.09%	0.62%	6.71%	1.21%	8.99%	4.96%	6.19%	9.15%	5.92%
St. Luke's General Kilkenny	5.04%	0.56%	5.59%	0.52%	6.11%	0.81%	6.88%	4.78%	7.13%	9.57%	7.30%
St. Michael's	4.56%	0.39%	4.95%	0.52%	5.47%	2.93%	6.30%	4.06%	8.28%	4.22%	1.30%
St. Vincent's University	2.42%	0.51%	2.92%	0.18%	3.11%	0.62%	3.60%	2.51%	4.48%	3.53%	4.16%
UH Waterford	4.60%	0.63%	5.23%	0.48%	5.71%	0.90%	5.97%	5.98%	7.29%	10.01%	7.93%
Wexford General	5.23%	0.71%	5.94%	0.71%	6.65%	1.66%	6.34%	9.37%	6.04%	11.79%	6.12%
Ireland East Hospital Group	4.04%	0.56%	4.60%	0.42%	5.02%	1.22%	5.45%	4.67%	5.55%	7.39%	6.50%
Beaumont	4.02%	0.57%	4.59%	0.25%	4.83%	0.16%	4.95%	4.04%	4.61%	9.50%	8.66%
Cappagh National Orthopaedic	4.41%	0.55%	4.96%	0.68%	5.64%	0.08%	6.84%	6.28%	3.83%	4.97%	9.08%
Cavan General	5.96%	0.79%	6.75%	0.79%	7.53%	3.31%	8.01%	5.13%	7.99%	8.82%	11.41%
Connolly	3.79%	0.57%	4.35%	0.43%	4.78%	0.22%	5.80%	3.60%	3.86%	8.52%	7.94%
Louth County	5.49%	0.66%	6.15%	1.00%	7.15%	0.00%	3.38%	2.92%	10.36%	8.95%	12.23%
Mater Misericordiae University	3.04%	0.55%	3.59%	0.31%	3.91%	1.18%	4.41%	3.49%	3.87%	6.46%	5.43%
Monaghan	4.23%	0.49%	4.72%	0.17%	4.89%		6.47%	2.10%	2.74%	0.00%	5.57%
Our Lady of Lourdes	5.26%	0.73%	5.99%	0.35%	6.34%	0.49%	8.20%	5.36%	7.82%	9.32%	7.42%
Our Lady's Navan	5.25%	0.62%	5.87%	0.39%	6.26%	2.02%	7.00%	5.99%	7.01%	5.60%	7.72%
RCSI HQ	1.67%	0.05%	1.72%	0.00%	1.72%	5.39%	0.00%	0.00%	2.09%		
Rohunda	3.65%	0.78%	4.43%	0.10%	4.53%	1.86%	3.59%	4.97%	3.60%	11.35%	3.49%
RCSI Hospitals Group	4.11%	0.62%	4.73%	0.36%	5.09%	0.87%	5.59%	4.24%	4.99%	8.65%	7.82%
Galway University	4.89%	0.43%	5.32%	0.54%	5.86%	0.29%	8.18%	2.81%	6.15%	14.90%	3.03%
Galway University Hospitals	5.12%	0.62%	5.74%	0.55%	6.29%	1.63%	7.41%	5.71%	6.91%	11.95%	9.58%
Letterkenny University	6.00%	0.79%	6.79%	0.73%	7.51%	3.33%	7.80%	6.52%	8.22%	9.85%	8.54%
Mayo University Hospital	0.76%	7.29%	8.04%	0.51%	8.55%	2.01%	11.19%	8.54%	8.36%	6.01%	9.13%
Portlucáda University Hospital	4.72%	0.60%	5.32%	0.38%	5.70%	4.39%	7.63%	4.92%	5.43%	0.86%	5.42%
Roscommon University Hospital	6.60%	0.80%	7.40%	1.16%	8.56%	3.75%	9.51%	8.42%	6.31%	9.35%	10.72%
Saolta HG HQ	3.20%	0.12%	3.32%	0.00%	3.32%	0.00%	6.05%	0.00%	2.79%		
Sligo University	6.48%	0.59%	7.07%	0.72%	7.79%	2.17%	7.85%	8.83%	7.98%	11.37%	10.98%
Saolta University Hospital Care Group	4.99%	1.42%	6.41%	0.61%	7.01%	2.12%	8.17%	6.56%	7.08%	10.05%	8.87%
Bantry General	7.42%	0.65%	8.06%	0.30%	8.37%	1.28%	8.58%	1.62%	8.32%	0.78%	15.58%
Cork University	5.38%	0.76%	6.14%	0.40%	6.54%	0.96%	7.69%	5.95%	6.19%	9.16%	13.30%
Mallow General	5.75%	0.42%	6.17%	0.98%	7.14%	0.31%	9.25%	11.86%	3.35%	5.49%	8.24%
Mercy University	4.32%	0.96%	5.28%	0.37%	5.64%	1.02%	5.49%	6.23%	6.50%	6.40%	9.42%
South Infirmary Victoria University	2.89%	0.60%	3.48%	0.23%	3.72%	2.90%	5.21%	2.02%	2.35%	2.64%	8.13%
SSWHG HQ	1.34%	0.30%	1.64%	0.30%	1.95%		0.47%	0.00%	2.16%		
UH Kerry	5.64%	0.87%	6.51%	0.45%	6.96%	3.33%	8.34%	4.48%	7.21%	6.66%	10.31%
South/South West Hospital Group	5.05%	0.77%	5.81%	0.40%	6.22%	1.43%	7.23%	5.49%	5.37%	7.49%	11.49%
Croom Orthopaedic	7.14%	0.53%	7.67%	0.37%	8.04%	0.92%	7.12%	0.55%	4.16%	13.72%	12.30%
Ennis	6.79%	0.81%	7.60%	0.83%	8.43%	5.04%	9.66%	5.32%	8.05%	10.47%	5.21%
Nenagh	7.31%	0.84%	8.15%	0.98%	9.13%	0.69%	11.93%	11.55%	7.33%	5.73%	8.36%
St. John's Limerick	5.38%	0.52%	5.91%	2.08%	7.98%	0.09%	9.14%	3.68%	6.03%	21.50%	2.80%
UH Limerick	5.71%	0.67%	6.39%	0.63%	7.01%	1.45%	7.49%	6.07%	8.50%	9.50%	10.42%
ULHG HQ	4.63%	0.00%	4.63%	0.00%	4.63%		0.00%		4.82%		
UMH Limerick	8.92%	1.00%	9.92%	0.16%	10.08%	3.26%	7.20%	0.00%	10.34%	26.19%	12.97%
University of Limerick Hospital Group	6.13%	0.69%	6.83%	0.73%	7.55%	1.59%	8.00%	5.99%	7.99%	11.58%	9.66%
Other Acute Services	3.99%	0.05%	4.04%	0.00%	4.04%	0.00%	11.17%	0.00%	4.05%		
Acute Services	4.60%	0.79%	5.38%	0.51%	5.90%	1.50%	6.56%	5.29%	5.81%	8.57%	8.80%

Total Absence Rate



% of Absence Non Covid-19 / Covid-19



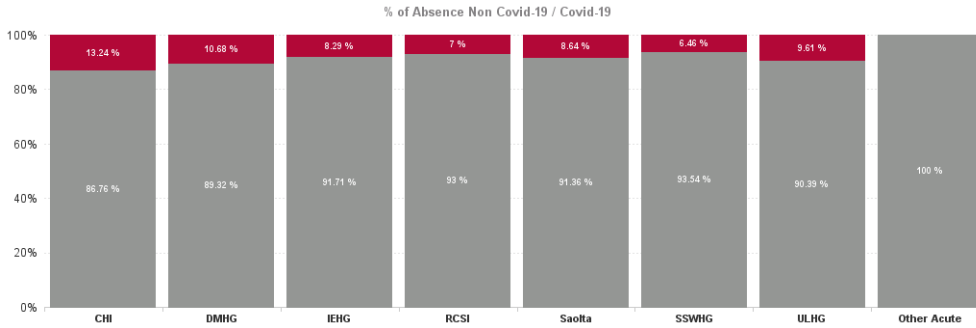
September 2024

Health Service Covid 19 Absence Rate - by Hospital & Staff Category: Sep 2024	Non Covid-19 absence	Covid-19 absence	Total absence rate	Medical & Dental	Nursing & Midwifery	Health & Social Care Professionals	Management & Administrative	General Support	Patient & Client Care
Acute	5.38%	0.51%	5.90%	0.11%	0.61%	0.54%	0.45%	0.67%	0.71%
CHI at Connolly	8.91%	0.43%	9.34%	0.00%	0.18%	1.56%	0.00%	0.00%	0.00%
CHI at Crumlin	5.38%	0.73%	6.11%	0.67%	0.45%	1.14%	0.79%	1.39%	0.59%
CHI at Tallaght	3.52%	0.40%	3.93%	0.35%	0.50%	0.85%	0.00%	0.00%	0.00%
CHI at Temple Street	5.22%	1.10%	6.32%	0.13%	1.14%	2.41%	1.12%	0.00%	2.40%
CHI Corporate	3.65%	0.00%	3.65%	0.00%	0.00%	0.00%	0.00%		
CHI Programme	0.61%	0.00%	0.61%	0.00%	0.00%	0.00%	0.00%	0.00%	
Children's Health Ireland	5.09%	0.78%	5.87%	0.41%	0.67%	1.50%	0.65%	0.92%	1.01%
Coombe Women & Infants University Hospital	3.56%	0.29%	3.84%	0.12%	0.44%	0.46%	0.08%	0.18%	0.16%
DMHG HQ	0.84%	0.00%	0.84%		0.00%	0.00%	0.00%		
MRH Mullingar	7.63%	0.49%	8.13%	0.36%	0.66%	0.59%	0.39%	0.00%	0.43%
MRH Portlaoise	6.48%	0.92%	7.40%	0.00%	1.10%	1.88%	0.83%	0.00%	1.09%
MRH Tullamore	7.61%	1.08%	8.69%	0.45%	1.50%	0.68%	0.28%	2.30%	1.12%
Naas General	5.63%	0.26%	5.90%	0.45%	0.09%	0.76%	0.22%	0.25%	0.19%
St. James's	4.70%	0.50%	5.20%	0.17%	0.77%	0.24%	0.32%	0.49%	0.54%
St. Luke's Rathgar	4.53%	0.87%	5.40%	0.00%	2.42%	0.72%	0.71%	0.29%	2.22%
Tallaght University Hospital	4.82%	0.81%	5.63%	0.16%	0.94%	0.77%	1.03%	0.76%	0.91%
Dublin Midlands Hospital Group	5.28%	0.63%	5.91%	0.20%	0.85%	0.59%	0.52%	0.55%	0.69%
IEHG Bank	2.80%	0.00%	2.80%		0.00%	0.00%			0.00%
IEHG HQ	1.72%	0.00%	1.72%		0.00%	0.00%	0.00%		
Lourdes Orthopaedic Kilcreene	4.93%	0.96%	5.88%	0.00%	1.44%		0.00%	0.71%	
National Maternity	4.15%	0.50%	4.65%	0.00%	0.58%	0.46%	0.25%	0.93%	0.40%
National Rehabilitation Hospital	4.99%	0.21%	5.21%	0.00%	0.28%	0.25%	0.23%	0.00%	0.20%
Royal Victoria Eye and Ear	4.64%	0.75%	5.39%	0.00%	1.52%	0.56%	0.48%	0.00%	1.44%
South Tipperary General	6.35%	0.50%	6.85%	0.00%	0.62%	0.46%	0.03%	0.38%	1.58%
St. Columcille's	6.09%	0.62%	6.71%	0.00%	1.15%	0.80%	0.36%	0.00%	0.14%
St Luke's General Kilkenny	5.59%	0.52%	6.11%	0.24%	0.57%	0.22%	0.16%	0.87%	0.90%
St. Michael's	4.95%	0.52%	5.47%	0.00%	1.21%	0.00%	0.06%	0.00%	0.00%
St. Vincent's University	2.92%	0.18%	3.11%	0.02%	0.19%	0.26%	0.31%	0.10%	0.29%
UH Waterford	5.23%	0.48%	5.71%	0.04%	0.78%	0.49%	0.25%	0.28%	0.97%
Wexford General	5.94%	0.71%	6.65%	0.00%	0.63%	0.46%	0.50%	1.87%	0.60%
Ireland East Hospital Group	4.60%	0.42%	5.02%	0.04%	0.57%	0.36%	0.26%	0.55%	0.59%
Beaumont	4.59%	0.25%	4.83%	0.00%	0.24%	0.20%	0.30%	0.55%	0.32%
Cappagh National Orthopaedic	4.96%	0.68%	5.64%	0.00%	1.25%	0.06%	0.79%	0.00%	0.57%
Cavan General	6.75%	0.79%	7.53%	0.16%	0.63%	0.53%	0.34%	1.00%	2.54%
Connolly	4.35%	0.43%	4.78%	0.00%	0.61%	0.42%	0.56%	0.72%	0.08%
Louth County	6.15%	1.00%	7.15%	0.00%	1.52%	0.00%	0.37%	0.00%	2.35%
Mater Misericordiae University	3.59%	0.31%	3.91%	0.02%	0.36%	0.37%	0.31%	0.35%	0.61%
Monaghan	4.72%	0.17%	4.89%		0.00%	0.16%	0.00%	0.00%	0.52%
Our Lady of Lourdes	5.99%	0.35%	6.34%	0.05%	0.45%	0.32%	0.57%	0.48%	0.18%
Our Lady's Navan	5.87%	0.39%	6.26%	0.12%	0.58%	0.69%	0.42%	0.00%	0.16%

RCSI HQ	1.72%	0.00%	1.72%	0.00%	0.00%	0.00%	0.00%		
Rotunda	4.43%	0.10%	4.53%	0.00%	0.02%	0.26%	0.21%	0.26%	0.00%
RCSI Hospitals Group	4.73%	0.36%	5.09%	0.03%	0.41%	0.31%	0.37%	0.46%	0.61%
Galway University	5.32%	0.54%	5.86%	0.00%	1.19%	0.61%	0.05%	0.38%	0.48%
Galway University Hospitals	5.74%	0.55%	6.29%	0.09%	0.70%	0.65%	0.54%	0.90%	0.66%
Letterkenny University	6.79%	0.73%	7.51%	0.46%	0.64%	1.36%	1.08%	0.43%	0.73%
Mayo University Hospital	8.04%	0.51%	8.55%	0.00%	0.65%	0.89%	0.45%	0.28%	0.49%
Portlincula University Hospital	5.32%	0.38%	5.70%	0.18%	0.37%	0.89%	0.56%	0.23%	0.09%
Roscommon University Hospital	7.40%	1.16%	8.56%	0.00%	1.97%	0.87%	0.92%	0.26%	0.90%
Saolta HG HQ	3.32%	0.00%	3.32%	0.00%	0.00%	0.00%	0.00%		
Sligo University	7.07%	0.72%	7.79%	0.08%	0.81%	0.32%	0.60%	1.60%	0.89%
Saolta University Hospital Care Group	6.41%	0.61%	7.01%	0.13%	0.74%	0.75%	0.60%	0.78%	0.65%
Bantry General	8.06%	0.30%	8.37%	0.00%	0.25%	0.00%	0.51%	0.00%	0.65%
Cork University	6.14%	0.40%	6.54%	0.03%	0.37%	0.45%	0.65%	0.43%	1.34%
Mallow General	6.17%	0.98%	7.14%	0.00%	0.71%	0.00%	0.00%	0.00%	4.07%
Mercy University	5.28%	0.37%	5.64%	0.13%	0.34%	0.26%	0.29%	0.51%	0.86%
South Infirmary Victoria University	3.48%	0.23%	3.72%	0.00%	0.56%	0.00%	0.06%	0.04%	0.00%
SSWHG HQ	1.64%	0.30%	1.95%		0.00%	0.00%	0.35%		
UH Kerry	6.51%	0.45%	6.96%	0.23%	0.50%	0.74%	0.20%	0.22%	1.15%
South/South West Hospital Group	5.81%	0.40%	6.22%	0.07%	0.41%	0.39%	0.36%	0.33%	1.27%
Croom Orthopaedic	7.67%	0.37%	8.04%	0.00%	0.71%	0.00%	0.00%	0.00%	0.39%
Ennis	7.60%	0.83%	8.43%	0.00%	1.78%	0.00%	0.00%	0.46%	0.00%
Nenagh	8.15%	0.98%	9.13%	0.69%	1.21%	2.86%	0.00%	1.38%	0.14%
St. John's Limerick	5.91%	2.08%	7.98%	0.00%	1.89%	0.00%	0.97%	9.17%	0.38%
UH Limerick	6.39%	0.63%	7.01%	0.00%	0.54%	0.30%	0.81%	1.46%	0.91%
ULHG HQ	4.63%	0.00%	4.63%		0.00%		0.00%		
UMH Limerick	9.92%	0.16%	10.08%	0.00%	0.20%	0.00%	0.00%	0.39%	0.00%
University of Limerick Hospital Group	6.83%	0.73%	7.55%	0.02%	0.74%	0.38%	0.66%	1.76%	0.61%
Other Acute Services	4.04%	0.00%	4.04%	0.00%	0.00%	0.00%	0.00%		
Other Acute Services	4.04%	0.00%	4.04%	0.00%	0.00%	0.00%	0.00%		
Acute Services	5.38%	0.51%	5.90%	0.11%	0.61%	0.54%	0.45%	0.67%	0.71%

September 2024

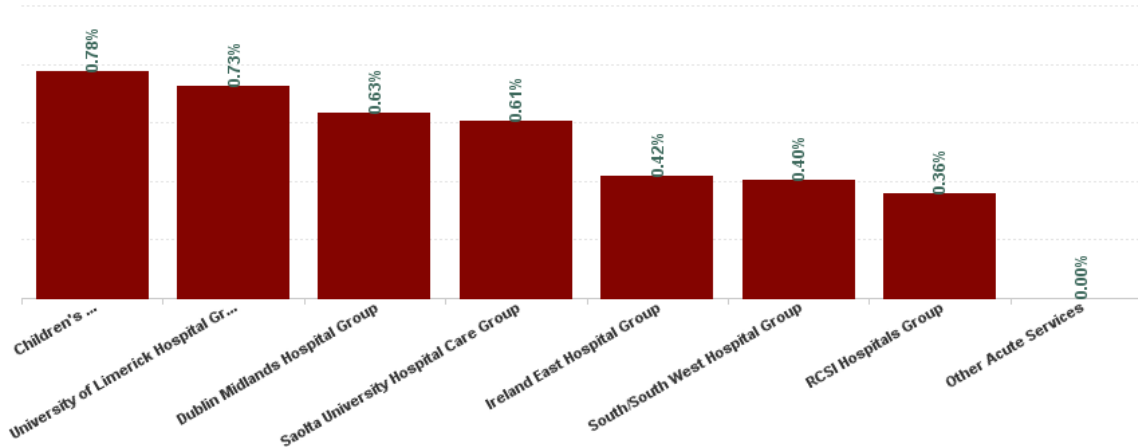
Health Service Absence Rate - by HG, CHO/Care Group & Staff Category: Sep 2024	Certified absence	Self-certified absence	Non Covid-19 absence	Covid-19 Absence	Total absence rate	Medical & Dental	Nursing & Midwifery	Health & Social Care Professionals	Management & Administrative	General Support	Patient & Client Care
Total	4.60%	0.79%	5.38%	0.51%	5.90%	1.50%	6.56%	5.29%	5.81%	8.57%	8.80%
Section 38 Hospitals	4.52%	0.57%	5.09%	0.78%	5.87%	1.94%	6.10%	7.33%	5.53%	9.78%	10.15%
Children's Health Ireland	4.52%	0.57%	5.09%	0.78%	5.87%	1.94%	6.10%	7.33%	5.53%	9.78%	10.15%
Health Service Executive	5.85%	0.70%	6.55%	0.71%	7.26%	2.22%	7.70%	5.56%	5.99%	10.54%	12.28%
Section 38 Hospitals	3.76%	0.85%	4.61%	0.59%	5.20%	1.62%	5.97%	4.74%	5.31%	6.23%	6.86%
Dublin Midlands Hospital Group	4.48%	0.80%	5.28%	0.63%	5.91%	1.84%	6.51%	5.05%	5.52%	7.27%	9.50%
Health Service Executive	4.97%	0.65%	5.62%	0.54%	6.16%	1.28%	6.34%	6.69%	6.72%	9.88%	8.02%
Section 38 Hospitals	3.07%	0.47%	3.54%	0.29%	3.82%	1.14%	4.49%	3.07%	4.45%	4.58%	4.66%
Ireland East Hospital Group	4.04%	0.56%	4.60%	0.42%	5.02%	1.22%	5.45%	4.67%	5.55%	7.39%	6.50%
Health Service Executive	4.97%	0.67%	5.64%	0.48%	6.13%	1.06%	7.15%	4.64%	6.56%	8.60%	8.64%
Section 38 Hospitals	3.81%	0.59%	4.20%	0.28%	4.48%	0.76%	4.66%	4.02%	4.15%	8.67%	7.12%
RCSI Hospitals Group	4.11%	0.62%	4.73%	0.36%	5.09%	0.87%	5.59%	4.24%	4.99%	8.65%	7.82%
Health Service Executive	4.99%	1.42%	6.41%	0.61%	7.01%	2.12%	8.17%	6.56%	7.08%	10.05%	8.87%
Saolta University Hospital Care Group	4.99%	1.42%	6.41%	0.61%	7.01%	2.12%	8.17%	6.56%	7.08%	10.05%	8.87%
Health Service Executive	5.48%	0.75%	6.24%	0.43%	6.67%	1.38%	7.90%	5.73%	5.94%	8.24%	12.43%
Section 38 Hospitals	3.75%	0.81%	4.56%	0.31%	4.87%	1.64%	5.38%	4.78%	4.43%	4.15%	9.20%
South/South West Hospital Group	5.05%	0.77%	5.81%	0.40%	6.22%	1.43%	7.28%	5.49%	5.37%	7.49%	11.49%
Health Service Executive	6.20%	0.71%	6.91%	0.61%	7.52%	1.67%	7.89%	6.15%	8.22%	10.86%	10.41%
Section 38 Hospitals	5.38%	0.52%	5.91%	2.08%	7.98%	0.09%	9.14%	3.68%	6.03%	21.50%	2.80%
University of Limerick Hospital Group	6.13%	0.69%	6.83%	0.73%	7.55%	1.59%	8.00%	5.99%	7.99%	11.58%	9.66%
Other Acute Services	3.99%	0.05%	4.04%	0.00%	4.04%	0.00%	11.17%	0.00%	4.05%		
Acute Services	4.60%	0.79%	5.38%	0.51%	5.90%	1.50%	6.56%	5.29%	5.81%	8.57%	8.80%



September 2024

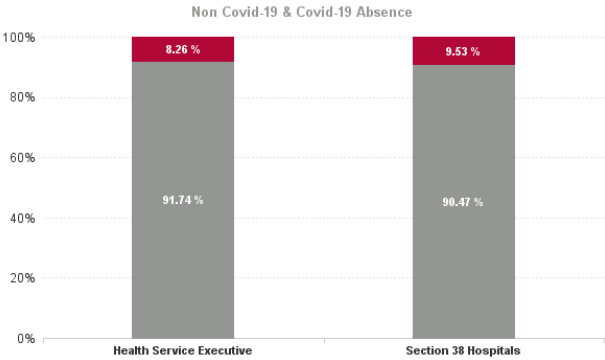
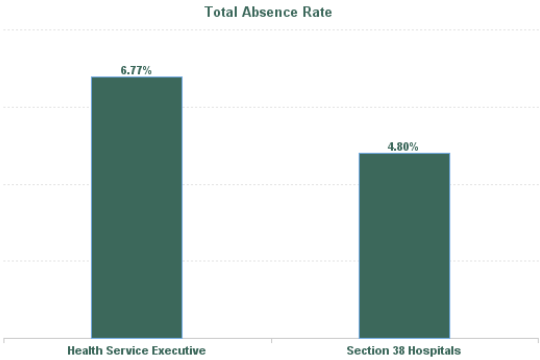
Health Service Covid 19 Absence Rate - by Hospital & Staff Category: Sep 2024	Non Covid-19 absence	Covid-19 Absence	Total absence rate	Medical & Dental	Nursing & Midwifery	Health & Social Care Professionals	Management & Administrative	General Support	Patient & Client Care
Acute	5.38%	0.51%	5.90%	0.11%	0.61%	0.54%	0.45%	0.67%	0.71%
Section 38 Hospitals	5.09%	0.78%	5.87%	0.41%	0.67%	1.50%	0.65%	0.92%	1.01%
Children's Health Ireland	5.09%	0.78%	5.87%	0.41%	0.67%	1.50%	0.65%	0.92%	1.01%
Health Service Executive	6.55%	0.71%	7.26%	0.28%	0.97%	0.81%	0.41%	0.68%	0.75%
Section 38 Hospitals	4.61%	0.59%	5.20%	0.16%	0.79%	0.45%	0.56%	0.51%	0.63%
Dublin Midlands Hospital Group	5.28%	0.63%	5.91%	0.20%	0.85%	0.59%	0.52%	0.55%	0.69%
Health Service Executive	5.62%	0.54%	6.16%	0.07%	0.71%	0.47%	0.23%	0.81%	0.85%
Section 38 Hospitals	3.54%	0.29%	3.82%	0.01%	0.41%	0.27%	0.29%	0.25%	0.29%
Ireland East Hospital Group	4.60%	0.42%	5.02%	0.04%	0.57%	0.36%	0.26%	0.55%	0.59%
Health Service Executive	5.64%	0.48%	6.13%	0.06%	0.57%	0.41%	0.45%	0.54%	0.82%
Section 38 Hospitals	4.20%	0.28%	4.48%	0.01%	0.31%	0.26%	0.33%	0.42%	0.43%
RCSI Hospitals Group	4.73%	0.36%	5.09%	0.03%	0.41%	0.31%	0.37%	0.46%	0.61%
Health Service Executive	6.41%	0.61%	7.01%	0.13%	0.74%	0.75%	0.60%	0.78%	0.65%
Saolta University Hospital Care Group	6.41%	0.61%	7.01%	0.13%	0.74%	0.75%	0.60%	0.78%	0.65%
Health Service Executive	6.24%	0.43%	6.67%	0.06%	0.40%	0.47%	0.48%	0.35%	1.49%
Section 38 Hospitals	4.56%	0.31%	4.87%	0.09%	0.43%	0.17%	0.18%	0.23%	0.72%
South/South West Hospital Group	5.81%	0.40%	6.22%	0.07%	0.41%	0.39%	0.36%	0.33%	1.27%
Health Service Executive	6.91%	0.61%	7.52%	0.02%	0.64%	0.41%	0.62%	1.23%	0.64%
Section 38 Hospitals	5.91%	2.08%	7.98%	0.00%	1.89%	0.00%	0.97%	9.17%	0.38%
University of Limerick Hospital Group	6.83%	0.73%	7.55%	0.02%	0.74%	0.38%	0.66%	1.76%	0.61%
Health Service Executive	4.04%	0.00%	4.04%	0.00%	0.00%	0.00%	0.00%		
Other Acute Services	4.04%	0.00%	4.04%	0.00%	0.00%	0.00%	0.00%		
Acute Services	5.38%	0.51%	5.90%	0.11%	0.61%	0.54%	0.45%	0.67%	0.71%

Covid 19 Absence Rate



September 2024

Health Service Absence Rate - by Admin - Sep 2024	Certified absence	Self-certified absence	Non Covid-19 absence	Covid-19 Absence	Total absence rate	Medical & Dental	Nursing & Midwifery	Health & Social Care Professionals	Management & Administrative	General Support	Patient & Client Care
Total	4.60%	0.79%	5.38%	0.51%	5.90%	1.50%	6.56%	5.29%	5.81%	8.57%	8.80%
Health Service Executive	5.31%	0.90%	6.21%	0.56%	6.77%	1.66%	7.58%	5.93%	6.78%	9.62%	9.98%
Section 38 Hospitals	3.70%	0.65%	4.35%	0.46%	4.80%	1.28%	5.29%	4.60%	4.79%	7.06%	6.91%



Health Service Absence Rate - by Staff Category: Sep 2024	Certified absence	Self- certified absence	Non Covid-19 absence	Covid-19 Absence	Total absence rate	% Non Covid-19 absence	% Covid-19 absence
CHI	4.52%	0.57%	5.09%	0.78%	5.87%	86.76%	13.24%
Medical & Dental	1.30%	0.22%	1.53%	0.41%	1.94%	78.66%	21.34%
Nursing & Midwifery	4.52%	0.91%	5.43%	0.67%	6.10%	89.05%	10.95%
Health & Social Care Professionals	5.57%	0.27%	5.83%	1.50%	7.33%	79.59%	20.41%
Management & Administrative	4.46%	0.42%	4.88%	0.65%	5.53%	88.21%	11.79%
General Support	8.36%	0.50%	8.86%	0.92%	9.78%	90.60%	9.40%
Patient & Client Care	8.24%	0.90%	9.14%	1.01%	10.15%	90.05%	9.95%

Health Service Absence Rate - by Staff Category: Sep 2024	Certified absence	Self- certified absence	Non Covid-19 absence	Covid-19 Absence	Total absence rate	% Non Covid-19 absence	% Covid-19 absence
DMHG	4.48%	0.80%	5.28%	0.63%	5.91%	89.32%	10.68%
Medical & Dental	1.23%	0.40%	1.63%	0.20%	1.84%	88.89%	11.11%
Nursing & Midwifery	4.44%	1.22%	5.66%	0.85%	6.51%	86.97%	13.03%
Health & Social Care Professionals	3.95%	0.51%	4.46%	0.59%	5.05%	88.38%	11.62%
Management & Administrative	4.55%	0.45%	5.00%	0.52%	5.52%	90.63%	9.37%
General Support	6.07%	0.64%	6.71%	0.55%	7.27%	92.39%	7.61%
Patient & Client Care	8.06%	0.75%	8.81%	0.69%	9.50%	92.75%	7.25%

Health Service Absence Rate - by Staff Category: Sep 2024	Certified absence	Self-certified absence	Non Covid-19 absence	Covid-19 Absence	Total absence rate	% Non Covid-19 absence	% Covid-19 absence
IEHG	4.04%	0.56%	4.60%	0.42%	5.02%	91.71%	8.29%
Medical & Dental	0.86%	0.31%	1.18%	0.04%	1.22%	96.67%	3.33%
Nursing & Midwifery	4.12%	0.76%	4.88%	0.57%	5.45%	89.61%	10.39%
Health & Social Care Professionals	3.89%	0.42%	4.31%	0.36%	4.67%	92.32%	7.68%
Management & Administrative	4.86%	0.43%	5.29%	0.26%	5.55%	95.36%	4.64%
General Support	6.35%	0.50%	6.84%	0.55%	7.39%	92.62%	7.38%
Patient & Client Care	5.28%	0.63%	5.90%	0.59%	6.50%	90.86%	9.14%

Health Service Absence Rate - by Staff Category: Sep 2024	Certified absence	Self-certified absence	Non Covid-19 absence	Covid-19 Absence	Total absence rate	% Non Covid-19 absence	% Covid-19 absence
RCSI	4.11%	0.62%	4.73%	0.36%	5.09%	93.00%	7.00%
Medical & Dental	0.69%	0.15%	0.84%	0.03%	0.87%	96.93%	3.07%
Nursing & Midwifery	4.33%	0.86%	5.19%	0.41%	5.59%	92.68%	7.32%
Health & Social Care Professionals	3.50%	0.42%	3.92%	0.31%	4.24%	92.59%	7.41%
Management & Administrative	4.16%	0.45%	4.62%	0.37%	4.99%	92.53%	7.47%
General Support	7.35%	0.83%	8.18%	0.46%	8.65%	94.64%	5.36%
Patient & Client Care	6.50%	0.71%	7.21%	0.61%	7.82%	92.20%	7.80%

Health Service Absence Rate - by Staff Category: Sep 2024	Certified absence	Self-certified absence	Non Covid-19 absence	Covid-19 Absence	Total absence rate	% Non Covid-19 absence	% Covid-19 absence
Saolta	4.99%	1.42%	6.41%	0.61%	7.01%	91.36%	8.64%
Medical & Dental	1.52%	0.47%	1.99%	0.13%	2.12%	94.03%	5.97%
Nursing & Midwifery	5.46%	1.97%	7.43%	0.74%	8.17%	90.98%	9.02%
Health & Social Care Professionals	4.49%	1.31%	5.80%	0.75%	6.56%	88.53%	11.47%
Management & Administrative	5.16%	1.32%	6.47%	0.60%	7.08%	91.50%	8.50%
General Support	8.41%	0.87%	9.27%	0.78%	10.05%	92.22%	7.78%
Patient & Client Care	6.46%	1.77%	8.23%	0.65%	8.87%	92.71%	7.29%

Health Service Absence Rate - by Staff Category: Sep 2024	Certified absence	Self-certified absence	Non Covid-19 absence	Covid-19 Absence	Total absence rate	% Non Covid-19 absence	% Covid-19 absence
SSWHG	5.05%	0.77%	5.81%	0.40%	6.22%	93.54%	6.46%
Medical & Dental	1.23%	0.13%	1.36%	0.07%	1.43%	95.25%	4.75%
Nursing & Midwifery	5.73%	1.15%	6.88%	0.41%	7.28%	94.41%	5.59%
Health & Social Care Professionals	4.53%	0.56%	5.09%	0.39%	5.49%	92.81%	7.19%
Management & Administrative	4.31%	0.70%	5.01%	0.36%	5.37%	93.22%	6.78%
General Support	6.71%	0.45%	7.16%	0.33%	7.49%	95.57%	4.43%
Patient & Client Care	9.13%	1.09%	10.22%	1.27%	11.49%	88.96%	11.04%

Health Service Absence Rate - by Staff Category: Sep 2024	Certified absence	Self-certified absence	Non Covid-19 absence	Covid-19 Absence	Total absence rate	% Non Covid-19 absence	% Covid-19 absence
ULHG	6.13%	0.69%	6.83%	0.73%	7.55%	90.39%	9.61%
Medical & Dental	1.08%	0.49%	1.57%	0.02%	1.59%	98.72%	1.28%
Nursing & Midwifery	6.38%	0.88%	7.25%	0.74%	8.00%	90.69%	9.31%
Health & Social Care Professionals	5.15%	0.46%	5.61%	0.38%	5.99%	93.66%	6.34%
Management & Administrative	6.89%	0.45%	7.33%	0.66%	7.99%	91.73%	8.27%
General Support	9.15%	0.67%	9.82%	1.76%	11.58%	84.78%	15.22%
Patient & Client Care	8.14%	0.91%	9.05%	0.61%	9.66%	93.68%	6.32%

Health Service Absence Rate - by Staff Category: Sep 2024	Certified absence	Self-certified absence	Non Covid-19 absence	Covid-19 Absence	Total absence rate	% Non Covid-19 absence	% Covid-19 absence
Other Acute	3.99%	0.05%	4.04%	0.00%	4.04%	100.00%	0.00%
Medical & Dental	0.00%	0.00%	0.00%	0.00%	0.00%		
Nursing & Midwifery	11.17%	0.00%	11.17%	0.00%	11.17%	100.00%	0.00%
Health & Social Care Professionals	0.00%	0.00%	0.00%	0.00%	0.00%		
Management & Administrative	3.98%	0.07%	4.05%	0.00%	4.05%	100.00%	0.00%
General Support							
Patient & Client Care							

Health Service Absence Rate - by Staff Category: Sep 2024	Certified absence	Self-certified absence	Non Covid-19 absence	Covid-19 Absence	Total absence rate	% Non Covid-19 absence	% Covid-19 absence
Beaumont Hospital	4.02%	0.57%	4.59%	0.25%	4.83%	94.91%	5.09%
Medical & Dental	0.16%	0.00%	0.16%	0.00%	0.16%	100.00%	0.00%
Nursing & Midwifery	3.99%	0.72%	4.71%	0.24%	4.95%	95.14%	4.86%
Health & Social Care Professionals	3.45%	0.40%	3.85%	0.20%	4.04%	95.17%	4.83%
Management & Administrative	3.95%	0.36%	4.31%	0.30%	4.61%	93.46%	6.54%
General Support	7.78%	1.16%	8.94%	0.55%	9.50%	94.20%	5.80%
Patient & Client Care	7.49%	0.85%	8.34%	0.32%	8.66%	96.33%	3.67%

Health Service Absence Rate - by Staff Category: Sep 2024	Certified absence	Self-certified absence	Non Covid-19 absence	Covid-19 Absence	Total absence rate	% Non Covid-19 absence	% Covid-19 absence
Cappagh National Orthopaedic H	4.41%	0.55%	4.96%	0.68%	5.64%	87.95%	12.05%
Medical & Dental	0.00%	0.08%	0.08%	0.00%	0.08%	100.00%	0.00%
Nursing & Midwifery	4.88%	0.72%	5.59%	1.25%	6.84%	81.78%	18.22%
Health & Social Care Professionals	5.94%	0.28%	6.22%	0.06%	6.28%	99.03%	0.97%
Management & Administrative	2.62%	0.42%	3.04%	0.79%	3.83%	79.33%	20.67%
General Support	4.37%	0.59%	4.97%	0.00%	4.97%	100.00%	0.00%
Patient & Client Care	7.59%	0.91%	8.50%	0.57%	9.08%	93.68%	6.32%

Health Service Absence Rate - by Staff Category: Sep 2024	Certified absence	Self-certified absence	Non Covid-19 absence	Covid-19 Absence	Total absence rate	% Non Covid-19 absence	% Covid-19 absence
CHI at Connolly	8.13%	0.78%	8.91%	0.43%	9.34%	95.37%	4.63%
Medical & Dental	0.00%	0.00%	0.00%	0.00%	0.00%		
Nursing & Midwifery	10.41%	1.09%	11.50%	0.18%	11.68%	98.42%	1.58%
Health & Social Care Professionals	5.76%	0.43%	6.20%	1.56%	7.75%	79.91%	20.09%
Management & Administrative	10.96%	0.81%	11.76%	0.00%	11.76%	100.00%	0.00%
General Support	0.00%	0.00%	0.00%	0.00%	0.00%		
Patient & Client Care	12.04%	1.76%	13.80%	0.00%	13.80%	100.00%	0.00%

Health Service Absence Rate - by Staff Category: Sep 2024	Certified absence	Self-certified absence	Non Covid-19 absence	Covid-19 Absence	Total absence rate	% Non Covid-19 absence	% Covid-19 absence
CHI at Crumlin	4.73%	0.65%	5.38%	0.73%	6.11%	88.01%	11.99%
Medical & Dental	1.51%	0.29%	1.80%	0.67%	2.47%	73.03%	26.97%
Nursing & Midwifery	4.81%	0.94%	5.74%	0.45%	6.20%	92.67%	7.33%
Health & Social Care Professionals	5.48%	0.25%	5.73%	1.14%	6.87%	83.39%	16.61%
Management & Administrative	4.82%	0.57%	5.40%	0.79%	6.18%	87.27%	12.73%
General Support	7.75%	0.73%	8.48%	1.39%	9.87%	85.96%	14.04%
Patient & Client Care	6.83%	1.00%	7.83%	0.59%	8.41%	93.02%	6.98%

Health Service Absence Rate - by Staff Category: Sep 2024	Certified absence	Self- certified absence	Non Covid-19 absence	Covid-19 Absence	Total absence rate	% Non Covid-19 absence	% Covid-19 absence
CHI at Tallaght	3.04%	0.49%	3.52%	0.40%	3.93%	89.71%	10.29%
Medical & Dental	2.10%	0.45%	2.55%	0.35%	2.90%	87.95%	12.05%
Nursing & Midwifery	2.40%	0.61%	3.01%	0.50%	3.51%	85.72%	14.28%
Health & Social Care Professionals	2.25%	0.00%	2.25%	0.85%	3.10%	72.55%	27.45%
Management & Administrative	7.27%	0.52%	7.78%	0.00%	7.78%	100.00%	0.00%
General Support	0.00%	0.00%	0.00%	0.00%	0.00%		
Patient & Client Care	5.55%	0.00%	5.55%	0.00%	5.55%	100.00%	0.00%

Health Service Absence Rate - by Staff Category: Sep 2024	Certified absence	Self- certified absence	Non Covid-19 absence	Covid-19 Absence	Total absence rate	% Non Covid-19 absence	% Covid-19 absence
CHI at Temple Street	4.70%	0.53%	5.22%	1.10%	6.32%	82.66%	17.34%
Medical & Dental	0.91%	0.08%	0.99%	0.13%	1.13%	88.11%	11.89%
Nursing & Midwifery	4.27%	0.98%	5.24%	1.14%	6.38%	82.21%	17.79%
Health & Social Care Professionals	6.40%	0.27%	6.68%	2.41%	9.09%	73.47%	26.53%
Management & Administrative	5.21%	0.37%	5.58%	1.12%	6.70%	83.30%	16.70%
General Support	10.51%	0.07%	10.58%	0.00%	10.58%	100.00%	0.00%
Patient & Client Care	11.50%	0.70%	12.20%	2.40%	14.60%	83.57%	16.43%

Health Service Absence Rate - by Staff Category: Sep 2024	Certified absence	Self- certified absence	Non Covid-19 absence	Covid-19 Absence	Total absence rate	% Non Covid-19 absence	% Covid-19 absence
CHI Corporate	3.34%	0.30%	3.65%	0.00%	3.65%	100.00%	0.00%
Medical & Dental	0.00%	0.00%	0.00%	0.00%	0.00%		
Nursing & Midwifery	0.00%	0.00%	0.00%	0.00%	0.00%		
Health & Social Care Professionals	0.00%	1.94%	1.94%	0.00%	1.94%	100.00%	0.00%
Management & Administrative	4.04%	0.12%	4.16%	0.00%	4.16%	100.00%	0.00%
General Support							
Patient & Client Care							

Health Service Absence Rate - by Staff Category: Sep 2024	Certified absence	Self- certified absence	Non Covid-19 absence	Covid-19 Absence	Total absence rate	% Non Covid-19 absence	% Covid-19 absence
CHI Programme	0.57%	0.04%	0.61%	0.00%	0.61%	100.00%	0.00%
Medical & Dental	0.00%	0.00%	0.00%	0.00%	0.00%		
Nursing & Midwifery	0.00%	0.00%	0.00%	0.00%	0.00%		
Health & Social Care Professionals	3.43%	0.00%	3.43%	0.00%	3.43%	100.00%	0.00%
Management & Administrative	0.37%	0.05%	0.43%	0.00%	0.43%	100.00%	0.00%
General Support	0.00%	0.00%	0.00%	0.00%	0.00%		
Patient & Client Care							

Health Service Absence Rate - by Staff Category: Sep 2024	Certified absence	Self- certified absence	Non Covid-19 absence	Covid-19 Absence	Total absence rate	% Non Covid-19 absence	% Covid-19 absence
Coombe Women & Infants Univer	1.90%	1.66%	3.56%	0.29%	3.84%	92.55%	7.45%
Medical & Dental	1.19%	0.84%	2.03%	0.12%	2.15%	94.46%	5.54%
Nursing & Midwifery	1.59%	2.91%	4.51%	0.44%	4.94%	91.19%	8.81%
Health & Social Care Professionals	0.89%	0.31%	1.20%	0.46%	1.66%	72.31%	27.69%
Management & Administrative	1.29%	0.47%	1.76%	0.08%	1.84%	95.53%	4.47%
General Support	4.43%	1.10%	5.53%	0.18%	5.71%	96.85%	3.15%
Patient & Client Care	2.77%	1.22%	3.99%	0.16%	4.15%	96.08%	3.92%

Health Service Absence Rate - by Staff Category: Sep 2024	Certified absence	Self- certified absence	Non Covid-19 absence	Covid-19 Absence	Total absence rate	% Non Covid-19 absence	% Covid-19 absence
Mater Misericordiae University Ho	3.04%	0.55%	3.59%	0.31%	3.91%	92.02%	7.98%
Medical & Dental	1.05%	0.11%	1.17%	0.02%	1.18%	98.65%	1.35%
Nursing & Midwifery	3.19%	0.86%	4.06%	0.36%	4.41%	91.95%	8.05%
Health & Social Care Professionals	2.76%	0.36%	3.12%	0.37%	3.49%	89.48%	10.52%
Management & Administrative	3.09%	0.47%	3.56%	0.31%	3.87%	92.00%	8.00%
General Support	5.69%	0.42%	6.11%	0.35%	6.46%	94.61%	5.39%
Patient & Client Care	4.35%	0.47%	4.83%	0.61%	5.43%	88.83%	11.17%

Health Service Absence Rate - by Staff Category: Sep 2024	Certified absence	Self- certified absence	Non Covid-19 absence	Covid-19 Absence	Total absence rate	% Non Covid-19 absence	% Covid-19 absence
Mercy University Hospital	4.32%	0.96%	5.28%	0.37%	5.64%	93.49%	6.51%
Medical & Dental	0.68%	0.21%	0.89%	0.13%	1.02%	87.18%	12.82%
Nursing & Midwifery	4.01%	1.13%	5.15%	0.34%	5.49%	93.78%	6.22%
Health & Social Care Professionals	5.27%	0.69%	5.97%	0.26%	6.23%	95.76%	4.24%
Management & Administrative	5.38%	0.83%	6.21%	0.29%	6.50%	95.47%	4.53%
General Support	5.48%	0.41%	5.89%	0.51%	6.40%	91.98%	8.02%
Patient & Client Care	6.59%	1.97%	8.56%	0.86%	9.42%	90.83%	9.17%

Health Service Absence Rate - by Staff Category: Sep 2024	Certified absence	Self- certified absence	Non Covid-19 absence	Covid-19 Absence	Total absence rate	% Non Covid-19 absence	% Covid-19 absence
National Maternity Hospital	3.87%	0.28%	4.15%	0.50%	4.65%	89.35%	10.65%
Medical & Dental	0.94%	0.00%	0.94%	0.00%	0.94%	100.00%	0.00%
Nursing & Midwifery	3.67%	0.27%	3.94%	0.58%	4.53%	87.14%	12.86%
Health & Social Care Professionals	1.35%	0.20%	1.55%	0.46%	2.01%	77.15%	22.85%
Management & Administrative	3.62%	0.21%	3.82%	0.25%	4.08%	93.80%	6.20%
General Support	8.13%	0.35%	8.48%	0.93%	9.42%	90.09%	9.91%
Patient & Client Care	4.70%	1.18%	5.88%	0.40%	6.28%	93.63%	6.37%

Health Service Absence Rate - by Staff Category: Sep 2024	Certified absence	Self- certified absence	Non Covid-19 absence	Covid-19 Absence	Total absence rate	% Non Covid-19 absence	% Covid-19 absence
National Rehabilitation Hospital	4.43%	0.56%	4.99%	0.21%	5.21%	95.88%	4.12%
Medical & Dental	0.00%	0.48%	0.48%	0.00%	0.48%	100.00%	0.00%
Nursing & Midwifery	5.94%	0.75%	6.68%	0.28%	6.96%	95.94%	4.06%
Health & Social Care Professionals	4.32%	0.47%	4.80%	0.25%	5.05%	95.04%	4.96%
Management & Administrative	3.05%	0.37%	3.42%	0.23%	3.65%	93.65%	6.35%
General Support	2.68%	0.18%	2.86%	0.00%	2.86%	100.00%	0.00%
Patient & Client Care	5.26%	0.80%	6.06%	0.20%	6.25%	96.88%	3.12%

Health Service Absence Rate - by Staff Category: Sep 2024	Certified absence	Self- certified absence	Non Covid-19 absence	Covid-19 Absence	Total absence rate	% Non Covid-19 absence	% Covid-19 absence
Rotunda Hospital	3.65%	0.78%	4.43%	0.10%	4.53%	97.82%	2.18%
Medical & Dental	1.35%	0.51%	1.86%	0.00%	1.86%	100.00%	0.00%
Nursing & Midwifery	2.81%	0.77%	3.57%	0.02%	3.59%	99.39%	0.61%
Health & Social Care Professionals	3.92%	0.79%	4.71%	0.26%	4.97%	94.76%	5.24%
Management & Administrative	2.93%	0.46%	3.39%	0.21%	3.60%	94.23%	5.77%
General Support	9.64%	1.44%	11.08%	0.26%	11.35%	97.67%	2.33%
Patient & Client Care	2.65%	0.84%	3.49%	0.00%	3.49%	100.00%	0.00%

Health Service Absence Rate - by Staff Category: Sep 2024	Certified absence	Self-certified absence	Non Covid-19 absence	Covid-19 Absence	Total absence rate	% Non Covid-19 absence	% Covid-19 absence
Royal Victoria Eye and Ear Hospital	4.15%	0.49%	4.64%	0.75%	5.39%	86.10%	13.90%
Medical & Dental	4.90%	0.34%	5.23%	0.00%	5.23%	100.00%	0.00%
Nursing & Midwifery	6.89%	0.80%	7.68%	1.52%	9.20%	83.50%	16.50%
Health & Social Care Professionals	1.52%	0.25%	1.77%	0.56%	2.34%	75.85%	24.15%
Management & Administrative	1.36%	0.26%	1.62%	0.48%	2.10%	77.33%	22.67%
General Support	0.37%	0.28%	0.65%	0.00%	0.65%	100.00%	0.00%
Patient & Client Care	2.64%	0.56%	3.20%	1.44%	4.64%	68.90%	31.10%

Health Service Absence Rate - by Staff Category: Sep 2024	Certified absence	Self-certified absence	Non Covid-19 absence	Covid-19 Absence	Total absence rate	% Non Covid-19 absence	% Covid-19 absence
South Infirmary Victoria University	2.89%	0.60%	3.48%	0.23%	3.72%	93.72%	6.28%
Medical & Dental	2.85%	0.05%	2.90%	0.00%	2.90%	100.00%	0.00%
Nursing & Midwifery	3.94%	0.71%	4.65%	0.56%	5.21%	89.26%	10.74%
Health & Social Care Professionals	1.91%	0.11%	2.02%	0.00%	2.02%	100.00%	0.00%
Management & Administrative	1.36%	0.93%	2.30%	0.06%	2.35%	97.52%	2.48%
General Support	2.27%	0.33%	2.60%	0.04%	2.64%	98.43%	1.57%
Patient & Client Care	7.11%	1.02%	8.13%	0.00%	8.13%	100.00%	0.00%

Health Service Absence Rate - by Staff Category: Sep 2024	Certified absence	Self- certified absence	Non Covid-19 absence	Covid-19 Absence	Total absence rate	% Non Covid-19 absence	% Covid-19 absence
St. James's Hospital	3.93%	0.77%	4.70%	0.50%	5.20%	90.39%	9.61%
Medical & Dental	1.10%	0.20%	1.30%	0.17%	1.47%	88.30%	11.70%
Nursing & Midwifery	4.09%	1.24%	5.33%	0.77%	6.10%	87.38%	12.62%
Health & Social Care Professionals	3.00%	0.45%	3.45%	0.24%	3.68%	93.55%	6.45%
Management & Administrative	4.55%	0.40%	4.95%	0.32%	5.27%	93.99%	6.01%
General Support	5.32%	0.59%	5.91%	0.49%	6.40%	92.38%	7.62%
Patient & Client Care	6.53%	0.85%	7.38%	0.54%	7.92%	93.21%	6.79%

Health Service Absence Rate - by Staff Category: Sep 2024	Certified absence	Self- certified absence	Non Covid-19 absence	Covid-19 Absence	Total absence rate	% Non Covid-19 absence	% Covid-19 absence
St. John's Hospital Limerick	5.38%	0.52%	5.91%	2.08%	7.98%	73.99%	26.01%
Medical & Dental	0.00%	0.09%	0.09%	0.00%	0.09%	100.00%	0.00%
Nursing & Midwifery	6.63%	0.61%	7.24%	1.89%	9.14%	79.26%	20.74%
Health & Social Care Professionals	3.26%	0.42%	3.68%	0.00%	3.68%	100.00%	0.00%
Management & Administrative	4.28%	0.78%	5.06%	0.97%	6.03%	83.87%	16.13%
General Support	12.18%	0.15%	12.33%	9.17%	21.50%	57.34%	42.66%
Patient & Client Care	1.82%	0.60%	2.42%	0.38%	2.80%	86.49%	13.51%

Health Service Absence Rate - by Staff Category: Sep 2024	Certified absence	Self-certified absence	Non Covid-19 absence	Covid-19 Absence	Total absence rate	% Non Covid-19 absence	% Covid-19 absence
St. Michael's Hospital	4.56%	0.39%	4.95%	0.52%	5.47%	90.49%	9.51%
Medical & Dental	2.93%	0.00%	2.93%	0.00%	2.93%	100.00%	0.00%
Nursing & Midwifery	4.37%	0.72%	5.09%	1.21%	6.30%	80.79%	19.21%
Health & Social Care Professionals	3.66%	0.40%	4.06%	0.00%	4.06%	100.00%	0.00%
Management & Administrative	7.97%	0.24%	8.22%	0.06%	8.28%	99.26%	0.74%
General Support	4.22%	0.00%	4.22%	0.00%	4.22%	100.00%	0.00%
Patient & Client Care	1.30%	0.00%	1.30%	0.00%	1.30%	100.00%	0.00%

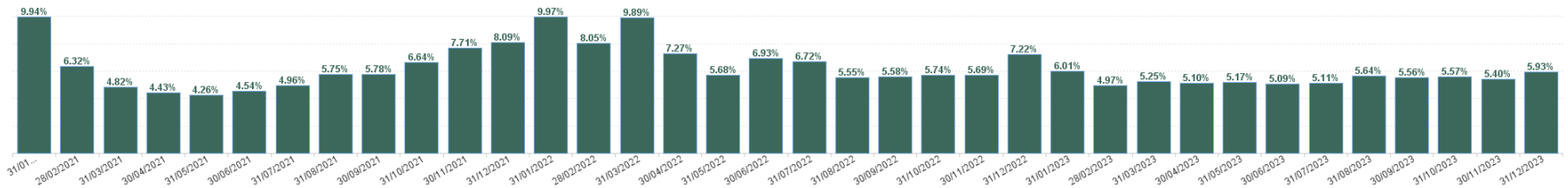
Health Service Absence Rate - by Staff Category: Sep 2024	Certified absence	Self-certified absence	Non Covid-19 absence	Covid-19 Absence	Total absence rate	% Non Covid-19 absence	% Covid-19 absence
St. Vincent's University Hospital	2.42%	0.51%	2.92%	0.18%	3.11%	94.06%	5.94%
Medical & Dental	0.32%	0.29%	0.61%	0.02%	0.62%	97.57%	2.43%
Nursing & Midwifery	2.86%	0.55%	3.40%	0.19%	3.60%	94.61%	5.39%
Health & Social Care Professionals	1.80%	0.44%	2.25%	0.26%	2.51%	89.52%	10.48%
Management & Administrative	3.48%	0.69%	4.17%	0.31%	4.48%	93.15%	6.85%
General Support	2.89%	0.54%	3.43%	0.10%	3.53%	97.13%	2.87%
Patient & Client Care	3.39%	0.49%	3.87%	0.29%	4.16%	93.01%	6.99%

Health Service Absence Rate - by Staff Category: Sep 2024	Certified absence	Self-certified absence	Non Covid-19 absence	Covid-19 Absence	Total absence rate	% Non Covid-19 absence	% Covid-19 absence
Tallaght University Hospital	4.11%	0.71%	4.82%	0.81%	5.63%	85.67%	14.33%
Medical & Dental	0.94%	0.61%	1.55%	0.16%	1.71%	90.83%	9.17%
Nursing & Midwifery	4.27%	0.92%	5.19%	0.94%	6.13%	84.62%	15.38%
Health & Social Care Professionals	5.65%	0.52%	6.17%	0.77%	6.93%	88.95%	11.05%
Management & Administrative	4.92%	0.54%	5.47%	1.03%	6.50%	84.09%	15.91%
General Support	5.04%	0.50%	5.54%	0.76%	6.29%	88.00%	12.00%
Patient & Client Care	3.92%	0.66%	4.58%	0.91%	5.48%	83.46%	16.54%

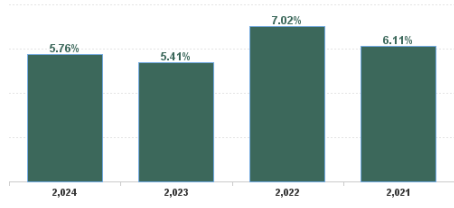
Year / Month	Certified absence	Self-certified absence	Non Covid-19 absence	Covid-19 Absence	Total absence rate	Medical & Dental	Nursing & Midwifery	Health & Social Care Professionals	Management & Administrative	General Support	Patient & Client Care
Sep 2024	4.60%	0.79%	5.38%	0.51%	5.90%	1.50%	6.56%	5.29%	5.81%	8.57%	8.80%
Aug 2024	4.69%	0.57%	5.26%	0.63%	5.89%	1.47%	6.44%	5.11%	6.13%	8.37%	9.00%
Jul 2024	4.68%	0.61%	5.29%	0.94%	6.23%	1.26%	6.89%	5.37%	6.42%	8.89%	9.95%
Jun 2024	4.67%	0.69%	5.37%	0.77%	6.14%	1.68%	6.67%	5.18%	6.02%	8.53%	9.41%
May 2024	4.40%	0.66%	5.06%	0.32%	5.38%	1.47%	6.07%	4.43%	5.09%	7.73%	7.86%
Apr 2024	4.35%	0.68%	5.03%	0.22%	5.25%	1.35%	5.89%	4.46%	4.91%	7.56%	7.95%
Mar 2024	4.46%	0.71%	5.17%	0.24%	5.41%	1.55%	6.09%	4.33%	5.22%	7.75%	7.70%
Feb 2024	4.43%	0.72%	5.14%	0.32%	5.46%	1.40%	6.17%	4.40%	5.44%	7.54%	8.14%
Jan 2024	4.75%	0.83%	5.57%	0.63%	6.21%	1.24%	7.03%	5.42%	6.17%	8.64%	9.23%
2024	4.56%	0.69%	5.25%	0.51%	5.76%	1.43%	6.42%	4.89%	5.69%	8.18%	8.66%
Dec 2023	4.40%	0.87%	5.28%	0.66%	5.93%	1.24%	6.81%	5.28%	5.75%	7.60%	8.69%
Nov 2023	4.23%	0.71%	4.94%	0.47%	5.40%	1.27%	6.23%	4.46%	5.14%	7.48%	8.09%
Oct 2023	4.22%	0.79%	5.00%	0.57%	5.57%	1.28%	6.44%	4.30%	5.50%	7.94%	8.16%
Sep 2023	4.16%	0.69%	4.84%	0.72%	5.56%	1.29%	6.54%	4.38%	5.20%	7.59%	8.37%
Aug 2023	4.22%	0.68%	4.90%	0.74%	5.64%	1.23%	6.71%	4.41%	5.07%	7.61%	8.76%
Jul 2023	4.14%	0.62%	4.76%	0.36%	5.11%	1.02%	6.03%	4.04%	4.63%	7.17%	7.67%
Jun 2023	4.16%	0.58%	4.75%	0.34%	5.09%	1.23%	6.00%	3.92%	4.58%	6.86%	7.59%
May 2023	4.06%	0.63%	4.69%	0.47%	5.17%	1.19%	6.19%	4.14%	4.66%	6.69%	7.66%
Apr 2023	3.96%	0.65%	4.61%	0.49%	5.10%	1.16%	6.23%	3.58%	4.56%	6.58%	7.54%
Mar 2023	3.98%	0.74%	4.72%	0.53%	5.25%	1.36%	6.07%	4.19%	4.97%	7.18%	7.81%
Feb 2023	3.87%	0.67%	4.55%	0.43%	4.97%	1.17%	5.89%	4.08%	4.60%	6.77%	6.74%
Jan 2023	4.52%	0.75%	5.27%	0.74%	6.01%	1.26%	7.19%	4.78%	5.58%	7.99%	8.28%
2023	4.16%	0.70%	4.86%	0.55%	5.41%	1.23%	6.37%	4.30%	5.03%	7.30%	7.96%
Dec 2022	4.94%	1.01%	5.96%	1.26%	7.22%	1.79%	8.56%	6.00%	6.95%	9.13%	9.72%
Nov 2022	4.13%	0.83%	4.96%	0.73%	5.69%	1.51%	6.58%	4.37%	5.39%	7.92%	8.23%
Oct 2022	4.21%	0.73%	4.94%	0.80%	5.74%	1.57%	6.48%	4.61%	5.49%	7.99%	8.21%
Sep 2022	4.21%	0.69%	4.90%	0.68%	5.58%	1.31%	6.57%	4.18%	4.94%	7.94%	8.38%
Aug 2022	4.17%	0.61%	4.78%	0.77%	5.55%	1.47%	6.50%	4.15%	4.84%	7.92%	8.27%
Jul 2022	4.21%	0.67%	4.88%	1.84%	6.72%	1.68%	7.86%	5.16%	5.95%	9.18%	9.86%
Jun 2022	4.18%	0.70%	4.89%	2.04%	6.93%	1.84%	8.34%	5.60%	6.34%	9.30%	8.87%
May 2022	3.94%	0.72%	4.66%	1.02%	5.68%	1.50%	6.68%	4.61%	5.21%	7.41%	8.22%
Apr 2022	4.13%	0.63%	4.77%	2.50%	7.27%	2.06%	8.77%	5.81%	6.50%	9.34%	9.97%
Mar 2022	4.07%	0.64%	4.71%	5.18%	9.89%	3.23%	12.03%	9.33%	9.14%	11.38%	11.81%
Feb 2022	3.84%	0.58%	4.42%	3.63%	8.05%	2.53%	9.72%	7.30%	7.20%	9.86%	10.11%
Jan 2022	3.74%	0.48%	4.21%	5.75%	9.97%	2.87%	11.53%	8.81%	9.84%	13.05%	12.56%
2022	4.15%	0.69%	4.84%	2.18%	7.02%	1.94%	8.30%	5.85%	6.48%	9.19%	9.50%
Dec 2021	4.15%	0.60%	4.76%	3.33%	8.09%	2.37%	9.41%	7.56%	7.83%	10.12%	10.54%
Nov 2021	4.41%	0.82%	5.24%	2.48%	7.71%	2.12%	8.52%	7.33%	8.27%	10.30%	9.97%
Oct 2021	4.26%	0.71%	4.97%	1.67%	6.64%	1.91%	7.47%	5.66%	6.42%	8.87%	9.61%
Sep 2021	4.04%	0.60%	4.64%	1.13%	5.78%	1.59%	6.77%	4.31%	5.40%	7.94%	8.70%
Aug 2021	3.92%	0.58%	4.50%	1.25%	5.75%	1.60%	6.71%	4.34%	5.41%	7.45%	8.89%
Jul 2021	3.66%	0.52%	4.19%	0.78%	4.96%	1.06%	5.86%	3.86%	4.75%	6.75%	6.99%
Jun 2021	3.49%	0.50%	4.00%	0.55%	4.54%	1.02%	5.44%	3.23%	3.97%	6.12%	7.24%
May 2021	3.19%	0.44%	3.63%	0.63%	4.26%	0.99%	5.07%	2.93%	4.03%	5.83%	6.25%
Apr 2021	3.21%	0.40%	3.61%	0.82%	4.43%	1.19%	5.38%	2.95%	3.75%	6.06%	6.80%
Mar 2021	3.28%	0.40%	3.68%	1.14%	4.82%	1.14%	5.86%	3.34%	4.12%	6.47%	7.60%
Feb 2021	3.53%	0.54%	4.07%	2.25%	6.32%	1.65%	7.56%	4.03%	5.60%	8.61%	10.32%
Jan 2021	3.63%	0.45%	4.09%	5.85%	9.94%	4.55%	12.22%	6.37%	8.03%	12.28%	13.63%
2021	3.74%	0.55%	4.29%	1.82%	6.11%	1.76%	7.19%	4.68%	5.65%	8.07%	8.88%

Year / Month	Certified absence	Self-certified absence	Non Covid-19 absence	Covid-19 Absence	Total absence rate	CHI	DMHG	IEHG	RCSI	Saolta	SSWHG	ULHG	Other Acute	Acute Services
Sep 2024	4.60%	0.79%	5.38%	0.51%	5.90%	5.87%	5.91%	5.02%	5.09%	7.01%	6.22%	7.55%	4.04%	5.90%
Aug 2024	4.69%	0.57%	5.26%	0.63%	5.89%	5.44%	5.75%	5.12%	5.07%	7.23%	6.15%	7.74%	4.93%	5.89%
Jul 2024	4.68%	0.61%	5.29%	0.94%	6.23%	5.44%	6.23%	5.55%	5.42%	7.53%	6.59%	7.80%	3.94%	6.23%
Jun 2024	4.67%	0.69%	5.37%	0.77%	6.14%	5.44%	6.21%	5.58%	5.73%	6.87%	6.05%	7.66%	2.14%	6.14%
May 2024	4.40%	0.66%	5.06%	0.32%	5.38%	5.26%	5.35%	5.14%	4.73%	5.70%	5.88%	6.75%	2.71%	5.38%
Apr 2024	4.35%	0.68%	5.03%	0.22%	5.25%	4.90%	5.28%	5.17%	4.71%	5.30%	5.59%	6.59%	3.95%	5.25%
Mar 2024	4.46%	0.71%	5.17%	0.24%	5.41%	5.31%	5.58%	5.26%	4.75%	5.40%	5.79%	6.80%	5.10%	5.41%
Feb 2024	4.43%	0.72%	5.14%	0.32%	5.46%	5.44%	5.82%	5.47%	4.80%	5.31%	5.61%	6.69%	3.23%	5.46%
Jan 2024	4.75%	0.83%	5.57%	0.63%	6.21%	6.47%	6.48%	5.83%	5.74%	6.43%	6.20%	7.29%	2.05%	6.21%
2024	4.56%	0.69%	5.25%	0.51%	5.76%	5.52%	5.85%	5.35%	5.11%	6.29%	6.01%	7.21%	3.50%	5.76%
Dec 2023	4.40%	0.87%	5.26%	0.66%	5.93%	6.42%	6.34%	5.62%	5.23%	6.07%	5.62%	7.70%	2.58%	5.93%
Nov 2023	4.23%	0.71%	4.94%	0.47%	5.40%	5.43%	5.73%	4.84%	4.89%	5.75%	5.43%	6.81%	1.29%	5.40%
Oct 2023	4.22%	0.79%	5.00%	0.57%	5.57%	5.05%	5.83%	4.92%	5.22%	5.74%	5.78%	7.39%	2.12%	5.57%
Sep 2023	4.16%	0.69%	4.84%	0.72%	5.56%	4.93%	5.86%	5.11%	5.09%	5.70%	5.59%	7.57%	1.30%	5.56%
Aug 2023	4.22%	0.68%	4.90%	0.74%	5.64%	4.88%	5.92%	5.44%	4.96%	6.04%	5.40%	7.88%	2.02%	5.64%
Jul 2023	4.14%	0.62%	4.76%	0.36%	5.11%	5.01%	5.16%	5.03%	4.65%	5.16%	5.12%	6.69%	2.41%	5.11%
Jun 2023	4.16%	0.58%	4.75%	0.34%	5.09%	4.52%	5.36%	4.87%	4.66%	5.29%	4.89%	6.46%	3.13%	5.09%
May 2023	4.06%	0.63%	4.69%	0.47%	5.17%	4.50%	5.41%	4.74%	4.69%	5.66%	5.02%	6.91%	2.71%	5.17%
Apr 2023	3.96%	0.65%	4.61%	0.49%	5.10%	4.70%	5.25%	4.78%	5.00%	4.96%	4.69%	7.32%	1.21%	5.10%
Mar 2023	3.98%	0.74%	4.72%	0.53%	5.25%	4.91%	5.82%	4.72%	5.28%	5.82%	3.78%	7.07%	1.69%	5.25%
Feb 2023	3.87%	0.67%	4.55%	0.43%	4.97%	4.15%	5.42%	4.38%	5.08%	5.05%	4.47%	6.49%	0.95%	4.97%
Jan 2023	4.52%	0.75%	5.27%	0.74%	6.01%	5.29%	6.26%	5.51%	5.74%	6.19%	5.91%	7.73%	2.94%	6.01%
2023	4.16%	0.70%	4.86%	0.55%	5.41%	4.99%	5.71%	5.00%	5.05%	5.63%	5.14%	7.17%	2.04%	5.41%
Dec 2022	4.94%	1.01%	5.96%	1.26%	7.22%	6.86%	8.41%	6.55%	7.00%	6.99%	6.11%	9.37%	3.38%	7.22%
Nov 2022	4.13%	0.83%	4.96%	0.73%	5.69%	5.42%	6.08%	4.72%	5.70%	5.86%	5.50%	7.20%	4.50%	5.69%
Oct 2022	4.21%	0.73%	4.94%	0.80%	5.74%	6.13%	5.89%	4.70%	6.12%	5.61%	5.44%	7.61%	4.36%	5.74%
Sep 2022	4.21%	0.69%	4.90%	0.68%	5.58%	5.94%	5.71%	4.50%	5.62%	5.79%	5.17%	7.86%	1.74%	5.58%
Aug 2022	4.17%	0.61%	4.78%	0.77%	5.55%	5.98%	5.16%	4.70%	5.46%	6.10%	5.25%	8.13%	2.72%	5.55%
Jul 2022	4.21%	0.67%	4.88%	1.84%	6.72%	6.74%	6.36%	5.75%	6.91%	7.32%	6.18%	9.33%	2.78%	6.72%
Jun 2022	4.18%	0.70%	4.89%	2.04%	6.93%	6.86%	6.30%	6.79%	6.56%	7.05%	7.62%	8.72%	2.52%	6.93%
May 2022	3.94%	0.72%	4.66%	1.02%	5.68%	5.77%	5.36%	5.69%	5.55%	5.89%	5.10%	7.61%	1.45%	5.68%
Apr 2022	4.13%	0.63%	4.77%	2.50%	7.27%	6.89%	7.07%	8.32%	6.43%	6.79%	7.25%	9.34%	4.64%	7.27%
Mar 2022	4.07%	0.64%	4.71%	5.18%	9.89%	8.99%	9.35%	11.77%	8.57%	10.01%	9.76%	11.75%	3.96%	9.89%
Feb 2022	3.84%	0.58%	4.42%	3.63%	8.05%	8.09%	7.88%	8.61%	8.19%	7.58%	6.77%	10.13%		8.05%
Jan 2022	3.74%	0.48%	4.21%	5.75%	9.97%	9.68%	8.66%	10.39%	10.14%	10.28%	9.52%	12.25%		9.97%
2022	4.15%	0.69%	4.84%	2.18%	7.02%	6.94%	6.85%	6.86%	6.85%	7.09%	6.62%	9.11%	3.21%	7.02%
Dec 2021	4.15%	0.60%	4.76%	3.33%	8.09%	7.85%	7.87%	9.99%	7.66%	7.48%	6.54%	9.43%		8.09%
Nov 2021	4.41%	0.82%	5.24%	2.48%	7.71%	8.10%	7.68%	8.63%	7.33%	7.49%	6.20%	9.76%		7.71%
Oct 2021	4.26%	0.71%	4.97%	1.67%	6.64%	6.94%	6.51%	7.34%	6.32%	6.39%	5.68%	8.54%		6.64%
Sep 2021	4.04%	0.60%	4.64%	1.13%	5.78%	5.58%	5.62%	5.68%	5.75%	5.70%	5.35%	7.66%		5.78%
Aug 2021	3.92%	0.58%	4.50%	1.25%	5.75%	5.83%	5.65%	6.32%	5.57%	5.50%	4.89%	7.49%		5.75%
Jul 2021	3.66%	0.52%	4.19%	0.78%	4.96%	5.13%	4.89%	4.94%	4.81%	5.03%	4.45%	6.43%		4.96%
Jun 2021	3.49%	0.50%	4.00%	0.55%	4.54%	4.58%	4.64%	4.29%	4.50%	4.52%	4.07%	5.93%		4.54%
May 2021	3.19%	0.44%	3.63%	0.63%	4.26%	4.20%	4.34%	4.26%	4.31%	3.96%	4.11%	4.88%		4.26%
Apr 2021	3.21%	0.40%	3.61%	0.82%	4.43%	4.30%	4.70%	4.13%	4.19%	4.39%	4.27%	5.65%		4.43%
Mar 2021	3.28%	0.40%	3.68%	1.14%	4.82%	4.12%	4.95%	4.46%	4.83%	4.63%	4.71%	6.48%		4.82%
Feb 2021	3.53%	0.54%	4.07%	2.25%	6.32%	4.51%	6.39%	5.98%	6.54%	6.49%	5.32%	9.42%		6.32%
Jan 2021	3.63%	0.45%	4.09%	5.85%	9.94%	7.57%	8.66%	9.90%	10.54%	10.52%	9.20%	14.12%		9.94%
2021	3.74%	0.55%	4.29%	1.82%	6.11%	5.74%	5.98%	6.35%	6.02%	6.01%	5.42%	8.00%		6.11%

Total Absence Rate



Total Absence Rate



% of Absence Non Covid-19 / Covid-19

