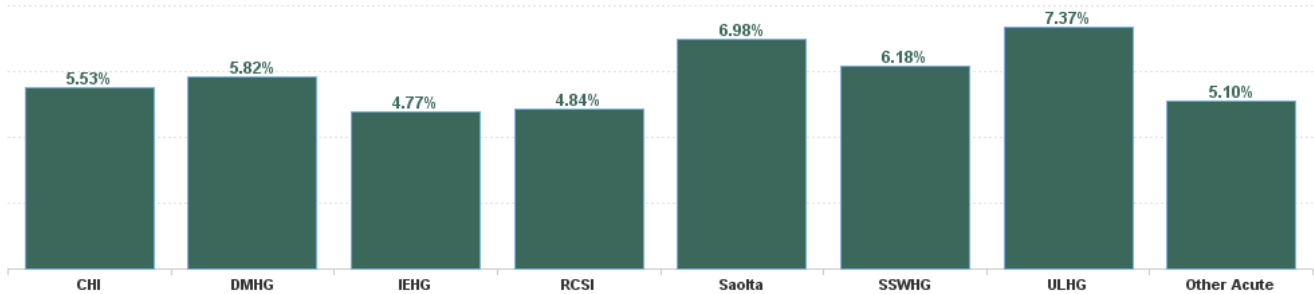


October 2024

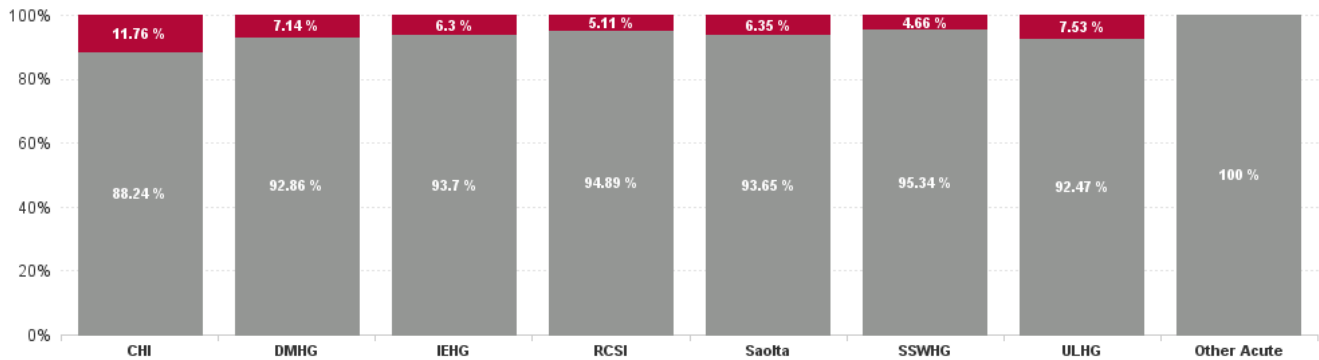
Health Service Absence Rate - by Staff Category: Oct 2024	Certified absence	Self-certified absence	Non Covid-19 absence	Covid-19 Absence	Total absence rate	% Non Covid-19 absence	% Covid-19 absence
Acute	4.72%	0.65%	5.37%	0.37%	5.74%	93.56%	6.44%
Medical & Dental	1.26%	0.30%	1.56%	0.07%	1.63%	95.48%	4.52%
Nursing & Midwifery	4.97%	0.88%	5.85%	0.41%	6.26%	93.42%	6.58%
Health & Social Care Professionals	4.14%	0.50%	4.64%	0.33%	4.96%	93.44%	6.56%
Management & Administrative	4.92%	0.50%	5.42%	0.36%	5.78%	93.82%	6.18%
General Support	7.10%	0.65%	7.75%	0.55%	8.30%	93.38%	6.62%
Patient & Client Care	7.57%	0.79%	8.36%	0.59%	8.96%	93.38%	6.62%

Health Service Absence Rate - by Hospital Group: Oct 2024	Certified absence	Self-certified absence	Non Covid-19 absence	Covid-19 Absence	Total absence rate	% Non Covid-19 absence	% Covid-19 absence
Acute	4.72%	0.65%	5.37%	0.37%	5.74%	93.56%	6.44%
Children's Health Ireland	4.32%	0.55%	4.88%	0.65%	5.53%	88.24%	11.76%
Dublin Midlands Hospital Group	4.65%	0.76%	5.41%	0.42%	5.82%	92.86%	7.14%
Ireland East Hospital Group	3.93%	0.55%	4.47%	0.30%	4.77%	93.70%	6.30%
RCSI Hospitals Group	3.97%	0.63%	4.60%	0.25%	4.84%	94.89%	5.11%
Saolta University Hospital Care Group	5.89%	0.65%	6.54%	0.44%	6.98%	93.65%	6.35%
South/South West Hospital Group	5.13%	0.76%	5.89%	0.29%	6.18%	95.34%	4.66%
University of Limerick Hospital Group	6.17%	0.64%	6.81%	0.55%	7.37%	92.47%	7.53%
Other Acute Services	4.85%	0.25%	5.10%	0.00%	5.10%	100.00%	0.00%

Total Absence Rate



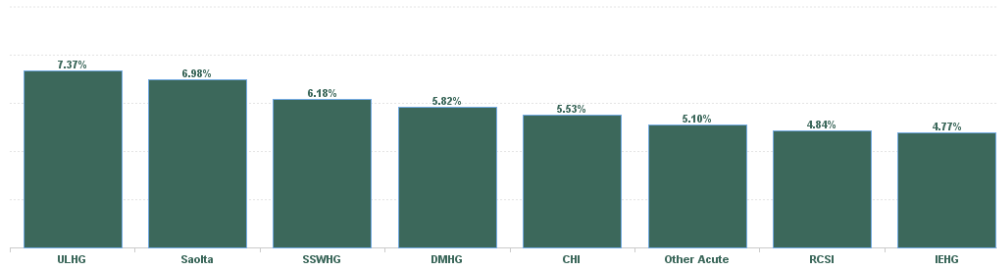
% of Absence Non Covid-19 / Covid-19



October 2024

Health Service Absence Rate - by HG, CHO/Care Group & Staff Category : Oct 2024	Certified absence	Self-certified absence	Non Covid-19 absence	Covid-19 Absence	Total absence rate	Medical & Dental	Nursing & Midwifery	Health & Social Care Professionals	Management & Administrative	General Support	Patient & Client Care
Acute	4.72%	0.65%	5.37%	0.37%	5.74%	1.63%	6.26%	4.96%	5.78%	8.30%	8.96%
Children's Health Ireland	4.32%	0.55%	4.88%	0.65%	5.53%	1.36%	6.31%	6.79%	4.83%	8.94%	9.18%
Dublin Midlands Hospital Group	4.65%	0.76%	5.41%	0.42%	5.82%	1.62%	6.33%	4.86%	6.09%	7.00%	9.44%
Ireland East Hospital Group	3.93%	0.55%	4.47%	0.30%	4.77%	1.49%	4.90%	4.39%	5.03%	7.14%	7.24%
RCSI Hospitals Group	3.97%	0.63%	4.60%	0.25%	4.84%	1.62%	5.03%	3.70%	5.01%	7.92%	7.78%
Saoita University Hospital Care Group	5.89%	0.65%	6.54%	0.44%	6.98%	1.95%	8.00%	6.62%	6.69%	9.90%	10.13%
South/South West Hospital Group	5.13%	0.76%	5.89%	0.29%	6.18%	1.69%	7.24%	5.31%	5.73%	7.27%	10.68%
University of Limerick Hospital Group	6.17%	0.64%	6.81%	0.55%	7.37%	1.33%	7.69%	4.82%	8.22%	11.98%	9.22%
Other Acute Services	4.85%	0.25%	5.10%	0.00%	5.10%		13.68%	0.13%	5.11%		

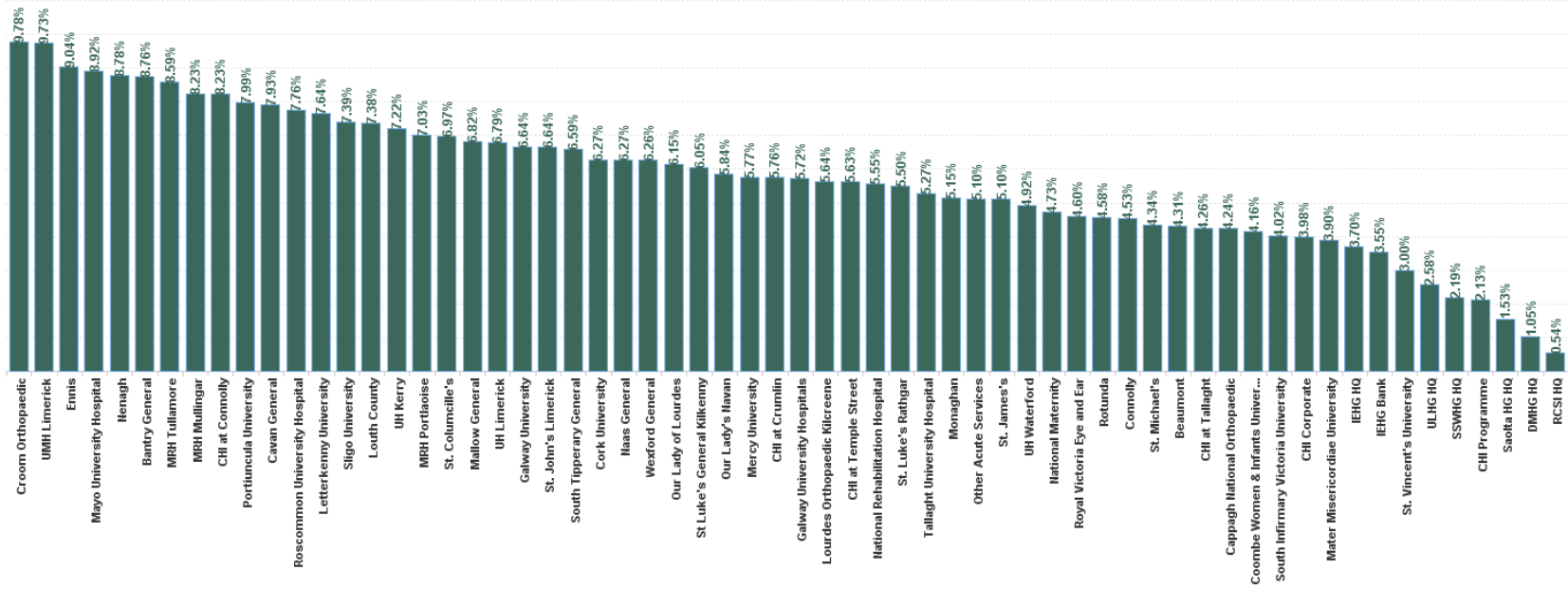
Total Absence Rate



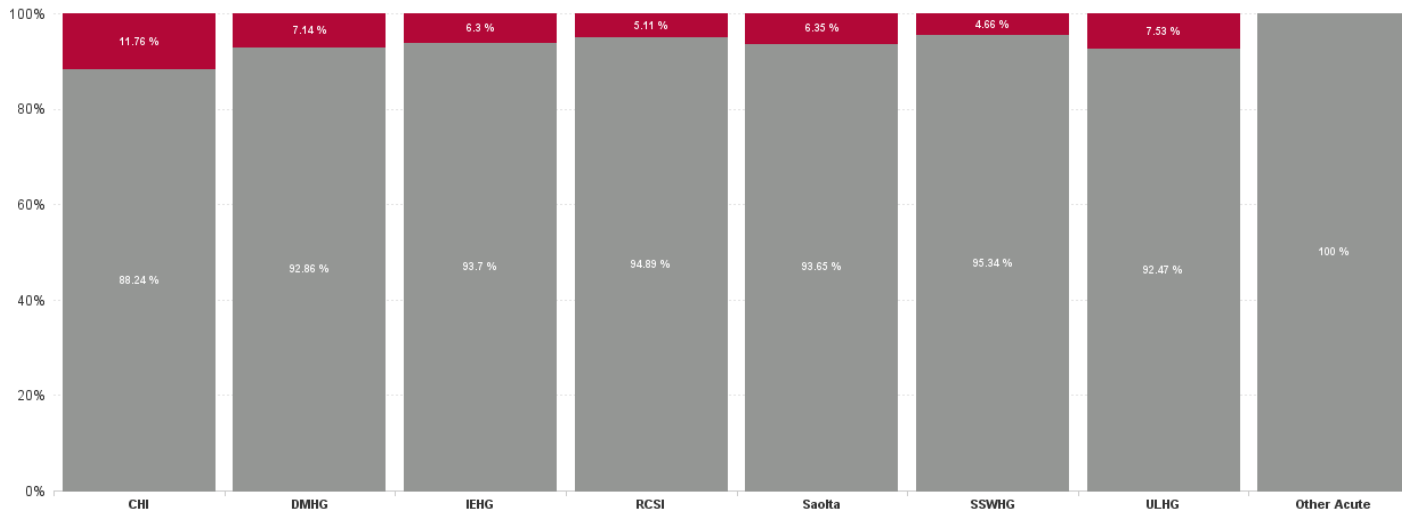
October 2024

Health Service Absence Rate - by HG, CHO/Care Group & Staff Category - Oct 2024	Certified absence	Self-certified absence	Non Covid-19 absence	Covid-19 Absence	Total absence rate	Medical & Dental	Nursing & Midwifery	Health & Social Care Professionals	Management & Administrative	General Support	Patient & Client Care
Total	4.72%	0.65%	5.37%	0.37%	5.74%	1.63%	6.26%	4.96%	5.78%	8.30%	8.96%
CHI at Connolly	7.72%	0.34%	8.05%	0.18%	8.23%	0.00%	10.66%	9.21%	5.98%	2.22%	14.04%
CHI at Crumlin	4.42%	0.65%	5.07%	0.69%	5.76%	1.84%	6.18%	6.23%	5.69%	9.71%	7.67%
CHI at Tallaght	3.72%	0.51%	4.23%	0.03%	4.26%	0.86%	5.55%	4.60%	4.95%	22.24%	4.83%
CHI at Temple Street	4.27%	0.48%	4.76%	0.87%	5.63%	0.96%	6.55%	7.92%	4.89%	7.70%	12.42%
CHI Corporate	3.79%	0.19%	3.98%	0.00%	3.98%	0.00%	0.00%	0.00%	4.76%		
CHI Programme	2.01%	0.12%	2.13%	0.00%	2.13%	0.00%	0.39%	6.24%	1.98%	0.00%	
Children's Health Ireland	4.32%	0.55%	4.88%	0.65%	5.53%	1.36%	6.31%	6.79%	4.83%	8.94%	9.16%
Coombe Women & Infants University Hospital	2.95%	1.00%	3.96%	0.21%	4.16%	0.71%	4.42%	5.06%	3.36%	6.48%	5.13%
DMHG HQ	0.91%	0.14%	1.05%	0.00%	1.05%		0.00%	0.00%	1.13%		
MRH Mullingar	7.27%	0.74%	8.01%	0.23%	8.23%	2.50%	9.18%	6.67%	6.37%	15.13%	12.21%
MRH Portlaoise	5.79%	0.88%	6.67%	0.36%	7.03%	2.42%	6.84%	5.89%	8.15%	4.45%	10.91%
MRH Tullamore	7.13%	0.66%	7.79%	0.81%	8.59%	2.24%	8.76%	6.66%	7.66%	9.29%	15.11%
Nass General	4.76%	0.99%	5.76%	0.51%	6.27%	1.15%	5.57%	5.66%	7.21%	7.97%	9.97%
St. James's	4.08%	0.78%	4.87%	0.24%	5.10%	1.49%	5.87%	3.42%	6.28%	6.20%	7.24%
St. Luke's Rathgar	4.45%	0.40%	4.85%	0.65%	5.50%	0.00%	8.01%	3.75%	6.81%	9.07%	25.27%
Tallaght University Hospital	4.01%	0.66%	4.67%	0.60%	5.27%	1.73%	5.83%	6.05%	6.06%	6.01%	5.39%
Dublin Midlands Hospital Group	4.65%	0.76%	5.41%	0.42%	5.82%	1.62%	6.33%	4.86%	6.09%	7.00%	9.44%
IEHG Bank	2.40%	1.15%	3.55%	0.00%	3.55%		2.87%	15.38%			0.00%
IEHG HQ	3.70%	0.00%	3.70%	0.00%	3.70%		1.25%	0.00%	4.25%		
Lourdes Orthopaedic Kildreene	5.34%	0.30%	5.64%	0.00%	5.64%	1.80%	6.85%		0.00%	7.68%	
National Maternity	4.15%	0.36%	4.51%	0.22%	4.73%	1.59%	5.08%	1.41%	5.57%	6.21%	8.19%
National Rehabilitation Hospital	4.10%	1.04%	5.14%	0.41%	5.55%	3.21%	7.50%	4.03%	4.41%	3.56%	7.56%
Royal Victoria Eye and Ear	3.84%	0.52%	4.35%	0.25%	4.60%	4.57%	5.32%	0.60%	3.79%	6.17%	3.76%
South Tipperary General	5.58%	0.53%	6.11%	0.48%	6.59%	3.18%	5.22%	9.31%	8.38%	7.77%	11.77%
St. Columille's	5.74%	0.69%	6.43%	0.53%	6.97%	1.59%	6.50%	8.52%	7.41%	6.76%	8.79%
St Luke's General Kilkenny	4.98%	0.49%	5.47%	0.56%	6.05%	1.26%	6.45%	5.16%	6.07%	11.70%	5.87%
St. Michael's	3.27%	0.48%	3.75%	0.59%	4.34%	3.30%	7.02%	0.00%	0.13%	9.17%	0.65%
St. Vincent's University	2.48%	0.43%	2.91%	0.09%	3.00%	0.90%	3.03%	2.94%	4.31%	2.90%	5.73%
UH Waterford	4.08%	0.61%	4.70%	0.23%	4.92%	0.99%	4.79%	5.73%	5.66%	8.84%	8.77%
Wexford General	4.93%	0.77%	5.69%	0.57%	6.26%	1.81%	6.54%	5.83%	4.53%	10.44%	7.25%
Ireland East Hospital Group	3.93%	0.55%	4.47%	0.30%	4.77%	1.49%	4.90%	4.39%	5.03%	7.14%	7.24%
Beaumont	3.55%	0.52%	4.08%	0.24%	4.31%	1.57%	4.04%	3.42%	4.34%	7.56%	7.72%
Cappagh National Orthopaedic	3.39%	0.49%	3.88%	0.36%	4.24%	1.22%	4.76%	3.63%	3.75%	3.45%	6.78%
Cavan General	6.60%	0.71%	7.31%	0.62%	7.93%	5.74%	7.29%	6.00%	7.58%	8.18%	14.09%
Connolly	3.72%	0.61%	4.33%	0.20%	4.53%	0.02%	5.28%	4.13%	6.27%	5.42%	7.00%
Louth County	5.71%	0.74%	6.45%	0.93%	7.38%	0.00%	4.17%	1.42%	6.60%	10.83%	14.61%
Mater Misericordiae University	3.16%	0.56%	3.72%	0.17%	3.90%	1.61%	4.11%	3.43%	4.05%	8.16%	4.53%
Monaghan	3.96%	0.65%	4.61%	0.55%	5.15%		5.68%	2.40%	6.40%	0.00%	6.05%
Our Lady of Lourdes	5.01%	0.87%	5.88%	0.26%	6.15%	1.27%	7.84%	4.11%	7.23%	9.57%	7.16%
Our Lady's Navan	5.08%	0.67%	5.75%	0.09%	5.84%	1.95%	5.45%	4.36%	7.03%	7.93%	8.45%
RCSI HQ	0.39%	0.16%	0.54%	0.00%	0.54%	0.00%	0.00%	0.00%	0.67%		
Rolunda	3.69%	0.84%	4.53%	0.05%	4.58%	1.28%	4.36%	2.86%	4.40%	8.80%	7.99%
RCSI Hospitals Group	3.97%	0.63%	4.60%	0.25%	4.84%	1.62%	5.03%	3.70%	5.01%	7.92%	7.78%
Galway University	5.60%	0.49%	6.09%	0.56%	6.64%	1.42%	9.23%	4.56%	4.75%	13.56%	6.59%
Galway University Hospitals	4.70%	0.68%	5.38%	0.34%	5.72%	1.43%	6.49%	4.79%	6.70%	10.53%	10.66%
Letterkenny University	6.35%	0.67%	7.02%	0.62%	7.64%	2.29%	8.76%	7.07%	7.55%	9.21%	8.51%
Mayo University Hospital	7.89%	0.70%	8.58%	0.34%	8.92%	1.26%	11.38%	8.35%	5.93%	6.97%	14.72%
Portlucáda University	7.11%	0.58%	7.69%	0.30%	7.99%	6.07%	8.66%	8.43%	8.13%	8.50%	7.28%
Roscommon University Hospital	5.80%	0.88%	6.68%	1.09%	7.76%	1.00%	8.10%	6.71%	9.42%	9.89%	5.38%
Saolta HG HQ	1.28%	0.14%	1.41%	0.12%	1.53%	0.00%	3.91%	0.00%	1.05%		
Sligo University	6.34%	0.58%	6.92%	0.47%	7.39%	1.98%	7.30%	9.71%	7.28%	10.12%	10.84%
Saolta University Hospital Care Group	5.89%	0.65%	6.54%	0.44%	6.98%	1.95%	8.00%	6.62%	6.69%	9.90%	10.13%
Bantry General	8.22%	0.48%	8.69%	0.07%	8.76%	0.72%	9.22%	1.36%	9.47%	3.91%	14.69%
Cork University	5.21%	0.72%	5.93%	0.34%	6.27%	1.08%	7.25%	5.98%	6.19%	8.66%	12.32%
Mallow General	5.21%	0.46%	5.67%	1.15%	6.82%	0.15%	7.57%	15.55%	2.75%	4.34%	9.99%
Mercy University	4.74%	0.95%	5.69%	0.08%	5.77%	0.80%	7.24%	4.51%	6.22%	4.88%	8.12%
South Infirmary Victoria University	3.34%	0.57%	3.91%	0.11%	4.02%	4.28%	4.47%	2.31%	3.80%	3.51%	6.61%
SSWHG HQ	1.71%	0.49%	2.19%	0.00%	2.19%		0.00%	0.00%	2.48%		
UH Kerry	5.94%	0.97%	6.91%	0.30%	7.22%	4.27%	8.52%	4.30%	7.86%	6.95%	9.35%
South/South West Hospital Group	5.13%	0.76%	5.89%	0.29%	6.18%	1.69%	7.24%	5.31%	5.73%	7.27%	10.68%
Croom Orthopaedic	8.92%	0.46%	9.38%	0.40%	9.78%	0.51%	9.04%	4.80%	6.76%	18.15%	12.70%
Ennis	7.76%	0.58%	8.34%	0.70%	9.04%	3.77%	8.80%	8.49%	9.74%	12.55%	7.71%
Ennagh	7.21%	0.65%	7.86%	0.92%	8.78%	0.00%	10.00%	9.35%	10.69%	5.06%	10.37%
St. John's Limerick	4.58%	0.46%	5.05%	1.60%	6.64%	0.53%	6.95%	5.23%	6.04%	15.47%	3.47%
UH Limerick	5.68%	0.66%	6.34%	0.45%	6.79%	1.28%	7.43%	4.32%	8.52%	10.33%	8.79%
ULHG HQ	2.58%	0.00%	2.58%	0.00%	2.58%		0.00%		2.72%		
UMH Limerick	8.79%	0.84%	9.63%	0.10%	9.73%	2.36%	6.98%	1.67%	8.84%	26.05%	13.23%
University of Limerick Hospital Group	6.17%	0.64%	6.81%	0.55%	7.37%	1.33%	7.69%	4.82%	6.22%	11.98%	9.22%
Other Acute Services	4.85%	0.25%	5.10%	0.00%	5.10%		13.68%	0.13%	5.11%		
Acute Services	4.72%	0.65%	5.37%	0.37%	5.74%	1.63%	6.26%	4.96%	5.78%	8.30%	8.96%

Total Absence Rate



% of Absence Non Covid-19 / Covid-19



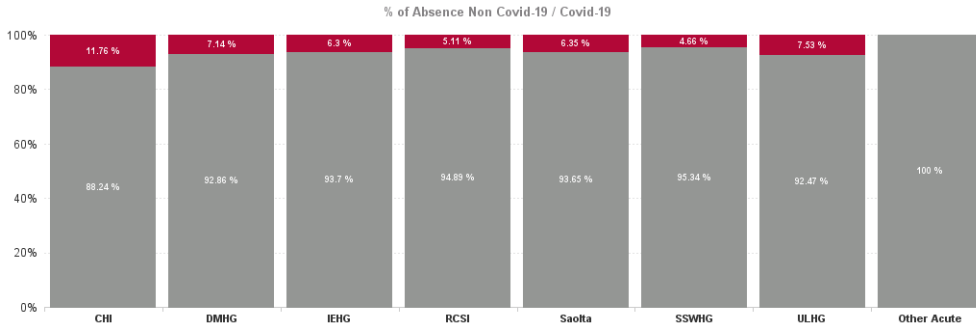
October 2024

Health Service Covid 19 Absence Rate - by Hospital & Staff Category: Oct 2024	Non Covid-19 absence	Covid-19 absence	Total absence rate	Medical & Dental	Nursing & Midwifery	Health & Social Care Professionals	Management & Administrative	General Support	Patient & Client Care
Acute	5.37%	0.37%	5.74%	0.07%	0.41%	0.33%	0.36%	0.55%	0.59%
CHI at Connolly	8.05%	0.18%	8.23%	0.00%	0.00%	0.00%	0.87%	0.00%	0.00%
CHI at Crumlin	5.07%	0.69%	5.76%	0.59%	0.38%	1.10%	0.85%	1.54%	0.20%
CHI at Tallaght	4.23%	0.03%	4.26%	0.00%	0.00%	0.41%	0.00%	0.00%	0.00%
CHI at Temple Street	4.76%	0.87%	5.63%	0.00%	0.85%	2.11%	1.01%	0.00%	1.62%
CHI Corporate	3.98%	0.00%	3.98%	0.00%	0.00%	0.00%	0.00%		
CHI Programme	2.13%	0.00%	2.13%	0.00%	0.00%	0.00%	0.00%	0.00%	
Children's Health Ireland	4.88%	0.65%	5.53%	0.29%	0.47%	1.31%	0.68%	1.03%	0.59%
Coombe Women & Infants University Hospital	3.96%	0.21%	4.16%	0.00%	0.21%	0.05%	0.33%	0.14%	0.63%
DMHG HQ	1.05%	0.00%	1.05%		0.00%	0.00%	0.00%		
MRH Mullingar	8.01%	0.23%	8.23%	0.00%	0.30%	0.33%	0.30%	0.00%	0.23%
MRH Portlaoise	6.67%	0.36%	7.03%	0.00%	0.56%	0.00%	0.72%	0.00%	0.24%
MRH Tullamore	7.79%	0.81%	8.59%	0.15%	0.82%	0.26%	0.11%	2.02%	1.75%
Naas General	5.76%	0.51%	6.27%	0.26%	0.45%	0.48%	0.75%	1.59%	0.41%
St. James's	4.87%	0.24%	5.10%	0.11%	0.31%	0.20%	0.19%	0.29%	0.19%
St. Luke's Rathgar	4.85%	0.65%	5.50%	0.00%	2.28%	0.19%	0.14%	1.60%	1.16%
Tallaght University Hospital	4.67%	0.60%	5.27%	0.02%	0.67%	0.51%	0.90%	0.80%	0.70%
Dublin Midlands Hospital Group	5.41%	0.42%	5.82%	0.07%	0.51%	0.29%	0.44%	0.61%	0.55%
IEHG Bank	3.55%	0.00%	3.55%		0.00%	0.00%			0.00%
IEHG HQ	3.70%	0.00%	3.70%		0.00%	0.00%	0.00%		
Lourdes Orthopaedic Kildare	5.64%	0.00%	5.64%	0.00%	0.00%		0.00%	0.00%	
National Maternity	4.51%	0.22%	4.73%	0.00%	0.33%	0.21%	0.26%	0.15%	0.00%
National Rehabilitation Hospital	5.14%	0.41%	5.55%	0.00%	0.76%	0.14%	0.50%	0.00%	0.55%
Royal Victoria Eye and Ear	4.35%	0.25%	4.60%	0.00%	0.60%	0.00%	0.11%	0.00%	0.00%
South Tipperary General	6.11%	0.48%	6.59%	0.03%	0.34%	0.69%	0.21%	0.71%	1.72%
St. Columille's	6.43%	0.53%	6.97%	0.96%	0.92%	0.12%	0.00%	0.56%	0.31%
St Luke's General Kilkenny	5.47%	0.58%	6.05%	0.00%	0.33%	0.32%	0.33%	2.28%	0.67%
St. Michael's	3.75%	0.59%	4.34%	0.00%	1.33%	0.00%	0.00%	0.00%	0.43%
St. Vincent's University	2.91%	0.09%	3.00%	0.03%	0.09%	0.09%	0.20%	0.05%	0.00%
UH Waterford	4.70%	0.23%	4.92%	0.11%	0.35%	0.21%	0.15%	0.05%	0.32%
Wexford General	5.69%	0.57%	6.26%	0.00%	0.75%	0.30%	0.25%	1.11%	0.28%
Ireland East Hospital Group	4.47%	0.30%	4.77%	0.06%	0.38%	0.19%	0.19%	0.52%	0.43%
Beaumont	4.08%	0.24%	4.31%	0.00%	0.18%	0.44%	0.34%	0.47%	0.14%
Cappagh National Orthopaedic	3.88%	0.36%	4.24%	0.00%	0.43%	0.00%	0.60%	0.33%	0.52%
Cavan General	7.31%	0.62%	7.93%	0.17%	0.62%	0.18%	0.21%	1.05%	1.58%
Connolly	4.33%	0.20%	4.53%	0.00%	0.27%	0.21%	0.33%	0.25%	0.09%
Louth County	6.45%	0.93%	7.38%	0.00%	1.34%	0.00%	0.00%	0.00%	2.79%
Mater Misericordiae University	3.72%	0.17%	3.90%	0.05%	0.16%	0.15%	0.20%	0.15%	0.54%
Monaghan	4.61%	0.55%	5.15%		0.48%	0.63%	0.00%	0.00%	0.85%
Our Lady of Lourdes	5.88%	0.26%	6.15%	0.04%	0.34%	0.04%	0.34%	0.34%	0.48%
Our Lady's Navan	5.75%	0.09%	5.84%	0.00%	0.00%	0.24%	0.28%	0.32%	0.02%

RCSI HQ	0.54%	0.00%	0.54%	0.00%	0.00%	0.00%	0.00%		
Rotunda	4.53%	0.05%	4.58%	0.00%	0.02%	0.24%	0.00%	0.16%	0.00%
RCSI Hospitals Group	4.60%	0.25%	4.84%	0.03%	0.25%	0.24%	0.26%	0.35%	0.50%
Galway University	6.09%	0.56%	6.64%	0.00%	1.33%	0.32%	0.27%	0.27%	0.44%
Galway University Hospitals	5.38%	0.34%	5.72%	0.00%	0.38%	0.39%	0.42%	0.49%	0.86%
Letterkenny University	7.02%	0.62%	7.64%	0.41%	0.73%	0.55%	0.54%	0.35%	0.90%
Mayo University Hospital	8.58%	0.34%	8.92%	0.11%	0.47%	0.53%	0.22%	0.00%	0.28%
Portlucula University	7.69%	0.30%	7.99%	0.23%	0.46%	0.05%	0.04%	0.28%	0.30%
Roscommon University Hospital	6.68%	1.09%	7.76%	0.00%	1.67%	0.00%	1.22%	0.54%	1.04%
Saolta HG HQ	1.41%	0.12%	1.53%	0.00%	0.00%	0.00%	0.15%		
Sligo University	6.92%	0.47%	7.39%	0.00%	0.56%	0.30%	0.32%	0.91%	0.69%
Saolta University Hospital Care Group	6.54%	0.44%	6.98%	0.08%	0.57%	0.38%	0.38%	0.50%	0.69%
Bantry General	8.69%	0.07%	8.76%	0.00%	0.04%	0.00%	0.00%	0.00%	0.21%
Cork University	5.93%	0.34%	6.27%	0.00%	0.39%	0.13%	0.66%	0.17%	1.45%
Mallow General	5.67%	1.15%	6.82%	0.00%	0.80%	0.00%	0.00%	0.23%	4.47%
Mercy University	5.69%	0.08%	5.77%	0.21%	0.00%	0.00%	0.18%	0.00%	0.16%
South Infirmary Victoria University	3.91%	0.11%	4.02%	0.16%	0.14%	0.00%	0.16%	0.00%	0.00%
SSWHG HQ	2.19%	0.00%	2.19%		0.00%	0.00%	0.00%		
UH Kerry	6.91%	0.30%	7.22%	0.32%	0.40%	0.10%	0.13%	0.00%	0.82%
South/South West Hospital Group	5.89%	0.29%	6.18%	0.08%	0.32%	0.09%	0.32%	0.11%	1.10%
Croom Orthopaedic	9.38%	0.40%	9.78%	0.00%	0.33%	0.00%	0.40%	0.00%	0.90%
Ennis	8.34%	0.70%	9.04%	0.00%	1.39%	0.00%	0.00%	0.50%	0.00%
Nenagh	7.86%	0.92%	8.78%	0.00%	1.28%	2.42%	0.69%	0.25%	0.44%
St. John's Limerick	5.05%	1.60%	6.64%	0.00%	1.44%	0.00%	0.00%	8.64%	0.00%
UH Limerick	6.34%	0.45%	6.79%	0.02%	0.33%	0.23%	0.63%	1.21%	0.43%
ULHG HQ	2.58%	0.00%	2.58%		0.00%		0.00%		
UMH Limerick	9.63%	0.10%	9.73%	0.00%	0.19%	0.00%	0.00%	0.00%	0.00%
University of Limerick Hospital Group	6.81%	0.55%	7.37%	0.01%	0.54%	0.30%	0.49%	1.47%	0.41%
Other Acute Services	5.10%	0.00%	5.10%		0.00%	0.00%	0.00%		
Other Acute Services	5.10%	0.00%	5.10%		0.00%	0.00%	0.00%		
Acute Services	5.37%	0.37%	5.74%	0.07%	0.41%	0.33%	0.36%	0.55%	0.59%

October 2024

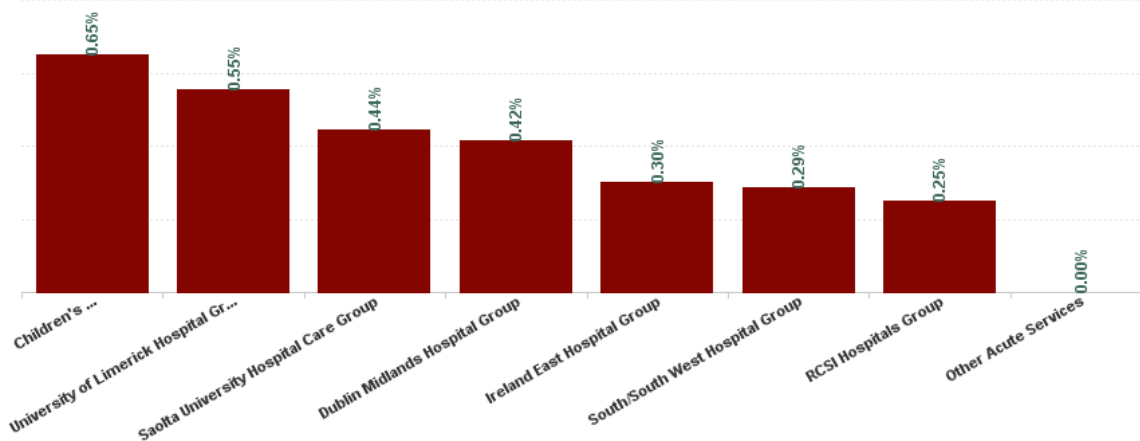
Health Service Absence Rate - by HG, CHO/Care Group & Staff Category: Oct 2024	Certified absence	Self-certified absence	Non Covid-19 absence	Covid-19 Absence	Total absence rate	Medical & Dental	Nursing & Midwifery	Health & Social Care Professionals	Management & Administrative	General Support	Patient & Client Care
Total	4.72%	0.65%	5.37%	0.37%	5.74%	1.63%	6.26%	4.96%	5.78%	8.30%	8.96%
Section 38 Hospitals	4.32%	0.55%	4.88%	0.65%	5.53%	1.36%	6.31%	6.79%	4.83%	8.94%	9.18%
Children's Health Ireland	4.32%	0.55%	4.88%	0.65%	5.53%	1.36%	6.31%	6.79%	4.83%	8.94%	9.18%
Health Service Executive	6.03%	0.74%	6.77%	0.51%	7.28%	1.83%	7.74%	5.44%	6.63%	9.52%	12.56%
Section 38 Hospitals	3.93%	0.76%	4.70%	0.37%	5.06%	1.50%	5.69%	4.52%	5.84%	6.19%	6.49%
Dublin Midlands Hospital Group	4.65%	0.76%	5.41%	0.42%	5.82%	1.62%	6.33%	4.86%	6.09%	7.00%	9.44%
Health Service Executive	4.76%	0.60%	5.36%	0.41%	5.77%	1.51%	5.59%	6.36%	6.01%	9.59%	8.25%
Section 38 Hospitals	3.03%	0.49%	3.52%	0.18%	3.70%	1.46%	4.13%	2.76%	4.07%	4.27%	5.98%
Ireland East Hospital Group	3.93%	0.55%	4.47%	0.30%	4.77%	1.49%	4.90%	4.39%	5.03%	7.14%	7.24%
Health Service Executive	4.97%	0.73%	5.70%	0.34%	6.04%	1.75%	6.60%	4.30%	6.60%	8.16%	9.27%
Section 38 Hospitals	3.40%	0.57%	3.97%	0.20%	4.17%	1.55%	4.14%	3.40%	4.19%	7.80%	6.49%
RCSI Hospitals Group	3.97%	0.63%	4.60%	0.25%	4.84%	1.62%	5.03%	3.70%	5.01%	7.92%	7.78%
Health Service Executive	5.89%	0.65%	6.54%	0.44%	6.98%	1.95%	8.00%	6.62%	6.69%	9.90%	10.13%
Saolta University Hospital Care Group	5.89%	0.65%	6.54%	0.44%	6.98%	1.95%	8.00%	6.62%	6.69%	9.90%	10.13%
Health Service Executive	5.44%	0.75%	6.18%	0.35%	6.53%	1.62%	7.58%	5.82%	6.14%	7.96%	11.77%
Section 38 Hospitals	4.19%	0.79%	4.98%	0.09%	5.07%	1.95%	6.14%	3.77%	5.02%	4.06%	7.86%
South/South West Hospital Group	5.13%	0.76%	5.89%	0.29%	6.18%	1.69%	7.24%	5.31%	5.73%	7.27%	10.68%
Health Service Executive	6.31%	0.65%	6.97%	0.46%	7.43%	1.37%	7.76%	4.79%	8.47%	11.73%	9.88%
Section 38 Hospitals	4.58%	0.46%	5.05%	1.60%	6.64%	0.53%	6.95%	5.23%	6.04%	15.47%	3.47%
University of Limerick Hospital Group	6.17%	0.64%	6.81%	0.55%	7.37%	1.33%	7.69%	4.82%	8.22%	11.98%	9.22%
Other Acute Services	4.85%	0.25%	5.10%	0.00%	5.10%		13.68%	0.13%	5.11%		
Acute Services	4.72%	0.65%	5.37%	0.37%	5.74%	1.63%	6.26%	4.96%	5.78%	8.30%	8.96%



October 2024

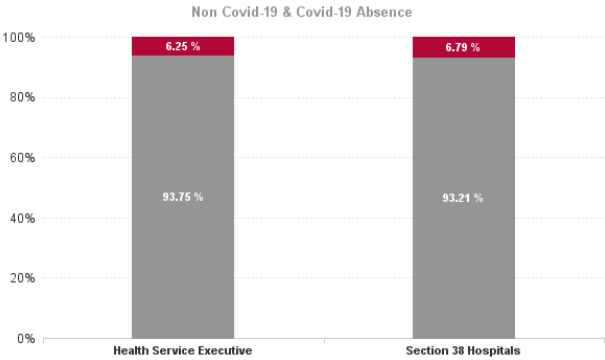
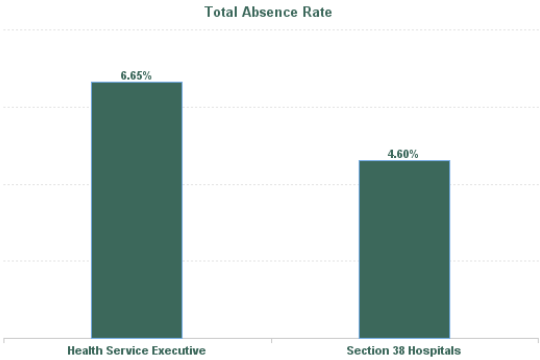
Health Service Covid 19 Absence Rate - by Hospital & Staff Category: Oct 2024	Non Covid-19 absence	Covid-19 Absence	Total absence rate	Medical & Dental	Nursing & Midwifery	Health & Social Care Professionals	Management & Administrative	General Support	Patient & Client Care
Acute	5.37%	0.37%	5.74%	0.07%	0.41%	0.33%	0.36%	0.55%	0.59%
Section 38 Hospitals	4.88%	0.65%	5.53%	0.29%	0.47%	1.31%	0.68%	1.03%	0.59%
Children's Health Ireland	4.88%	0.65%	5.53%	0.29%	0.47%	1.31%	0.68%	1.03%	0.59%
Health Service Executive	6.77%	0.51%	7.28%	0.08%	0.66%	0.26%	0.35%	1.19%	0.73%
Section 38 Hospitals	4.70%	0.37%	5.06%	0.07%	0.44%	0.31%	0.48%	0.42%	0.39%
Dublin Midlands Hospital Group	5.41%	0.42%	5.82%	0.07%	0.51%	0.29%	0.44%	0.61%	0.55%
Health Service Executive	5.36%	0.41%	5.77%	0.09%	0.44%	0.29%	0.18%	0.91%	0.65%
Section 38 Hospitals	3.52%	0.18%	3.70%	0.02%	0.31%	0.11%	0.21%	0.06%	0.15%
Ireland East Hospital Group	4.47%	0.30%	4.77%	0.06%	0.38%	0.19%	0.19%	0.52%	0.43%
Health Service Executive	5.70%	0.34%	6.04%	0.05%	0.40%	0.16%	0.26%	0.40%	0.72%
Section 38 Hospitals	3.97%	0.20%	4.17%	0.02%	0.17%	0.27%	0.26%	0.33%	0.31%
RCSI Hospitals Group	4.60%	0.25%	4.84%	0.03%	0.25%	0.24%	0.26%	0.35%	0.50%
Health Service Executive	6.54%	0.44%	6.98%	0.08%	0.57%	0.38%	0.38%	0.50%	0.69%
Saolta University Hospital Care Group	6.54%	0.44%	6.98%	0.08%	0.57%	0.38%	0.38%	0.50%	0.69%
Health Service Executive	6.18%	0.35%	6.53%	0.06%	0.40%	0.12%	0.41%	0.13%	1.48%
Section 38 Hospitals	4.98%	0.09%	5.07%	0.19%	0.06%	0.00%	0.17%	0.00%	0.13%
South/South West Hospital Group	5.89%	0.29%	6.18%	0.08%	0.32%	0.09%	0.32%	0.11%	1.10%
Health Service Executive	6.97%	0.46%	7.43%	0.01%	0.45%	0.33%	0.54%	0.95%	0.46%
Section 38 Hospitals	5.05%	1.60%	6.64%	0.00%	1.44%	0.00%	0.00%	8.64%	0.00%
University of Limerick Hospital Group	6.81%	0.55%	7.37%	0.01%	0.54%	0.30%	0.49%	1.47%	0.41%
Health Service Executive	5.10%	0.00%	5.10%		0.00%	0.00%	0.00%		
Other Acute Services	5.10%	0.00%	5.10%		0.00%	0.00%	0.00%		
Acute Services	5.37%	0.37%	5.74%	0.07%	0.41%	0.33%	0.36%	0.55%	0.59%

Covid 19 Absence Rate



October 2024

Health Service Absence Rate - by Admin - Oct 2024	Certified absence	Self-certified absence	Non Covid-19 absence	Covid-19 Absence	Total absence rate	Medical & Dental	Nursing & Midwifery	Health & Social Care Professionals	Management & Administrative	General Support	Patient & Client Care
Total	4.72%	0.65%	5.37%	0.37%	5.74%	1.63%	6.26%	4.96%	5.78%	8.30%	8.96%
Health Service Executive	5.56%	0.68%	6.24%	0.42%	6.65%	1.72%	7.26%	5.72%	6.69%	9.51%	10.38%
Section 38 Hospitals	3.67%	0.62%	4.29%	0.31%	4.60%	1.51%	5.02%	4.15%	4.80%	6.54%	6.66%



Health Service Absence Rate - by Staff Category: Oct 2024	Certified absence	Self-certified absence	Non Covid-19 absence	Covid-19 Absence	Total absence rate	% Non Covid-19 absence	% Covid-19 absence
CHI	4.32%	0.55%	4.88%	0.65%	5.53%	88.24%	11.76%
Medical & Dental	0.94%	0.13%	1.07%	0.29%	1.36%	78.65%	21.35%
Nursing & Midwifery	4.94%	0.90%	5.83%	0.47%	6.31%	92.47%	7.53%
Health & Social Care Professionals	5.20%	0.29%	5.48%	1.31%	6.79%	80.77%	19.23%
Management & Administrative	3.81%	0.33%	4.15%	0.68%	4.83%	85.84%	14.16%
General Support	7.01%	0.90%	7.91%	1.03%	8.94%	88.51%	11.49%
Patient & Client Care	7.81%	0.78%	8.59%	0.59%	9.18%	93.59%	6.41%

Health Service Absence Rate - by Staff Category: Oct 2024	Certified absence	Self-certified absence	Non Covid-19 absence	Covid-19 Absence	Total absence rate	% Non Covid-19 absence	% Covid-19 absence
DMHG	4.65%	0.76%	5.41%	0.42%	5.82%	92.86%	7.14%
Medical & Dental	1.16%	0.38%	1.54%	0.07%	1.62%	95.48%	4.52%
Nursing & Midwifery	4.79%	1.04%	5.82%	0.51%	6.33%	92.02%	7.98%
Health & Social Care Professionals	4.02%	0.55%	4.57%	0.29%	4.86%	94.03%	5.97%
Management & Administrative	5.11%	0.54%	5.65%	0.44%	6.09%	92.74%	7.26%
General Support	5.53%	0.86%	6.39%	0.61%	7.00%	91.29%	8.71%
Patient & Client Care	8.12%	0.76%	8.89%	0.55%	9.44%	94.15%	5.85%

Health Service Absence Rate - by Staff Category: Oct 2024	Certified absence	Self-certified absence	Non Covid-19 absence	Covid-19 Absence	Total absence rate	% Non Covid-19 absence	% Covid-19 absence
IEHG	3.93%	0.55%	4.47%	0.30%	4.77%	93.70%	6.30%
Medical & Dental	1.09%	0.33%	1.43%	0.06%	1.49%	96.06%	3.94%
Nursing & Midwifery	3.83%	0.69%	4.52%	0.38%	4.90%	92.29%	7.71%
Health & Social Care Professionals	3.73%	0.46%	4.19%	0.19%	4.39%	95.64%	4.36%
Management & Administrative	4.47%	0.36%	4.83%	0.19%	5.03%	96.13%	3.87%
General Support	6.11%	0.51%	6.62%	0.52%	7.14%	92.73%	7.27%
Patient & Client Care	6.02%	0.79%	6.81%	0.43%	7.24%	94.12%	5.88%

Health Service Absence Rate - by Staff Category: Oct 2024	Certified absence	Self-certified absence	Non Covid-19 absence	Covid-19 Absence	Total absence rate	% Non Covid-19 absence	% Covid-19 absence
RCSI	3.97%	0.63%	4.60%	0.25%	4.84%	94.89%	5.11%
Medical & Dental	1.27%	0.32%	1.59%	0.03%	1.62%	98.15%	1.85%
Nursing & Midwifery	4.01%	0.78%	4.78%	0.25%	5.03%	95.03%	4.97%
Health & Social Care Professionals	3.00%	0.46%	3.46%	0.24%	3.70%	93.58%	6.42%
Management & Administrative	4.19%	0.55%	4.75%	0.26%	5.01%	94.81%	5.19%
General Support	6.84%	0.73%	7.57%	0.35%	7.92%	95.56%	4.44%
Patient & Client Care	6.52%	0.76%	7.28%	0.50%	7.78%	93.54%	6.46%

Health Service Absence Rate - by Staff Category: Oct 2024	Certified absence	Self-certified absence	Non Covid-19 absence	Covid-19 Absence	Total absence rate	% Non Covid-19 absence	% Covid-19 absence
Saolta	5.89%	0.65%	6.54%	0.44%	6.98%	93.65%	6.35%
Medical & Dental	1.60%	0.28%	1.87%	0.08%	1.95%	95.81%	4.19%
Nursing & Midwifery	6.54%	0.89%	7.43%	0.57%	8.00%	92.82%	7.18%
Health & Social Care Professionals	5.60%	0.64%	6.24%	0.38%	6.62%	94.30%	5.70%
Management & Administrative	5.74%	0.56%	6.30%	0.38%	6.69%	94.25%	5.75%
General Support	8.91%	0.49%	9.39%	0.50%	9.90%	94.93%	5.07%
Patient & Client Care	8.75%	0.69%	9.44%	0.69%	10.13%	93.19%	6.81%

Health Service Absence Rate - by Staff Category: Oct 2024	Certified absence	Self-certified absence	Non Covid-19 absence	Covid-19 Absence	Total absence rate	% Non Covid-19 absence	% Covid-19 absence
SSWHG	5.13%	0.76%	5.89%	0.29%	6.18%	95.34%	4.66%
Medical & Dental	1.45%	0.16%	1.60%	0.08%	1.69%	95.09%	4.91%
Nursing & Midwifery	5.81%	1.11%	6.93%	0.32%	7.24%	95.62%	4.38%
Health & Social Care Professionals	4.72%	0.51%	5.22%	0.09%	5.31%	98.30%	1.70%
Management & Administrative	4.88%	0.52%	5.40%	0.32%	5.73%	94.34%	5.66%
General Support	6.55%	0.62%	7.17%	0.11%	7.27%	98.53%	1.47%
Patient & Client Care	8.40%	1.18%	9.58%	1.10%	10.68%	89.68%	10.32%

Health Service Absence Rate - by Staff Category: Oct 2024	Certified absence	Self-certified absence	Non Covid-19 absence	Covid-19 Absence	Total absence rate	% Non Covid-19 absence	% Covid-19 absence
ULHG	6.17%	0.64%	6.81%	0.55%	7.37%	92.47%	7.53%
Medical & Dental	0.94%	0.37%	1.31%	0.01%	1.33%	98.97%	1.03%
Nursing & Midwifery	6.38%	0.77%	7.15%	0.54%	7.69%	93.04%	6.96%
Health & Social Care Professionals	4.05%	0.47%	4.52%	0.30%	4.82%	93.70%	6.30%
Management & Administrative	7.17%	0.56%	7.73%	0.49%	8.22%	94.08%	5.92%
General Support	9.82%	0.69%	10.51%	1.47%	11.98%	87.71%	12.29%
Patient & Client Care	8.08%	0.73%	8.81%	0.41%	9.22%	95.52%	4.48%

Health Service Absence Rate - by Staff Category: Oct 2024	Certified absence	Self-certified absence	Non Covid-19 absence	Covid-19 Absence	Total absence rate	% Non Covid-19 absence	% Covid-19 absence
Other Acute	4.85%	0.25%	5.10%	0.00%	5.10%	100.00%	0.00%
Medical & Dental							
Nursing & Midwifery	13.68%	0.00%	13.68%	0.00%	13.68%	100.00%	0.00%
Health & Social Care Professionals	0.00%	0.13%	0.13%	0.00%	0.13%	100.00%	0.00%
Management & Administrative	4.78%	0.33%	5.11%	0.00%	5.11%	100.00%	0.00%
General Support							
Patient & Client Care							

Health Service Absence Rate - by Staff Category: Oct 2024	Certified absence	Self-certified absence	Non Covid-19 absence	Covid-19 Absence	Total absence rate	% Non Covid-19 absence	% Covid-19 absence
Beaumont Hospital	3.55%	0.52%	4.08%	0.24%	4.31%	94.54%	5.46%
Medical & Dental	1.26%	0.31%	1.57%	0.00%	1.57%	100.00%	0.00%
Nursing & Midwifery	3.30%	0.56%	3.86%	0.18%	4.04%	95.50%	4.50%
Health & Social Care Professionals	2.62%	0.36%	2.98%	0.44%	3.42%	87.15%	12.85%
Management & Administrative	3.59%	0.41%	4.00%	0.34%	4.34%	92.23%	7.77%
General Support	6.37%	0.71%	7.08%	0.47%	7.56%	93.72%	6.28%
Patient & Client Care	6.62%	0.96%	7.57%	0.14%	7.72%	98.16%	1.84%

Health Service Absence Rate - by Staff Category: Oct 2024	Certified absence	Self-certified absence	Non Covid-19 absence	Covid-19 Absence	Total absence rate	% Non Covid-19 absence	% Covid-19 absence
Cappagh National Orthopaedic H	3.39%	0.49%	3.88%	0.36%	4.24%	91.45%	8.55%
Medical & Dental	0.70%	0.52%	1.22%	0.00%	1.22%	100.00%	0.00%
Nursing & Midwifery	3.95%	0.39%	4.33%	0.43%	4.76%	91.00%	9.00%
Health & Social Care Professionals	2.97%	0.66%	3.63%	0.00%	3.63%	100.00%	0.00%
Management & Administrative	2.77%	0.38%	3.15%	0.60%	3.75%	84.02%	15.98%
General Support	2.49%	0.64%	3.13%	0.33%	3.45%	90.51%	9.49%
Patient & Client Care	5.63%	0.63%	6.25%	0.52%	6.78%	92.27%	7.73%

Health Service Absence Rate - by Staff Category: Oct 2024	Certified absence	Self- certified absence	Non Covid-19 absence	Covid-19 Absence	Total absence rate	% Non Covid-19 absence	% Covid-19 absence
CHI at Connolly	7.72%	0.34%	8.05%	0.18%	8.23%	97.86%	2.14%
Medical & Dental	0.00%	0.00%	0.00%	0.00%	0.00%		
Nursing & Midwifery	10.00%	0.66%	10.66%	0.00%	10.66%	100.00%	0.00%
Health & Social Care Professionals	9.21%	0.00%	9.21%	0.00%	9.21%	100.00%	0.00%
Management & Administrative	4.77%	0.35%	5.11%	0.87%	5.98%	85.52%	14.48%
General Support	0.00%	2.22%	2.22%	0.00%	2.22%	100.00%	0.00%
Patient & Client Care	14.04%	0.00%	14.04%	0.00%	14.04%	100.00%	0.00%

Health Service Absence Rate - by Staff Category: Oct 2024	Certified absence	Self- certified absence	Non Covid-19 absence	Covid-19 Absence	Total absence rate	% Non Covid-19 absence	% Covid-19 absence
CHI at Crumlin	4.42%	0.65%	5.07%	0.69%	5.76%	88.09%	11.91%
Medical & Dental	1.10%	0.15%	1.26%	0.59%	1.84%	68.07%	31.93%
Nursing & Midwifery	4.80%	1.01%	5.80%	0.38%	6.18%	93.93%	6.07%
Health & Social Care Professionals	4.79%	0.33%	5.12%	1.10%	6.23%	82.26%	17.74%
Management & Administrative	4.42%	0.43%	4.85%	0.85%	5.69%	85.15%	14.85%
General Support	7.11%	1.06%	8.17%	1.54%	9.71%	84.12%	15.88%
Patient & Client Care	6.73%	0.73%	7.47%	0.20%	7.67%	97.36%	2.64%

Health Service Absence Rate - by Staff Category: Oct 2024	Certified absence	Self- certified absence	Non Covid-19 absence	Covid-19 Absence	Total absence rate	% Non Covid-19 absence	% Covid-19 absence
CHI at Tallaght	3.72%	0.51%	4.23%	0.03%	4.26%	99.29%	0.71%
Medical & Dental	0.53%	0.33%	0.86%	0.00%	0.86%	100.00%	0.00%
Nursing & Midwifery	4.99%	0.56%	5.55%	0.00%	5.55%	100.00%	0.00%
Health & Social Care Professionals	4.03%	0.17%	4.19%	0.41%	4.60%	91.06%	8.94%
Management & Administrative	4.21%	0.74%	4.95%	0.00%	4.95%	100.00%	0.00%
General Support	22.24%	0.00%	22.24%	0.00%	22.24%	100.00%	0.00%
Patient & Client Care	3.91%	0.93%	4.83%	0.00%	4.83%	100.00%	0.00%

Health Service Absence Rate - by Staff Category: Oct 2024	Certified absence	Self- certified absence	Non Covid-19 absence	Covid-19 Absence	Total absence rate	% Non Covid-19 absence	% Covid-19 absence
CHI at Temple Street	4.27%	0.48%	4.76%	0.87%	5.63%	84.48%	15.52%
Medical & Dental	0.91%	0.06%	0.96%	0.00%	0.96%	100.00%	0.00%
Nursing & Midwifery	4.86%	0.84%	5.70%	0.85%	6.55%	87.06%	12.94%
Health & Social Care Professionals	5.53%	0.28%	5.81%	2.11%	7.92%	73.39%	26.61%
Management & Administrative	3.62%	0.26%	3.88%	1.01%	4.89%	79.39%	20.61%
General Support	7.12%	0.58%	7.70%	0.00%	7.70%	100.00%	0.00%
Patient & Client Care	9.84%	0.96%	10.80%	1.62%	12.42%	86.98%	13.02%

Health Service Absence Rate - by Staff Category: Oct 2024	Certified absence	Self- certified absence	Non Covid-19 absence	Covid-19 Absence	Total absence rate	% Non Covid-19 absence	% Covid-19 absence
CHI Corporate	3.79%	0.19%	3.98%	0.00%	3.98%	100.00%	0.00%
Medical & Dental	0.00%	0.00%	0.00%	0.00%	0.00%		
Nursing & Midwifery	0.00%	0.00%	0.00%	0.00%	0.00%		
Health & Social Care Professionals	0.00%	0.00%	0.00%	0.00%	0.00%		
Management & Administrative	4.54%	0.23%	4.76%	0.00%	4.76%	100.00%	0.00%
General Support							
Patient & Client Care							

Health Service Absence Rate - by Staff Category: Oct 2024	Certified absence	Self- certified absence	Non Covid-19 absence	Covid-19 Absence	Total absence rate	% Non Covid-19 absence	% Covid-19 absence
CHI Programme	2.01%	0.12%	2.13%	0.00%	2.13%	100.00%	0.00%
Medical & Dental	0.00%	0.00%	0.00%	0.00%	0.00%		
Nursing & Midwifery	0.00%	0.39%	0.39%	0.00%	0.39%	100.00%	0.00%
Health & Social Care Professionals	6.24%	0.00%	6.24%	0.00%	6.24%	100.00%	0.00%
Management & Administrative	1.87%	0.11%	1.98%	0.00%	1.98%	100.00%	0.00%
General Support	0.00%	0.00%	0.00%	0.00%	0.00%		
Patient & Client Care							

Health Service Absence Rate - by Staff Category: Oct 2024	Certified absence	Self- certified absence	Non Covid-19 absence	Covid-19 Absence	Total absence rate	% Non Covid-19 absence	% Covid-19 absence
Coombe Women & Infants Univer	2.95%	1.00%	3.96%	0.21%	4.16%	95.06%	4.94%
Medical & Dental	0.00%	0.71%	0.71%	0.00%	0.71%	100.00%	0.00%
Nursing & Midwifery	3.19%	1.02%	4.21%	0.21%	4.42%	95.25%	4.75%
Health & Social Care Professionals	4.57%	0.44%	5.01%	0.05%	5.06%	99.02%	0.98%
Management & Administrative	2.10%	0.93%	3.03%	0.33%	3.36%	90.13%	9.87%
General Support	4.76%	1.57%	6.33%	0.14%	6.48%	97.80%	2.20%
Patient & Client Care	3.25%	1.25%	4.50%	0.63%	5.13%	87.65%	12.35%

Health Service Absence Rate - by Staff Category: Oct 2024	Certified absence	Self- certified absence	Non Covid-19 absence	Covid-19 Absence	Total absence rate	% Non Covid-19 absence	% Covid-19 absence
Mater Misericordiae University Ho	3.16%	0.56%	3.72%	0.17%	3.90%	95.58%	4.42%
Medical & Dental	1.42%	0.14%	1.57%	0.05%	1.61%	96.99%	3.01%
Nursing & Midwifery	3.19%	0.75%	3.95%	0.16%	4.11%	96.03%	3.97%
Health & Social Care Professionals	2.82%	0.46%	3.28%	0.15%	3.43%	95.73%	4.27%
Management & Administrative	3.23%	0.62%	3.85%	0.20%	4.05%	95.17%	4.83%
General Support	7.50%	0.52%	8.02%	0.15%	8.18%	98.14%	1.86%
Patient & Client Care	3.39%	0.60%	3.99%	0.54%	4.53%	88.06%	11.94%

Health Service Absence Rate - by Staff Category: Oct 2024	Certified absence	Self- certified absence	Non Covid-19 absence	Covid-19 Absence	Total absence rate	% Non Covid-19 absence	% Covid-19 absence
Mercy University Hospital	4.74%	0.95%	5.69%	0.08%	5.77%	98.64%	1.36%
Medical & Dental	0.33%	0.26%	0.59%	0.21%	0.80%	73.89%	26.11%
Nursing & Midwifery	5.96%	1.28%	7.24%	0.00%	7.24%	100.00%	0.00%
Health & Social Care Professionals	4.17%	0.34%	4.51%	0.00%	4.51%	100.00%	0.00%
Management & Administrative	5.62%	0.42%	6.04%	0.18%	6.22%	97.09%	2.91%
General Support	4.32%	0.56%	4.88%	0.00%	4.88%	100.00%	0.00%
Patient & Client Care	5.69%	2.27%	7.96%	0.16%	8.12%	98.08%	1.92%

Health Service Absence Rate - by Staff Category: Oct 2024	Certified absence	Self- certified absence	Non Covid-19 absence	Covid-19 Absence	Total absence rate	% Non Covid-19 absence	% Covid-19 absence
National Maternity Hospital	4.15%	0.36%	4.51%	0.22%	4.73%	95.32%	4.68%
Medical & Dental	1.46%	0.13%	1.59%	0.00%	1.59%	100.00%	0.00%
Nursing & Midwifery	4.27%	0.48%	4.75%	0.33%	5.08%	93.48%	6.52%
Health & Social Care Professionals	1.09%	0.11%	1.20%	0.21%	1.41%	84.94%	15.06%
Management & Administrative	5.25%	0.06%	5.31%	0.26%	5.57%	95.34%	4.66%
General Support	5.59%	0.47%	6.06%	0.15%	6.21%	97.66%	2.34%
Patient & Client Care	7.27%	0.92%	8.19%	0.00%	8.19%	100.00%	0.00%

Health Service Absence Rate - by Staff Category: Oct 2024	Certified absence	Self- certified absence	Non Covid-19 absence	Covid-19 Absence	Total absence rate	% Non Covid-19 absence	% Covid-19 absence
National Rehabilitation Hospital	4.10%	1.04%	5.14%	0.41%	5.55%	92.56%	7.44%
Medical & Dental	0.74%	2.47%	3.21%	0.00%	3.21%	100.00%	0.00%
Nursing & Midwifery	5.27%	1.48%	6.74%	0.76%	7.50%	89.93%	10.07%
Health & Social Care Professionals	3.19%	0.70%	3.89%	0.14%	4.03%	96.56%	3.44%
Management & Administrative	3.09%	0.82%	3.91%	0.50%	4.41%	88.62%	11.38%
General Support	3.25%	0.31%	3.56%	0.00%	3.56%	100.00%	0.00%
Patient & Client Care	5.75%	1.25%	7.01%	0.55%	7.56%	92.70%	7.30%

Health Service Absence Rate - by Staff Category: Oct 2024	Certified absence	Self- certified absence	Non Covid-19 absence	Covid-19 Absence	Total absence rate	% Non Covid-19 absence	% Covid-19 absence
Rotunda Hospital	3.69%	0.84%	4.53%	0.05%	4.58%	98.85%	1.15%
Medical & Dental	0.79%	0.49%	1.28%	0.00%	1.28%	100.00%	0.00%
Nursing & Midwifery	3.41%	0.93%	4.34%	0.02%	4.36%	99.52%	0.48%
Health & Social Care Professionals	2.42%	0.20%	2.62%	0.24%	2.86%	91.55%	8.45%
Management & Administrative	3.78%	0.63%	4.40%	0.00%	4.40%	100.00%	0.00%
General Support	7.17%	1.46%	8.63%	0.16%	8.80%	98.13%	1.87%
Patient & Client Care	6.88%	1.11%	7.99%	0.00%	7.99%	100.00%	0.00%

Health Service Absence Rate - by Staff Category: Oct 2024	Certified absence	Self-certified absence	Non Covid-19 absence	Covid-19 Absence	Total absence rate	% Non Covid-19 absence	% Covid-19 absence
Royal Victoria Eye and Ear Hospital	3.84%	0.52%	4.35%	0.25%	4.60%	94.59%	5.41%
Medical & Dental	3.97%	0.61%	4.57%	0.00%	4.57%	100.00%	0.00%
Nursing & Midwifery	4.29%	0.43%	4.72%	0.60%	5.32%	88.65%	11.35%
Health & Social Care Professionals	0.60%	0.00%	0.60%	0.00%	0.60%	100.00%	0.00%
Management & Administrative	3.35%	0.33%	3.68%	0.11%	3.79%	97.10%	2.90%
General Support	4.94%	1.23%	6.17%	0.00%	6.17%	100.00%	0.00%
Patient & Client Care	2.95%	0.81%	3.76%	0.00%	3.76%	100.00%	0.00%

Health Service Absence Rate - by Staff Category: Oct 2024	Certified absence	Self-certified absence	Non Covid-19 absence	Covid-19 Absence	Total absence rate	% Non Covid-19 absence	% Covid-19 absence
South Infirmary Victoria University	3.34%	0.57%	3.91%	0.11%	4.02%	97.26%	2.74%
Medical & Dental	3.77%	0.35%	4.12%	0.16%	4.28%	96.31%	3.69%
Nursing & Midwifery	3.58%	0.74%	4.33%	0.14%	4.47%	96.87%	3.13%
Health & Social Care Professionals	1.94%	0.37%	2.31%	0.00%	2.31%	100.00%	0.00%
Management & Administrative	3.28%	0.36%	3.64%	0.16%	3.80%	95.69%	4.31%
General Support	2.94%	0.56%	3.51%	0.00%	3.51%	100.00%	0.00%
Patient & Client Care	5.36%	1.26%	6.61%	0.00%	6.61%	100.00%	0.00%

Health Service Absence Rate - by Staff Category: Oct 2024	Certified absence	Self- certified absence	Non Covid-19 absence	Covid-19 Absence	Total absence rate	% Non Covid-19 absence	% Covid-19 absence
St. James's Hospital	4.08%	0.78%	4.87%	0.24%	5.10%	95.39%	4.61%
Medical & Dental	1.25%	0.13%	1.38%	0.11%	1.49%	92.50%	7.50%
Nursing & Midwifery	4.35%	1.20%	5.56%	0.31%	5.87%	94.67%	5.33%
Health & Social Care Professionals	2.67%	0.55%	3.21%	0.20%	3.42%	94.01%	5.99%
Management & Administrative	5.57%	0.52%	6.09%	0.19%	6.28%	96.93%	3.07%
General Support	5.11%	0.81%	5.91%	0.29%	6.20%	95.37%	4.63%
Patient & Client Care	6.21%	0.84%	7.05%	0.19%	7.24%	97.37%	2.63%

Health Service Absence Rate - by Staff Category: Oct 2024	Certified absence	Self- certified absence	Non Covid-19 absence	Covid-19 Absence	Total absence rate	% Non Covid-19 absence	% Covid-19 absence
St. John's Hospital Limerick	4.58%	0.46%	5.05%	1.60%	6.64%	75.96%	24.04%
Medical & Dental	0.53%	0.00%	0.53%	0.00%	0.53%	100.00%	0.00%
Nursing & Midwifery	4.85%	0.66%	5.51%	1.44%	6.95%	79.31%	20.69%
Health & Social Care Professionals	4.93%	0.30%	5.23%	0.00%	5.23%	100.00%	0.00%
Management & Administrative	5.52%	0.53%	6.04%	0.00%	6.04%	100.00%	0.00%
General Support	6.62%	0.21%	6.83%	8.64%	15.47%	44.14%	55.86%
Patient & Client Care	3.04%	0.42%	3.47%	0.00%	3.47%	100.00%	0.00%

Health Service Absence Rate - by Staff Category: Oct 2024	Certified absence	Self- certified absence	Non Covid-19 absence	Covid-19 Absence	Total absence rate	% Non Covid-19 absence	% Covid-19 absence
St. Michael's Hospital	3.27%	0.48%	3.75%	0.59%	4.34%	86.37%	13.63%
Medical & Dental	3.16%	0.14%	3.30%	0.00%	3.30%	100.00%	0.00%
Nursing & Midwifery	4.82%	0.87%	5.70%	1.33%	7.02%	81.09%	18.91%
Health & Social Care Professionals	0.00%	0.00%	0.00%	0.00%	0.00%		
Management & Administrative	0.00%	0.13%	0.13%	0.00%	0.13%	100.00%	0.00%
General Support	8.64%	0.53%	9.17%	0.00%	9.17%	100.00%	0.00%
Patient & Client Care	0.00%	0.22%	0.22%	0.43%	0.65%	33.33%	66.67%

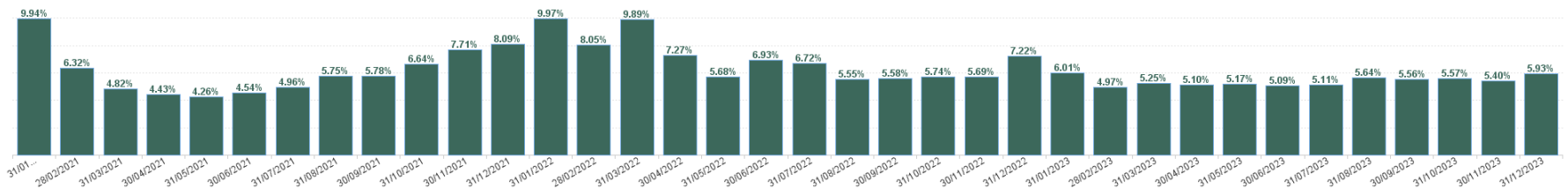
Health Service Absence Rate - by Staff Category: Oct 2024	Certified absence	Self- certified absence	Non Covid-19 absence	Covid-19 Absence	Total absence rate	% Non Covid-19 absence	% Covid-19 absence
St. Vincent's University Hospital	2.48%	0.43%	2.91%	0.09%	3.00%	97.13%	2.87%
Medical & Dental	0.58%	0.28%	0.87%	0.03%	0.90%	96.66%	3.34%
Nursing & Midwifery	2.51%	0.43%	2.94%	0.09%	3.03%	96.92%	3.08%
Health & Social Care Professionals	2.32%	0.53%	2.85%	0.09%	2.94%	96.80%	3.20%
Management & Administrative	3.71%	0.40%	4.11%	0.20%	4.31%	95.47%	4.53%
General Support	2.41%	0.44%	2.85%	0.05%	2.90%	98.28%	1.72%
Patient & Client Care	5.02%	0.71%	5.73%	0.00%	5.73%	100.00%	0.00%

Health Service Absence Rate - by Staff Category: Oct 2024	Certified absence	Self- certified absence	Non Covid-19 absence	Covid-19 Absence	Total absence rate	% Non Covid-19 absence	% Covid-19 absence
Tallaght University Hospital	4.01%	0.66%	4.67%	0.60%	5.27%	88.59%	11.41%
Medical & Dental	1.13%	0.58%	1.70%	0.02%	1.73%	98.80%	1.20%
Nursing & Midwifery	4.33%	0.83%	5.16%	0.67%	5.83%	88.52%	11.48%
Health & Social Care Professionals	5.01%	0.54%	5.55%	0.51%	6.05%	91.60%	8.40%
Management & Administrative	4.70%	0.47%	5.16%	0.90%	6.06%	85.19%	14.81%
General Support	4.57%	0.64%	5.21%	0.80%	6.01%	86.73%	13.27%
Patient & Client Care	4.10%	0.59%	4.69%	0.70%	5.39%	87.00%	13.00%

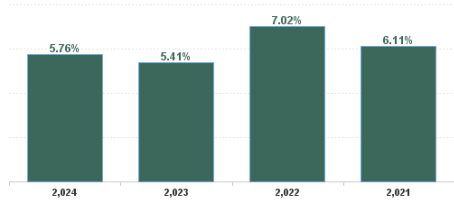
Year / Month	Certified absence	Self-certified absence	Non Covid-19 absence	Covid-19 Absence	Total absence rate	Medical & Dental	Nursing & Midwifery	Health & Social Care Professionals	Management & Administrative	General Support	Patient & Client Care
Oct 2024	4.72%	0.65%	5.37%	0.37%	5.74%	1.63%	6.26%	4.96%	5.78%	8.30%	8.96%
Sep 2024	4.60%	0.79%	5.38%	0.51%	5.90%	1.50%	6.56%	5.29%	5.81%	8.57%	8.80%
Aug 2024	4.69%	0.57%	5.26%	0.63%	5.89%	1.47%	6.44%	5.11%	6.13%	8.37%	9.00%
Jul 2024	4.68%	0.61%	5.29%	0.94%	6.23%	1.26%	6.89%	5.37%	6.42%	8.89%	9.95%
Jun 2024	4.67%	0.69%	5.37%	0.77%	6.14%	1.68%	6.67%	5.18%	6.02%	8.53%	9.41%
May 2024	4.40%	0.66%	5.06%	0.32%	5.38%	1.47%	6.07%	4.43%	5.09%	7.73%	7.86%
Apr 2024	4.35%	0.68%	5.03%	0.22%	5.25%	1.35%	5.89%	4.46%	4.91%	7.56%	7.95%
Mar 2024	4.46%	0.71%	5.17%	0.24%	5.41%	1.55%	6.09%	4.33%	5.22%	7.75%	7.70%
Feb 2024	4.43%	0.72%	5.14%	0.32%	5.46%	1.40%	6.17%	4.40%	5.44%	7.54%	8.14%
Jan 2024	4.75%	0.83%	5.57%	0.63%	6.21%	1.24%	7.03%	5.42%	6.17%	8.64%	9.23%
2024	4.58%	0.69%	5.27%	0.49%	5.76%	1.45%	6.41%	4.90%	5.70%	8.19%	8.69%
Dec 2023	4.40%	0.87%	5.26%	0.66%	5.93%	1.24%	6.81%	5.28%	5.75%	7.60%	8.69%
Nov 2023	4.23%	0.71%	4.94%	0.47%	5.40%	1.27%	6.23%	4.46%	5.14%	7.48%	8.09%
Oct 2023	4.22%	0.79%	5.00%	0.57%	5.57%	1.28%	6.44%	4.30%	5.50%	7.94%	8.16%
Sep 2023	4.16%	0.69%	4.84%	0.72%	5.56%	1.29%	6.54%	4.38%	5.20%	7.59%	8.37%
Aug 2023	4.22%	0.68%	4.90%	0.74%	5.64%	1.23%	6.71%	4.41%	5.07%	7.61%	8.76%
Jul 2023	4.14%	0.62%	4.76%	0.36%	5.11%	1.02%	6.03%	4.04%	4.63%	7.17%	7.67%
Jun 2023	4.16%	0.58%	4.75%	0.34%	5.09%	1.23%	6.00%	3.92%	4.58%	6.86%	7.59%
May 2023	4.06%	0.63%	4.69%	0.47%	5.17%	1.19%	6.19%	4.14%	4.66%	6.69%	7.66%
Apr 2023	3.96%	0.65%	4.61%	0.49%	5.10%	1.16%	6.23%	3.58%	4.56%	6.58%	7.54%
Mar 2023	3.98%	0.74%	4.72%	0.53%	5.25%	1.36%	6.07%	4.19%	4.97%	7.18%	7.81%
Feb 2023	3.87%	0.67%	4.55%	0.43%	4.97%	1.17%	5.89%	4.08%	4.60%	6.77%	6.74%
Jan 2023	4.52%	0.75%	5.27%	0.74%	6.01%	1.26%	7.19%	4.78%	5.58%	7.99%	8.28%
2023	4.16%	0.70%	4.86%	0.55%	5.41%	1.23%	6.37%	4.30%	5.03%	7.30%	7.96%
Dec 2022	4.94%	1.01%	5.96%	1.26%	7.22%	1.79%	8.56%	6.00%	6.95%	9.13%	9.72%
Nov 2022	4.13%	0.83%	4.96%	0.73%	5.69%	1.51%	6.58%	4.37%	5.39%	7.92%	8.23%
Oct 2022	4.21%	0.73%	4.94%	0.80%	5.74%	1.57%	6.48%	4.61%	5.49%	7.99%	8.21%
Sep 2022	4.21%	0.69%	4.90%	0.68%	5.58%	1.31%	6.57%	4.18%	4.94%	7.94%	8.38%
Aug 2022	4.17%	0.61%	4.78%	0.77%	5.55%	1.47%	6.50%	4.15%	4.84%	7.92%	8.27%
Jul 2022	4.21%	0.67%	4.88%	1.84%	6.72%	1.68%	7.86%	5.16%	5.95%	9.18%	9.86%
Jun 2022	4.18%	0.70%	4.89%	2.04%	6.93%	1.84%	8.34%	5.60%	6.34%	9.30%	8.87%
May 2022	3.94%	0.72%	4.66%	1.02%	5.68%	1.50%	6.68%	4.61%	5.21%	7.41%	8.22%
Apr 2022	4.13%	0.63%	4.77%	2.50%	7.27%	2.06%	8.77%	5.81%	6.50%	9.34%	9.97%
Mar 2022	4.07%	0.64%	4.71%	5.18%	9.89%	3.23%	12.03%	9.33%	9.14%	11.38%	11.81%
Feb 2022	3.84%	0.58%	4.42%	3.63%	8.05%	2.53%	9.72%	7.30%	7.20%	9.86%	10.11%
Jan 2022	3.74%	0.48%	4.21%	5.75%	9.97%	2.87%	11.53%	8.81%	9.84%	13.05%	12.56%
2022	4.15%	0.69%	4.84%	2.18%	7.02%	1.94%	8.30%	5.85%	6.48%	9.19%	9.50%
Dec 2021	4.15%	0.60%	4.76%	3.33%	8.09%	2.37%	9.41%	7.56%	7.83%	10.12%	10.54%
Nov 2021	4.41%	0.82%	5.24%	2.48%	7.71%	2.12%	8.52%	7.33%	8.27%	10.30%	9.97%
Oct 2021	4.26%	0.71%	4.97%	1.67%	6.64%	1.91%	7.47%	5.66%	6.42%	8.87%	9.61%
Sep 2021	4.04%	0.60%	4.64%	1.13%	5.78%	1.59%	6.77%	4.31%	5.40%	7.94%	8.70%
Aug 2021	3.92%	0.58%	4.50%	1.25%	5.75%	1.60%	6.71%	4.34%	5.41%	7.45%	8.89%
Jul 2021	3.66%	0.52%	4.19%	0.78%	4.96%	1.06%	5.86%	3.86%	4.75%	6.75%	6.99%
Jun 2021	3.49%	0.50%	4.00%	0.55%	4.54%	1.02%	5.44%	3.23%	3.97%	6.12%	7.24%
May 2021	3.19%	0.44%	3.63%	0.63%	4.26%	0.99%	5.07%	2.93%	4.03%	5.83%	6.25%
Apr 2021	3.21%	0.40%	3.61%	0.82%	4.43%	1.19%	5.38%	2.95%	3.75%	6.06%	6.80%
Mar 2021	3.28%	0.40%	3.68%	1.14%	4.82%	1.14%	5.86%	3.34%	4.12%	6.47%	7.60%
Feb 2021	3.53%	0.54%	4.07%	2.25%	6.32%	1.65%	7.56%	4.03%	5.60%	8.61%	10.32%
Jan 2021	3.63%	0.45%	4.09%	5.85%	9.94%	4.55%	12.22%	6.37%	8.03%	12.28%	13.63%
2021	3.74%	0.55%	4.29%	1.82%	6.11%	1.76%	7.19%	4.68%	5.65%	8.07%	8.88%

Year / Month	Certified absence	Self-certified absence	Non Covid-19 absence	Covid-19 Absence	Total absence rate	CHI	DMHG	IEHG	RCSI	Saolta	SSWHG	ULHG	Other Acute	Acute Services
Oct 2024	4.72%	0.65%	5.37%	0.37%	5.74%	5.53%	5.82%	4.77%	4.84%	6.96%	6.18%	7.37%	5.10%	5.74%
Sep 2024	4.60%	0.79%	5.38%	0.51%	5.90%	5.87%	5.91%	5.02%	5.09%	7.01%	6.22%	7.55%	4.04%	5.90%
Aug 2024	4.69%	0.57%	5.26%	0.63%	5.89%	5.44%	5.75%	5.12%	5.07%	7.23%	6.15%	7.74%	4.93%	5.89%
Jul 2024	4.68%	0.61%	5.29%	0.94%	6.23%	5.44%	6.23%	5.55%	5.42%	7.53%	6.59%	7.80%	3.94%	6.23%
Jun 2024	4.67%	0.69%	5.37%	0.77%	6.14%	5.44%	6.21%	5.58%	5.73%	6.87%	6.05%	7.66%	2.14%	6.14%
May 2024	4.40%	0.66%	5.06%	0.32%	5.38%	5.26%	5.35%	5.14%	4.73%	5.70%	5.88%	6.75%	2.71%	5.38%
Apr 2024	4.35%	0.68%	5.03%	0.22%	5.25%	4.90%	5.28%	5.17%	4.71%	5.30%	5.59%	6.59%	3.95%	5.25%
Mar 2024	4.46%	0.71%	5.17%	0.24%	5.41%	5.31%	5.58%	5.26%	4.75%	5.40%	5.79%	6.80%	5.10%	5.41%
Feb 2024	4.43%	0.72%	5.14%	0.32%	5.46%	5.44%	5.82%	5.47%	4.80%	5.31%	5.61%	6.69%	3.23%	5.46%
Jan 2024	4.75%	0.83%	5.57%	0.63%	6.21%	6.47%	6.48%	5.83%	5.74%	6.43%	6.20%	7.29%	2.05%	6.21%
2024	4.58%	0.69%	5.27%	0.49%	5.76%	5.52%	5.84%	5.29%	5.08%	6.36%	6.03%	7.22%	3.64%	5.76%
Dec 2023	4.40%	0.87%	5.26%	0.66%	5.93%	6.42%	6.34%	5.62%	5.23%	6.07%	5.62%	7.70%	2.58%	5.93%
Nov 2023	4.23%	0.71%	4.94%	0.47%	5.40%	5.43%	5.73%	4.84%	4.89%	5.75%	5.43%	6.81%	1.29%	5.40%
Oct 2023	4.22%	0.79%	5.00%	0.57%	5.57%	5.05%	5.83%	4.92%	5.22%	5.74%	5.78%	7.39%	2.12%	5.57%
Sep 2023	4.16%	0.69%	4.84%	0.72%	5.56%	4.93%	5.86%	5.11%	5.09%	5.70%	5.59%	7.57%	1.30%	5.56%
Aug 2023	4.22%	0.68%	4.90%	0.74%	5.64%	4.88%	5.92%	5.44%	4.96%	6.04%	5.40%	7.88%	2.02%	5.64%
Jul 2023	4.14%	0.62%	4.76%	0.36%	5.11%	5.01%	5.16%	5.03%	4.65%	5.16%	5.12%	6.69%	2.41%	5.11%
Jun 2023	4.16%	0.58%	4.75%	0.34%	5.09%	4.52%	5.36%	4.87%	4.66%	5.29%	4.89%	6.46%	3.13%	5.09%
May 2023	4.06%	0.63%	4.69%	0.47%	5.17%	4.50%	5.41%	4.74%	4.69%	5.66%	5.02%	6.91%	2.71%	5.17%
Apr 2023	3.96%	0.65%	4.61%	0.49%	5.10%	4.70%	5.25%	4.78%	5.00%	4.96%	4.69%	7.32%	1.21%	5.10%
Mar 2023	3.98%	0.74%	4.72%	0.53%	5.25%	4.91%	5.82%	4.72%	5.28%	5.82%	3.78%	7.07%	1.69%	5.25%
Feb 2023	3.87%	0.67%	4.55%	0.43%	4.97%	4.15%	5.42%	4.38%	5.08%	5.05%	4.47%	6.49%	0.95%	4.97%
Jan 2023	4.52%	0.75%	5.27%	0.74%	6.01%	5.29%	6.26%	5.51%	5.74%	6.19%	5.91%	7.73%	2.94%	6.01%
2023	4.16%	0.70%	4.86%	0.55%	5.41%	4.99%	5.71%	5.00%	5.05%	5.63%	5.14%	7.17%	2.04%	5.41%
Dec 2022	4.94%	1.01%	5.96%	1.26%	7.22%	6.86%	8.41%	6.55%	7.00%	6.99%	6.11%	9.37%	3.38%	7.22%
Nov 2022	4.13%	0.83%	4.96%	0.73%	5.69%	5.42%	6.08%	4.72%	5.70%	5.86%	5.50%	7.20%	4.50%	5.69%
Oct 2022	4.21%	0.73%	4.94%	0.80%	5.74%	6.13%	5.89%	4.70%	6.12%	5.61%	5.44%	7.61%	4.36%	5.74%
Sep 2022	4.21%	0.69%	4.90%	0.68%	5.58%	5.94%	5.71%	4.50%	5.62%	5.79%	5.17%	7.86%	1.74%	5.58%
Aug 2022	4.17%	0.61%	4.78%	0.77%	5.55%	5.98%	5.16%	4.70%	5.46%	6.10%	5.25%	8.13%	2.72%	5.55%
Jul 2022	4.21%	0.67%	4.88%	1.84%	6.72%	6.74%	6.36%	5.75%	6.91%	7.32%	6.18%	9.33%	2.78%	6.72%
Jun 2022	4.18%	0.70%	4.89%	2.04%	6.93%	6.86%	6.30%	6.79%	6.56%	7.05%	7.62%	8.72%	2.52%	6.93%
May 2022	3.94%	0.72%	4.66%	1.02%	5.68%	5.77%	5.36%	5.69%	5.55%	5.89%	5.10%	7.61%	1.45%	5.68%
Apr 2022	4.13%	0.63%	4.77%	2.50%	7.27%	6.89%	7.07%	8.32%	6.43%	6.79%	7.25%	9.34%	4.64%	7.27%
Mar 2022	4.07%	0.64%	4.71%	5.18%	9.89%	8.99%	9.35%	11.77%	8.57%	10.01%	9.76%	11.75%	3.96%	9.89%
Feb 2022	3.84%	0.58%	4.42%	3.63%	8.05%	8.09%	7.88%	8.61%	8.19%	7.58%	6.77%	10.13%		8.05%
Jan 2022	3.74%	0.48%	4.21%	5.75%	9.97%	9.68%	8.66%	10.39%	10.14%	10.28%	9.52%	12.25%		9.97%
2022	4.15%	0.69%	4.84%	2.18%	7.02%	6.94%	6.85%	6.86%	6.85%	7.09%	6.62%	9.11%	3.21%	7.02%
Dec 2021	4.15%	0.60%	4.76%	3.33%	8.09%	7.85%	7.87%	9.99%	7.66%	7.48%	6.54%	9.43%		8.09%
Nov 2021	4.41%	0.82%	5.24%	2.48%	7.71%	8.10%	7.68%	8.63%	7.33%	7.49%	6.20%	9.76%		7.71%
Oct 2021	4.26%	0.71%	4.97%	1.67%	6.64%	6.94%	6.51%	7.34%	6.32%	6.39%	5.68%	8.54%		6.64%
Sep 2021	4.04%	0.60%	4.64%	1.13%	5.78%	5.58%	5.62%	5.68%	5.75%	5.70%	5.35%	7.66%		5.78%
Aug 2021	3.92%	0.58%	4.50%	1.25%	5.75%	5.83%	5.65%	6.32%	5.57%	5.50%	4.89%	7.49%		5.75%
Jul 2021	3.66%	0.52%	4.19%	0.78%	4.96%	5.13%	4.89%	4.94%	4.81%	5.03%	4.45%	6.43%		4.96%
Jun 2021	3.49%	0.50%	4.00%	0.55%	4.54%	4.58%	4.64%	4.29%	4.50%	4.52%	4.07%	5.93%		4.54%
May 2021	3.19%	0.44%	3.63%	0.63%	4.26%	4.20%	4.34%	4.26%	4.31%	3.96%	4.11%	4.88%		4.26%
Apr 2021	3.21%	0.40%	3.61%	0.82%	4.43%	4.30%	4.70%	4.13%	4.19%	4.39%	4.27%	5.65%		4.43%
Mar 2021	3.28%	0.40%	3.68%	1.14%	4.82%	4.12%	4.95%	4.46%	4.83%	4.63%	4.71%	6.48%		4.82%
Feb 2021	3.53%	0.54%	4.07%	2.25%	6.32%	4.51%	6.39%	5.98%	6.54%	6.49%	5.32%	9.42%		6.32%
Jan 2021	3.63%	0.45%	4.09%	5.85%	9.94%	7.57%	8.66%	9.90%	10.54%	10.52%	9.20%	14.12%		9.94%
2021	3.74%	0.55%	4.29%	1.82%	6.11%	5.74%	5.98%	6.35%	6.02%	6.01%	5.42%	8.00%		6.11%

Total Absence Rate



Total Absence Rate



% of Absence Non Covid-19 / Covid-19

