

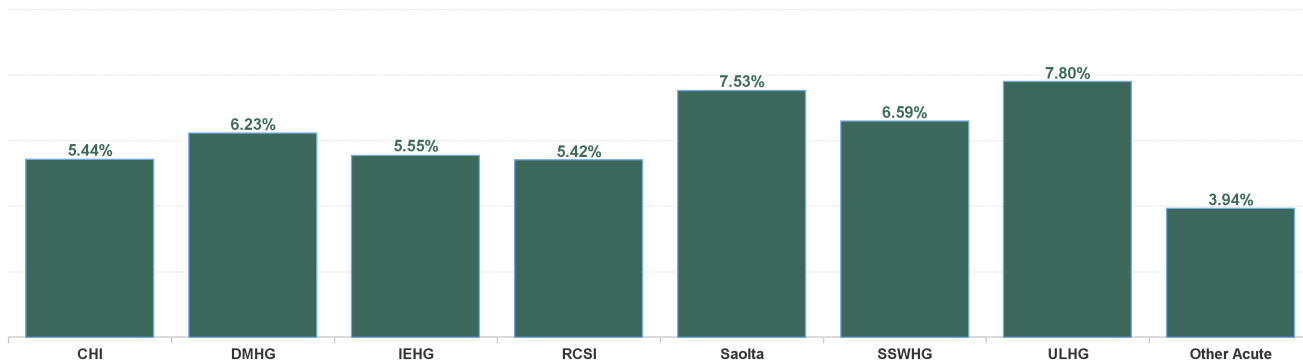
## July 2024

Health Service Absence Rate - by Staff Category: Jul 2024	Certified absence	Self-certified absence	Non Covid-19 absence	Covid-19 Absence	Total absence rate	% Non Covid-19 absence	% Covid-19 absence
<b>Acute</b>	<b>4.68%</b>	<b>0.61%</b>	<b>5.29%</b>	<b>0.94%</b>	<b>6.23%</b>	<b>84.93%</b>	<b>15.07%</b>
Medical & Dental	0.90%	0.20%	1.09%	0.17%	1.26%	86.65%	13.35%
Nursing & Midwifery	4.99%	0.84%	5.83%	1.06%	6.89%	84.60%	15.40%
Health & Social Care Professionals	3.87%	0.41%	4.28%	1.09%	5.37%	79.75%	20.25%
Management & Administrative	4.98%	0.44%	5.42%	1.01%	6.42%	84.34%	15.66%
General Support	7.04%	0.64%	7.68%	1.21%	8.89%	86.35%	13.65%
Patient & Client Care	7.97%	0.81%	8.78%	1.17%	9.95%	88.25%	11.75%

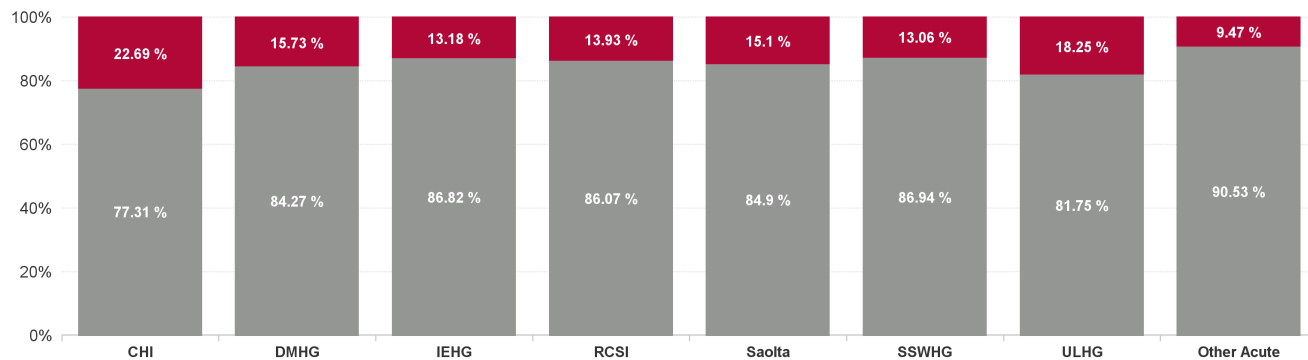
  

Health Service Absence Rate - by Hospital Group: Jul 2024	Certified absence	Self-certified absence	Non Covid-19 absence	Covid-19 Absence	Total absence rate	% Non Covid-19 absence	% Covid-19 absence
<b>Acute</b>	<b>4.68%</b>	<b>0.61%</b>	<b>5.29%</b>	<b>0.94%</b>	<b>6.23%</b>	<b>84.93%</b>	<b>15.07%</b>
Children's Health Ireland	3.72%	0.49%	4.20%	1.23%	5.44%	77.31%	22.69%
Dublin Midlands Hospital Group	4.59%	0.66%	5.25%	0.98%	6.23%	84.27%	15.73%
Ireland East Hospital Group	4.28%	0.54%	4.82%	0.73%	5.55%	86.82%	13.18%
RCSI Hospitals Group	4.10%	0.56%	4.66%	0.75%	5.42%	86.07%	13.93%
Saolta University Hospital Care Group	5.81%	0.58%	6.40%	1.14%	7.53%	84.90%	15.10%
South/South West Hospital Group	4.99%	0.74%	5.73%	0.86%	6.59%	86.94%	13.06%
University of Limerick Hospital Group	5.71%	0.66%	6.38%	1.42%	7.80%	81.75%	18.25%
Other Acute Services	3.29%	0.28%	3.57%	0.37%	3.94%	90.53%	9.47%

Total Absence Rate



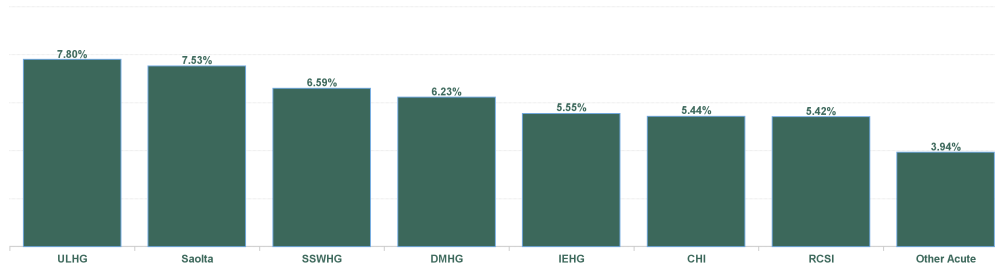
% of Absence Non Covid-19 / Covid-19



July 2024

Health Service Absence Rate - by HG, CHO/Care Group & Staff Category : Jul 2024	Certified absence	Self-certified absence	Non Covid-19 absence	Covid-19 Absence	Total absence rate	Medical & Dental	Nursing & Midwifery	Health & Social Care Professionals	Management & Administrative	General Support	Patient & Client Care
<b>Acute</b>	<b>4.68%</b>	<b>0.61%</b>	<b>5.29%</b>	<b>0.94%</b>	<b>6.23%</b>	<b>1.26%</b>	<b>6.89%</b>	<b>5.37%</b>	<b>6.42%</b>	<b>8.89%</b>	<b>9.95%</b>
Children's Health Ireland	3.72%	0.49%	4.20%	1.23%	5.44%	1.32%	6.20%	6.87%	5.23%	8.31%	7.47%
Dublin Midlands Hospital Group	4.59%	0.66%	5.25%	0.98%	6.23%	1.48%	6.78%	4.47%	7.12%	8.18%	9.98%
Ireland East Hospital Group	4.28%	0.54%	4.82%	0.73%	5.55%	1.41%	5.81%	5.39%	5.64%	8.61%	7.94%
RCSI Hospitals Group	4.10%	0.56%	4.66%	0.75%	5.42%	0.89%	5.54%	4.29%	6.03%	8.66%	9.80%
Saoita University Hospital Care Group	5.81%	0.58%	6.40%	1.14%	7.53%	1.50%	8.94%	7.67%	7.31%	9.57%	11.66%
South/South West Hospital Group	4.99%	0.74%	5.73%	0.86%	6.59%	1.01%	8.30%	5.51%	5.82%	7.78%	10.72%
University of Limerick Hospital Group	5.71%	0.66%	6.38%	1.42%	7.80%	1.38%	8.25%	5.59%	8.35%	11.86%	10.90%
Other Acute Services	3.29%	0.28%	3.57%	0.37%	3.94%	0.00%	4.92%	0.41%	4.76%		

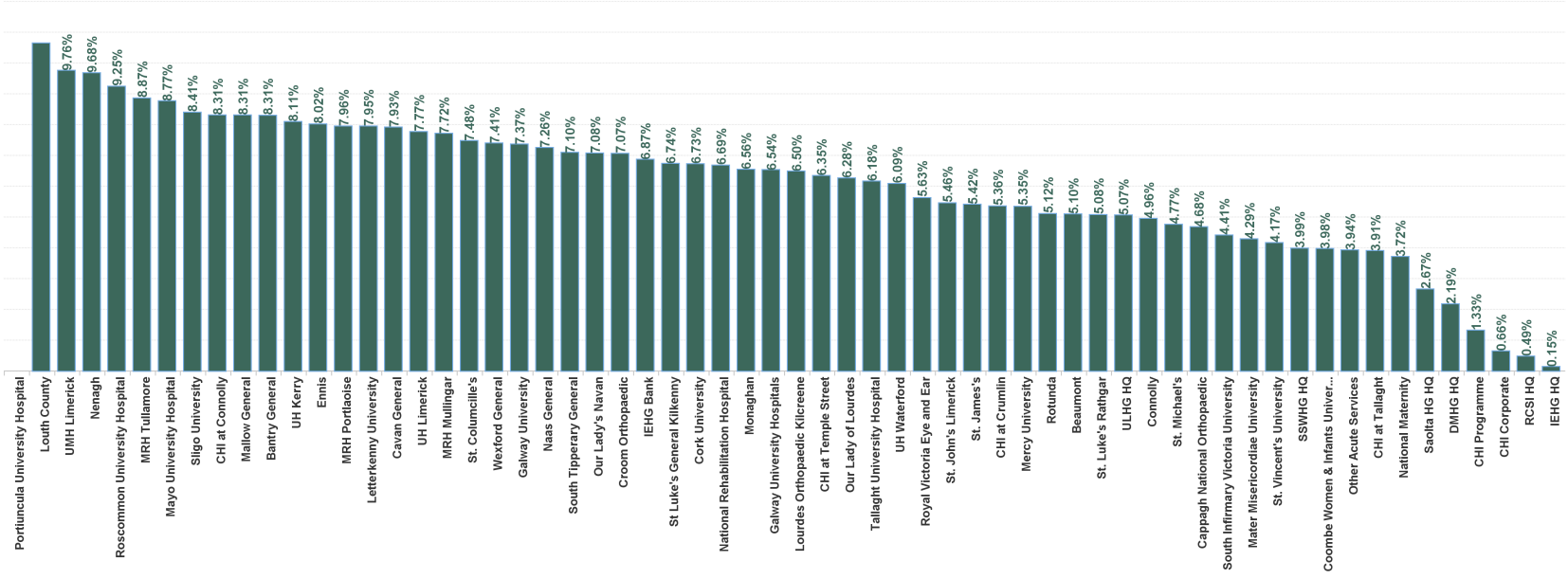
Total Absence Rate



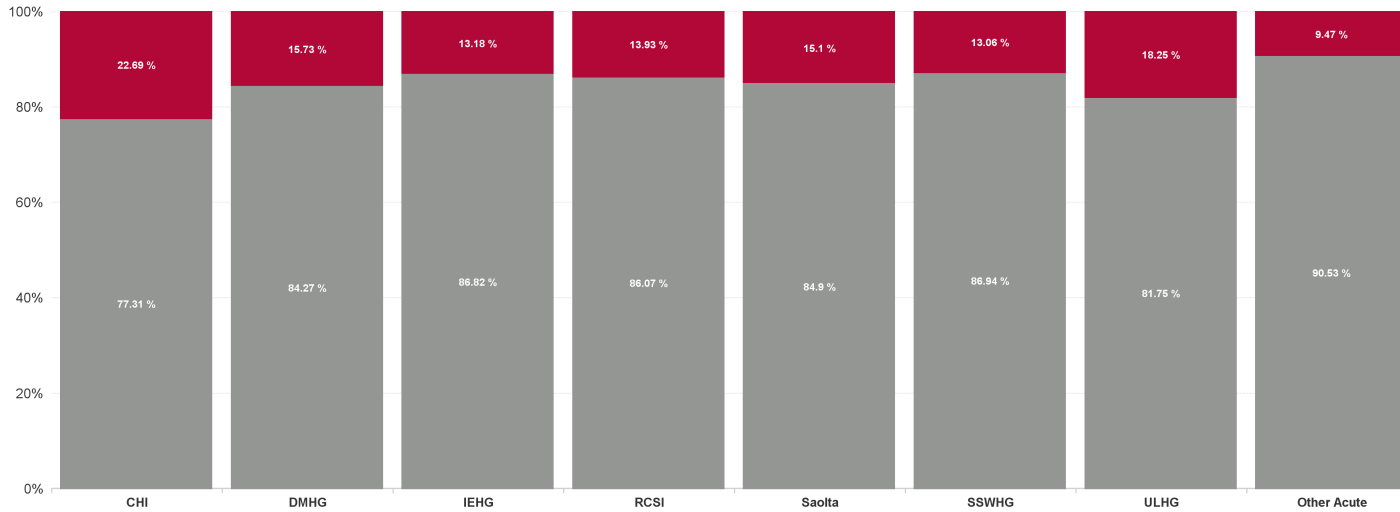
July 2024

Health Service Absence Rate - by HG, CHO/Care Group & Staff Category- Jul 2024	Certified absence	Self-certified absence	Non Covid-19 absence	Covid-19 Absence	Total absence rate	Medical & Dental	Nursing & Midwifery	Health & Social Care Professionals	Management & Administrative	General Support	Patient & Client Care
Total	4.68%	0.61%	5.29%	0.94%	6.23%	1.26%	6.89%	5.37%	6.42%	8.89%	9.95%
CHI at Connolly	6.67%	0.51%	7.18%	1.13%	8.31%	0.32%	10.34%	9.82%	7.10%	0.00%	13.91%
CHI at Crumlin	3.61%	0.54%	4.15%	1.22%	5.36%	2.20%	5.59%	5.63%	5.66%	8.82%	5.99%
CHI at Tallaght	2.60%	0.59%	3.19%	0.72%	3.91%	1.02%	4.41%	9.02%	5.51%	0.00%	2.82%
CHI at Temple Street	4.37%	0.45%	4.81%	1.54%	6.35%	0.31%	7.59%	8.84%	7.19%	7.92%	11.01%
CHI Corporate	0.47%	0.00%	0.47%	0.19%	0.66%	0.00%	0.00%	1.84%	0.59%		
CHI Programme	0.81%	0.15%	0.96%	0.38%	1.33%	0.00%	0.00%	0.00%	1.65%	0.00%	
<b>Children's Health Ireland</b>	<b>3.72%</b>	<b>0.49%</b>	<b>4.20%</b>	<b>1.23%</b>	<b>5.44%</b>	<b>1.32%</b>	<b>6.20%</b>	<b>6.87%</b>	<b>5.23%</b>	<b>8.31%</b>	<b>7.47%</b>
Coombe Women & Infants University Hospital	2.96%	0.97%	3.93%	0.05%	3.98%	1.94%	4.90%	1.29%	2.84%	6.34%	3.59%
DMHG HQ	1.78%	0.41%	2.19%	0.00%	2.19%		2.55%	0.00%	2.17%		
MRH Mullingar	6.40%	0.69%	7.09%	0.64%	7.72%	1.30%	6.86%	6.07%	8.85%	14.56%	13.67%
MRH Portlaoise	6.13%	0.59%	6.72%	1.24%	7.96%	2.43%	8.10%	8.01%	9.82%	8.85%	10.48%
MRH Tullamore	6.98%	0.56%	7.53%	1.34%	8.87%	1.97%	10.13%	5.20%	9.98%	11.06%	12.93%
Nass General	5.80%	0.82%	6.62%	0.64%	7.26%	1.68%	7.13%	5.35%	6.14%	9.84%	11.79%
St. James's	3.67%	0.71%	4.59%	0.83%	5.42%	1.08%	6.41%	2.98%	6.77%	6.84%	8.44%
St. Luke's Rathgar	3.71%	0.44%	4.15%	0.93%	5.08%	0.00%	8.72%	3.41%	4.76%	8.82%	19.57%
Tallaght University Hospital	4.11%	0.55%	4.66%	1.51%	6.18%	1.88%	6.10%	6.50%	8.70%	8.63%	6.66%
<b>Dublin Midlands Hospital Group</b>	<b>4.59%</b>	<b>0.66%</b>	<b>5.25%</b>	<b>0.98%</b>	<b>6.23%</b>	<b>1.48%</b>	<b>6.78%</b>	<b>4.47%</b>	<b>7.12%</b>	<b>8.18%</b>	<b>9.98%</b>
IEHG Bank	6.54%	0.33%	6.87%	0.00%	6.87%		7.33%	0.00%			0.00%
IEHG HQ	0.00%	0.15%	0.15%	0.00%	0.15%		1.08%	0.00%	0.00%		
Lourdes Orthopaedic Kilkree	6.09%	0.41%	6.50%	0.00%	6.50%	0.00%	4.28%		0.00%	18.28%	
National Maternity	2.56%	0.24%	2.81%	0.91%	3.72%	2.54%	2.81%	3.09%	4.07%	3.48%	5.14%
National Rehabilitation Hospital	4.72%	0.85%	5.58%	1.11%	6.69%	3.26%	6.12%	7.62%	4.34%	6.23%	9.04%
Royal Victoria Eye and Ear	4.42%	0.64%	5.06%	0.57%	5.63%	4.68%	7.01%	12.13%	3.16%	2.66%	13.08%
South Tipperary General	5.55%	0.59%	6.15%	0.95%	7.10%	3.12%	6.91%	7.83%	6.47%	9.53%	11.42%
St. Columille's	5.54%	0.68%	6.22%	1.27%	7.49%	2.05%	7.21%	11.66%	8.21%	8.57%	7.17%
St Luke's General Kilkenny	5.16%	0.67%	5.84%	0.91%	6.74%	0.32%	6.37%	4.65%	6.79%	16.58%	6.78%
St. Michael's	3.86%	0.42%	4.27%	0.50%	4.77%	2.55%	4.79%	3.37%	5.06%	8.90%	2.83%
St. Vincent's University	3.21%	0.49%	3.71%	0.46%	4.17%	0.92%	4.77%	3.45%	5.15%	4.26%	7.91%
UH Waterford	4.73%	0.55%	5.28%	0.81%	6.09%	1.08%	6.85%	6.33%	6.01%	10.49%	9.28%
Wexford General	5.99%	0.61%	6.60%	0.80%	7.41%	1.32%	6.83%	6.17%	10.25%	12.89%	7.27%
<b>Ireland East Hospital Group</b>	<b>4.28%</b>	<b>0.54%</b>	<b>4.82%</b>	<b>0.73%</b>	<b>5.55%</b>	<b>1.41%</b>	<b>5.81%</b>	<b>5.39%</b>	<b>5.64%</b>	<b>8.61%</b>	<b>7.94%</b>
Beaumont	3.90%	0.39%	4.28%	0.82%	5.10%	0.31%	5.05%	3.71%	5.93%	8.28%	10.70%
Cappagh National Orthopaedic	3.18%	0.40%	3.58%	1.10%	4.68%	0.79%	4.95%	3.94%	4.66%	1.32%	9.08%
Cavan General	5.94%	0.74%	6.69%	1.24%	7.93%	2.68%	8.14%	5.78%	9.44%	7.69%	13.60%
Connolly	3.85%	0.50%	4.35%	0.61%	4.96%	0.10%	5.25%	4.25%	6.09%	9.06%	8.11%
Louth County	8.04%	0.59%	8.63%	2.02%	10.65%	0.00%	9.76%	1.05%	10.74%	10.21%	19.00%
Mater Misericordiae University	3.09%	0.54%	3.63%	0.66%	4.29%	0.61%	4.21%	4.36%	5.45%	9.86%	5.03%
Monaghan	5.29%	0.56%	5.85%	0.70%	6.56%	0.00%	8.79%	2.81%	0.68%	2.57%	8.23%
Our Lady of Lourdes	4.92%	0.77%	5.69%	0.59%	6.28%	1.51%	7.04%	4.86%	8.05%	9.22%	8.90%
Our Lady's Navan	5.61%	0.65%	6.26%	0.82%	7.08%	1.34%	7.42%	5.55%	6.10%	7.63%	11.57%
RCSI HQ	0.49%	0.00%	0.49%	0.00%	0.49%	0.00%	0.00%	0.00%	0.61%		
Rolunda	3.87%	0.90%	4.77%	0.35%	5.12%	1.44%	4.59%	4.88%	3.55%	8.74%	14.73%
<b>RCSI Hospitals Group</b>	<b>4.10%</b>	<b>0.56%</b>	<b>4.66%</b>	<b>0.75%</b>	<b>5.42%</b>	<b>0.89%</b>	<b>5.54%</b>	<b>4.29%</b>	<b>6.03%</b>	<b>8.66%</b>	<b>9.80%</b>
Galway University	5.54%	0.53%	6.07%	1.30%	7.37%	0.16%	10.48%	8.88%	5.62%	9.27%	13.03%
Galway University Hospitals	4.93%	0.54%	5.47%	1.07%	6.54%	1.06%	8.07%	6.70%	7.34%	8.95%	13.14%
Letterkenny University	6.22%	0.65%	6.87%	1.08%	7.95%	2.72%	9.08%	5.60%	9.14%	7.67%	10.25%
Mayo University Hospital	6.98%	0.79%	7.76%	1.01%	8.77%	2.40%	11.19%	11.09%	8.87%	6.84%	6.45%
Portluncula University Hospital											
Roscommon University Hospital	6.62%	0.77%	7.39%	1.86%	9.25%	3.43%	10.05%	8.55%	5.27%	10.43%	14.96%
Saolta HG HQ	2.09%	0.13%	2.22%	0.45%	2.67%	0.00%	1.84%	0.00%	2.91%		
Sligo University	6.67%	0.46%	7.14%	1.27%	8.41%	1.79%	8.47%	9.21%	6.75%	12.76%	14.23%
<b>Saolta University Hospital Care Group</b>	<b>5.81%</b>	<b>0.58%</b>	<b>6.40%</b>	<b>1.14%</b>	<b>7.53%</b>	<b>1.50%</b>	<b>8.94%</b>	<b>7.67%</b>	<b>7.31%</b>	<b>9.57%</b>	<b>11.66%</b>
Bantry General	6.92%	0.80%	7.71%	0.59%	8.31%	0.34%	9.45%	1.50%	6.54%	5.69%	13.94%
Cork University	5.12%	0.76%	5.88%	0.85%	6.73%	0.88%	8.46%	6.16%	6.91%	8.57%	10.94%
Mallow General	5.60%	0.79%	6.39%	1.92%	8.31%	0.76%	10.52%	3.22%	5.37%	5.48%	13.62%
Mercy University	3.94%	0.87%	4.81%	0.55%	5.35%	0.83%	5.78%	6.38%	4.88%	5.90%	8.62%
South Infirmary Victoria University	3.14%	0.49%	3.64%	0.78%	4.41%	1.17%	5.77%	1.01%	3.83%	6.35%	6.08%
SSWHG HQ	3.09%	0.52%	3.61%	0.38%	3.99%		8.78%	0.00%	3.39%		
UH Kerry	6.31%	0.71%	7.02%	1.08%	8.11%	1.81%	10.65%	5.74%	7.85%	7.52%	11.32%
<b>South/South West Hospital Group</b>	<b>4.99%</b>	<b>0.74%</b>	<b>5.73%</b>	<b>0.86%</b>	<b>6.59%</b>	<b>1.01%</b>	<b>8.30%</b>	<b>5.51%</b>	<b>5.82%</b>	<b>7.78%</b>	<b>10.72%</b>
Croom Orthopaedic	4.84%	0.71%	5.55%	1.52%	7.07%	0.17%	8.38%	0.60%	8.32%	8.57%	7.25%
Ennis	5.52%	0.63%	6.15%	1.87%	8.02%	2.90%	7.88%	5.60%	9.61%	9.80%	10.87%
Ennagh	7.34%	0.76%	8.10%	1.58%	9.68%	2.78%	8.71%	9.88%	11.09%	12.20%	11.90%
St. John's Limerick	3.11%	0.44%	3.56%	1.90%	5.46%	0.77%	5.62%	1.89%	3.73%	16.32%	2.58%
UH Limerick	5.75%	0.69%	6.44%	1.34%	7.77%	1.36%	8.75%	5.72%	9.03%	10.29%	12.53%
ULHG HQ	5.07%	0.00%	5.07%	0.00%	5.07%		0.00%		5.34%		
UMH Limerick	7.82%	0.65%	8.47%	1.29%	9.76%	1.50%	7.11%	15.67%	7.14%	26.40%	16.67%
<b>University of Limerick Hospital Group</b>	<b>5.71%</b>	<b>0.66%</b>	<b>6.38%</b>	<b>1.42%</b>	<b>7.80%</b>	<b>1.38%</b>	<b>8.25%</b>	<b>5.59%</b>	<b>8.35%</b>	<b>11.86%</b>	<b>10.90%</b>
<b>Other Acute Services</b>	<b>3.29%</b>	<b>0.28%</b>	<b>3.57%</b>	<b>0.37%</b>	<b>3.94%</b>	<b>0.00%</b>	<b>4.92%</b>	<b>0.41%</b>	<b>4.76%</b>		
Acute Services	4.68%	0.61%	5.29%	0.94%	6.23%	1.26%	6.89%	5.37%	6.42%	8.89%	9.95%

Total Absence Rate



% of Absence Non Covid-19 / Covid-19



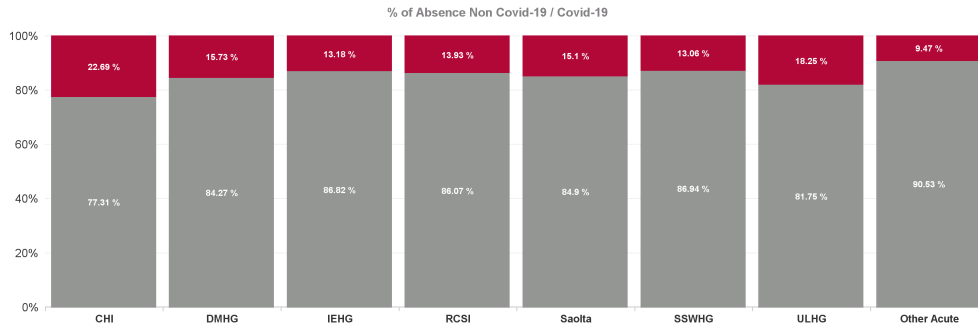
July 2024

Health Service Covid 19 Absence Rate - by Hospital & Staff Category: Jul 2024	Non Covid-19 absence	Covid-19 absence	Total absence rate	Medical & Dental	Nursing & Midwifery	Health & Social Care Professionals	Management & Administrative	General Support	Patient & Client Care
<b>Acute</b>	<b>5.29%</b>	<b>0.94%</b>	<b>6.23%</b>	<b>0.17%</b>	<b>1.06%</b>	<b>1.09%</b>	<b>1.01%</b>	<b>1.21%</b>	<b>1.17%</b>
CHI at Connolly	7.18%	1.13%	8.31%	0.00%	1.95%	1.89%	0.00%	0.00%	0.70%
CHI at Crumlin	4.15%	1.22%	5.36%	0.76%	0.86%	1.89%	1.24%	2.66%	0.96%
CHI at Tallaght	3.19%	0.72%	3.91%	0.33%	0.77%	2.37%	0.25%	0.00%	1.16%
CHI at Temple Street	4.81%	1.54%	6.35%	0.07%	1.96%	3.37%	0.81%	0.21%	3.70%
CHI Corporate	0.47%	0.19%	0.66%	0.00%	0.00%	1.84%	0.00%		
CHI Programme	0.96%	0.38%	1.33%	0.00%	0.00%	0.00%	0.46%	0.00%	
<b>Children's Health Ireland</b>	<b>4.20%</b>	<b>1.23%</b>	<b>5.44%</b>	<b>0.44%</b>	<b>1.23%</b>	<b>2.31%</b>	<b>0.85%</b>	<b>1.87%</b>	<b>1.67%</b>
Coombe Women & Infants University Hospital	3.93%	0.05%	3.98%	0.00%	0.06%	0.00%	0.00%	0.15%	0.00%
DMHG HQ	2.19%	0.00%	2.19%		0.00%	0.00%	0.00%		
MRH Mullingar	7.09%	0.64%	7.72%	0.00%	0.76%	1.07%	1.04%	0.90%	0.36%
MRH Portlaoise	6.72%	1.24%	7.96%	0.25%	1.57%	1.19%	1.24%	1.15%	1.37%
MRH Tullamore	7.53%	1.34%	8.87%	0.25%	1.72%	0.60%	1.51%	3.46%	1.20%
Naas General	6.62%	0.64%	7.26%	0.21%	0.61%	0.20%	0.77%	0.16%	1.23%
St. James's	4.59%	0.83%	5.42%	0.06%	1.16%	0.95%	0.85%	0.97%	0.45%
St. Luke's Rathgar	4.15%	0.93%	5.08%	0.00%	2.95%	0.37%	0.64%	1.33%	2.08%
Tallaght University Hospital	4.66%	1.51%	6.18%	0.34%	1.58%	1.84%	1.79%	1.91%	1.90%
<b>Dublin Midlands Hospital Group</b>	<b>5.25%</b>	<b>0.98%</b>	<b>6.23%</b>	<b>0.15%</b>	<b>1.23%</b>	<b>0.97%</b>	<b>1.06%</b>	<b>1.22%</b>	<b>0.97%</b>
IEHG Bank	6.87%	0.00%	6.87%		0.00%	0.00%			0.00%
IEHG HQ	0.15%	0.00%	0.15%		0.00%	0.00%	0.00%		
Lourdes Orthopaedic Kildare	6.50%	0.00%	6.50%	0.00%	0.00%		0.00%	0.00%	
National Maternity	2.81%	0.91%	3.72%	0.00%	1.08%	1.63%	0.55%	0.33%	3.05%
National Rehabilitation Hospital	5.58%	1.11%	6.69%	1.91%	0.46%	1.54%	1.36%	2.17%	0.55%
Royal Victoria Eye and Ear	5.06%	0.57%	5.63%	0.00%	0.89%	0.00%	0.75%	0.67%	0.00%
South Tipperary General	6.15%	0.95%	7.10%	0.10%	0.85%	1.68%	1.05%	0.68%	2.49%
St. Columille's	6.22%	1.27%	7.48%	0.58%	1.36%	1.65%	1.99%	0.00%	0.94%
St Luke's General Kilkenny	5.84%	0.91%	6.74%	0.00%	0.91%	0.43%	0.54%	2.00%	1.58%
St. Michael's	4.27%	0.50%	4.77%	0.00%	0.90%	0.00%	0.37%	0.35%	0.00%
St. Vincent's University	3.71%	0.46%	4.17%	0.11%	0.37%	0.59%	0.93%	0.63%	0.43%
UH Waterford	5.28%	0.81%	6.09%	0.20%	1.15%	0.92%	1.10%	0.20%	0.63%
Wexford General	6.60%	0.80%	7.41%	0.17%	0.85%	0.83%	1.61%	0.80%	0.67%
<b>Ireland East Hospital Group</b>	<b>4.82%</b>	<b>0.73%</b>	<b>5.55%</b>	<b>0.14%</b>	<b>0.78%</b>	<b>0.90%</b>	<b>0.96%</b>	<b>0.75%</b>	<b>1.00%</b>
Beaumont	4.28%	0.82%	5.10%	0.00%	0.74%	0.81%	1.35%	1.18%	1.32%
Cappagh National Orthopaedic	3.58%	1.10%	4.68%	0.38%	1.44%	1.32%	1.43%	0.00%	0.65%
Cavan General	6.69%	1.24%	7.93%	0.49%	1.04%	1.56%	1.19%	1.85%	2.20%
Connolly	4.35%	0.61%	4.96%	0.00%	0.68%	0.62%	0.54%	0.90%	1.16%
Louth County	8.63%	2.02%	10.65%	0.00%	2.34%	0.00%	0.41%	3.14%	3.17%
Mater Misericordiae University	3.63%	0.66%	4.29%	0.19%	0.58%	1.11%	0.70%	1.11%	0.88%
Monaghan	5.85%	0.70%	6.56%	0.00%	0.78%	0.91%	0.00%	2.57%	0.61%
Our Lady of Lourdes	5.69%	0.59%	6.28%	0.00%	0.80%	0.90%	0.55%	0.26%	0.89%
Our Lady's Navan	6.26%	0.82%	7.08%	0.22%	1.09%	1.41%	0.20%	1.14%	0.68%

RCSI HQ	0.49%	0.00%	0.49%	0.00%	0.00%	0.00%	0.00%		
Rotunda	4.77%	0.35%	5.12%	0.00%	0.05%	1.50%	0.73%	0.75%	0.00%
<b>RCSI Hospitals Group</b>	<b>4.66%</b>	<b>0.75%</b>	<b>5.42%</b>	<b>0.10%</b>	<b>0.73%</b>	<b>1.00%</b>	<b>0.87%</b>	<b>1.07%</b>	<b>1.16%</b>
Galway University	6.07%	1.30%	7.37%	0.00%	2.37%	2.48%	1.18%	1.52%	0.34%
Galway University Hospitals	5.47%	1.07%	6.54%	0.17%	1.34%	1.64%	1.36%	1.31%	1.09%
Letterkenny University	6.87%	1.08%	7.95%	0.74%	1.07%	1.32%	1.27%	1.08%	1.04%
Mayo University Hospital	7.76%	1.01%	8.77%	0.33%	1.43%	0.98%	0.71%	0.44%	0.92%
Portlincula University Hospital									
Roscommon University Hospital	7.39%	1.86%	9.25%	2.16%	2.25%	0.85%	0.86%	1.47%	2.89%
Saolta HG HQ	2.22%	0.45%	2.67%	0.00%	0.67%	0.00%	0.41%		
Sligo University	7.14%	1.27%	8.41%	0.17%	1.76%	0.54%	0.99%	2.01%	1.28%
<b>Saolta University Hospital Care Group</b>	<b>6.40%</b>	<b>1.14%</b>	<b>7.53%</b>	<b>0.28%</b>	<b>1.46%</b>	<b>1.33%</b>	<b>1.10%</b>	<b>1.40%</b>	<b>1.11%</b>
Bantry General	7.71%	0.59%	8.31%	0.00%	0.89%	0.00%	0.00%	0.69%	0.77%
Cork University	5.88%	0.85%	6.73%	0.01%	1.01%	0.79%	1.35%	0.78%	2.19%
Mallow General	6.39%	1.92%	8.31%	0.30%	1.45%	2.13%	0.49%	1.63%	5.08%
Mercy University	4.81%	0.55%	5.35%	0.25%	0.48%	0.51%	1.10%	0.70%	0.30%
South Infirmary Victoria University	3.64%	0.78%	4.41%	0.00%	1.27%	0.17%	1.06%	0.11%	0.00%
SSWHG HQ	3.61%	0.38%	3.99%		0.00%	0.00%	0.44%		
UH Kerry	7.02%	1.08%	8.11%	0.41%	1.32%	0.56%	1.01%	0.94%	2.19%
<b>South/South West Hospital Group</b>	<b>5.73%</b>	<b>0.86%</b>	<b>6.59%</b>	<b>0.10%</b>	<b>1.02%</b>	<b>0.67%</b>	<b>1.08%</b>	<b>0.76%</b>	<b>1.73%</b>
Croom Orthopaedic	5.55%	1.52%	7.07%	0.00%	1.65%	0.00%	1.56%	1.59%	2.08%
Ennis	6.15%	1.87%	8.02%	0.82%	3.09%	1.86%	2.20%	0.13%	0.00%
Nenagh	8.10%	1.58%	9.68%	0.00%	1.26%	5.21%	1.49%	2.64%	0.91%
St. John's Limerick	3.56%	1.90%	5.46%	0.00%	1.58%	0.00%	0.00%	9.58%	1.11%
UH Limerick	6.44%	1.34%	7.77%	0.09%	1.52%	1.00%	1.47%	2.32%	1.49%
ULHG HQ	5.07%	0.00%	5.07%		0.00%		0.00%		
UMH Limerick	8.47%	1.29%	9.76%	0.28%	1.28%	13.43%	0.90%	2.32%	0.98%
<b>University of Limerick Hospital Group</b>	<b>6.38%</b>	<b>1.42%</b>	<b>7.80%</b>	<b>0.11%</b>	<b>1.57%</b>	<b>1.20%</b>	<b>1.28%</b>	<b>2.67%</b>	<b>1.38%</b>
Other Acute Services	3.57%	0.37%	3.94%	0.00%	0.00%	0.00%	0.56%		
<b>Other Acute Services</b>	<b>3.57%</b>	<b>0.37%</b>	<b>3.94%</b>	<b>0.00%</b>	<b>0.00%</b>	<b>0.00%</b>	<b>0.56%</b>		
<b>Acute Services</b>	<b>5.29%</b>	<b>0.94%</b>	<b>6.23%</b>	<b>0.17%</b>	<b>1.06%</b>	<b>1.09%</b>	<b>1.01%</b>	<b>1.21%</b>	<b>1.17%</b>

July 2024

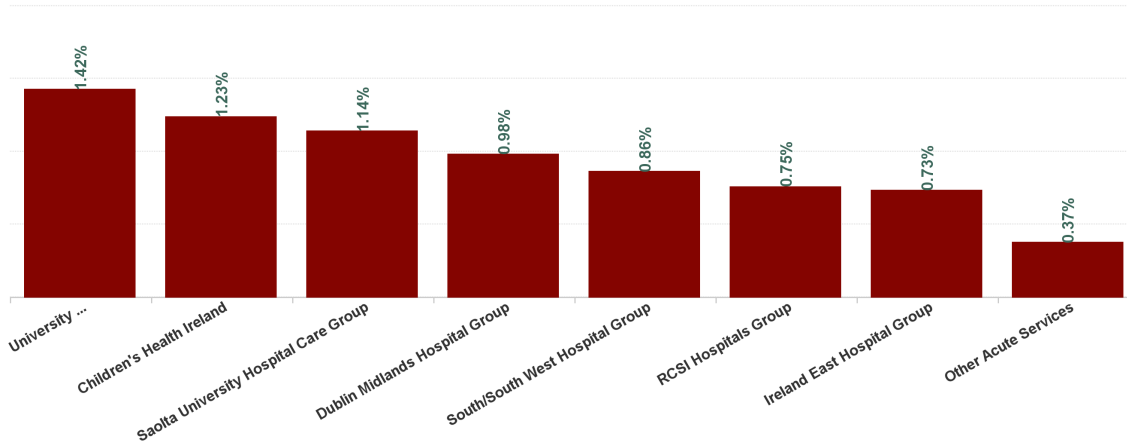
Health Service Absence Rate - by HG, CHO/Care Group & Staff Category- Jul 2024	Certified absence	Self-certified absence	Non Covid-19 absence	Covid-19 Absence	Total absence rate	Medical & Dental	Nursing & Midwifery	Health & Social Care Professionals	Management & Administrative	General Support	Patient & Client Care
Total	4.68%	0.61%	5.29%	0.94%	6.23%	1.26%	6.89%	5.37%	6.42%	8.89%	9.95%
Section 38 Hospitals	3.72%	0.49%	4.20%	1.23%	5.44%	1.32%	6.20%	6.87%	5.23%	8.31%	7.47%
<b>Children's Health Ireland</b>	<b>3.72%</b>	<b>0.49%</b>	<b>4.20%</b>	<b>1.23%</b>	<b>5.44%</b>	<b>1.32%</b>	<b>6.20%</b>	<b>6.87%</b>	<b>5.23%</b>	<b>8.31%</b>	<b>7.47%</b>
Health Service Executive	5.99%	0.63%	6.62%	0.96%	7.58%	1.57%	8.26%	5.08%	7.29%	10.72%	12.50%
Section 38 Hospitals	3.86%	0.68%	4.55%	0.99%	5.54%	1.44%	6.12%	4.11%	7.04%	7.34%	7.54%
<b>Dublin Midlands Hospital Group</b>	<b>4.59%</b>	<b>0.66%</b>	<b>5.25%</b>	<b>0.98%</b>	<b>6.23%</b>	<b>1.48%</b>	<b>6.78%</b>	<b>4.47%</b>	<b>7.12%</b>	<b>8.18%</b>	<b>9.98%</b>
Health Service Executive	5.19%	0.60%	5.78%	0.87%	6.65%	1.28%	6.75%	6.65%	6.59%	12.32%	8.24%
Section 38 Hospitals	3.36%	0.49%	3.85%	0.60%	4.45%	1.55%	4.85%	4.40%	4.74%	4.48%	7.59%
<b>Ireland East Hospital Group</b>	<b>4.28%</b>	<b>0.54%</b>	<b>4.82%</b>	<b>0.73%</b>	<b>5.55%</b>	<b>1.41%</b>	<b>5.81%</b>	<b>5.39%</b>	<b>5.64%</b>	<b>8.61%</b>	<b>7.94%</b>
Health Service Executive	5.06%	0.66%	5.73%	0.82%	6.54%	1.33%	7.03%	4.69%	7.22%	8.81%	10.90%
Section 38 Hospitals	3.53%	0.50%	4.04%	0.72%	4.76%	0.65%	4.64%	4.08%	5.38%	8.58%	8.85%
<b>RCSI Hospitals Group</b>	<b>4.10%</b>	<b>0.56%</b>	<b>4.66%</b>	<b>0.75%</b>	<b>5.42%</b>	<b>0.89%</b>	<b>5.54%</b>	<b>4.29%</b>	<b>6.03%</b>	<b>8.66%</b>	<b>9.80%</b>
Health Service Executive	5.81%	0.58%	6.40%	1.14%	7.53%	1.50%	8.94%	7.67%	7.31%	9.57%	11.66%
<b>Saolta University Hospital Care Group</b>	<b>5.81%</b>	<b>0.58%</b>	<b>6.40%</b>	<b>1.14%</b>	<b>7.53%</b>	<b>1.50%</b>	<b>8.94%</b>	<b>7.67%</b>	<b>7.31%</b>	<b>9.57%</b>	<b>11.66%</b>
Health Service Executive	5.43%	0.75%	6.17%	0.93%	7.10%	1.03%	9.04%	5.85%	6.66%	8.13%	11.74%
Section 38 Hospitals	3.62%	0.72%	4.33%	0.64%	4.97%	0.94%	5.78%	4.48%	4.36%	6.16%	8.20%
<b>South/South West Hospital Group</b>	<b>4.99%</b>	<b>0.74%</b>	<b>5.73%</b>	<b>0.86%</b>	<b>6.59%</b>	<b>1.01%</b>	<b>8.30%</b>	<b>5.51%</b>	<b>5.82%</b>	<b>7.78%</b>	<b>10.72%</b>
Health Service Executive	5.95%	0.68%	6.63%	1.38%	8.01%	1.41%	8.49%	5.87%	8.92%	11.53%	11.85%
Section 38 Hospitals	3.11%	0.44%	3.56%	1.90%	5.46%	0.77%	5.62%	1.89%	3.73%	16.32%	2.58%
<b>University of Limerick Hospital Group</b>	<b>5.71%</b>	<b>0.66%</b>	<b>6.38%</b>	<b>1.42%</b>	<b>7.80%</b>	<b>1.38%</b>	<b>8.25%</b>	<b>5.59%</b>	<b>8.35%</b>	<b>11.86%</b>	<b>10.90%</b>
<b>Other Acute Services</b>	<b>3.29%</b>	<b>0.28%</b>	<b>3.57%</b>	<b>0.37%</b>	<b>3.94%</b>	<b>0.00%</b>	<b>4.92%</b>	<b>0.41%</b>	<b>4.76%</b>		
Acute Services	4.68%	0.61%	5.29%	0.94%	6.23%	1.26%	6.89%	5.37%	6.42%	8.89%	9.95%



## July 2024

Health Service Covid 19 Absence Rate - by Hospital & Staff Category: Jul 2024	Non Covid-19 absence	Covid-19 Absence	Total absence rate	Professional Categories					
				Medical & Dental	Nursing & Midwifery	Health & Social Care Professionals	Management & Administrative	General Support	Patient & Client Care
<b>Acute</b>	5.29%	0.94%	6.23%	0.17%	1.06%	1.09%	1.01%	1.21%	1.17%
Section 38 Hospitals	4.20%	1.23%	5.44%	0.44%	1.23%	2.31%	0.85%	1.87%	1.67%
<b>Children's Health Ireland</b>	<b>4.20%</b>	<b>1.23%</b>	<b>5.44%</b>	<b>0.44%</b>	<b>1.23%</b>	<b>2.31%</b>	<b>0.85%</b>	<b>1.87%</b>	<b>1.67%</b>
Health Service Executive	6.62%	0.96%	7.58%	0.14%	1.30%	0.59%	0.96%	1.50%	1.07%
Section 38 Hospitals	4.55%	0.99%	5.54%	0.15%	1.20%	1.20%	1.11%	1.13%	0.88%
<b>Dublin Midlands Hospital Group</b>	<b>5.25%</b>	<b>0.98%</b>	<b>6.23%</b>	<b>0.15%</b>	<b>1.23%</b>	<b>0.97%</b>	<b>1.06%</b>	<b>1.22%</b>	<b>0.97%</b>
Health Service Executive	5.78%	0.87%	6.65%	0.16%	0.99%	0.98%	1.07%	0.82%	1.25%
Section 38 Hospitals	3.85%	0.60%	4.45%	0.12%	0.56%	0.84%	0.85%	0.68%	0.72%
<b>Ireland East Hospital Group</b>	<b>4.82%</b>	<b>0.73%</b>	<b>5.55%</b>	<b>0.14%</b>	<b>0.78%</b>	<b>0.90%</b>	<b>0.96%</b>	<b>0.75%</b>	<b>1.00%</b>
Health Service Executive	5.73%	0.82%	6.54%	0.12%	0.91%	0.98%	0.57%	1.12%	1.33%
Section 38 Hospitals	4.04%	0.72%	4.76%	0.09%	0.63%	1.02%	1.03%	1.05%	1.00%
<b>RCSI Hospitals Group</b>	<b>4.66%</b>	<b>0.75%</b>	<b>5.42%</b>	<b>0.10%</b>	<b>0.73%</b>	<b>1.00%</b>	<b>0.87%</b>	<b>1.07%</b>	<b>1.16%</b>
Health Service Executive	6.40%	1.14%	7.53%	0.28%	1.46%	1.33%	1.10%	1.40%	1.11%
<b>Saolta University Hospital Care Group</b>	<b>6.40%</b>	<b>1.14%</b>	<b>7.53%</b>	<b>0.28%</b>	<b>1.46%</b>	<b>1.33%</b>	<b>1.10%</b>	<b>1.40%</b>	<b>1.11%</b>
Health Service Executive	6.17%	0.93%	7.10%	0.09%	1.08%	0.76%	1.08%	0.85%	2.32%
Section 38 Hospitals	4.33%	0.64%	4.97%	0.17%	0.80%	0.39%	1.08%	0.35%	0.25%
<b>South/South West Hospital Group</b>	<b>5.73%</b>	<b>0.86%</b>	<b>6.59%</b>	<b>0.10%</b>	<b>1.02%</b>	<b>0.67%</b>	<b>1.08%</b>	<b>0.76%</b>	<b>1.73%</b>
Health Service Executive	6.63%	1.38%	8.01%	0.12%	1.57%	1.29%	1.44%	2.16%	1.41%
Section 38 Hospitals	3.56%	1.90%	5.46%	0.00%	1.58%	0.00%	0.00%	9.58%	1.11%
<b>University of Limerick Hospital Group</b>	<b>6.38%</b>	<b>1.42%</b>	<b>7.80%</b>	<b>0.11%</b>	<b>1.57%</b>	<b>1.20%</b>	<b>1.28%</b>	<b>2.67%</b>	<b>1.38%</b>
Health Service Executive	3.57%	0.37%	3.94%	0.00%	0.00%	0.00%	0.56%		
<b>Other Acute Services</b>	<b>3.57%</b>	<b>0.37%</b>	<b>3.94%</b>	<b>0.00%</b>	<b>0.00%</b>	<b>0.00%</b>	<b>0.56%</b>		
<b>Acute Services</b>	<b>5.29%</b>	<b>0.94%</b>	<b>6.23%</b>	<b>0.17%</b>	<b>1.06%</b>	<b>1.09%</b>	<b>1.01%</b>	<b>1.21%</b>	<b>1.17%</b>

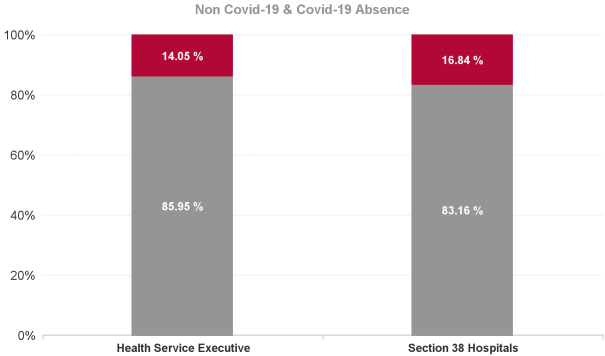
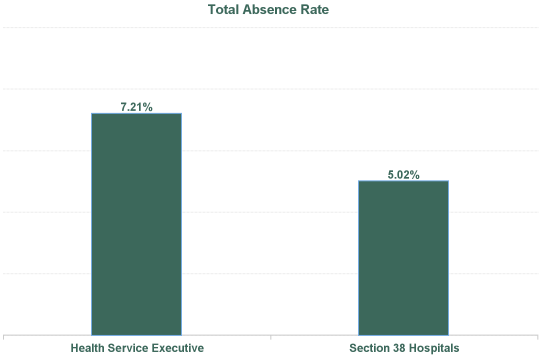
Covid 19 Absence Rate





July 2024

Health Service Absence Rate - by Admin : Jul 2024	Certified absence	Self-certified absence	Non Covid-19 absence	Covid-19 Absence	Total absence rate	Medical & Dental	Nursing & Midwifery	Health & Social Care Professionals	Management & Administrative	General Support	Patient & Client Care
Total	4.68%	0.61%	5.29%	0.94%	6.23%	1.26%	6.89%	5.37%	6.42%	8.89%	9.95%
Health Service Executive	5.56%	0.64%	6.20%	1.01%	7.21%	1.35%	8.15%	6.12%	7.26%	10.09%	11.26%
Section 38 Hospitals	3.61%	0.56%	4.18%	0.85%	5.02%	1.15%	5.37%	4.59%	5.56%	7.22%	7.92%



Health Service Absence Rate - by Staff Category: Jul 2024	Certified absence	Self-certified absence	Non Covid-19 absence	Covid-19 Absence	Total absence rate	% Non Covid-19 absence	% Covid-19 absence
<b>CHI</b>	<b>3.72%</b>	<b>0.49%</b>	<b>4.20%</b>	<b>1.23%</b>	<b>5.44%</b>	<b>77.31%</b>	<b>22.69%</b>
Medical & Dental	0.62%	0.26%	0.88%	0.44%	1.32%	66.78%	33.22%
Nursing & Midwifery	4.29%	0.68%	4.97%	1.23%	6.20%	80.18%	19.82%
Health & Social Care Professionals	4.29%	0.28%	4.56%	2.31%	6.87%	66.42%	33.58%
Management & Administrative	4.05%	0.33%	4.38%	0.85%	5.23%	83.72%	16.28%
General Support	5.81%	0.63%	6.44%	1.87%	8.31%	77.46%	22.54%
Patient & Client Care	4.81%	0.99%	5.79%	1.67%	7.47%	77.58%	22.42%

Health Service Absence Rate - by Staff Category: Jul 2024	Certified absence	Self-certified absence	Non Covid-19 absence	Covid-19 Absence	Total absence rate	% Non Covid-19 absence	% Covid-19 absence
<b>DMHG</b>	<b>4.59%</b>	<b>0.66%</b>	<b>5.25%</b>	<b>0.98%</b>	<b>6.23%</b>	<b>84.27%</b>	<b>15.73%</b>
Medical & Dental	1.10%	0.23%	1.33%	0.15%	1.48%	89.84%	10.16%
Nursing & Midwifery	4.62%	0.93%	5.55%	1.23%	6.78%	81.88%	18.12%
Health & Social Care Professionals	3.10%	0.39%	3.49%	0.97%	4.47%	78.23%	21.77%
Management & Administrative	5.60%	0.46%	6.06%	1.06%	7.12%	85.06%	14.94%
General Support	6.17%	0.78%	6.96%	1.22%	8.18%	85.04%	14.96%
Patient & Client Care	8.18%	0.82%	9.00%	0.97%	9.98%	90.26%	9.74%

Health Service Absence Rate - by Staff Category: Jul 2024	Certified absence	Self-certified absence	Non Covid-19 absence	Covid-19 Absence	Total absence rate	% Non Covid-19 absence	% Covid-19 absence
<b>IEHG</b>	<b>4.28%</b>	<b>0.54%</b>	<b>4.82%</b>	<b>0.73%</b>	<b>5.55%</b>	<b>86.82%</b>	<b>13.18%</b>
Medical & Dental	1.11%	0.16%	1.28%	0.14%	1.41%	90.34%	9.66%
Nursing & Midwifery	4.35%	0.68%	5.03%	0.78%	5.81%	86.60%	13.40%
Health & Social Care Professionals	4.02%	0.47%	4.49%	0.90%	5.39%	83.27%	16.73%
Management & Administrative	4.21%	0.47%	4.68%	0.96%	5.64%	83.03%	16.97%
General Support	7.24%	0.62%	7.86%	0.75%	8.61%	91.30%	8.70%
Patient & Client Care	6.23%	0.71%	6.93%	1.00%	7.94%	87.36%	12.64%

Health Service Absence Rate - by Staff Category: Jul 2024	Certified absence	Self-certified absence	Non Covid-19 absence	Covid-19 Absence	Total absence rate	% Non Covid-19 absence	% Covid-19 absence
<b>RCSI</b>	<b>4.10%</b>	<b>0.56%</b>	<b>4.66%</b>	<b>0.75%</b>	<b>5.42%</b>	<b>86.07%</b>	<b>13.93%</b>
Medical & Dental	0.60%	0.19%	0.79%	0.10%	0.89%	88.55%	11.45%
Nursing & Midwifery	4.07%	0.73%	4.80%	0.73%	5.54%	86.74%	13.26%
Health & Social Care Professionals	2.90%	0.39%	3.29%	1.00%	4.29%	76.65%	23.35%
Management & Administrative	4.73%	0.43%	5.16%	0.87%	6.03%	85.55%	14.45%
General Support	6.84%	0.75%	7.59%	1.07%	8.66%	87.60%	12.40%
Patient & Client Care	7.92%	0.73%	8.64%	1.16%	9.80%	88.21%	11.79%

Health Service Absence Rate - by Staff Category: Jul 2024	Certified absence	Self-certified absence	Non Covid-19 absence	Covid-19 Absence	Total absence rate	% Non Covid-19 absence	% Covid-19 absence
<b>Saolta</b>	<b>5.81%</b>	<b>0.58%</b>	<b>6.40%</b>	<b>1.14%</b>	<b>7.53%</b>	<b>84.90%</b>	<b>15.10%</b>
Medical & Dental	0.95%	0.27%	1.22%	0.28%	1.50%	81.39%	18.61%
Nursing & Midwifery	6.59%	0.89%	7.48%	1.46%	8.94%	83.69%	16.31%
Health & Social Care Professionals	6.00%	0.34%	6.34%	1.33%	7.67%	82.66%	17.34%
Management & Administrative	5.81%	0.40%	6.21%	1.10%	7.31%	84.91%	15.09%
General Support	7.78%	0.39%	8.17%	1.40%	9.57%	85.40%	14.60%
Patient & Client Care	9.87%	0.67%	10.54%	1.11%	11.66%	90.44%	9.56%

Health Service Absence Rate - by Staff Category: Jul 2024	Certified absence	Self-certified absence	Non Covid-19 absence	Covid-19 Absence	Total absence rate	% Non Covid-19 absence	% Covid-19 absence
<b>SSWHG</b>	<b>4.99%</b>	<b>0.74%</b>	<b>5.73%</b>	<b>0.86%</b>	<b>6.59%</b>	<b>86.94%</b>	<b>13.06%</b>
Medical & Dental	0.84%	0.06%	0.91%	0.10%	1.01%	89.72%	10.28%
Nursing & Midwifery	6.14%	1.14%	7.28%	1.02%	8.30%	87.71%	12.29%
Health & Social Care Professionals	4.37%	0.47%	4.84%	0.67%	5.51%	87.86%	12.14%
Management & Administrative	4.19%	0.55%	4.74%	1.08%	5.82%	81.44%	18.56%
General Support	6.47%	0.55%	7.02%	0.76%	7.78%	90.19%	9.81%
Patient & Client Care	7.84%	1.16%	8.99%	1.73%	10.72%	83.88%	16.12%

Health Service Absence Rate - by Staff Category: Jul 2024	Certified absence	Self-certified absence	Non Covid-19 absence	Covid-19 Absence	Total absence rate	% Non Covid-19 absence	% Covid-19 absence
<b>ULHG</b>	<b>5.71%</b>	<b>0.66%</b>	<b>6.38%</b>	<b>1.42%</b>	<b>7.80%</b>	<b>81.75%</b>	<b>18.25%</b>
Medical & Dental	1.00%	0.27%	1.27%	0.11%	1.38%	91.73%	8.27%
Nursing & Midwifery	5.86%	0.81%	6.67%	1.57%	8.25%	80.91%	19.09%
Health & Social Care Professionals	3.80%	0.60%	4.40%	1.20%	5.59%	78.62%	21.38%
Management & Administrative	6.67%	0.40%	7.07%	1.28%	8.35%	84.68%	15.32%
General Support	8.41%	0.78%	9.19%	2.67%	11.86%	77.46%	22.54%
Patient & Client Care	8.54%	0.98%	9.52%	1.38%	10.90%	87.33%	12.67%

Health Service Absence Rate - by Staff Category: Jul 2024	Certified absence	Self-certified absence	Non Covid-19 absence	Covid-19 Absence	Total absence rate	% Non Covid-19 absence	% Covid-19 absence
<b>Other Acute</b>	<b>3.29%</b>	<b>0.28%</b>	<b>3.57%</b>	<b>0.37%</b>	<b>3.94%</b>	<b>90.53%</b>	<b>9.47%</b>
Medical & Dental	0.00%	0.00%	0.00%	0.00%	0.00%		
Nursing & Midwifery	4.05%	0.87%	4.92%	0.00%	4.92%	100.00%	0.00%
Health & Social Care Professionals	0.20%	0.20%	0.41%	0.00%	0.41%	100.00%	0.00%
Management & Administrative	4.02%	0.17%	4.19%	0.56%	4.76%	88.19%	11.81%
General Support							
Patient & Client Care							

Health Service Absence Rate - by Staff Category: Jul 2024	Certified absence	Self-certified absence	Non Covid-19 absence	Covid-19 Absence	Total absence rate	% Non Covid-19 absence	% Covid-19 absence
<b>Beaumont Hospital</b>	<b>3.90%</b>	<b>0.39%</b>	<b>4.28%</b>	<b>0.82%</b>	<b>5.10%</b>	<b>84.01%</b>	<b>15.99%</b>
Medical & Dental	0.31%	0.00%	0.31%	0.00%	0.31%	100.00%	0.00%
Nursing & Midwifery	3.88%	0.42%	4.31%	0.74%	5.05%	85.31%	14.69%
Health & Social Care Professionals	2.51%	0.39%	2.91%	0.81%	3.71%	78.27%	21.73%
Management & Administrative	4.17%	0.40%	4.58%	1.35%	5.93%	77.25%	22.75%
General Support	6.59%	0.50%	7.09%	1.18%	8.28%	85.71%	14.29%
Patient & Client Care	8.61%	0.77%	9.38%	1.32%	10.70%	87.63%	12.37%

Health Service Absence Rate - by Staff Category: Jul 2024	Certified absence	Self-certified absence	Non Covid-19 absence	Covid-19 Absence	Total absence rate	% Non Covid-19 absence	% Covid-19 absence
<b>Cappagh National Orthopaedic H</b>	<b>3.18%</b>	<b>0.40%</b>	<b>3.58%</b>	<b>1.10%</b>	<b>4.68%</b>	<b>76.54%</b>	<b>23.46%</b>
Medical & Dental	0.00%	0.41%	0.41%	0.38%	0.79%	51.86%	48.14%
Nursing & Midwifery	2.91%	0.60%	3.51%	1.44%	4.95%	70.90%	29.10%
Health & Social Care Professionals	2.53%	0.09%	2.62%	1.32%	3.94%	66.46%	33.54%
Management & Administrative	3.03%	0.20%	3.23%	1.43%	4.66%	69.34%	30.66%
General Support	0.91%	0.41%	1.32%	0.00%	1.32%	100.00%	0.00%
Patient & Client Care	7.96%	0.47%	8.43%	0.65%	9.08%	92.86%	7.14%

Health Service Absence Rate - by Staff Category: Jul 2024	Certified absence	Self-certified absence	Non Covid-19 absence	Covid-19 Absence	Total absence rate	% Non Covid-19 absence	% Covid-19 absence
<b>CHI at Connolly</b>	<b>6.67%</b>	<b>0.51%</b>	<b>7.18%</b>	<b>1.13%</b>	<b>8.31%</b>	<b>86.41%</b>	<b>13.59%</b>
Medical & Dental	0.00%	0.32%	0.32%	0.00%	0.32%	100.00%	0.00%
Nursing & Midwifery	7.76%	0.63%	8.39%	1.95%	10.34%	81.18%	18.82%
Health & Social Care Professionals	7.78%	0.15%	7.94%	1.89%	9.82%	80.77%	19.23%
Management & Administrative	6.29%	0.81%	7.10%	0.00%	7.10%	100.00%	0.00%
General Support	0.00%	0.00%	0.00%	0.00%	0.00%		
Patient & Client Care	12.52%	0.70%	13.22%	0.70%	13.91%	94.98%	5.02%

Health Service Absence Rate - by Staff Category: Jul 2024	Certified absence	Self-certified absence	Non Covid-19 absence	Covid-19 Absence	Total absence rate	% Non Covid-19 absence	% Covid-19 absence
<b>CHI at Crumlin</b>	<b>3.61%</b>	<b>0.54%</b>	<b>4.15%</b>	<b>1.22%</b>	<b>5.36%</b>	<b>77.32%</b>	<b>22.68%</b>
Medical & Dental	1.21%	0.23%	1.44%	0.76%	2.20%	65.37%	34.63%
Nursing & Midwifery	3.94%	0.79%	4.73%	0.86%	5.59%	84.66%	15.34%
Health & Social Care Professionals	3.73%	0.21%	3.94%	1.89%	5.83%	67.54%	32.46%
Management & Administrative	4.13%	0.31%	4.45%	1.24%	5.68%	78.26%	21.74%
General Support	5.26%	0.90%	6.16%	2.66%	8.82%	69.81%	30.19%
Patient & Client Care	4.23%	0.80%	5.03%	0.96%	5.99%	83.96%	16.04%

Health Service Absence Rate - by Staff Category: Jul 2024	Certified absence	Self- certified absence	Non Covid-19 absence	Covid-19 Absence	Total absence rate	% Non Covid-19 absence	% Covid-19 absence
<b>CHI at Tallaght</b>	<b>2.60%</b>	<b>0.59%</b>	<b>3.19%</b>	<b>0.72%</b>	<b>3.91%</b>	<b>81.62%</b>	<b>18.38%</b>
Medical & Dental	0.00%	0.70%	0.70%	0.33%	1.02%	67.93%	32.07%
Nursing & Midwifery	3.22%	0.43%	3.65%	0.77%	4.41%	82.63%	17.37%
Health & Social Care Professionals	5.73%	0.91%	6.65%	2.37%	9.02%	73.73%	26.27%
Management & Administrative	4.61%	0.64%	5.26%	0.25%	5.51%	95.49%	4.51%
General Support	0.00%	0.00%	0.00%	0.00%	0.00%		
Patient & Client Care	0.45%	1.21%	1.66%	1.16%	2.82%	58.88%	41.12%

Health Service Absence Rate - by Staff Category: Jul 2024	Certified absence	Self- certified absence	Non Covid-19 absence	Covid-19 Absence	Total absence rate	% Non Covid-19 absence	% Covid-19 absence
<b>CHI at Temple Street</b>	<b>4.37%</b>	<b>0.45%</b>	<b>4.81%</b>	<b>1.54%</b>	<b>6.35%</b>	<b>75.77%</b>	<b>24.23%</b>
Medical & Dental	0.05%	0.18%	0.24%	0.07%	0.31%	77.10%	22.90%
Nursing & Midwifery	5.04%	0.59%	5.62%	1.96%	7.59%	74.13%	25.87%
Health & Social Care Professionals	5.10%	0.37%	5.47%	3.37%	8.84%	61.93%	38.07%
Management & Administrative	5.98%	0.40%	6.38%	0.81%	7.19%	88.71%	11.29%
General Support	7.65%	0.06%	7.71%	0.21%	7.92%	97.32%	2.68%
Patient & Client Care	5.88%	1.43%	7.31%	3.70%	11.01%	66.43%	33.57%



Health Service Absence Rate - by Staff Category: Jul 2024	Certified absence	Self- certified absence	Non Covid-19 absence	Covid-19 Absence	Total absence rate	% Non Covid-19 absence	% Covid-19 absence
<b>CHI Corporate</b>	<b>0.47%</b>	<b>0.00%</b>	<b>0.47%</b>	<b>0.19%</b>	<b>0.66%</b>	<b>71.43%</b>	<b>28.57%</b>
Medical & Dental	0.00%	0.00%	0.00%	0.00%	0.00%		
Nursing & Midwifery	0.00%	0.00%	0.00%	0.00%	0.00%		
Health & Social Care Professionals	0.00%	0.00%	0.00%	1.84%	1.84%	0.00%	100.00%
Management & Administrative	0.59%	0.00%	0.59%	0.00%	0.59%	100.00%	0.00%
General Support							
Patient & Client Care							

Health Service Absence Rate - by Staff Category: Jul 2024	Certified absence	Self- certified absence	Non Covid-19 absence	Covid-19 Absence	Total absence rate	% Non Covid-19 absence	% Covid-19 absence
<b>CHI Programme</b>	<b>0.81%</b>	<b>0.15%</b>	<b>0.96%</b>	<b>0.38%</b>	<b>1.33%</b>	<b>71.85%</b>	<b>28.15%</b>
Medical & Dental	0.00%	0.00%	0.00%	0.00%	0.00%		
Nursing & Midwifery	0.00%	0.00%	0.00%	0.00%	0.00%		
Health & Social Care Professionals	0.00%	0.00%	0.00%	0.00%	0.00%		
Management & Administrative	1.00%	0.19%	1.18%	0.46%	1.65%	71.85%	28.15%
General Support	0.00%	0.00%	0.00%	0.00%	0.00%		
Patient & Client Care							

Health Service Absence Rate - by Staff Category: Jul 2024	Certified absence	Self- certified absence	Non Covid-19 absence	Covid-19 Absence	Total absence rate	% Non Covid-19 absence	% Covid-19 absence
<b>Coombe Women &amp; Infants Univer</b>	<b>2.96%</b>	<b>0.97%</b>	<b>3.93%</b>	<b>0.05%</b>	<b>3.98%</b>	<b>98.85%</b>	<b>1.15%</b>
Medical & Dental	1.22%	0.72%	1.94%	0.00%	1.94%	100.00%	0.00%
Nursing & Midwifery	3.53%	1.30%	4.83%	0.06%	4.90%	98.76%	1.24%
Health & Social Care Professionals	0.99%	0.30%	1.29%	0.00%	1.29%	100.00%	0.00%
Management & Administrative	2.42%	0.43%	2.84%	0.00%	2.84%	100.00%	0.00%
General Support	4.97%	1.23%	6.20%	0.15%	6.34%	97.70%	2.30%
Patient & Client Care	2.47%	1.12%	3.59%	0.00%	3.59%	100.00%	0.00%

Health Service Absence Rate - by Staff Category: Jul 2024	Certified absence	Self- certified absence	Non Covid-19 absence	Covid-19 Absence	Total absence rate	% Non Covid-19 absence	% Covid-19 absence
<b>Mater Misericordiae University Ho</b>	<b>3.09%</b>	<b>0.54%</b>	<b>3.63%</b>	<b>0.66%</b>	<b>4.29%</b>	<b>84.68%</b>	<b>15.32%</b>
Medical & Dental	0.53%	0.09%	0.62%	0.19%	0.81%	76.50%	23.50%
Nursing & Midwifery	2.85%	0.78%	3.63%	0.58%	4.21%	86.19%	13.81%
Health & Social Care Professionals	2.80%	0.45%	3.25%	1.11%	4.36%	74.50%	25.50%
Management & Administrative	4.28%	0.47%	4.75%	0.70%	5.45%	87.13%	12.87%
General Support	8.10%	0.67%	8.77%	1.11%	9.88%	88.73%	11.27%
Patient & Client Care	3.76%	0.39%	4.15%	0.88%	5.03%	82.51%	17.49%

Health Service Absence Rate - by Staff Category: Jul 2024	Certified absence	Self- certified absence	Non Covid-19 absence	Covid-19 Absence	Total absence rate	% Non Covid-19 absence	% Covid-19 absence
<b>Mercy University Hospital</b>	<b>3.94%</b>	<b>0.87%</b>	<b>4.81%</b>	<b>0.55%</b>	<b>5.35%</b>	<b>89.76%</b>	<b>10.24%</b>
Medical & Dental	0.37%	0.21%	0.58%	0.25%	0.83%	69.32%	30.68%
Nursing & Midwifery	4.02%	1.28%	5.30%	0.48%	5.78%	91.64%	8.36%
Health & Social Care Professionals	5.48%	0.39%	5.87%	0.51%	6.38%	91.96%	8.04%
Management & Administrative	3.16%	0.62%	3.78%	1.10%	4.88%	77.47%	22.53%
General Support	4.79%	0.40%	5.19%	0.70%	5.90%	88.06%	11.94%
Patient & Client Care	6.87%	1.45%	8.32%	0.30%	8.62%	96.52%	3.48%

Health Service Absence Rate - by Staff Category: Jul 2024	Certified absence	Self- certified absence	Non Covid-19 absence	Covid-19 Absence	Total absence rate	% Non Covid-19 absence	% Covid-19 absence
<b>National Maternity Hospital</b>	<b>2.56%</b>	<b>0.24%</b>	<b>2.81%</b>	<b>0.91%</b>	<b>3.72%</b>	<b>75.52%</b>	<b>24.48%</b>
Medical & Dental	2.54%	0.00%	2.54%	0.00%	2.54%	100.00%	0.00%
Nursing & Midwifery	2.57%	0.31%	2.88%	1.08%	3.97%	72.73%	27.27%
Health & Social Care Professionals	1.24%	0.22%	1.46%	1.63%	3.09%	47.16%	52.84%
Management & Administrative	3.19%	0.33%	3.53%	0.55%	4.07%	86.58%	13.42%
General Support	2.91%	0.25%	3.15%	0.33%	3.48%	90.56%	9.44%
Patient & Client Care	2.00%	0.08%	2.09%	3.05%	5.14%	40.64%	59.36%

Health Service Absence Rate - by Staff Category: Jul 2024	Certified absence	Self- certified absence	Non Covid-19 absence	Covid-19 Absence	Total absence rate	% Non Covid-19 absence	% Covid-19 absence
<b>National Rehabilitation Hospital</b>	<b>4.72%</b>	<b>0.85%</b>	<b>5.58%</b>	<b>1.11%</b>	<b>6.69%</b>	<b>83.42%</b>	<b>16.58%</b>
Medical & Dental	0.82%	0.53%	1.34%	1.91%	3.26%	41.27%	58.73%
Nursing & Midwifery	4.61%	1.05%	5.66%	0.46%	6.12%	92.43%	7.57%
Health & Social Care Professionals	5.40%	0.68%	6.08%	1.54%	7.62%	79.81%	20.19%
Management & Administrative	2.48%	0.50%	2.98%	1.36%	4.34%	68.64%	31.36%
General Support	3.05%	1.01%	4.06%	2.17%	6.23%	65.16%	34.84%
Patient & Client Care	7.44%	1.05%	8.49%	0.55%	9.04%	93.88%	6.12%

Health Service Absence Rate - by Staff Category: Jul 2024	Certified absence	Self- certified absence	Non Covid-19 absence	Covid-19 Absence	Total absence rate	% Non Covid-19 absence	% Covid-19 absence
<b>Rotunda Hospital</b>	<b>3.87%</b>	<b>0.90%</b>	<b>4.77%</b>	<b>0.35%</b>	<b>5.12%</b>	<b>93.16%</b>	<b>6.84%</b>
Medical & Dental	0.93%	0.51%	1.44%	0.00%	1.44%	100.00%	0.00%
Nursing & Midwifery	3.60%	0.94%	4.55%	0.05%	4.59%	98.93%	1.07%
Health & Social Care Professionals	2.79%	0.60%	3.38%	1.50%	4.88%	69.26%	30.74%
Management & Administrative	2.53%	0.29%	2.82%	0.73%	3.55%	79.37%	20.63%
General Support	6.06%	1.93%	7.99%	0.75%	8.74%	91.38%	8.62%
Patient & Client Care	13.70%	1.03%	14.73%	0.00%	14.73%	100.00%	0.00%

Health Service Absence Rate - by Staff Category: Jul 2024	Certified absence	Self-certified absence	Non Covid-19 absence	Covid-19 Absence	Total absence rate	% Non Covid-19 absence	% Covid-19 absence
<b>Royal Victoria Eye and Ear Hospital</b>	<b>4.42%</b>	<b>0.64%</b>	<b>5.06%</b>	<b>0.57%</b>	<b>5.63%</b>	<b>89.87%</b>	<b>10.13%</b>
Medical & Dental	4.32%	0.36%	4.68%	0.00%	4.68%	100.00%	0.00%
Nursing & Midwifery	5.26%	0.86%	6.12%	0.89%	7.01%	87.34%	12.66%
Health & Social Care Professionals	11.77%	0.36%	12.13%	0.00%	12.13%	100.00%	0.00%
Management & Administrative	2.04%	0.37%	2.41%	0.75%	3.16%	76.13%	23.87%
General Support	1.35%	0.63%	1.98%	0.67%	2.66%	74.60%	25.40%
Patient & Client Care	10.80%	2.28%	13.08%	0.00%	13.08%	100.00%	0.00%

Health Service Absence Rate - by Staff Category: Jul 2024	Certified absence	Self-certified absence	Non Covid-19 absence	Covid-19 Absence	Total absence rate	% Non Covid-19 absence	% Covid-19 absence
<b>South Infirmary Victoria University</b>	<b>3.14%</b>	<b>0.49%</b>	<b>3.64%</b>	<b>0.78%</b>	<b>4.41%</b>	<b>82.39%</b>	<b>17.61%</b>
Medical & Dental	1.17%	0.00%	1.17%	0.00%	1.17%	100.00%	0.00%
Nursing & Midwifery	3.82%	0.68%	4.50%	1.27%	5.77%	78.01%	21.99%
Health & Social Care Professionals	0.73%	0.10%	0.83%	0.17%	1.01%	82.62%	17.38%
Management & Administrative	2.27%	0.50%	2.77%	1.06%	3.83%	72.23%	27.77%
General Support	5.74%	0.49%	6.24%	0.11%	6.35%	98.26%	1.74%
Patient & Client Care	5.04%	1.04%	6.08%	0.00%	6.08%	100.00%	0.00%

Health Service Absence Rate - by Staff Category: Jul 2024	Certified absence	Self- certified absence	Non Covid-19 absence	Covid-19 Absence	Total absence rate	% Non Covid-19 absence	% Covid-19 absence
<b>St. James's Hospital</b>	<b>3.87%</b>	<b>0.71%</b>	<b>4.59%</b>	<b>0.83%</b>	<b>5.42%</b>	<b>84.75%</b>	<b>15.25%</b>
Medical & Dental	0.95%	0.06%	1.01%	0.06%	1.08%	94.23%	5.77%
Nursing & Midwifery	4.19%	1.06%	5.24%	1.16%	6.41%	81.84%	18.16%
Health & Social Care Professionals	1.66%	0.36%	2.02%	0.95%	2.98%	67.97%	32.03%
Management & Administrative	5.42%	0.50%	5.92%	0.85%	6.77%	87.39%	12.61%
General Support	5.13%	0.74%	5.87%	0.97%	6.84%	85.76%	14.24%
Patient & Client Care	6.85%	1.14%	7.99%	0.45%	8.44%	94.67%	5.33%

Health Service Absence Rate - by Staff Category: Jul 2024	Certified absence	Self- certified absence	Non Covid-19 absence	Covid-19 Absence	Total absence rate	% Non Covid-19 absence	% Covid-19 absence
<b>St. John's Hospital Limerick</b>	<b>3.11%</b>	<b>0.44%</b>	<b>3.56%</b>	<b>1.90%</b>	<b>5.46%</b>	<b>65.14%</b>	<b>34.86%</b>
Medical & Dental	0.67%	0.10%	0.77%	0.00%	0.77%	100.00%	0.00%
Nursing & Midwifery	3.59%	0.45%	4.04%	1.58%	5.62%	71.90%	28.10%
Health & Social Care Professionals	1.68%	0.21%	1.89%	0.00%	1.89%	100.00%	0.00%
Management & Administrative	3.31%	0.41%	3.73%	0.00%	3.73%	100.00%	0.00%
General Support	6.22%	0.52%	6.74%	9.58%	16.32%	41.31%	58.69%
Patient & Client Care	0.66%	0.81%	1.48%	1.11%	2.58%	57.14%	42.86%

Health Service Absence Rate - by Staff Category: Jul 2024	Certified absence	Self- certified absence	Non Covid-19 absence	Covid-19 Absence	Total absence rate	% Non Covid-19 absence	% Covid-19 absence
<b>St. Michael's Hospital</b>	<b>3.86%</b>	<b>0.42%</b>	<b>4.27%</b>	<b>0.50%</b>	<b>4.77%</b>	<b>89.58%</b>	<b>10.42%</b>
Medical & Dental	2.55%	0.00%	2.55%	0.00%	2.55%	100.00%	0.00%
Nursing & Midwifery	3.30%	0.59%	3.88%	0.90%	4.79%	81.11%	18.89%
Health & Social Care Professionals	2.84%	0.53%	3.37%	0.00%	3.37%	100.00%	0.00%
Management & Administrative	4.20%	0.48%	4.68%	0.37%	5.06%	92.61%	7.39%
General Support	8.35%	0.20%	8.55%	0.35%	8.90%	96.01%	3.99%
Patient & Client Care	2.83%	0.00%	2.83%	0.00%	2.83%	100.00%	0.00%

Health Service Absence Rate - by Staff Category: Jul 2024	Certified absence	Self- certified absence	Non Covid-19 absence	Covid-19 Absence	Total absence rate	% Non Covid-19 absence	% Covid-19 absence
<b>St. Vincent's University Hospital</b>	<b>3.21%</b>	<b>0.49%</b>	<b>3.71%</b>	<b>0.46%</b>	<b>4.17%</b>	<b>88.91%</b>	<b>11.09%</b>
Medical & Dental	0.74%	0.07%	0.81%	0.11%	0.92%	87.95%	12.05%
Nursing & Midwifery	3.86%	0.54%	4.40%	0.37%	4.77%	92.26%	7.74%
Health & Social Care Professionals	2.43%	0.43%	2.86%	0.59%	3.45%	82.84%	17.16%
Management & Administrative	3.55%	0.67%	4.22%	0.93%	5.15%	81.88%	18.12%
General Support	2.91%	0.71%	3.63%	0.63%	4.26%	85.11%	14.89%
Patient & Client Care	6.78%	0.70%	7.48%	0.43%	7.91%	94.52%	5.48%

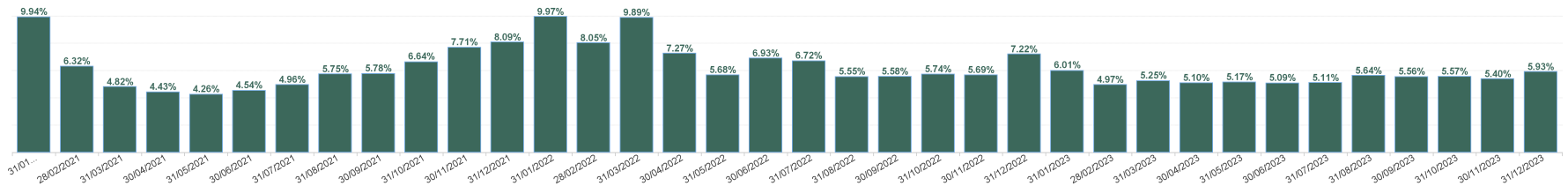
<b>Health Service Absence Rate - by Staff Category: Jul 2024</b>	<b>Certified absence</b>	<b>Self- certified absence</b>	<b>Non Covid-19 absence</b>	<b>Covid-19 Absence</b>	<b>Total absence rate</b>	<b>% Non Covid-19 absence</b>	<b>% Covid-19 absence</b>
<b>Tallaght University Hospital</b>	<b>4.11%</b>	<b>0.55%</b>	<b>4.66%</b>	<b>1.51%</b>	<b>6.18%</b>	<b>75.50%</b>	<b>24.50%</b>
Medical & Dental	1.19%	0.36%	1.55%	0.34%	1.88%	82.17%	17.83%
Nursing & Midwifery	3.80%	0.72%	4.52%	1.58%	6.10%	74.15%	25.85%
Health & Social Care Professionals	4.13%	0.53%	4.66%	1.84%	6.50%	71.73%	28.27%
Management & Administrative	6.47%	0.44%	6.91%	1.79%	8.70%	79.39%	20.61%
General Support	6.05%	0.67%	6.72%	1.91%	8.63%	77.84%	22.16%
Patient & Client Care	4.51%	0.24%	4.75%	1.90%	6.66%	71.42%	28.58%



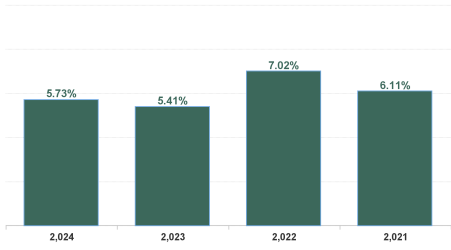
Year / Month	Certified absence	Self-certified absence	Non Covid-19 absence	Covid-19 Absence	Total absence rate	Medical & Dental	Nursing & Midwifery	Health & Social Care Professionals	Management & Administrative	General Support	Patient & Client Care
Jul 2024	4.68%	0.61%	5.29%	0.94%	6.23%	1.26%	6.89%	5.37%	6.42%	8.89%	9.95%
Jun 2024	4.67%	0.69%	5.37%	0.77%	6.14%	1.68%	6.67%	5.18%	6.02%	8.53%	9.41%
May 2024	4.40%	0.66%	5.06%	0.32%	5.38%	1.47%	6.07%	4.43%	5.09%	7.73%	7.86%
Apr 2024	4.35%	0.68%	5.03%	0.22%	5.25%	1.35%	5.89%	4.46%	4.91%	7.56%	7.95%
Mar 2024	4.46%	0.71%	5.17%	0.24%	5.41%	1.55%	6.09%	4.33%	5.22%	7.75%	7.70%
Feb 2024	4.43%	0.72%	5.14%	0.32%	5.46%	1.40%	6.17%	4.40%	5.44%	7.54%	8.14%
Jan 2024	4.75%	0.83%	5.57%	0.63%	6.21%	1.24%	7.03%	5.42%	6.17%	8.64%	9.23%
<b>2024</b>	<b>4.53%</b>	<b>0.70%</b>	<b>5.23%</b>	<b>0.49%</b>	<b>5.73%</b>	<b>1.41%</b>	<b>6.40%</b>	<b>4.80%</b>	<b>5.61%</b>	<b>8.10%</b>	<b>8.59%</b>
Dec 2023	4.40%	0.87%	5.26%	0.66%	5.93%	1.24%	6.81%	5.28%	5.75%	7.60%	8.69%
Nov 2023	4.23%	0.71%	4.94%	0.47%	5.40%	1.27%	6.23%	4.46%	5.14%	7.48%	8.09%
Oct 2023	4.22%	0.79%	5.00%	0.57%	5.57%	1.28%	6.44%	4.30%	5.50%	7.94%	8.16%
Sep 2023	4.16%	0.69%	4.84%	0.72%	5.56%	1.29%	6.54%	4.38%	5.20%	7.59%	8.37%
Aug 2023	4.22%	0.68%	4.90%	0.74%	5.64%	1.23%	6.71%	4.41%	5.07%	7.61%	8.76%
Jul 2023	4.14%	0.62%	4.76%	0.36%	5.11%	1.02%	6.03%	4.04%	4.63%	7.17%	7.67%
Jun 2023	4.16%	0.58%	4.75%	0.34%	5.09%	1.23%	6.00%	3.92%	4.58%	6.86%	7.59%
May 2023	4.06%	0.63%	4.69%	0.47%	5.17%	1.19%	6.19%	4.14%	4.66%	6.69%	7.66%
Apr 2023	3.96%	0.65%	4.61%	0.49%	5.10%	1.16%	6.23%	3.58%	4.56%	6.58%	7.54%
Mar 2023	3.98%	0.74%	4.72%	0.53%	5.25%	1.36%	6.07%	4.19%	4.97%	7.18%	7.81%
Feb 2023	3.87%	0.67%	4.55%	0.43%	4.97%	1.17%	5.89%	4.08%	4.60%	6.77%	6.74%
Jan 2023	4.52%	0.75%	5.27%	0.74%	6.01%	1.26%	7.19%	4.78%	5.58%	7.99%	8.28%
<b>2023</b>	<b>4.16%</b>	<b>0.70%</b>	<b>4.86%</b>	<b>0.55%</b>	<b>5.41%</b>	<b>1.23%</b>	<b>6.37%</b>	<b>4.30%</b>	<b>5.03%</b>	<b>7.30%</b>	<b>7.96%</b>
Dec 2022	4.94%	1.01%	5.96%	1.26%	7.22%	1.79%	8.56%	6.00%	6.95%	9.13%	9.72%
Nov 2022	4.13%	0.83%	4.96%	0.73%	5.69%	1.51%	6.58%	4.37%	5.39%	7.92%	8.23%
Oct 2022	4.21%	0.73%	4.94%	0.80%	5.74%	1.57%	6.48%	4.61%	5.49%	7.99%	8.21%
Sep 2022	4.21%	0.69%	4.90%	0.68%	5.58%	1.31%	6.57%	4.18%	4.94%	7.94%	8.38%
Aug 2022	4.17%	0.61%	4.78%	0.77%	5.55%	1.47%	6.50%	4.15%	4.84%	7.92%	8.27%
Jul 2022	4.21%	0.67%	4.88%	1.84%	6.72%	1.68%	7.86%	5.16%	5.95%	9.18%	9.86%
Jun 2022	4.18%	0.70%	4.89%	2.04%	6.93%	1.84%	8.34%	5.60%	6.34%	9.30%	8.87%
May 2022	3.94%	0.72%	4.66%	1.02%	5.68%	1.50%	6.68%	4.61%	5.21%	7.41%	8.22%
Apr 2022	4.13%	0.63%	4.77%	2.50%	7.27%	2.06%	8.77%	5.81%	6.50%	9.34%	9.97%
Mar 2022	4.07%	0.64%	4.71%	5.18%	9.89%	3.23%	12.03%	9.33%	9.14%	11.38%	11.81%
Feb 2022	3.84%	0.58%	4.42%	3.63%	8.05%	2.53%	9.72%	7.30%	7.20%	9.86%	10.11%
Jan 2022	3.74%	0.48%	4.21%	5.75%	9.97%	2.87%	11.53%	8.81%	9.84%	13.05%	12.56%
<b>2022</b>	<b>4.15%</b>	<b>0.69%</b>	<b>4.84%</b>	<b>2.18%</b>	<b>7.02%</b>	<b>1.94%</b>	<b>8.30%</b>	<b>5.85%</b>	<b>6.48%</b>	<b>9.19%</b>	<b>9.50%</b>
Dec 2021	4.15%	0.60%	4.76%	3.33%	8.09%	2.37%	9.41%	7.56%	7.83%	10.12%	10.54%
Nov 2021	4.41%	0.82%	5.24%	2.48%	7.71%	2.12%	8.52%	7.33%	8.27%	10.30%	9.97%
Oct 2021	4.26%	0.71%	4.97%	1.67%	6.64%	1.91%	7.47%	5.66%	6.42%	8.87%	9.61%
Sep 2021	4.04%	0.60%	4.64%	1.13%	5.78%	1.59%	6.77%	4.31%	5.40%	7.94%	8.70%
Aug 2021	3.92%	0.58%	4.50%	1.25%	5.75%	1.60%	6.71%	4.34%	5.41%	7.45%	8.89%
Jul 2021	3.66%	0.52%	4.19%	0.78%	4.96%	1.06%	5.86%	3.86%	4.75%	6.75%	6.99%
Jun 2021	3.49%	0.50%	4.00%	0.55%	4.54%	1.02%	5.44%	3.23%	3.97%	6.12%	7.24%
May 2021	3.19%	0.44%	3.63%	0.63%	4.26%	0.99%	5.07%	2.93%	4.03%	5.83%	6.25%
Apr 2021	3.21%	0.40%	3.61%	0.82%	4.43%	1.19%	5.38%	2.95%	3.75%	6.06%	6.80%
Mar 2021	3.28%	0.40%	3.68%	1.14%	4.82%	1.14%	5.86%	3.34%	4.12%	6.47%	7.60%
Feb 2021	3.53%	0.54%	4.07%	2.25%	6.32%	1.65%	7.56%	4.03%	5.60%	8.61%	10.32%
Jan 2021	3.63%	0.45%	4.09%	5.85%	9.94%	4.55%	12.22%	6.37%	8.03%	12.28%	13.63%
<b>2021</b>	<b>3.74%</b>	<b>0.55%</b>	<b>4.29%</b>	<b>1.82%</b>	<b>6.11%</b>	<b>1.76%</b>	<b>7.19%</b>	<b>4.68%</b>	<b>5.65%</b>	<b>8.07%</b>	<b>8.88%</b>

Year / Month	Certified absence	Self-certified absence	Non Covid-19 absence	Covid-19 Absence	Total absence rate	CHI	DMHG	IEHG	RCSI	Saolta	SSWHG	ULHG	Other Acute	Acute Services
Jul 2024	4.68%	0.61%	5.29%	0.94%	6.23%	5.44%	6.23%	5.55%	5.42%	7.53%	6.59%	7.80%	3.94%	6.23%
Jun 2024	4.67%	0.69%	5.37%	0.77%	6.14%	5.44%	6.21%	5.58%	5.73%	6.87%	6.05%	7.66%	2.14%	6.14%
May 2024	4.40%	0.66%	5.06%	0.32%	5.38%	5.26%	5.35%	5.14%	4.73%	5.70%	5.88%	6.75%	2.71%	5.38%
Apr 2024	4.35%	0.68%	5.03%	0.22%	5.25%	4.90%	5.28%	5.17%	4.71%	5.30%	5.59%	6.59%	3.95%	5.25%
Mar 2024	4.46%	0.71%	5.17%	0.24%	5.41%	5.31%	5.58%	5.26%	4.75%	5.40%	5.79%	6.80%	5.10%	5.41%
Feb 2024	4.43%	0.72%	5.14%	0.32%	5.46%	5.44%	5.62%	5.47%	4.80%	5.31%	5.61%	6.69%	3.23%	5.46%
Jan 2024	4.75%	0.83%	5.57%	0.63%	6.21%	6.47%	6.48%	5.83%	5.74%	6.43%	6.20%	7.29%	2.05%	6.21%
<b>2024</b>	<b>4.53%</b>	<b>0.70%</b>	<b>5.23%</b>	<b>0.49%</b>	<b>5.73%</b>	<b>5.48%</b>	<b>5.85%</b>	<b>5.43%</b>	<b>5.12%</b>	<b>6.06%</b>	<b>5.97%</b>	<b>7.08%</b>	<b>3.28%</b>	<b>5.73%</b>
Dec 2023	4.40%	0.87%	5.26%	0.66%	5.93%	6.42%	6.34%	5.62%	5.23%	6.07%	5.62%	7.70%	2.58%	5.93%
Nov 2023	4.23%	0.71%	4.94%	0.47%	5.40%	5.43%	5.73%	4.84%	4.89%	5.75%	5.43%	6.81%	1.29%	5.40%
Oct 2023	4.22%	0.79%	5.00%	0.57%	5.57%	5.05%	5.83%	4.92%	5.22%	5.74%	5.78%	7.39%	2.12%	5.57%
Sep 2023	4.16%	0.69%	4.84%	0.72%	5.56%	4.93%	5.86%	5.11%	5.09%	5.70%	5.59%	7.57%	1.30%	5.56%
Aug 2023	4.22%	0.68%	4.90%	0.74%	5.64%	4.88%	5.92%	5.44%	4.96%	6.04%	5.40%	7.88%	2.02%	5.64%
Jul 2023	4.14%	0.62%	4.76%	0.36%	5.11%	5.01%	5.16%	5.03%	4.65%	5.16%	5.12%	6.69%	2.41%	5.11%
Jun 2023	4.16%	0.58%	4.75%	0.34%	5.09%	4.52%	5.36%	4.87%	4.66%	5.29%	4.89%	6.46%	3.13%	5.09%
May 2023	4.06%	0.63%	4.69%	0.47%	5.17%	4.50%	5.41%	4.74%	4.69%	5.66%	5.02%	6.91%	2.71%	5.17%
Apr 2023	3.96%	0.65%	4.61%	0.49%	5.10%	4.70%	5.25%	4.78%	5.00%	4.96%	4.69%	7.32%	1.21%	5.10%
Mar 2023	3.98%	0.74%	4.72%	0.53%	5.25%	4.91%	5.82%	4.72%	5.28%	5.82%	3.78%	7.07%	1.69%	5.25%
Feb 2023	3.87%	0.67%	4.55%	0.43%	4.97%	4.15%	5.42%	4.38%	5.08%	5.05%	4.47%	6.49%	0.95%	4.97%
Jan 2023	4.52%	0.75%	5.27%	0.74%	6.01%	5.29%	6.26%	5.51%	5.74%	6.19%	5.91%	7.73%	2.94%	6.01%
<b>2023</b>	<b>4.16%</b>	<b>0.70%</b>	<b>4.86%</b>	<b>0.55%</b>	<b>5.41%</b>	<b>4.99%</b>	<b>5.71%</b>	<b>5.00%</b>	<b>5.05%</b>	<b>5.63%</b>	<b>5.14%</b>	<b>7.17%</b>	<b>2.04%</b>	<b>5.41%</b>
Dec 2022	4.94%	1.01%	5.96%	1.26%	7.22%	6.86%	8.41%	6.55%	7.00%	6.99%	6.11%	9.37%	3.38%	7.22%
Nov 2022	4.13%	0.83%	4.96%	0.73%	5.69%	5.42%	6.08%	4.72%	5.70%	5.86%	5.50%	7.20%	4.50%	5.69%
Oct 2022	4.21%	0.73%	4.94%	0.80%	5.74%	6.13%	5.89%	4.70%	6.12%	5.61%	5.44%	7.61%	4.36%	5.74%
Sep 2022	4.21%	0.69%	4.90%	0.68%	5.58%	5.94%	5.71%	4.50%	5.62%	5.79%	5.17%	7.86%	1.74%	5.58%
Aug 2022	4.17%	0.61%	4.78%	0.77%	5.55%	5.98%	5.16%	4.70%	5.46%	6.10%	5.25%	8.13%	2.72%	5.55%
Jul 2022	4.21%	0.67%	4.88%	1.84%	6.72%	6.74%	6.36%	5.75%	6.91%	7.32%	6.18%	9.33%	2.78%	6.72%
Jun 2022	4.18%	0.70%	4.89%	2.04%	6.93%	6.86%	6.30%	6.79%	6.56%	7.05%	7.62%	8.72%	2.52%	6.93%
May 2022	3.94%	0.72%	4.66%	1.02%	5.68%	5.77%	5.36%	5.69%	5.55%	5.89%	5.10%	7.61%	1.45%	5.68%
Apr 2022	4.13%	0.63%	4.77%	2.50%	7.27%	6.89%	7.07%	8.32%	6.43%	6.79%	7.25%	9.34%	4.64%	7.27%
Mar 2022	4.07%	0.64%	4.71%	5.18%	9.89%	8.99%	9.35%	11.77%	8.57%	10.01%	9.76%	11.75%	3.96%	9.89%
Feb 2022	3.84%	0.58%	4.42%	3.63%	8.05%	8.09%	7.88%	8.61%	8.19%	7.58%	6.77%	10.13%		8.05%
Jan 2022	3.74%	0.48%	4.21%	5.75%	9.97%	9.68%	8.66%	10.39%	10.14%	10.28%	9.52%	12.25%		9.97%
<b>2022</b>	<b>4.15%</b>	<b>0.69%</b>	<b>4.84%</b>	<b>2.18%</b>	<b>7.02%</b>	<b>6.94%</b>	<b>6.85%</b>	<b>6.86%</b>	<b>6.85%</b>	<b>7.09%</b>	<b>6.62%</b>	<b>9.11%</b>	<b>3.21%</b>	<b>7.02%</b>
Dec 2021	4.15%	0.60%	4.76%	3.33%	8.09%	7.85%	7.87%	9.99%	7.66%	7.48%	6.54%	9.43%		8.09%
Nov 2021	4.41%	0.82%	5.24%	2.48%	7.71%	8.10%	7.68%	8.63%	7.33%	7.49%	6.20%	9.76%		7.71%
Oct 2021	4.26%	0.71%	4.97%	1.67%	6.64%	6.94%	6.51%	7.34%	6.32%	6.39%	5.68%	8.54%		6.64%
Sep 2021	4.04%	0.60%	4.64%	1.13%	5.78%	5.58%	5.62%	5.68%	5.75%	5.70%	5.35%	7.66%		5.78%
Aug 2021	3.92%	0.58%	4.50%	1.25%	5.75%	5.83%	5.65%	6.32%	5.57%	5.50%	4.89%	7.49%		5.75%
Jul 2021	3.66%	0.52%	4.19%	0.78%	4.96%	5.13%	4.89%	4.94%	4.81%	5.03%	4.45%	6.43%		4.96%
Jun 2021	3.49%	0.50%	4.00%	0.55%	4.54%	4.58%	4.64%	4.29%	4.50%	4.52%	4.07%	5.93%		4.54%
May 2021	3.19%	0.44%	3.63%	0.63%	4.26%	4.20%	4.34%	4.26%	4.31%	3.96%	4.11%	4.88%		4.26%
Apr 2021	3.21%	0.40%	3.61%	0.82%	4.43%	4.30%	4.70%	4.13%	4.19%	4.39%	4.27%	5.65%		4.43%
Mar 2021	3.28%	0.40%	3.68%	1.14%	4.82%	4.12%	4.95%	4.46%	4.83%	4.63%	4.71%	6.48%		4.82%
Feb 2021	3.53%	0.54%	4.07%	2.25%	6.32%	4.51%	6.39%	5.98%	6.54%	6.49%	5.32%	9.42%		6.32%
Jan 2021	3.63%	0.45%	4.09%	5.85%	9.94%	7.57%	8.66%	9.90%	10.54%	10.52%	9.20%	14.12%		9.94%
<b>2021</b>	<b>3.74%</b>	<b>0.55%</b>	<b>4.29%</b>	<b>1.82%</b>	<b>6.11%</b>	<b>5.74%</b>	<b>5.98%</b>	<b>6.35%</b>	<b>6.02%</b>	<b>6.01%</b>	<b>5.42%</b>	<b>8.00%</b>		<b>6.11%</b>

Total Absence Rate



Total Absence Rate



% of Absence Non Covid-19 / Covid-19

