

## Acute Services Employment Report: SEP 2024

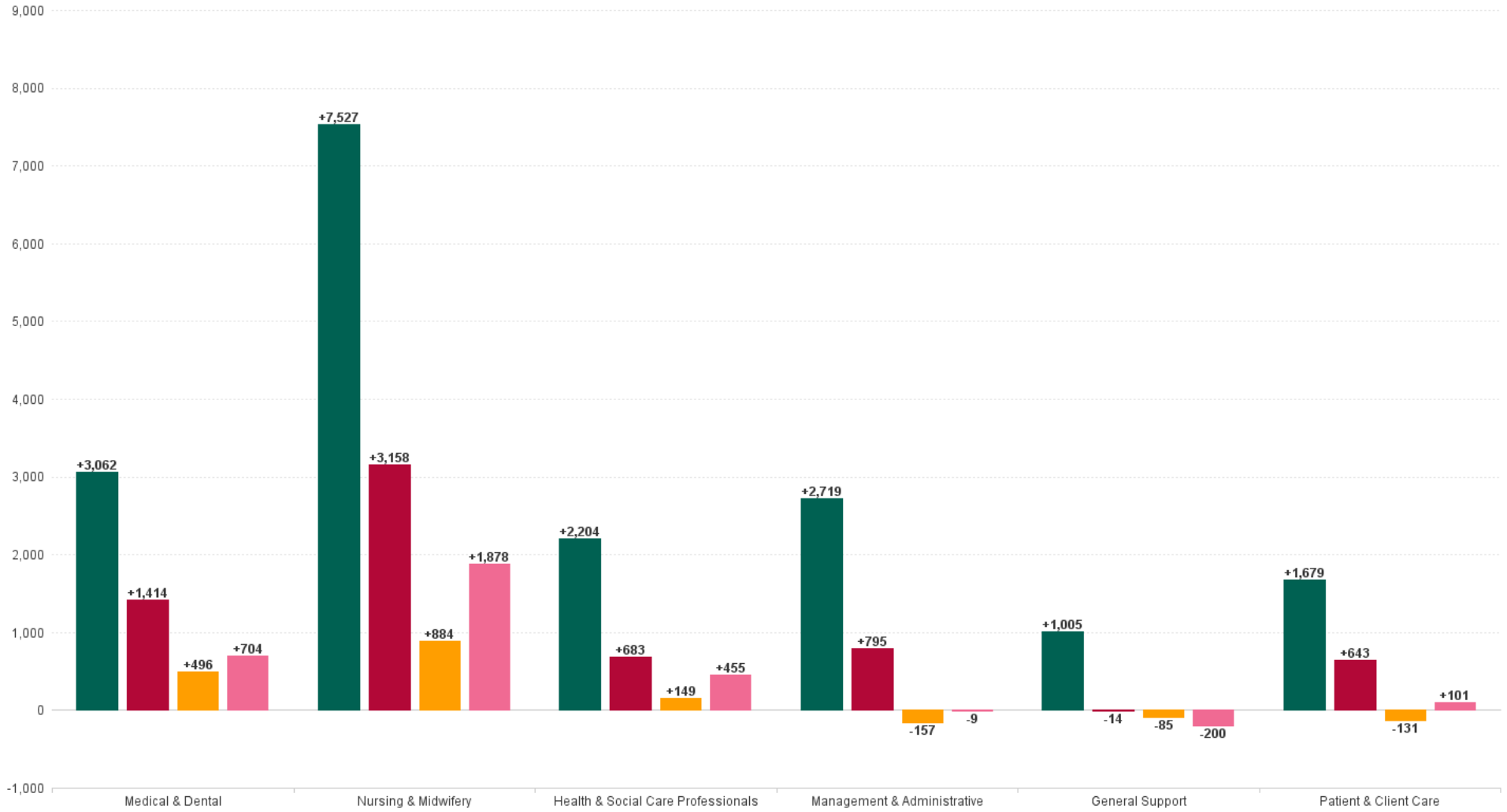
### Employment by Staff Group SEP 2024

SEP 2024	WTE DEC 2019	WTE DEC 2022	WTE DEC 2023	WTE AUG 2024	WTE SEP 2024	WTE change since DEC 2019	WTE change since DEC 2022	WTE change since AUG 2024	No. SEP 2024
<b>Overall</b>	<b>62,538</b>	<b>74,055</b>	<b>79,578</b>	<b>80,863</b>	<b>80,735</b>	<b>+18,196</b>	<b>+6,680</b>	<b>-128</b>	<b>88,883</b>
Consultants	2,782	3,329	3,644	3,828	3,856	+1,074	+527	+28	4,162
Registrars	2,943	3,489	3,711	3,877	3,906	+963	+416	+29	3,998
SHO/ Interns	2,795	3,333	3,716	3,723	3,794	+999	+461	+71	3,838
Medical/ Dental, other	60	75	74	82	85	+26	+10	+3	132
<b>Medical &amp; Dental</b>	<b>8,579</b>	<b>10,227</b>	<b>11,145</b>	<b>11,510</b>	<b>11,641</b>	<b>+3,062</b>	<b>+1,414</b>	<b>+130</b>	<b>12,130</b>
Nurse/ Midwife Manager	4,705	5,716	6,166	6,185	6,152	+1,447	+436	-34	6,732
Nurse/ Midwife Specialist & AN/MP	1,288	1,897	2,257	2,353	2,365	+1,078	+469	+13	2,596
Staff Nurse/ Staff Midwife	16,676	19,359	20,988	21,624	21,454	+4,778	+2,096	-169	23,734
Public Health Nurse	1					-1			
<i>Nursing/ Midwifery awaiting registration</i>	153	261	153	20	137	-16	-124	+117	160
<i>Post-registration Nurse/ Midwife Student</i>	195	140	127	89	126	-70	-14	+37	152
<i>Pre-registration Nurse/ Midwife Intern</i>	83	137	71	553	407	+325	+271	-146	869
Nursing/ Midwifery Student	431	538	351	662	670	+239	+132	+9	1,181
Nursing/ Midwifery other	224	185	206	207	211	-13	+26	+4	244
<b>Nursing &amp; Midwifery</b>	<b>23,325</b>	<b>27,694</b>	<b>29,968</b>	<b>31,030</b>	<b>30,852</b>	<b>+7,527</b>	<b>+3,158</b>	<b>-178</b>	<b>34,487</b>
Therapy Professions	2,008	2,563	2,741	2,762	2,789	+781	+225	+26	3,130
Health Science/ Diagnostics	4,239	4,793	4,954	5,023	5,018	+780	+225	-4	5,580
Social Care	3	3	3	3	3	-1	-1	-0	4
Pharmacy	901	1,133	1,203	1,224	1,241	+340	+107	+17	1,388
Psychologists	101	136	175	169	173	+73	+37	+4	208
Social Workers	355	441	505	509	507	+152	+67	-1	571
H&SC, Other	151	207	230	217	229	+79	+22	+13	291
<b>Health &amp; Social Care Professionals</b>	<b>7,757</b>	<b>9,277</b>	<b>9,811</b>	<b>9,906</b>	<b>9,961</b>	<b>+2,204</b>	<b>+683</b>	<b>+55</b>	<b>11,172</b>
Management (VIII & above)	518	720	750	738	733	+215	+13	-5	748
Administrative/ Supervisory (V to VII)	2,326	3,390	3,892	3,899	3,912	+1,586	+522	+13	4,123
Clerical (III & IV)	6,605	7,264	7,682	7,573	7,523	+918	+259	-50	8,468
<b>Management &amp; Administrative</b>	<b>9,449</b>	<b>11,373</b>	<b>12,325</b>	<b>12,211</b>	<b>12,168</b>	<b>+2,719</b>	<b>+795</b>	<b>-43</b>	<b>13,339</b>
Support	5,556	6,533	6,600	6,578	6,518	+961	-16	-60	7,298
Maintenance/ Technical	529	571	576	566	573	+44	+2	+7	586
<b>General Support</b>	<b>6,085</b>	<b>7,104</b>	<b>7,176</b>	<b>7,144</b>	<b>7,090</b>	<b>+1,005</b>	<b>-14</b>	<b>-53</b>	<b>7,884</b>
Health Care Assistants	5,350	6,218	6,736	6,677	6,650	+1,300	+432	-27	7,382
Ambulance Staff	1,825	1,931	2,103	2,071	2,061	+236	+130	-10	2,128
Care, other	168	230	314	313	311	+144	+81	-2	361
<b>Patient &amp; Client Care</b>	<b>7,343</b>	<b>8,379</b>	<b>9,153</b>	<b>9,061</b>	<b>9,022</b>	<b>+1,679</b>	<b>+643</b>	<b>-39</b>	<b>9,871</b>



# WTE Change by Staff Category

■ WTE change since DEC 2019 ■ WTE change since DEC 2022 ■ WTE change since DEC 2023 ■ WTE change since SEP 2023



## Employment Report by Hospital : SEP 2024

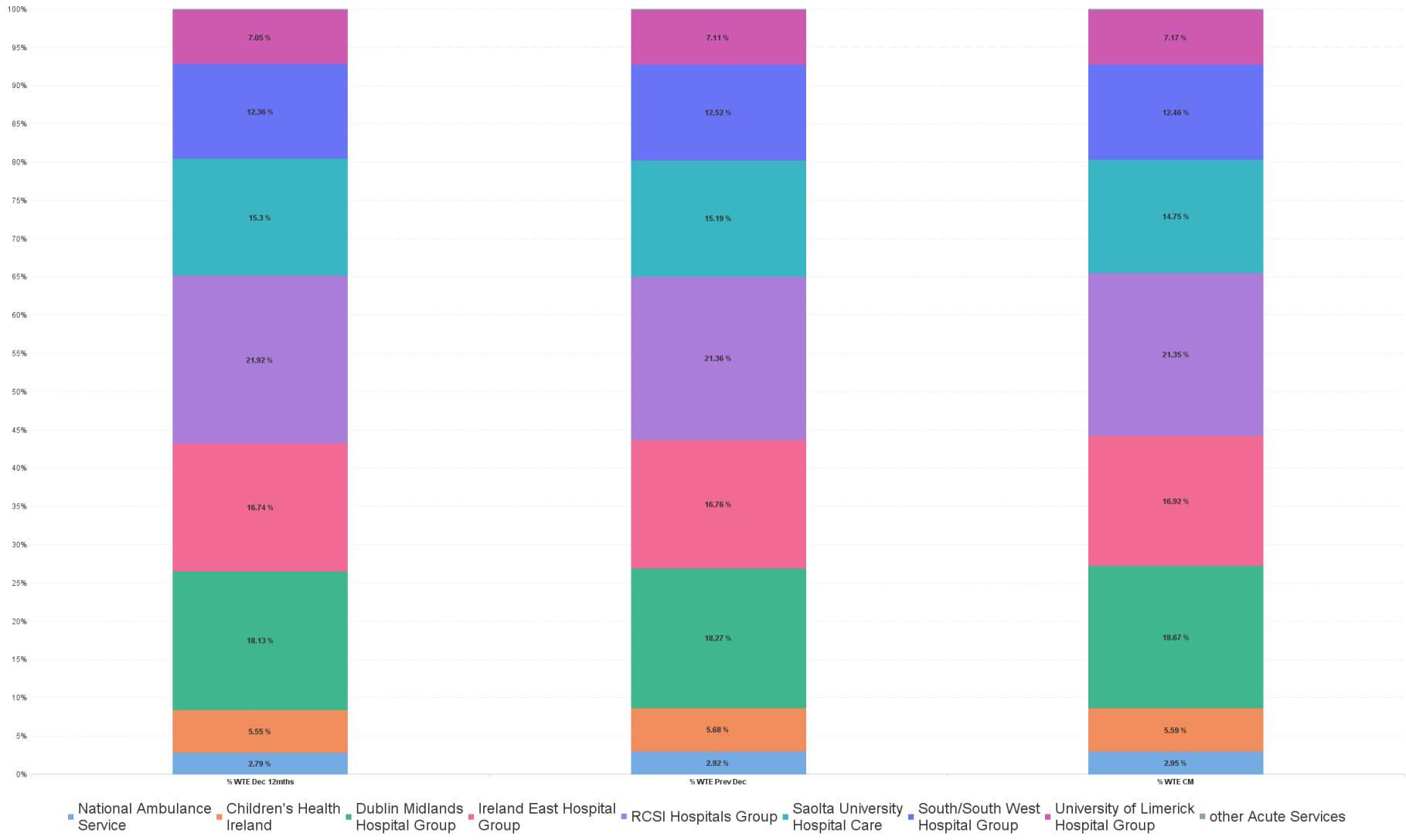
SEP 2024	WTE DEC 2019	WTE DEC 2022	WTE DEC 2023	WTE AUG 2024	WTE SEP 2024	WTE change since DEC 2019	WTE change since DEC 2022	WTE change since AUG 2024	No. SEP 2024
<b>Overall</b>	<b>62,538</b>	<b>74,055</b>	<b>79,578</b>	<b>80,863</b>	<b>80,735</b>	<b>+18,196</b>	<b>+6,680</b>	<b>-128</b>	<b>88,883</b>
<b>National Ambulance Service</b>	<b>1,933</b>	<b>2,067</b>	<b>2,321</b>	<b>2,363</b>	<b>2,381</b>	<b>+448</b>	<b>+314</b>	<b>+18</b>	<b>2,475</b>
CHI at Temple Street	1,184	1,274	1,413	1,390	1,388	+204	+114	-2	1,599
CHI at Crumlin	1,967	2,232	2,403	2,414	2,428	+461	+196	+15	2,751
CHI at Tallaght	255	305	321	328	330	+74	+25	+2	365
CHI Corporate	3	40	53	48	50	+47	+9	+2	50
CHI Programme	57	111	186	178	183	+126	+72	+5	188
CHI at Connolly	136	146	146	136	139	+3	-8	+3	162
<b>Children's Health Ireland</b>	<b>3,602</b>	<b>4,108</b>	<b>4,522</b>	<b>4,493</b>	<b>4,517</b>	<b>+915</b>	<b>+409</b>	<b>+24</b>	<b>5,115</b>
MRH Mullingar	914	1,098	1,150	1,170	1,171	+258	+74	+1	1,285
St. James's	4,058	4,576	4,948	5,118	5,103	+1,046	+527	-14	5,627
St. Luke's Rathgar	544	547	550	549	561	+16	+13	+12	596
MRH Portlaoise	750	847	907	923	918	+169	+72	-5	1,001
MRH Tullamore	1,101	1,247	1,373	1,390	1,390	+289	+143	-0	1,525
Naas General	759	931	996	1,027	1,032	+273	+101	+5	1,121
Coombe Women & Infants University	890	939	980	1,052	1,053	+163	+113	+1	1,170
Tallaght University	2,683	3,181	3,560	3,760	3,770	+1,087	+589	+10	4,147
DMHG HQ	33	59	76	77	74	+41	+15	-3	79
<b>Dublin Midlands Hospital Group</b>	<b>11,732</b>	<b>13,424</b>	<b>14,540</b>	<b>15,066</b>	<b>15,072</b>	<b>+3,339</b>	<b>+1,648</b>	<b>+6</b>	<b>16,551</b>
St. Vincent's University	2,838	3,452	3,662	3,822	3,813	+975	+361	-9	4,032
St Luke's General Kilkenny	1,119	1,290	1,398	1,420	1,422	+303	+132	+2	1,567
Wexford General	1,024	1,166	1,205	1,222	1,232	+208	+66	+10	1,350
National Maternity	880	955	983	1,018	1,012	+132	+57	-6	1,113
St. Columcille's	452	469	510	512	511	+59	+42	-1	558
St. Michael's	397	402	413	417	402	+5	-0	-15	451
Royal Victoria Eye & Ear	291	357	371	388	386	+95	+29	-1	438
IEHG HQ	30	78	75	65	62	+32	-16	-4	66
UH Waterford	1,949	2,437	2,742	2,815	2,805	+857	+368	-10	3,045
South Tipperary General	868	1,062	1,174	1,197	1,199	+331	+137	+2	1,336
Lourdes Orthopaedic Kilcreene	70	71	70	68	70	-0	-1	+2	78
IEHG Bank		23	38	26	26	+26	+3	-0	36
National Rehabilitation	457	632	695	723	724	+267	+93	+2	818
<b>Ireland East Hospital Group</b>	<b>10,375</b>	<b>12,394</b>	<b>13,335</b>	<b>13,692</b>	<b>13,664</b>	<b>+3,289</b>	<b>+1,269</b>	<b>-29</b>	<b>14,888</b>
Mater Misericordiae University	3,159	3,828	4,221	4,369	4,350	+1,192	+523	-19	4,754
Our Lady's Navan	516	639	652	681	680	+164	+40	-1	760
Cappagh National Orthopaedic	426	500	531	543	539	+113	+39	-3	600
Beaumont	3,846	4,346	4,499	4,578	4,536	+690	+191	-42	4,917
Our Lady of Lourdes	2,149	2,523	2,586	2,633	2,624	+475	+101	-8	2,837
Connolly	1,334	1,586	1,637	1,624	1,628	+294	+42	+4	1,771
Cavan General	1,034	1,293	1,321	1,318	1,308	+275	+15	-10	1,460
Rotunda	892	988	1,003	1,020	1,027	+135	+39	+7	1,187
Louth County	277	309	305	298	297	+20	-12	-1	332
Monaghan	101	157	174	179	179	+77	+21	-0	210
RCSI HQ	30	65	70	69	66	+36	+1	-3	68
<b>RCSI Hospitals Group</b>	<b>13,764</b>	<b>16,234</b>	<b>16,998</b>	<b>17,310</b>	<b>17,235</b>	<b>+3,471</b>	<b>+1,001</b>	<b>-75</b>	<b>18,896</b>



SEP 2024	WTE DEC 2019	WTE DEC 2022	WTE DEC 2023	WTE AUG 2024	WTE SEP 2024	WTE change since DEC 2019	WTE change since DEC 2022	WTE change since AUG 2024	No. SEP 2024
<b>Overall</b>	<b>62,538</b>	<b>74,055</b>	<b>79,578</b>	<b>80,863</b>	<b>80,735</b>	<b>+18,196</b>	<b>+6,680</b>	<b>-128</b>	<b>88,883</b>
Galway University	3,607	4,280	4,548	4,456	4,449	+842	+169	-7	4,923
Sligo University	1,688	1,993	2,151	2,141	2,147	+459	+153	+5	2,392
Letterkenny University	1,607	2,089	2,204	2,205	2,198	+591	+110	-6	2,449
Mayo University	1,150	1,435	1,516	1,481	1,486	+337	+52	+5	1,657
Portiuncula University	790	982	1,076	1,070	1,064	+275	+83	-5	1,184
Roscommon University	333	438	476	457	455	+121	+16	-3	508
Saolta HG HQ	79	110	119	111	109	+31	-1	-1	114
<b>Saolta University Hospital Care</b>	<b>9,253</b>	<b>11,327</b>	<b>12,091</b>	<b>11,921</b>	<b>11,909</b>	<b>+2,656</b>	<b>+582</b>	<b>-12</b>	<b>13,227</b>
Cork University	4,014	4,782	5,235	5,347	5,298	+1,284	+516	-49	5,917
UH Kerry	1,114	1,415	1,535	1,524	1,529	+415	+114	+5	1,724
Mercy University	1,173	1,435	1,532	1,499	1,504	+331	+69	+4	1,683
South Infirmary Victoria University	787	844	908	963	963	+177	+119	+0	1,117
Bantry General	266	333	327	331	325	+59	-8	-5	373
Mallow General	252	273	329	353	353	+101	+80	+1	397
SSWHG HQ	35	69	96	91	90	+55	+20	-1	96
<b>South/South West Hospital Group</b>	<b>7,641</b>	<b>9,152</b>	<b>9,961</b>	<b>10,108</b>	<b>10,063</b>	<b>+2,422</b>	<b>+911</b>	<b>-45</b>	<b>11,307</b>
UH Limerick	2,814	3,641	3,918	4,003	4,011	+1,198	+371	+9	4,336
UMH Limerick	375	384	413	425	421	+46	+37	-5	480
Ennis	235	257	273	286	285	+50	+28	-1	323
Nenagh	250	294	340	343	342	+92	+48	-1	378
Croom Orthopaedic	156	303	320	307	309	+153	+6	+2	335
St. John's Limerick	311	332	381	401	403	+91	+71	+1	442
ULHG HQ	6	12	16	15	15	+9	+3	-0	16
<b>University of Limerick Hospital Group</b>	<b>4,146</b>	<b>5,222</b>	<b>5,661</b>	<b>5,780</b>	<b>5,785</b>	<b>+1,638</b>	<b>+563</b>	<b>+5</b>	<b>6,310</b>
<b>other Acute Services</b>	<b>91</b>	<b>127</b>	<b>148</b>	<b>128</b>	<b>109</b>	<b>+18</b>	<b>-17</b>	<b>-19</b>	<b>114</b>



WTE % Total by Hospital Group



## Employment Report by HSE/S38: SEP 2024

SEP 2024	WTE DEC 2019	WTE DEC 2022	WTE DEC 2023	WTE AUG 2024	WTE SEP 2024	WTE change since DEC 2019	WTE change since DEC 2022	WTE change since AUG 2024	No. SEP 2024
<b>Overall</b>	<b>62,538</b>	<b>74,055</b>	<b>79,578</b>	<b>80,863</b>	<b>80,735</b>	<b>+18,196</b>	<b>+6,680</b>	<b>-128</b>	<b>88,883</b>
Health Service Executive	35,848	43,181	46,368	46,700	46,632	+10,784	+3,451	-68	51,272
Section 38 Hospitals	26,690	30,874	33,210	34,163	34,102	+7,412	+3,229	-60	37,611



# Employment Report by Administration: SEP 2024

## Health Service Executive

SEP 2024	WTE DEC 2019	WTE DEC 2022	WTE DEC 2023	WTE AUG 2024	WTE SEP 2024	WTE change since DEC 2019	WTE change since DEC 2022	WTE change since AUG 2024	No. SEP 2024
<b>Total Health Service Executive</b>	<b>35,848</b>	<b>43,181</b>	<b>46,368</b>	<b>46,700</b>	<b>46,632</b>	<b>+10,784</b>	<b>+3,451</b>	<b>-68</b>	<b>51,272</b>
Consultants	1,479	1,700	1,898	2,010	2,027	+548	+327	+17	2,150
Registrars	1,619	1,892	2,016	2,095	2,132	+513	+239	+37	2,179
SHO/ Interns	1,762	2,132	2,408	2,400	2,482	+720	+349	+81	2,518
Medical/ Dental, other	37	46	44	49	51	+14	+5	+1	83
<b>Medical &amp; Dental</b>	<b>4,896</b>	<b>5,771</b>	<b>6,367</b>	<b>6,555</b>	<b>6,691</b>	<b>+1,795</b>	<b>+920</b>	<b>+136</b>	<b>6,930</b>
Nurse/ Midwife Manager	2,482	3,062	3,370	3,317	3,287	+806	+225	-30	3,575
Nurse/ Midwife Specialist & AN/MP	652	1,013	1,187	1,232	1,227	+575	+214	-6	1,336
Staff Nurse/ Staff Midwife	9,760	11,658	12,452	12,732	12,635	+2,875	+977	-97	14,224
Public Health Nurse	1					-1			
Nursing/ Midwifery awaiting registration	81	151	90	9	104	+71	-48	+95	116
Post-registration Nurse/ Midwife Student	77	29	32	33	32	-48	+3	-1	33
Pre-registration Nurse/ Midwife Intern	36	50	18	294	235	+14	+185	-58	483
Nursing/ Midwifery Student	193	230	141	335	371	+178	+141	+35	632
Nursing/ Midwifery other	77	82	94	98	100	+24	+19	+2	118
<b>Nursing &amp; Midwifery</b>	<b>13,165</b>	<b>16,044</b>	<b>17,244</b>	<b>17,715</b>	<b>17,620</b>	<b>+4,455</b>	<b>+1,576</b>	<b>-95</b>	<b>19,885</b>
Therapy Professions	980	1,332	1,447	1,461	1,463	+483	+130	+2	1,638
Health Science/ Diagnostics	2,390	2,756	2,867	2,876	2,864	+474	+108	-11	3,199
Social Care	2	2	2	2	2	-0	-0	-0	3
Pharmacy	456	649	691	682	680	+224	+31	-2	781
Psychologists	9	21	33	33	34	+25	+13	+1	40
Social Workers	98	141	171	179	178	+80	+38	-0	200
H&SC, Other	53	77	108	92	111	+58	+33	+19	149
<b>Health &amp; Social Care Professionals</b>	<b>3,988</b>	<b>4,979</b>	<b>5,319</b>	<b>5,325</b>	<b>5,332</b>	<b>+1,344</b>	<b>+353</b>	<b>+7</b>	<b>6,010</b>
Management (VIII & above)	256	352	374	360	350	+95	-2	-9	359
Administrative/ Supervisory (V to VII)	874	1,549	1,788	1,773	1,766	+892	+217	-7	1,863
Clerical (III & IV)	3,833	4,249	4,498	4,340	4,300	+467	+51	-40	4,754
<b>Management &amp; Administrative</b>	<b>4,963</b>	<b>6,150</b>	<b>6,660</b>	<b>6,472</b>	<b>6,417</b>	<b>+1,454</b>	<b>+267</b>	<b>-56</b>	<b>6,976</b>
Support	3,141	3,943	4,009	3,978	3,940	+798	-3	-38	4,326
Maintenance/ Technical	290	305	315	300	302	+12	-3	+2	311
<b>General Support</b>	<b>3,432</b>	<b>4,248</b>	<b>4,324</b>	<b>4,278</b>	<b>4,241</b>	<b>+810</b>	<b>-6</b>	<b>-36</b>	<b>4,637</b>
Health Care Assistants	3,477	3,905	4,171	4,099	4,086	+609	+182	-13	4,493
Ambulance Staff	1,825	1,931	2,103	2,071	2,061	+236	+130	-10	2,128
Care, other	103	154	180	185	184	+81	+30	-1	213
<b>Patient &amp; Client Care</b>	<b>5,405</b>	<b>5,989</b>	<b>6,455</b>	<b>6,355</b>	<b>6,331</b>	<b>+926</b>	<b>+342</b>	<b>-25</b>	<b>6,834</b>



## Section 38 Hospitals

SEP 2024	WTE DEC 2019	WTE DEC 2022	WTE DEC 2023	WTE AUG 2024	WTE SEP 2024	WTE change since DEC 2019	WTE change since DEC 2022	WTE change since AUG 2024	No. SEP 2024
<b>Total Section 38 Hospitals</b>	<b>26,690</b>	<b>30,874</b>	<b>33,210</b>	<b>34,163</b>	<b>34,102</b>	<b>+7,412</b>	<b>+3,229</b>	<b>-60</b>	<b>37,611</b>
Consultants	1,303	1,629	1,745	1,818	1,829	+526	+200	+11	2,012
Registrars	1,324	1,597	1,696	1,782	1,774	+450	+177	-8	1,819
SHO/ Interns	1,033	1,200	1,307	1,323	1,312	+279	+112	-11	1,320
Medical/ Dental, other	23	29	30	33	34	+11	+5	+2	49
<b>Medical &amp; Dental</b>	<b>3,683</b>	<b>4,456</b>	<b>4,778</b>	<b>4,956</b>	<b>4,950</b>	<b>+1,266</b>	<b>+494</b>	<b>-6</b>	<b>5,200</b>
Nurse/ Midwife Manager	2,223	2,654	2,796	2,868	2,864	+641	+210	-4	3,157
Nurse/ Midwife Specialist & AN/MP	636	884	1,070	1,120	1,139	+503	+255	+18	1,260
Staff Nurse/ Staff Midwife	6,916	7,701	8,536	8,892	8,819	+1,903	+1,118	-72	9,510
Nursing/ Midwifery awaiting registration	72	110	63	11	33	+38	-76	+22	44
Post-registration Nurse/ Midwife Student	119	111	94	56	94	-8	-17	+38	119
Pre-registration Nurse/ Midwife Intern	47	87	53	259	172	+40	+86	-87	386
Nursing/ Midwifery Student	238	308	210	326	300	+62	-8	-27	549
Nursing/ Midwifery other	148	103	112	109	111	-37	+7	+2	126
<b>Nursing &amp; Midwifery</b>	<b>10,161</b>	<b>11,650</b>	<b>12,724</b>	<b>13,316</b>	<b>13,232</b>	<b>+3,072</b>	<b>+1,582</b>	<b>-83</b>	<b>14,602</b>
Therapy Professions	1,028	1,231	1,294	1,302	1,326	+298	+95	+24	1,492
Health Science/ Diagnostics	1,848	2,037	2,087	2,147	2,154	+306	+116	+7	2,381
Social Care	1	1	1	1	1	-1	-1	+0	1
Pharmacy	445	484	512	541	561	+116	+77	+19	607
Psychologists	92	115	142	135	139	+47	+24	+4	168
Social Workers	257	300	334	330	329	+72	+29	-1	371
H&SC, Other	98	130	122	125	119	+21	-11	-6	142
<b>Health &amp; Social Care Professionals</b>	<b>3,769</b>	<b>4,298</b>	<b>4,492</b>	<b>4,581</b>	<b>4,628</b>	<b>+860</b>	<b>+330</b>	<b>+47</b>	<b>5,162</b>
Management (VIII & above)	262	368	377	379	383	+121	+14	+4	389
Administrative/ Supervisory (V to VII)	1,451	1,841	2,104	2,127	2,146	+694	+305	+19	2,260
Clerical (III & IV)	2,772	3,015	3,184	3,233	3,223	+451	+208	-10	3,714
<b>Management &amp; Administrative</b>	<b>4,486</b>	<b>5,224</b>	<b>5,665</b>	<b>5,739</b>	<b>5,751</b>	<b>+1,266</b>	<b>+528</b>	<b>+13</b>	<b>6,363</b>
Support	2,415	2,590	2,591	2,600	2,578	+163	-12	-22	2,972
Maintenance/ Technical	238	266	261	266	271	+33	+5	+5	275
<b>General Support</b>	<b>2,653</b>	<b>2,856</b>	<b>2,852</b>	<b>2,866</b>	<b>2,849</b>	<b>+196</b>	<b>-7</b>	<b>-17</b>	<b>3,247</b>
Health Care Assistants	1,873	2,314	2,565	2,578	2,564	+691	+250	-14	2,889
Care, other	65	76	134	128	128	+63	+51	-0	148
<b>Patient &amp; Client Care</b>	<b>1,938</b>	<b>2,390</b>	<b>2,698</b>	<b>2,706</b>	<b>2,692</b>	<b>+754</b>	<b>+301</b>	<b>-15</b>	<b>3,037</b>





# Employment Report by Grade Group: SEP 2024

National Ambulance Service SEP 2024	WTE DEC 2019	WTE DEC 2022	WTE DEC 2023	WTE AUG 2024	WTE SEP 2024	WTE change since DEC 2019	WTE change since DEC 2022	WTE change since AUG 2024	No. SEP 2024
<b>Total National Ambulance Service</b>	<b>1,933</b>	<b>2,067</b>	<b>2,321</b>	<b>2,363</b>	<b>2,381</b>	<b>+448</b>	<b>+314</b>	<b>+18</b>	<b>2,475</b>
Consultants	1	1	1	1	1	+0	+0	+0	1
<b>Medical &amp; Dental</b>	<b>1</b>	<b>1</b>	<b>1</b>	<b>1</b>	<b>1</b>	<b>+0</b>	<b>+0</b>	<b>+0</b>	<b>1</b>
Nurse/ Midwife Manager	1	3	3	7	7	+6	+4	+0	8
Staff Nurse/ Staff Midwife	1					-1			
<b>Nursing &amp; Midwifery</b>	<b>2</b>	<b>3</b>	<b>3</b>	<b>7</b>	<b>7</b>	<b>+5</b>	<b>+4</b>	<b>+0</b>	<b>8</b>
Therapy Professions	1					-1			
Pharmacy				1	1	+1	+1	+0	1
H&SC, Other			14	43	59	+59	+59	+16	75
<b>Health &amp; Social Care Professionals</b>	<b>1</b>		<b>14</b>	<b>44</b>	<b>60</b>	<b>+59</b>	<b>+60</b>	<b>+16</b>	<b>76</b>
Management (VIII & above)	12	21	40	41	42	+30	+21	+1	42
Administrative/ Supervisory (V to VII)	29	50	85	130	138	+109	+88	+8	142
Clerical (III & IV)	41	45	61	57	59	+18	+14	+2	64
<b>Management &amp; Administrative</b>	<b>82</b>	<b>116</b>	<b>186</b>	<b>228</b>	<b>239</b>	<b>+157</b>	<b>+123</b>	<b>+11</b>	<b>248</b>
Support	4	3	2	2	2	-2	-1	-0	2
Maintenance/ Technical	2	1	1	1	1	-1	+0	+0	1
<b>General Support</b>	<b>6</b>	<b>4</b>	<b>3</b>	<b>3</b>	<b>3</b>	<b>-3</b>	<b>-1</b>	<b>-0</b>	<b>3</b>
Health Care Assistants	2	1	1	1	1	-1	-0	-0	1
Ambulance Staff	1,825	1,931	2,103	2,071	2,061	+236	+130	-10	2,128
Care, other	15	11	10	9	9	-5	-1	+1	10
<b>Patient &amp; Client Care</b>	<b>1,841</b>	<b>1,942</b>	<b>2,114</b>	<b>2,081</b>	<b>2,071</b>	<b>+230</b>	<b>+129</b>	<b>-10</b>	<b>2,139</b>



Children's Health Ireland SEP 2024	WTE DEC 2019	WTE DEC 2022	WTE DEC 2023	WTE AUG 2024	WTE SEP 2024	WTE change since DEC 2019	WTE change since DEC 2022	WTE change since AUG 2024	No. SEP 2024
<b>Total Children's Health Ireland</b>	<b>3,602</b>	<b>4,108</b>	<b>4,522</b>	<b>4,493</b>	<b>4,517</b>	<b>+915</b>	<b>+409</b>	<b>+24</b>	<b>5,115</b>
Consultants	220	279	299	309	310	+90	+31	+1	330
Registrars	204	226	249	273	275	+71	+49	+2	290
SHO/ Interns	88	107	125	128	130	+42	+23	+2	132
Medical/ Dental, other	1	1	1	1	1	+0	+0	+0	3
<b>Medical &amp; Dental</b>	<b>514</b>	<b>612</b>	<b>674</b>	<b>711</b>	<b>716</b>	<b>+203</b>	<b>+104</b>	<b>+5</b>	<b>755</b>
Nurse/ Midwife Manager	331	375	376	392	402	+71	+27	+10	452
Nurse/ Midwife Specialist & AN/MP	152	206	261	238	240	+88	+34	+2	283
Staff Nurse/ Staff Midwife	805	882	985	1,036	995	+189	+112	-42	1,129
Nursing/ Midwifery Student	75	79	71	43	81	+6	+2	+38	151
Nursing/ Midwifery other	10	9	11	11	11	+0	+2	-1	12
<b>Nursing &amp; Midwifery</b>	<b>1,374</b>	<b>1,551</b>	<b>1,704</b>	<b>1,721</b>	<b>1,729</b>	<b>+355</b>	<b>+177</b>	<b>+8</b>	<b>2,027</b>
Therapy Professions	136	160	172	157	159	+23	-1	+3	188
Health Science/ Diagnostics	280	304	322	326	323	+42	+19	-3	355
Pharmacy	45	58	62	66	69	+24	+11	+3	77
Psychologists	38	44	62	56	58	+20	+14	+2	72
Social Workers	57	64	71	67	67	+11	+3	+1	81
H&SC, Other	25	37	30	28	29	+4	-7	+1	37
<b>Health &amp; Social Care Professionals</b>	<b>581</b>	<b>666</b>	<b>720</b>	<b>699</b>	<b>706</b>	<b>+125</b>	<b>+39</b>	<b>+6</b>	<b>810</b>
Management (VIII & above)	52	72	75	78	78	+26	+6	-0	80
Administrative/ Supervisory (V to VII)	272	358	438	416	422	+150	+63	+5	438
Clerical (III & IV)	420	430	441	420	418	-2	-12	-2	489
<b>Management &amp; Administrative</b>	<b>744</b>	<b>861</b>	<b>954</b>	<b>914</b>	<b>917</b>	<b>+173</b>	<b>+56</b>	<b>+3</b>	<b>1,007</b>
Support	195	211	225	227	229	+34	+18	+2	259
Maintenance/ Technical	15	14	15	15	15	-0	+0	+0	15
<b>General Support</b>	<b>210</b>	<b>225</b>	<b>240</b>	<b>242</b>	<b>244</b>	<b>+34</b>	<b>+18</b>	<b>+2</b>	<b>274</b>
Health Care Assistants	165	181	220	198	197	+32	+15	-1	232
Care, other	14	10	9	9	9	-5	-2	-0	10
<b>Patient &amp; Client Care</b>	<b>179</b>	<b>191</b>	<b>229</b>	<b>206</b>	<b>205</b>	<b>+26</b>	<b>+14</b>	<b>-1</b>	<b>242</b>



Dublin Midlands Hospital Group SEP 2024	WTE DEC 2019	WTE DEC 2022	WTE DEC 2023	WTE AUG 2024	WTE SEP 2024	WTE change since DEC 2019	WTE change since DEC 2022	WTE change since AUG 2024	No. SEP 2024
<b>Total Dublin Midlands Hospital Group</b>	<b>11,732</b>	<b>13,424</b>	<b>14,540</b>	<b>15,066</b>	<b>15,072</b>	<b>+3,339</b>	<b>+1,648</b>	<b>+6</b>	<b>16,551</b>
Consultants	498	611	668	697	700	+203	+90	+3	757
Registrars	545	638	689	694	707	+162	+70	+13	725
SHO/ Interns	479	542	585	611	615	+137	+73	+5	618
Medical/ Dental, other	9	11	12	14	15	+6	+4	+1	18
<b>Medical &amp; Dental</b>	<b>1,531</b>	<b>1,802</b>	<b>1,955</b>	<b>2,016</b>	<b>2,038</b>	<b>+508</b>	<b>+236</b>	<b>+22</b>	<b>2,118</b>
Nurse/ Midwife Manager	949	1,081	1,159	1,153	1,147	+198	+66	-6	1,253
Nurse/ Midwife Specialist & AN/MP	218	334	413	465	471	+254	+137	+7	513
Staff Nurse/ Staff Midwife	3,076	3,421	3,751	4,014	4,001	+925	+580	-13	4,346
Nursing/ Midwifery Student	43	103	59	123	125	+82	+23	+3	233
Nursing/ Midwifery other	37	37	43	40	41	+4	+4	+1	50
<b>Nursing &amp; Midwifery</b>	<b>4,322</b>	<b>4,976</b>	<b>5,424</b>	<b>5,794</b>	<b>5,786</b>	<b>+1,464</b>	<b>+810</b>	<b>-8</b>	<b>6,395</b>
Therapy Professions	392	485	521	526	530	+138	+45	+4	587
Health Science/ Diagnostics	1,049	1,127	1,173	1,201	1,209	+160	+82	+8	1,313
Pharmacy	236	251	269	279	287	+51	+36	+8	321
Psychologists	13	18	21	21	21	+8	+3	-0	24
Social Workers	79	91	107	112	110	+31	+20	-2	123
H&SC, Other	34	52	48	54	49	+15	-3	-5	57
<b>Health &amp; Social Care Professionals</b>	<b>1,804</b>	<b>2,024</b>	<b>2,139</b>	<b>2,194</b>	<b>2,206</b>	<b>+402</b>	<b>+182</b>	<b>+12</b>	<b>2,425</b>
Management (VIII & above)	122	150	145	145	143	+21	-7	-2	146
Administrative/ Supervisory (V to VII)	517	660	749	763	775	+258	+114	+12	813
Clerical (III & IV)	1,156	1,236	1,386	1,401	1,391	+235	+156	-10	1,591
<b>Management &amp; Administrative</b>	<b>1,795</b>	<b>2,046</b>	<b>2,280</b>	<b>2,309</b>	<b>2,309</b>	<b>+514</b>	<b>+263</b>	<b>-1</b>	<b>2,550</b>
Support	790	821	822	828	809	+19	-12	-19	934
Maintenance/ Technical	143	142	137	139	141	-2	-1	+2	143
<b>General Support</b>	<b>933</b>	<b>963</b>	<b>959</b>	<b>967</b>	<b>951</b>	<b>+17</b>	<b>-12</b>	<b>-17</b>	<b>1,077</b>
Health Care Assistants	1,326	1,581	1,707	1,710	1,708	+382	+128	-2	1,900
Care, other	22	33	76	75	74	+52	+41	-1	86
<b>Patient &amp; Client Care</b>	<b>1,348</b>	<b>1,613</b>	<b>1,783</b>	<b>1,785</b>	<b>1,782</b>	<b>+435</b>	<b>+169</b>	<b>-3</b>	<b>1,986</b>



Ireland East Hospital Group SEP 2024	WTE DEC 2019	WTE DEC 2022	WTE DEC 2023	WTE AUG 2024	WTE SEP 2024	WTE change since DEC 2019	WTE change since DEC 2022	WTE change since AUG 2024	No. SEP 2024
<b>Total Ireland East Hospital Group</b>	<b>10,375</b>	<b>12,394</b>	<b>13,335</b>	<b>13,692</b>	<b>13,664</b>	<b>+3,289</b>	<b>+1,269</b>	<b>-29</b>	<b>14,888</b>
Consultants	459	556	590	612	618	+159	+63	+6	663
Registrars	513	623	645	683	691	+178	+68	+8	700
SHO/ Interns	483	573	669	676	691	+209	+118	+16	701
Medical/ Dental, other	21	31	31	31	31	+10	-0	+0	40
<b>Medical &amp; Dental</b>	<b>1,475</b>	<b>1,783</b>	<b>1,936</b>	<b>2,002</b>	<b>2,032</b>	<b>+556</b>	<b>+249</b>	<b>+30</b>	<b>2,104</b>
Nurse/ Midwife Manager	833	1,048	1,139	1,154	1,132	+300	+84	-22	1,234
Nurse/ Midwife Specialist & AN/MP	237	298	351	370	369	+131	+71	-2	408
Staff Nurse/ Staff Midwife	2,816	3,329	3,637	3,834	3,841	+1,025	+512	+7	4,179
Nursing/ Midwifery Student	60	65	36	114	75	+15	+10	-39	117
Nursing/ Midwifery other	34	17	19	24	24	-10	+7	+1	28
<b>Nursing &amp; Midwifery</b>	<b>3,980</b>	<b>4,757</b>	<b>5,181</b>	<b>5,495</b>	<b>5,441</b>	<b>+1,461</b>	<b>+684</b>	<b>-54</b>	<b>5,966</b>
Therapy Professions	401	481	512	521	538	+137	+57	+17	618
Health Science/ Diagnostics	576	686	729	747	742	+166	+56	-5	840
Social Care	1	1	1	1	1	-1	-1	+0	1
Pharmacy	152	192	206	211	212	+60	+19	+1	230
Psychologists	25	35	36	34	36	+10	+0	+1	42
Social Workers	52	73	92	90	91	+38	+18	+0	101
H&SC, Other	10	22	21	13	12	+2	-10	-1	17
<b>Health &amp; Social Care Professionals</b>	<b>1,218</b>	<b>1,491</b>	<b>1,597</b>	<b>1,617</b>	<b>1,630</b>	<b>+413</b>	<b>+139</b>	<b>+13</b>	<b>1,849</b>
Management (VIII & above)	52	106	100	95	94	+42	-11	-1	96
Administrative/ Supervisory (V to VII)	396	614	679	677	674	+279	+60	-3	710
Clerical (III & IV)	1,180	1,208	1,310	1,293	1,287	+107	+79	-6	1,432
<b>Management &amp; Administrative</b>	<b>1,628</b>	<b>1,928</b>	<b>2,089</b>	<b>2,065</b>	<b>2,056</b>	<b>+428</b>	<b>+128</b>	<b>-10</b>	<b>2,238</b>
Support	1,229	1,385	1,377	1,364	1,361	+131	-24	-3	1,510
Maintenance/ Technical	95	113	120	115	115	+20	+2	+0	118
<b>General Support</b>	<b>1,324</b>	<b>1,498</b>	<b>1,497</b>	<b>1,478</b>	<b>1,476</b>	<b>+151</b>	<b>-22</b>	<b>-3</b>	<b>1,628</b>
Health Care Assistants	730	919	1,010	1,011	1,006	+276	+88	-4	1,077
Care, other	20	19	25	23	23	+3	+4	-0	26
<b>Patient &amp; Client Care</b>	<b>750</b>	<b>938</b>	<b>1,035</b>	<b>1,034</b>	<b>1,030</b>	<b>+279</b>	<b>+92</b>	<b>-4</b>	<b>1,103</b>



RCSI Hospitals Group SEP 2024	WTE DEC 2019	WTE DEC 2022	WTE DEC 2023	WTE AUG 2024	WTE SEP 2024	WTE change since DEC 2019	WTE change since DEC 2022	WTE change since AUG 2024	No. SEP 2024
<b>Total RCSI Hospitals Group</b>	<b>13,764</b>	<b>16,234</b>	<b>16,998</b>	<b>17,310</b>	<b>17,235</b>	<b>+3,471</b>	<b>+1,001</b>	<b>-75</b>	<b>18,896</b>
Consultants	641	782	848	897	902	+261	+120	+5	991
Registrars	692	821	856	894	879	+187	+58	-14	892
SHO/ Interns	643	760	825	795	797	+154	+37	+2	807
Medical/ Dental, other	10	10	10	11	11	+1	+1	+0	17
<b>Medical &amp; Dental</b>	<b>1,987</b>	<b>2,373</b>	<b>2,540</b>	<b>2,596</b>	<b>2,589</b>	<b>+602</b>	<b>+216</b>	<b>-7</b>	<b>2,707</b>
Nurse/ Midwife Manager	1,062	1,359	1,424	1,451	1,438	+376	+78	-13	1,577
Nurse/ Midwife Specialist & AN/MP	292	439	487	514	518	+226	+79	+4	558
Staff Nurse/ Staff Midwife	3,720	4,279	4,609	4,744	4,712	+992	+432	-33	5,104
Nursing/ Midwifery Student	122	117	96	136	118	-4	+2	-18	222
Nursing/ Midwifery other	89	64	65	59	62	-27	-1	+3	71
<b>Nursing &amp; Midwifery</b>	<b>5,285</b>	<b>6,258</b>	<b>6,681</b>	<b>6,905</b>	<b>6,848</b>	<b>+1,563</b>	<b>+590</b>	<b>-57</b>	<b>7,532</b>
Therapy Professions	498	624	628	642	642	+144	+18	+1	705
Health Science/ Diagnostics	875	1,005	1,008	1,023	1,028	+153	+22	+5	1,122
Pharmacy	188	226	236	237	243	+55	+17	+6	268
Psychologists	19	24	30	29	31	+11	+6	+1	36
Social Workers	99	119	126	129	128	+29	+9	-1	142
H&SC, Other	36	41	45	42	41	+5	+0	-1	48
<b>Health &amp; Social Care Professionals</b>	<b>1,715</b>	<b>2,040</b>	<b>2,073</b>	<b>2,101</b>	<b>2,112</b>	<b>+397</b>	<b>+72</b>	<b>+12</b>	<b>2,321</b>
Management (VIII & above)	120	168	175	173	173	+53	+5	+0	176
Administrative/ Supervisory (V to VII)	541	751	832	853	854	+313	+103	+1	904
Clerical (III & IV)	1,388	1,542	1,544	1,536	1,533	+145	-8	-3	1,743
<b>Management &amp; Administrative</b>	<b>2,049</b>	<b>2,460</b>	<b>2,551</b>	<b>2,562</b>	<b>2,560</b>	<b>+512</b>	<b>+100</b>	<b>-1</b>	<b>2,823</b>
Support	1,310	1,382	1,399	1,379	1,367	+57	-15	-12	1,543
Maintenance/ Technical	119	146	144	148	151	+32	+5	+3	156
<b>General Support</b>	<b>1,429</b>	<b>1,528</b>	<b>1,544</b>	<b>1,527</b>	<b>1,518</b>	<b>+89</b>	<b>-10</b>	<b>-9</b>	<b>1,699</b>
Health Care Assistants	1,252	1,528	1,562	1,572	1,559	+307	+31	-12	1,753
Care, other	47	47	48	48	48	+1	+1	-0	61
<b>Patient &amp; Client Care</b>	<b>1,299</b>	<b>1,576</b>	<b>1,610</b>	<b>1,620</b>	<b>1,607</b>	<b>+308</b>	<b>+32</b>	<b>-12</b>	<b>1,814</b>



Saolta University Hospital Care SEP 2024	WTE DEC 2019	WTE DEC 2022	WTE DEC 2023	WTE AUG 2024	WTE SEP 2024	WTE change since DEC 2019	WTE change since DEC 2022	WTE change since AUG 2024	No. SEP 2024
<b>Total Saolta University Hospital Care</b>	<b>9,253</b>	<b>11,327</b>	<b>12,091</b>	<b>11,921</b>	<b>11,909</b>	<b>+2,656</b>	<b>+582</b>	<b>-12</b>	<b>13,227</b>
Consultants	463	511	556	583	583	+121	+72	+0	626
Registrars	445	507	533	547	557	+113	+50	+10	575
SHO/ Interns	535	668	723	716	740	+205	+72	+24	753
Medical/ Dental, other	10	12	12	18	20	+10	+8	+1	40
<b>Medical &amp; Dental</b>	<b>1,452</b>	<b>1,698</b>	<b>1,824</b>	<b>1,865</b>	<b>1,900</b>	<b>+448</b>	<b>+202</b>	<b>+36</b>	<b>1,994</b>
Nurse/ Midwife Manager	567	713	812	787	779	+212	+66	-8	840
Nurse/ Midwife Specialist & AN/MP	218	315	367	375	371	+153	+57	-4	403
Staff Nurse/ Staff Midwife	2,764	3,303	3,520	3,430	3,397	+632	+94	-33	3,883
Public Health Nurse	1					-1			
Nursing/ Midwifery Student	50	120	56	105	131	+81	+10	+25	200
Nursing/ Midwifery other	33	34	39	44	42	+9	+8	-2	49
<b>Nursing &amp; Midwifery</b>	<b>3,633</b>	<b>4,485</b>	<b>4,794</b>	<b>4,741</b>	<b>4,720</b>	<b>+1,086</b>	<b>+235</b>	<b>-22</b>	<b>5,375</b>
Therapy Professions	262	349	380	375	374	+112	+26	-0	416
Health Science/ Diagnostics	617	738	743	744	743	+126	+5	-1	831
Social Care	2	2	2	2	2	-0	-0	-0	3
Pharmacy	137	191	203	206	205	+68	+14	-1	233
Psychologists	1	3	7	6	7	+6	+4	+0	8
Social Workers	26	43	54	52	52	+26	+9	-0	59
H&SC, Other	19	31	41	21	20	+0	-11	-1	33
<b>Health &amp; Social Care Professionals</b>	<b>1,065</b>	<b>1,357</b>	<b>1,430</b>	<b>1,406</b>	<b>1,403</b>	<b>+339</b>	<b>+47</b>	<b>-3</b>	<b>1,583</b>
Management (VIII & above)	51	62	67	63	61	+10	-1	-2	63
Administrative/ Supervisory (V to VII)	237	384	444	429	426	+189	+42	-3	448
Clerical (III & IV)	1,048	1,252	1,346	1,286	1,273	+226	+21	-12	1,417
<b>Management &amp; Administrative</b>	<b>1,335</b>	<b>1,698</b>	<b>1,857</b>	<b>1,777</b>	<b>1,760</b>	<b>+426</b>	<b>+62</b>	<b>-17</b>	<b>1,928</b>
Support	836	919	939	937	933	+97	+14	-5	1,025
Maintenance/ Technical	103	103	104	96	95	-8	-8	-0	98
<b>General Support</b>	<b>939</b>	<b>1,022</b>	<b>1,043</b>	<b>1,033</b>	<b>1,028</b>	<b>+89</b>	<b>+6</b>	<b>-5</b>	<b>1,123</b>
Health Care Assistants	799	980	1,046	1,003	1,001	+202	+21	-2	1,117
Care, other	30	86	99	96	96	+66	+10	+0	107
<b>Patient &amp; Client Care</b>	<b>830</b>	<b>1,066</b>	<b>1,144</b>	<b>1,099</b>	<b>1,097</b>	<b>+267</b>	<b>+31</b>	<b>-2</b>	<b>1,224</b>



South/South West Hospital Group SEP 2024	WTE DEC 2019	WTE DEC 2022	WTE DEC 2023	WTE AUG 2024	WTE SEP 2024	WTE change since DEC 2019	WTE change since DEC 2022	WTE change since AUG 2024	No. SEP 2024
<b>Total South/South West Hospital Group</b>	<b>7,641</b>	<b>9,152</b>	<b>9,961</b>	<b>10,108</b>	<b>10,063</b>	<b>+2,422</b>	<b>+911</b>	<b>-45</b>	<b>11,307</b>
Consultants	335	392	454	495	496	+161	+105	+1	533
Registrars	353	440	476	511	519	+166	+80	+8	532
SHO/ Interns	370	430	474	471	483	+112	+52	+12	486
Medical/ Dental, other	7	9	7	6	6	-1	-3	+0	12
<b>Medical &amp; Dental</b>	<b>1,066</b>	<b>1,270</b>	<b>1,411</b>	<b>1,482</b>	<b>1,504</b>	<b>+438</b>	<b>+234</b>	<b>+22</b>	<b>1,563</b>
Nurse/ Midwife Manager	624	689	771	745	755	+132	+66	+10	844
Nurse/ Midwife Specialist & AN/MP	95	184	231	236	239	+144	+54	+3	264
Staff Nurse/ Staff Midwife	2,268	2,673	2,962	3,025	2,984	+716	+311	-41	3,390
Nursing/ Midwifery Student	62	49	26	92	93	+31	+44	+1	169
Nursing/ Midwifery other	9	11	14	14	15	+6	+4	+1	17
<b>Nursing &amp; Midwifery</b>	<b>3,058</b>	<b>3,606</b>	<b>4,003</b>	<b>4,113</b>	<b>4,086</b>	<b>+1,028</b>	<b>+479</b>	<b>-27</b>	<b>4,684</b>
Therapy Professions	233	344	390	380	377	+144	+33	-2	433
Health Science/ Diagnostics	586	669	671	677	672	+86	+3	-5	783
Pharmacy	94	145	151	144	146	+51	+1	+1	170
Psychologists	2	6	12	13	14	+12	+8	+1	17
Social Workers	29	39	43	43	44	+16	+6	+1	49
H&SC, Other	19	14	19	7	10	-9	-4	+4	13
<b>Health &amp; Social Care Professionals</b>	<b>963</b>	<b>1,216</b>	<b>1,286</b>	<b>1,264</b>	<b>1,264</b>	<b>+301</b>	<b>+48</b>	<b>-0</b>	<b>1,465</b>
Management (VIII & above)	41	63	62	63	63	+22	+0	-0	64
Administrative/ Supervisory (V to VII)	199	304	366	352	352	+153	+47	-1	384
Clerical (III & IV)	883	969	987	973	958	+74	-11	-15	1,078
<b>Management &amp; Administrative</b>	<b>1,123</b>	<b>1,336</b>	<b>1,415</b>	<b>1,388</b>	<b>1,372</b>	<b>+249</b>	<b>+37</b>	<b>-16</b>	<b>1,526</b>
Support	907	1,087	1,106	1,114	1,096	+189	+9	-18	1,241
Maintenance/ Technical	13	13	15	17	18	+6	+5	+1	19
<b>General Support</b>	<b>920</b>	<b>1,100</b>	<b>1,121</b>	<b>1,131</b>	<b>1,114</b>	<b>+194</b>	<b>+14</b>	<b>-17</b>	<b>1,260</b>
Health Care Assistants	498	606	684	682	675	+177	+70	-7	755
Care, other	13	18	42	48	47	+35	+29	-1	54
<b>Patient &amp; Client Care</b>	<b>511</b>	<b>624</b>	<b>726</b>	<b>730</b>	<b>723</b>	<b>+212</b>	<b>+99</b>	<b>-7</b>	<b>809</b>



University of Limerick Hospital Group SEP 2024	WTE DEC 2019	WTE DEC 2022	WTE DEC 2023	WTE AUG 2024	WTE SEP 2024	WTE change since DEC 2019	WTE change since DEC 2022	WTE change since AUG 2024	No. SEP 2024
<b>Total University of Limerick Hospital Group</b>	<b>4,146</b>	<b>5,222</b>	<b>5,661</b>	<b>5,780</b>	<b>5,785</b>	<b>+1,638</b>	<b>+563</b>	<b>+5</b>	<b>6,310</b>
Consultants	165	198	226	233	244	+79	+46	+11	260
Registrars	190	236	263	275	277	+87	+41	+2	284
SHO/ Interns	197	252	315	328	337	+141	+85	+10	341
Medical/ Dental, other	1	1	1	1	1	+0	+0	+0	2
<b>Medical &amp; Dental</b>	<b>553</b>	<b>687</b>	<b>805</b>	<b>837</b>	<b>860</b>	<b>+306</b>	<b>+172</b>	<b>+22</b>	<b>887</b>
Nurse/ Midwife Manager	325	430	463	478	480	+155	+51	+2	513
Nurse/ Midwife Specialist & AN/MP	76	121	148	155	158	+82	+36	+3	167
Staff Nurse/ Staff Midwife	1,226	1,471	1,525	1,540	1,525	+299	+54	-15	1,703
Nursing/ Midwifery Student	19	4	7	48	47	+28	+42	-2	89
Nursing/ Midwifery other	11	13	14	15	16	+5	+2	+0	17
<b>Nursing &amp; Midwifery</b>	<b>1,657</b>	<b>2,040</b>	<b>2,157</b>	<b>2,237</b>	<b>2,226</b>	<b>+569</b>	<b>+185</b>	<b>-11</b>	<b>2,489</b>
Therapy Professions	84	120	137	162	167	+83	+48	+5	183
Health Science/ Diagnostics	252	261	293	292	292	+40	+31	-1	326
Pharmacy	45	61	64	67	67	+23	+6	-0	76
Psychologists	3	5	7	8	7	+5	+2	-1	9
Social Workers	11	13	11	15	15	+4	+2	+0	16
H&SC, Other	7	12	13	9	9	+2	-2	+0	11
<b>Health &amp; Social Care Professionals</b>	<b>403</b>	<b>471</b>	<b>525</b>	<b>555</b>	<b>558</b>	<b>+156</b>	<b>+88</b>	<b>+3</b>	<b>621</b>
Management (VIII & above)	36	46	48	46	46	+10	+0	-0	48
Administrative/ Supervisory (V to VII)	103	213	243	233	231	+128	+17	-2	241
Clerical (III & IV)	485	573	602	604	600	+114	+27	-5	650
<b>Management &amp; Administrative</b>	<b>624</b>	<b>832</b>	<b>893</b>	<b>883</b>	<b>876</b>	<b>+252</b>	<b>+45</b>	<b>-7</b>	<b>939</b>
Support	286	726	730	727	722	+436	-4	-4	784
Maintenance/ Technical	39	37	39	35	36	-3	-1	+1	36
<b>General Support</b>	<b>325</b>	<b>764</b>	<b>769</b>	<b>762</b>	<b>758</b>	<b>+433</b>	<b>-5</b>	<b>-4</b>	<b>820</b>
Health Care Assistants	577	422	506	501	502	-75	+80	+1	547
Care, other	8	6	6	5	5	-3	-2	-1	7
<b>Patient &amp; Client Care</b>	<b>585</b>	<b>429</b>	<b>512</b>	<b>506</b>	<b>507</b>	<b>-78</b>	<b>+78</b>	<b>+1</b>	<b>554</b>





other Acute Services SEP 2024	WTE DEC 2019	WTE DEC 2022	WTE DEC 2023	WTE AUG 2024	WTE SEP 2024	WTE change since DEC 2019	WTE change since DEC 2022	WTE change since AUG 2024	No. SEP 2024
<b>Total other Acute Services</b>	<b>91</b>	<b>127</b>	<b>148</b>	<b>128</b>	<b>109</b>	<b>+18</b>	<b>-17</b>	<b>-19</b>	<b>114</b>
Consultants			1	0	0	+0	+0	+0	1
<b>Medical &amp; Dental</b>			<b>1</b>	<b>0</b>	<b>0</b>	<b>+0</b>	<b>+0</b>	<b>+0</b>	<b>1</b>
Nurse/ Midwife Manager	14	17	21	18	10	-4	-7	-7	11
<b>Nursing &amp; Midwifery</b>	<b>14</b>	<b>17</b>	<b>21</b>	<b>18</b>	<b>10</b>	<b>-4</b>	<b>-7</b>	<b>-7</b>	<b>11</b>
Health Science/ Diagnostics	3	4	14	13	10	+7	+6	-3	10
Pharmacy	4	8	13	13	11	+7	+3	-2	12
Social Workers	1					-1			
<b>Health &amp; Social Care Professionals</b>	<b>8</b>	<b>12</b>	<b>26</b>	<b>26</b>	<b>21</b>	<b>+13</b>	<b>+9</b>	<b>-5</b>	<b>22</b>
Management (VIII & above)	31	34	37	34	33	+2	-1	-1	33
Administrative/ Supervisory (V to VII)	34	54	57	46	41	+7	-13	-5	43
Clerical (III & IV)	4	9	6	4	4	-0	-5	+0	4
<b>Management &amp; Administrative</b>	<b>69</b>	<b>97</b>	<b>101</b>	<b>84</b>	<b>78</b>	<b>+9</b>	<b>-19</b>	<b>-6</b>	<b>80</b>



# Employment Report by Grade Group: SEP 2024

Ambulance Services SEP 2024	WTE DEC 2019	WTE DEC 2022	WTE DEC 2023	WTE AUG 2024	WTE SEP 2024	WTE change since DEC 2019	WTE change since DEC 2022	WTE change since AUG 2024	No. SEP 2024
<b>Total Ambulance Services</b>	<b>1,933</b>	<b>2,067</b>	<b>2,321</b>	<b>2,363</b>	<b>2,381</b>	<b>+448</b>	<b>+314</b>	<b>+18</b>	<b>2,475</b>
Consultants	1	1	1	1	1	+0	+0	+0	1
<b>Medical &amp; Dental</b>	<b>1</b>	<b>1</b>	<b>1</b>	<b>1</b>	<b>1</b>	<b>+0</b>	<b>+0</b>	<b>+0</b>	<b>1</b>
Nurse/ Midwife Manager	1	3	3	7	7	+6	+4	+0	8
Staff Nurse/ Staff Midwife	1					-1			
<b>Nursing &amp; Midwifery</b>	<b>2</b>	<b>3</b>	<b>3</b>	<b>7</b>	<b>7</b>	<b>+5</b>	<b>+4</b>	<b>+0</b>	<b>8</b>
Therapy Professions	1					-1			
Pharmacy				1	1	+1	+1	+0	1
H&SC, Other			14	43	59	+59	+59	+16	75
<b>Health &amp; Social Care Professionals</b>	<b>1</b>		<b>14</b>	<b>44</b>	<b>60</b>	<b>+59</b>	<b>+60</b>	<b>+16</b>	<b>76</b>
Management (VIII & above)	12	21	40	41	42	+30	+21	+1	42
Administrative/ Supervisory (V to VII)	29	50	85	130	138	+109	+88	+8	142
Clerical (III & IV)	41	45	61	57	59	+18	+14	+2	64
<b>Management &amp; Administrative</b>	<b>82</b>	<b>116</b>	<b>186</b>	<b>228</b>	<b>239</b>	<b>+157</b>	<b>+123</b>	<b>+11</b>	<b>248</b>
Support	4	3	2	2	2	-2	-1	-0	2
Maintenance/ Technical	2	1	1	1	1	-1	+0	+0	1
<b>General Support</b>	<b>6</b>	<b>4</b>	<b>3</b>	<b>3</b>	<b>3</b>	<b>-3</b>	<b>-1</b>	<b>-0</b>	<b>3</b>
Health Care Assistants	2	1	1	1	1	-1	-0	-0	1
Ambulance Staff	1,825	1,931	2,103	2,071	2,061	+236	+130	-10	2,128
Care, other	15	11	10	9	9	-5	-1	+1	10
<b>Patient &amp; Client Care</b>	<b>1,841</b>	<b>1,942</b>	<b>2,114</b>	<b>2,081</b>	<b>2,071</b>	<b>+230</b>	<b>+129</b>	<b>-10</b>	<b>2,139</b>



Bantry General SEP 2024	WTE DEC 2019	WTE DEC 2022	WTE DEC 2023	WTE AUG 2024	WTE SEP 2024	WTE change since DEC 2019	WTE change since DEC 2022	WTE change since AUG 2024	No. SEP 2024
<b>Total Bantry General</b>	<b>266</b>	<b>333</b>	<b>327</b>	<b>331</b>	<b>325</b>	<b>+59</b>	<b>-8</b>	<b>-5</b>	<b>373</b>
Consultants	4	7	6	6	6	+2	-1	+0	7
Registrars	6	9	6	4	4	-2	-5	+0	5
SHO/ Interns	13	14	14	16	16	+3	+2	+0	16
Medical/ Dental, other	0	1	1	1	1	+0	-0	+0	3
<b>Medical &amp; Dental</b>	<b>24</b>	<b>30</b>	<b>27</b>	<b>27</b>	<b>27</b>	<b>+3</b>	<b>-3</b>	<b>+0</b>	<b>31</b>
Nurse/ Midwife Manager	28	37	36	33	33	+5	-4	+0	35
Nurse/ Midwife Specialist & AN/MP	2	5	5	8	8	+6	+3	+0	9
Staff Nurse/ Staff Midwife	83	97	102	106	103	+21	+6	-3	118
Nursing/ Midwifery Student		1					-1		
<b>Nursing &amp; Midwifery</b>	<b>112</b>	<b>140</b>	<b>143</b>	<b>147</b>	<b>145</b>	<b>+32</b>	<b>+5</b>	<b>-2</b>	<b>162</b>
Therapy Professions	8	12	11	10	10	+2	-3	-0	12
Health Science/ Diagnostics	17	21	20	20	19	+2	-1	-0	24
Pharmacy	2	3	2	3	3	+1	-0	+0	3
<b>Health &amp; Social Care Professionals</b>	<b>28</b>	<b>36</b>	<b>34</b>	<b>32</b>	<b>32</b>	<b>+4</b>	<b>-4</b>	<b>-1</b>	<b>39</b>
Management (VIII & above)		1	1	1	1	+1	+0	+0	1
Administrative/ Supervisory (V to VII)	4	4	5	5	5	+2	+1	+0	6
Clerical (III & IV)	21	29	27	26	26	+5	-4	+0	31
<b>Management &amp; Administrative</b>	<b>25</b>	<b>35</b>	<b>33</b>	<b>32</b>	<b>32</b>	<b>+7</b>	<b>-3</b>	<b>+0</b>	<b>38</b>
Support	20	20	22	23	22	+2	+2	-1	25
Maintenance/ Technical	1	1	1	1	1	+0	+0	+0	1
<b>General Support</b>	<b>21</b>	<b>21</b>	<b>23</b>	<b>24</b>	<b>23</b>	<b>+2</b>	<b>+2</b>	<b>-1</b>	<b>26</b>
Health Care Assistants	56	71	66	68	66	+10	-5	-1	74
Care, other	1	1	1	1	1	+0	+0	+0	3
<b>Patient &amp; Client Care</b>	<b>56</b>	<b>71</b>	<b>67</b>	<b>68</b>	<b>67</b>	<b>+10</b>	<b>-5</b>	<b>-1</b>	<b>77</b>



Beaumont SEP 2024	WTE DEC 2019	WTE DEC 2022	WTE DEC 2023	WTE AUG 2024	WTE SEP 2024	WTE change since DEC 2019	WTE change since DEC 2022	WTE change since AUG 2024	No. SEP 2024
<b>Total Beaumont</b>	<b>3,846</b>	<b>4,346</b>	<b>4,499</b>	<b>4,578</b>	<b>4,536</b>	<b>+690</b>	<b>+191</b>	<b>-42</b>	<b>4,917</b>
Consultants	199	248	249	270	270	+72	+23	+0	293
Registrars	198	228	236	249	245	+47	+17	-4	246
SHO/ Interns	179	201	231	206	208	+29	+7	+2	208
Medical/ Dental, other	5	3	2	3	3	-2	-0	+0	4
<b>Medical &amp; Dental</b>	<b>581</b>	<b>679</b>	<b>718</b>	<b>728</b>	<b>726</b>	<b>+145</b>	<b>+47</b>	<b>-2</b>	<b>751</b>
Nurse/ Midwife Manager	296	352	369	366	368	+72	+16	+2	404
Nurse/ Midwife Specialist & AN/MP	70	96	110	128	130	+60	+34	+2	138
Staff Nurse/ Staff Midwife	908	1,103	1,113	1,156	1,135	+227	+32	-20	1,198
Nursing/ Midwifery Student	59	3	33	33	10	-50	+7	-23	10
Nursing/ Midwifery other	25	11	13	13	13	-12	+2	+0	14
<b>Nursing &amp; Midwifery</b>	<b>1,358</b>	<b>1,565</b>	<b>1,638</b>	<b>1,695</b>	<b>1,656</b>	<b>+298</b>	<b>+90</b>	<b>-39</b>	<b>1,764</b>
Therapy Professions	151	166	166	165	171	+19	+4	+6	184
Health Science/ Diagnostics	277	289	290	308	306	+29	+17	-2	336
Pharmacy	46	45	50	49	53	+7	+8	+4	56
Psychologists	11	13	14	13	14	+3	+1	+1	17
Social Workers	33	37	38	38	37	+3	-0	-1	42
H&SC, Other	10	14	12	17	17	+7	+2	-1	19
<b>Health &amp; Social Care Professionals</b>	<b>529</b>	<b>564</b>	<b>571</b>	<b>591</b>	<b>597</b>	<b>+68</b>	<b>+32</b>	<b>+6</b>	<b>654</b>
Management (VIII & above)	29	38	43	44	44	+15	+6	+0	45
Administrative/ Supervisory (V to VII)	180	238	242	260	261	+81	+23	+1	277
Clerical (III & IV)	389	399	404	398	401	+12	+2	+3	466
<b>Management &amp; Administrative</b>	<b>598</b>	<b>675</b>	<b>689</b>	<b>702</b>	<b>707</b>	<b>+108</b>	<b>+32</b>	<b>+5</b>	<b>788</b>
Support	430	430	442	427	425	-5	-5	-2	487
Maintenance/ Technical	37	57	54	52	53	+16	-3	+1	55
<b>General Support</b>	<b>467</b>	<b>487</b>	<b>497</b>	<b>479</b>	<b>478</b>	<b>+11</b>	<b>-8</b>	<b>-1</b>	<b>542</b>
Health Care Assistants	304	366	379	375	363	+60	-3	-12	406
Care, other	9	9	8	8	10	+0	+1	+1	12
<b>Patient &amp; Client Care</b>	<b>313</b>	<b>375</b>	<b>387</b>	<b>383</b>	<b>373</b>	<b>+60</b>	<b>-2</b>	<b>-10</b>	<b>418</b>



CHI Corporate SEP 2024	WTE DEC 2019	WTE DEC 2022	WTE DEC 2023	WTE AUG 2024	WTE SEP 2024	WTE change since DEC 2019	WTE change since DEC 2022	WTE change since AUG 2024	No. SEP 2024
<b>Total CHI Corporate</b>	<b>3</b>	<b>40</b>	<b>53</b>	<b>48</b>	<b>50</b>	<b>+47</b>	<b>+9</b>	<b>+2</b>	<b>50</b>
Consultants		2	2	3	3	+3	+1	+0	3
<b>Medical &amp; Dental</b>		<b>2</b>	<b>2</b>	<b>3</b>	<b>3</b>	<b>+3</b>	<b>+1</b>	<b>+0</b>	<b>3</b>
Nurse/ Midwife Manager		1	3	2	2	+2	+1	-0	2
<b>Nursing &amp; Midwifery</b>		<b>1</b>	<b>3</b>	<b>2</b>	<b>2</b>	<b>+2</b>	<b>+1</b>	<b>-0</b>	<b>2</b>
Health Science/ Diagnostics			5	3	3	+3	+3	+0	3
Psychologists			1						
H&SC, Other				1	1	+1	+1	+0	1
<b>Health &amp; Social Care Professionals</b>			<b>6</b>	<b>4</b>	<b>4</b>	<b>+4</b>	<b>+4</b>	<b>+0</b>	<b>4</b>
Management (VIII & above)	3	18	17	15	16	+13	-2	+1	16
Administrative/ Supervisory (V to VII)		12	18	15	16	+16	+4	+1	16
Clerical (III & IV)		7	7	9	9	+9	+2	+0	9
<b>Management &amp; Administrative</b>	<b>3</b>	<b>37</b>	<b>42</b>	<b>39</b>	<b>41</b>	<b>+38</b>	<b>+4</b>	<b>+2</b>	<b>41</b>



CHI Programme SEP 2024	WTE DEC 2019	WTE DEC 2022	WTE DEC 2023	WTE AUG 2024	WTE SEP 2024	WTE change since DEC 2019	WTE change since DEC 2022	WTE change since AUG 2024	No. SEP 2024
<b>Total CHI Programme</b>	<b>57</b>	<b>111</b>	<b>186</b>	<b>178</b>	<b>183</b>	<b>+126</b>	<b>+72</b>	<b>+5</b>	<b>188</b>
Consultants	1	6	3	3	3	+2	-3	+0	3
<b>Medical &amp; Dental</b>	<b>1</b>	<b>6</b>	<b>3</b>	<b>3</b>	<b>3</b>	<b>+2</b>	<b>-3</b>	<b>+0</b>	<b>3</b>
Nurse/ Midwife Manager	4	5	10	15	16	+13	+12	+2	17
<b>Nursing &amp; Midwifery</b>	<b>4</b>	<b>5</b>	<b>10</b>	<b>15</b>	<b>16</b>	<b>+13</b>	<b>+12</b>	<b>+2</b>	<b>17</b>
Therapy Professions	2	3	3	1	2	-0	-1	+1	3
Health Science/ Diagnostics	5	8	6	7	7	+2	-1	-0	7
Pharmacy		1	3	3	3	+3	+2	+0	3
Psychologists				1	1	+1	+1	+0	1
<b>Health &amp; Social Care Professionals</b>	<b>7</b>	<b>11</b>	<b>12</b>	<b>12</b>	<b>13</b>	<b>+6</b>	<b>+1</b>	<b>+1</b>	<b>14</b>
Management (VIII & above)	14	22	26	28	28	+14	+6	+0	28
Administrative/ Supervisory (V to VII)	22	52	112	98	101	+79	+49	+3	103
Clerical (III & IV)	10	16	23	19	19	+9	+3	-0	19
<b>Management &amp; Administrative</b>	<b>45</b>	<b>90</b>	<b>161</b>	<b>145</b>	<b>148</b>	<b>+102</b>	<b>+58</b>	<b>+2</b>	<b>150</b>
Support			1	3	3	+3	+3	+0	4
<b>General Support</b>			<b>1</b>	<b>3</b>	<b>3</b>	<b>+3</b>	<b>+3</b>	<b>+0</b>	<b>4</b>



CHI at Connolly SEP 2024	WTE DEC 2019	WTE DEC 2022	WTE DEC 2023	WTE AUG 2024	WTE SEP 2024	WTE change since DEC 2019	WTE change since DEC 2022	WTE change since AUG 2024	No. SEP 2024
<b>Total CHI at Connolly</b>	<b>136</b>	<b>146</b>	<b>146</b>	<b>136</b>	<b>139</b>	<b>+3</b>	<b>-8</b>	<b>+3</b>	<b>162</b>
Consultants	10	9	9	9	9	-0	+0	-0	10
Registrars	11	6	3	3	3	-8	-3	+1	3
SHO/ Interns	4	4	6	3	3	-1	-1	-0	3
<b>Medical &amp; Dental</b>	<b>24</b>	<b>19</b>	<b>19</b>	<b>15</b>	<b>15</b>	<b>-9</b>	<b>-4</b>	<b>+0</b>	<b>16</b>
Nurse/ Midwife Manager	17	19	16	15	16	-1	-4	+0	19
Nurse/ Midwife Specialist & AN/MP	2	8	9	9	10	+7	+2	+1	11
Staff Nurse/ Staff Midwife	17	23	27	23	23	+6	-0	+1	32
<b>Nursing &amp; Midwifery</b>	<b>37</b>	<b>51</b>	<b>51</b>	<b>47</b>	<b>49</b>	<b>+12</b>	<b>-2</b>	<b>+2</b>	<b>62</b>
Therapy Professions	5	6	4	4	4	-1	-2	-0	4
Health Science/ Diagnostics	11	9	10	11	11	+0	+2	+0	11
Pharmacy	2	1	2	2	2	-0	+1	-0	2
Psychologists	4	6	6	6	7	+3	+0	+1	9
Social Workers	7	10	9	6	7	-0	-4	+0	8
H&SC, Other	2	2	2	3	3	+0	+0	+0	4
<b>Health &amp; Social Care Professionals</b>	<b>31</b>	<b>35</b>	<b>33</b>	<b>32</b>	<b>33</b>	<b>+2</b>	<b>-2</b>	<b>+1</b>	<b>38</b>
Administrative/ Supervisory (V to VII)	4	5	6	5	6	+1	+1	+1	6
Clerical (III & IV)	26	23	22	25	24	-2	+1	-1	27
<b>Management &amp; Administrative</b>	<b>30</b>	<b>28</b>	<b>28</b>	<b>30</b>	<b>30</b>	<b>-0</b>	<b>+2</b>	<b>-0</b>	<b>33</b>
Support	3	3	3	3	3	+0	+0	+0	3
<b>General Support</b>	<b>3</b>	<b>3</b>	<b>3</b>	<b>3</b>	<b>3</b>	<b>+0</b>	<b>+0</b>	<b>+0</b>	<b>3</b>
Health Care Assistants	10	11	11	9	9	-2	-2	-0	10
<b>Patient &amp; Client Care</b>	<b>10</b>	<b>11</b>	<b>11</b>	<b>9</b>	<b>9</b>	<b>-2</b>	<b>-2</b>	<b>-0</b>	<b>10</b>



CHI at Crumlin SEP 2024	WTE DEC 2019	WTE DEC 2022	WTE DEC 2023	WTE AUG 2024	WTE SEP 2024	WTE change since DEC 2019	WTE change since DEC 2022	WTE change since AUG 2024	No. SEP 2024
<b>Total CHI at Crumlin</b>	<b>1,967</b>	<b>2,232</b>	<b>2,403</b>	<b>2,414</b>	<b>2,428</b>	<b>+461</b>	<b>+196</b>	<b>+15</b>	<b>2,751</b>
Consultants	112	135	148	151	153	+40	+18	+2	162
Registrars	105	115	127	145	144	+40	+29	-1	156
SHO/ Interns	38	48	52	56	59	+21	+11	+3	61
Medical/ Dental, other	1	1	1	1	1	+0	+0	+0	1
<b>Medical &amp; Dental</b>	<b>255</b>	<b>298</b>	<b>328</b>	<b>352</b>	<b>357</b>	<b>+101</b>	<b>+58</b>	<b>+4</b>	<b>380</b>
Nurse/ Midwife Manager	159	181	204	207	213	+53	+31	+6	234
Nurse/ Midwife Specialist & AN/MP	103	135	147	135	134	+32	-1	-1	158
Staff Nurse/ Staff Midwife	477	543	560	591	574	+97	+31	-17	645
Nursing/ Midwifery Student	37	40	35	23	40	+3	-0	+17	75
Nursing/ Midwifery other	7	7	8	8	7	+0	+1	-1	8
<b>Nursing &amp; Midwifery</b>	<b>783</b>	<b>906</b>	<b>954</b>	<b>964</b>	<b>968</b>	<b>+185</b>	<b>+62</b>	<b>+4</b>	<b>1,120</b>
Therapy Professions	66	74	88	79	83	+17	+10	+4	97
Health Science/ Diagnostics	171	188	194	201	201	+30	+13	+0	217
Pharmacy	34	44	47	50	51	+17	+7	+1	57
Psychologists	18	19	31	28	29	+11	+11	+1	38
Social Workers	28	29	36	33	34	+6	+5	+1	40
H&SC, Other	16	21	16	13	14	-2	-6	+1	19
<b>Health &amp; Social Care Professionals</b>	<b>333</b>	<b>374</b>	<b>412</b>	<b>405</b>	<b>413</b>	<b>+81</b>	<b>+39</b>	<b>+8</b>	<b>468</b>
Management (VIII & above)	17	18	18	21	21	+4	+3	-0	21
Administrative/ Supervisory (V to VII)	121	168	176	174	173	+52	+5	-1	184
Clerical (III & IV)	206	200	211	202	202	-4	+2	-0	240
<b>Management &amp; Administrative</b>	<b>344</b>	<b>386</b>	<b>405</b>	<b>397</b>	<b>396</b>	<b>+52</b>	<b>+9</b>	<b>-1</b>	<b>445</b>
Support	139	148	160	156	157	+19	+9	+1	179
Maintenance/ Technical	10	10	10	9	9	-1	-1	+0	9
<b>General Support</b>	<b>149</b>	<b>158</b>	<b>170</b>	<b>165</b>	<b>166</b>	<b>+17</b>	<b>+8</b>	<b>+1</b>	<b>188</b>
Health Care Assistants	97	103	128	124	123	+26	+20	-1	143
Care, other	7	7	7	7	7	-0	-0	+0	7
<b>Patient &amp; Client Care</b>	<b>104</b>	<b>110</b>	<b>134</b>	<b>131</b>	<b>129</b>	<b>+25</b>	<b>+20</b>	<b>-1</b>	<b>150</b>





CHI at Tallaght SEP 2024	WTE DEC 2019	WTE DEC 2022	WTE DEC 2023	WTE AUG 2024	WTE SEP 2024	WTE change since DEC 2019	WTE change since DEC 2022	WTE change since AUG 2024	No. SEP 2024
<b>Total CHI at Tallaght</b>	<b>255</b>	<b>305</b>	<b>321</b>	<b>328</b>	<b>330</b>	<b>+74</b>	<b>+25</b>	<b>+2</b>	<b>365</b>
Consultants	18	27	32	37	36	+18	+9	-1	37
Registrars	20	20	18	24	25	+5	+6	+1	26
SHO/ Interns	17	19	23	21	21	+4	+2	+0	21
<b>Medical &amp; Dental</b>	<b>55</b>	<b>65</b>	<b>73</b>	<b>82</b>	<b>83</b>	<b>+27</b>	<b>+17</b>	<b>+0</b>	<b>84</b>
Nurse/ Midwife Manager	37	43	35	38	38	+1	-5	+0	44
Nurse/ Midwife Specialist & AN/MP	8	14	25	22	23	+15	+9	+1	26
Staff Nurse/ Staff Midwife	80	81	91	96	93	+13	+12	-3	100
Nursing/ Midwifery Student		4	2	3	5	+5	+1	+2	6
Nursing/ Midwifery other	3	1	2	1	1	-2	+0	+0	1
<b>Nursing &amp; Midwifery</b>	<b>128</b>	<b>142</b>	<b>155</b>	<b>160</b>	<b>160</b>	<b>+32</b>	<b>+18</b>	<b>+1</b>	<b>177</b>
Therapy Professions	9	17	13	12	13	+3	-4	+1	16
Health Science/ Diagnostics	2	3	3	3	3	+1	-0	-0	4
Psychologists	2	6	5	4	4	+2	-2	+0	5
Social Workers	5	4	5	5	5	+0	+1	-0	6
H&SC, Other	2	2	3	3	3	+1	+1	+0	3
<b>Health &amp; Social Care Professionals</b>	<b>20</b>	<b>32</b>	<b>29</b>	<b>27</b>	<b>28</b>	<b>+8</b>	<b>-5</b>	<b>+1</b>	<b>34</b>
Management (VIII & above)	2	1	1	1	1	-1	+0	+0	1
Administrative/ Supervisory (V to VII)	10	12	12	12	11	+1	-1	-1	12
Clerical (III & IV)	28	38	35	31	33	+5	-5	+1	38
<b>Management &amp; Administrative</b>	<b>40</b>	<b>51</b>	<b>48</b>	<b>45</b>	<b>45</b>	<b>+4</b>	<b>-6</b>	<b>-0</b>	<b>51</b>
Support	4	1	1	1	1	-2	+0	+0	2
<b>General Support</b>	<b>4</b>	<b>1</b>	<b>1</b>	<b>1</b>	<b>1</b>	<b>-2</b>	<b>+0</b>	<b>+0</b>	<b>2</b>
Health Care Assistants	8	13	14	13	13	+6	+1	+0	17
Care, other	1					-1			
<b>Patient &amp; Client Care</b>	<b>9</b>	<b>13</b>	<b>14</b>	<b>13</b>	<b>13</b>	<b>+5</b>	<b>+1</b>	<b>+0</b>	<b>17</b>



CHI at Temple Street SEP 2024	WTE DEC 2019	WTE DEC 2022	WTE DEC 2023	WTE AUG 2024	WTE SEP 2024	WTE change since DEC 2019	WTE change since DEC 2022	WTE change since AUG 2024	No. SEP 2024
<b>Total CHI at Temple Street</b>	<b>1,184</b>	<b>1,274</b>	<b>1,413</b>	<b>1,390</b>	<b>1,388</b>	<b>+204</b>	<b>+114</b>	<b>-2</b>	<b>1,599</b>
Consultants	79	101	104	105	106	+27	+5	+0	115
Registrars	69	85	100	102	103	+33	+17	+0	105
SHO/ Interns	29	36	44	47	47	+18	+11	-1	47
Medical/ Dental, other	1	1	1	1	1	+0	+0	+0	2
<b>Medical &amp; Dental</b>	<b>178</b>	<b>222</b>	<b>249</b>	<b>256</b>	<b>256</b>	<b>+78</b>	<b>+33</b>	<b>-0</b>	<b>269</b>
Nurse/ Midwife Manager	114	126	108	115	118	+3	-8	+2	136
Nurse/ Midwife Specialist & AN/MP	39	49	80	72	73	+34	+24	+1	88
Staff Nurse/ Staff Midwife	231	235	307	327	304	+73	+69	-23	352
Nursing/ Midwifery Student	38	36	35	18	36	-2	+1	+19	70
Nursing/ Midwifery other	1	1	2	2	2	+1	+1	+0	3
<b>Nursing &amp; Midwifery</b>	<b>424</b>	<b>447</b>	<b>532</b>	<b>534</b>	<b>534</b>	<b>+110</b>	<b>+87</b>	<b>+0</b>	<b>649</b>
Therapy Professions	54	61	65	60	58	+4	-3	-3	68
Health Science/ Diagnostics	92	95	103	100	97	+5	+1	-3	113
Pharmacy	8	12	10	11	13	+5	+1	+2	15
Psychologists	14	13	19	16	17	+3	+4	+1	19
Social Workers	18	20	22	22	21	+4	+1	-0	27
H&SC, Other	5	12	10	9	9	+4	-3	+0	10
<b>Health &amp; Social Care Professionals</b>	<b>191</b>	<b>214</b>	<b>229</b>	<b>219</b>	<b>215</b>	<b>+25</b>	<b>+2</b>	<b>-4</b>	<b>252</b>
Management (VIII & above)	17	13	14	13	12	-4	-1	-1	14
Administrative/ Supervisory (V to VII)	114	110	114	112	115	+1	+5	+3	117
Clerical (III & IV)	151	146	142	134	132	-19	-15	-2	156
<b>Management &amp; Administrative</b>	<b>282</b>	<b>269</b>	<b>270</b>	<b>259</b>	<b>259</b>	<b>-23</b>	<b>-10</b>	<b>+0</b>	<b>287</b>
Support	50	58	59	63	64	+14	+6	+1	71
Maintenance/ Technical	5	5	6	6	6	+1	+1	+0	6
<b>General Support</b>	<b>55</b>	<b>63</b>	<b>65</b>	<b>69</b>	<b>70</b>	<b>+15</b>	<b>+7</b>	<b>+1</b>	<b>77</b>
Health Care Assistants	50	55	67	52	52	+2	-3	+0	62
Care, other	6	3	2	2	2	-4	-1	-0	3
<b>Patient &amp; Client Care</b>	<b>56</b>	<b>58</b>	<b>69</b>	<b>54</b>	<b>54</b>	<b>-2</b>	<b>-4</b>	<b>+0</b>	<b>65</b>



Cappagh National Orthopaedic SEP 2024	WTE DEC 2019	WTE DEC 2022	WTE DEC 2023	WTE AUG 2024	WTE SEP 2024	WTE change since DEC 2019	WTE change since DEC 2022	WTE change since AUG 2024	No. SEP 2024
<b>Total Cappagh National Orthopaedic</b>	<b>426</b>	<b>500</b>	<b>531</b>	<b>543</b>	<b>539</b>	<b>+113</b>	<b>+39</b>	<b>-3</b>	<b>600</b>
Consultants	16	20	21	22	21	+5	+1	-1	24
Registrars	18	23	25	23	23	+5	+0	+0	24
SHO/ Interns	12	18	16	15	15	+3	-3	+0	15
<b>Medical &amp; Dental</b>	<b>46</b>	<b>60</b>	<b>62</b>	<b>59</b>	<b>58</b>	<b>+12</b>	<b>-2</b>	<b>-1</b>	<b>63</b>
Nurse/ Midwife Manager	41	43	49	50	50	+9	+7	+0	56
Nurse/ Midwife Specialist & AN/MP	9	11	7	7	7	-1	-4	+0	9
Staff Nurse/ Staff Midwife	103	108	119	128	126	+23	+18	-2	140
Nursing/ Midwifery other	2	1	1	1	1	-1	+0	+0	1
<b>Nursing &amp; Midwifery</b>	<b>155</b>	<b>164</b>	<b>177</b>	<b>186</b>	<b>184</b>	<b>+29</b>	<b>+20</b>	<b>-2</b>	<b>206</b>
Therapy Professions	33	40	29	34	33	-1	-8	-1	36
Health Science/ Diagnostics	25	39	34	34	34	+10	-4	+0	36
Pharmacy	5	6	5	5	5	+0	-0	+0	6
Psychologists	1	1	1	1	1	+0	+0	+0	1
Social Workers	7	8	6	5	5	-3	-4	+0	5
<b>Health &amp; Social Care Professionals</b>	<b>71</b>	<b>93</b>	<b>75</b>	<b>79</b>	<b>78</b>	<b>+7</b>	<b>-16</b>	<b>-1</b>	<b>84</b>
Management (VIII & above)	4	6	7	7	7	+3	+1	+0	7
Administrative/ Supervisory (V to VII)	22	30	45	43	43	+22	+14	+0	46
Clerical (III & IV)	40	54	58	61	61	+21	+7	+0	69
<b>Management &amp; Administrative</b>	<b>66</b>	<b>89</b>	<b>110</b>	<b>111</b>	<b>111</b>	<b>+46</b>	<b>+22</b>	<b>+0</b>	<b>122</b>
Support	62	59	26	24	24	-37	-35	+0	26
Maintenance/ Technical	1	5	5	7	7	+6	+2	+0	7
<b>General Support</b>	<b>63</b>	<b>64</b>	<b>31</b>	<b>31</b>	<b>31</b>	<b>-31</b>	<b>-33</b>	<b>+0</b>	<b>33</b>
Health Care Assistants	26	29	77	76	77	+50	+47	+1	92
<b>Patient &amp; Client Care</b>	<b>26</b>	<b>29</b>	<b>77</b>	<b>76</b>	<b>77</b>	<b>+50</b>	<b>+47</b>	<b>+1</b>	<b>92</b>



Cavan General SEP 2024	WTE DEC 2019	WTE DEC 2022	WTE DEC 2023	WTE AUG 2024	WTE SEP 2024	WTE change since DEC 2019	WTE change since DEC 2022	WTE change since AUG 2024	No. SEP 2024
<b>Total Cavan General</b>	<b>1,034</b>	<b>1,293</b>	<b>1,321</b>	<b>1,318</b>	<b>1,308</b>	<b>+275</b>	<b>+15</b>	<b>-10</b>	<b>1,460</b>
Consultants	31	40	46	44	45	+13	+4	+1	45
Registrars	51	60	63	59	61	+10	+1	+3	62
SHO/ Interns	57	69	78	69	70	+13	+1	+1	73
<b>Medical &amp; Dental</b>	<b>139</b>	<b>170</b>	<b>186</b>	<b>171</b>	<b>176</b>	<b>+37</b>	<b>+6</b>	<b>+5</b>	<b>180</b>
Nurse/ Midwife Manager	91	128	132	132	130	+39	+2	-2	143
Nurse/ Midwife Specialist & AN/MP	21	35	39	41	41	+20	+6	+1	46
Staff Nurse/ Staff Midwife	284	363	373	406	399	+115	+36	-7	455
Nursing/ Midwifery Student		1	3				-1		
Nursing/ Midwifery other	2	1	2	1	1	-0	+1	-0	2
<b>Nursing &amp; Midwifery</b>	<b>398</b>	<b>527</b>	<b>549</b>	<b>580</b>	<b>573</b>	<b>+174</b>	<b>+45</b>	<b>-8</b>	<b>646</b>
Therapy Professions	31	41	45	42	39	+8	-2	-3	49
Health Science/ Diagnostics	66	80	78	78	79	+12	-1	+1	90
Pharmacy	17	28	28	27	28	+11	-0	+0	33
Social Workers	1	3	3	4	4	+3	+1	-1	4
H&SC, Other	2	2	2	1	1	-2	-1	+0	1
<b>Health &amp; Social Care Professionals</b>	<b>118</b>	<b>153</b>	<b>156</b>	<b>152</b>	<b>150</b>	<b>+32</b>	<b>-3</b>	<b>-2</b>	<b>177</b>
Management (VIII & above)	6	8	7	6	6	-0	-2	+0	6
Administrative/ Supervisory (V to VII)	16	45	52	53	51	+35	+6	-2	55
Clerical (III & IV)	128	126	118	115	113	-16	-13	-2	128
<b>Management &amp; Administrative</b>	<b>151</b>	<b>179</b>	<b>177</b>	<b>174</b>	<b>170</b>	<b>+20</b>	<b>-9</b>	<b>-4</b>	<b>189</b>
Support	65	67	78	76	76	+11	+9	+0	82
Maintenance/ Technical	13	13	15	15	15	+2	+2	+0	16
<b>General Support</b>	<b>78</b>	<b>80</b>	<b>93</b>	<b>91</b>	<b>91</b>	<b>+13</b>	<b>+11</b>	<b>+0</b>	<b>98</b>
Health Care Assistants	146	182	157	148	147	+1	-35	-1	168
Care, other	4	3	2	2	2	-2	-1	+0	2
<b>Patient &amp; Client Care</b>	<b>150</b>	<b>185</b>	<b>159</b>	<b>150</b>	<b>149</b>	<b>-1</b>	<b>-36</b>	<b>-1</b>	<b>170</b>



Connolly SEP 2024	WTE DEC 2019	WTE DEC 2022	WTE DEC 2023	WTE AUG 2024	WTE SEP 2024	WTE change since DEC 2019	WTE change since DEC 2022	WTE change since AUG 2024	No. SEP 2024
<b>Total Connolly</b>	<b>1,334</b>	<b>1,586</b>	<b>1,637</b>	<b>1,624</b>	<b>1,628</b>	<b>+294</b>	<b>+42</b>	<b>+4</b>	<b>1,771</b>
Consultants	64	84	90	90	90	+26	+6	-0	95
Registrars	56	69	68	68	70	+14	+1	+1	70
SHO/ Interns	71	89	93	93	98	+27	+9	+5	100
Medical/ Dental, other	0	1	1	1	1	+1	+0	+0	3
<b>Medical &amp; Dental</b>	<b>191</b>	<b>243</b>	<b>252</b>	<b>253</b>	<b>258</b>	<b>+68</b>	<b>+16</b>	<b>+6</b>	<b>268</b>
Nurse/ Midwife Manager	102	127	129	126	125	+24	-2	-1	137
Nurse/ Midwife Specialist & AN/MP	24	36	41	42	43	+19	+6	+0	45
Staff Nurse/ Staff Midwife	373	424	472	484	491	+118	+67	+7	525
Nursing/ Midwifery Student	1	2	3	8	6	+5	+4	-2	18
Nursing/ Midwifery other	4	4	4	3	3	-1	-1	+0	3
<b>Nursing &amp; Midwifery</b>	<b>503</b>	<b>593</b>	<b>649</b>	<b>664</b>	<b>668</b>	<b>+165</b>	<b>+75</b>	<b>+4</b>	<b>728</b>
Therapy Professions	47	64	59	62	60	+14	-3	-1	67
Health Science/ Diagnostics	83	110	110	105	103	+20	-7	-2	115
Pharmacy	26	33	37	33	34	+7	+1	+0	40
Social Workers	12	13	13	13	13	+2	+1	+0	16
<b>Health &amp; Social Care Professionals</b>	<b>168</b>	<b>219</b>	<b>219</b>	<b>213</b>	<b>211</b>	<b>+43</b>	<b>-8</b>	<b>-2</b>	<b>238</b>
Management (VIII & above)	7	9	7	7	7	+0	-1	-0	8
Administrative/ Supervisory (V to VII)	41	62	57	58	58	+17	-4	+0	60
Clerical (III & IV)	137	155	148	135	134	-3	-21	-1	154
<b>Management &amp; Administrative</b>	<b>185</b>	<b>226</b>	<b>212</b>	<b>200</b>	<b>200</b>	<b>+14</b>	<b>-26</b>	<b>-0</b>	<b>222</b>
Support	113	123	124	120	119	+7	-4	-0	133
Maintenance/ Technical	12	10	11	10	10	-1	+1	+1	11
<b>General Support</b>	<b>124</b>	<b>133</b>	<b>135</b>	<b>129</b>	<b>130</b>	<b>+5</b>	<b>-3</b>	<b>+0</b>	<b>144</b>
Health Care Assistants	150	162	160	153	149	-1	-13	-4	158
Care, other	12	11	11	13	13	+1	+2	+0	13
<b>Patient &amp; Client Care</b>	<b>162</b>	<b>173</b>	<b>172</b>	<b>165</b>	<b>162</b>	<b>-0</b>	<b>-11</b>	<b>-4</b>	<b>171</b>



Coombe Women & Infants University SEP 2024	WTE DEC 2019	WTE DEC 2022	WTE DEC 2023	WTE AUG 2024	WTE SEP 2024	WTE change since DEC 2019	WTE change since DEC 2022	WTE change since AUG 2024	No. SEP 2024
<b>Total Coombe Women &amp; Infants University</b>	<b>890</b>	<b>939</b>	<b>980</b>	<b>1,052</b>	<b>1,053</b>	<b>+163</b>	<b>+113</b>	<b>+1</b>	<b>1,170</b>
Consultants	32	39	45	44	44	+12	+5	+0	48
Registrars	39	49	42	47	48	+8	-2	+1	48
SHO/ Interns	28	27	32	36	37	+9	+10	+1	37
<b>Medical &amp; Dental</b>	<b>99</b>	<b>115</b>	<b>119</b>	<b>126</b>	<b>128</b>	<b>+29</b>	<b>+13</b>	<b>+2</b>	<b>133</b>
Nurse/ Midwife Manager	73	86	101	113	111	+38	+25	-2	122
Nurse/ Midwife Specialist & AN/MP	11	16	21	25	25	+14	+9	+0	26
Staff Nurse/ Staff Midwife	261	235	235	258	263	+2	+29	+5	282
Nursing/ Midwifery Student	13	6	6	14	14	+1	+8	-1	27
Nursing/ Midwifery other	16	16	19	16	17	+1	+1	+1	21
<b>Nursing &amp; Midwifery</b>	<b>374</b>	<b>358</b>	<b>382</b>	<b>426</b>	<b>430</b>	<b>+55</b>	<b>+71</b>	<b>+4</b>	<b>478</b>
Therapy Professions	8	10	12	15	15	+7	+6	+0	17
Health Science/ Diagnostics	52	55	57	60	60	+8	+4	+0	63
Pharmacy	7	8	8	7	9	+2	+1	+2	9
Psychologists	1	1	1	1	1	+0	+0	+0	1
Social Workers	7	9	12	13	13	+6	+4	+0	14
H&SC, Other			2	1				-1	
<b>Health &amp; Social Care Professionals</b>	<b>74</b>	<b>83</b>	<b>92</b>	<b>97</b>	<b>98</b>	<b>+24</b>	<b>+15</b>	<b>+1</b>	<b>104</b>
Management (VIII & above)	7	9	8	8	8	+1	-1	+0	8
Administrative/ Supervisory (V to VII)	47	57	64	71	71	+24	+14	+0	75
Clerical (III & IV)	93	95	98	105	103	+10	+8	-2	125
<b>Management &amp; Administrative</b>	<b>147</b>	<b>162</b>	<b>170</b>	<b>184</b>	<b>182</b>	<b>+35</b>	<b>+20</b>	<b>-2</b>	<b>208</b>
Support	137	144	137	137	133	-4	-11	-3	151
Maintenance/ Technical	9	7	7	6	6	-3	-1	+0	6
<b>General Support</b>	<b>146</b>	<b>151</b>	<b>144</b>	<b>143</b>	<b>139</b>	<b>-7</b>	<b>-12</b>	<b>-3</b>	<b>157</b>
Health Care Assistants	48	67	71	74	75	+27	+8	+1	88
Care, other	2	3	3	2	1	-1	-2	-1	2
<b>Patient &amp; Client Care</b>	<b>49</b>	<b>70</b>	<b>74</b>	<b>76</b>	<b>76</b>	<b>+26</b>	<b>+6</b>	<b>-0</b>	<b>90</b>



Cork University SEP 2024	WTE DEC 2019	WTE DEC 2022	WTE DEC 2023	WTE AUG 2024	WTE SEP 2024	WTE change since DEC 2019	WTE change since DEC 2022	WTE change since AUG 2024	No. SEP 2024
<b>Total Cork University</b>	<b>4,014</b>	<b>4,782</b>	<b>5,235</b>	<b>5,347</b>	<b>5,298</b>	<b>+1,284</b>	<b>+516</b>	<b>-49</b>	<b>5,917</b>
Consultants	205	239	289	313	313	+108	+75	+1	336
Registrars	214	266	291	328	333	+119	+66	+5	343
SHO/ Interns	179	205	242	245	254	+74	+48	+9	255
Medical/ Dental, other	6	6	5	5	5	-1	-1	+0	9
<b>Medical &amp; Dental</b>	<b>604</b>	<b>716</b>	<b>827</b>	<b>890</b>	<b>905</b>	<b>+301</b>	<b>+189</b>	<b>+15</b>	<b>943</b>
Nurse/ Midwife Manager	270	300	355	344	354	+84	+54	+10	394
Nurse/ Midwife Specialist & AN/MP	58	108	131	136	133	+74	+25	-4	150
Staff Nurse/ Staff Midwife	1,250	1,454	1,626	1,697	1,660	+410	+206	-37	1,867
Nursing/ Midwifery Student	55	39	22	56	56	+0	+17	+0	101
Nursing/ Midwifery other	3	4	5	4	5	+2	+1	+1	6
<b>Nursing &amp; Midwifery</b>	<b>1,637</b>	<b>1,905</b>	<b>2,139</b>	<b>2,237</b>	<b>2,208</b>	<b>+571</b>	<b>+303</b>	<b>-30</b>	<b>2,518</b>
Therapy Professions	121	190	219	211	208	+87	+18	-3	230
Health Science/ Diagnostics	377	417	417	420	413	+36	-4	-7	473
Pharmacy	46	80	83	80	81	+35	+1	+1	94
Psychologists		4	10	10	11	+11	+7	+1	14
Social Workers	16	24	25	24	24	+9	+0	+0	27
H&SC, Other	13	9	15	6	8	-5	-2	+2	9
<b>Health &amp; Social Care Professionals</b>	<b>573</b>	<b>724</b>	<b>768</b>	<b>752</b>	<b>745</b>	<b>+172</b>	<b>+21</b>	<b>-6</b>	<b>847</b>
Management (VIII & above)	10	18	17	16	16	+6	-2	-0	16
Administrative/ Supervisory (V to VII)	82	125	149	144	142	+59	+17	-2	150
Clerical (III & IV)	387	402	379	358	350	-37	-52	-9	397
<b>Management &amp; Administrative</b>	<b>480</b>	<b>545</b>	<b>545</b>	<b>518</b>	<b>507</b>	<b>+28</b>	<b>-38</b>	<b>-11</b>	<b>563</b>
Support	545	664	666	666	652	+107	-12	-14	733
Maintenance/ Technical	2	1	2	2	2	+0	+1	+0	3
<b>General Support</b>	<b>547</b>	<b>666</b>	<b>668</b>	<b>669</b>	<b>655</b>	<b>+108</b>	<b>-11</b>	<b>-14</b>	<b>736</b>
Health Care Assistants	164	215	268	256	252	+88	+37	-4	283
Care, other	9	11	19	26	26	+17	+15	+0	27
<b>Patient &amp; Client Care</b>	<b>173</b>	<b>226</b>	<b>287</b>	<b>281</b>	<b>278</b>	<b>+105</b>	<b>+52</b>	<b>-3</b>	<b>310</b>



Croom Orthopaedic SEP 2024	WTE DEC 2019	WTE DEC 2022	WTE DEC 2023	WTE AUG 2024	WTE SEP 2024	WTE change since DEC 2019	WTE change since DEC 2022	WTE change since AUG 2024	No. SEP 2024
<b>Total Croom Orthopaedic</b>	<b>156</b>	<b>303</b>	<b>320</b>	<b>307</b>	<b>309</b>	<b>+153</b>	<b>+6</b>	<b>+2</b>	<b>335</b>
Consultants	5	12	12	11	12	+8	+1	+2	13
Registrars	3	12	13	12	12	+9	+0	+0	13
SHO/ Interns	5	12	11	9	9	+4	-3	+0	9
<b>Medical &amp; Dental</b>	<b>13</b>	<b>35</b>	<b>36</b>	<b>31</b>	<b>34</b>	<b>+21</b>	<b>-2</b>	<b>+2</b>	<b>35</b>
Nurse/ Midwife Manager	14	27	28	27	28	+14	+1	+1	29
Nurse/ Midwife Specialist & AN/MP	6	10	11	10	11	+5	+1	+0	11
Staff Nurse/ Staff Midwife	50	90	87	83	82	+32	-8	-1	93
Nursing/ Midwifery Student		1					-1		
<b>Nursing &amp; Midwifery</b>	<b>70</b>	<b>128</b>	<b>125</b>	<b>121</b>	<b>121</b>	<b>+51</b>	<b>-7</b>	<b>+0</b>	<b>133</b>
Therapy Professions		5	10	10	9	+9	+4	-0	11
Health Science/ Diagnostics	1	1	1	1	1	-0	-0	+0	1
H&SC, Other				1	1	+1	+1	+0	1
<b>Health &amp; Social Care Professionals</b>	<b>1</b>	<b>6</b>	<b>10</b>	<b>12</b>	<b>11</b>	<b>+10</b>	<b>+5</b>	<b>-0</b>	<b>13</b>
Administrative/ Supervisory (V to VII)	2	5	4	4	4	+2	-1	-0	4
Clerical (III & IV)	15	29	34	31	32	+17	+4	+1	37
<b>Management &amp; Administrative</b>	<b>17</b>	<b>34</b>	<b>38</b>	<b>35</b>	<b>36</b>	<b>+19</b>	<b>+3</b>	<b>+1</b>	<b>41</b>
Support	7	49	38	36	35	+27	-15	-1	36
Maintenance/ Technical	2	1	1	1	1	-1	+0	+0	1
<b>General Support</b>	<b>9</b>	<b>50</b>	<b>39</b>	<b>37</b>	<b>36</b>	<b>+26</b>	<b>-15</b>	<b>-1</b>	<b>37</b>
Health Care Assistants	44	49	70	70	71	+27	+22	+1	76
Care, other	1	1	1	1		-1	-1	-1	
<b>Patient &amp; Client Care</b>	<b>45</b>	<b>50</b>	<b>71</b>	<b>71</b>	<b>71</b>	<b>+26</b>	<b>+21</b>	<b>-0</b>	<b>76</b>





DMHG HQ SEP 2024	WTE DEC 2019	WTE DEC 2022	WTE DEC 2023	WTE AUG 2024	WTE SEP 2024	WTE change since DEC 2019	WTE change since DEC 2022	WTE change since AUG 2024	No. SEP 2024
<b>Total DMHG HQ</b>	<b>33</b>	<b>59</b>	<b>76</b>	<b>77</b>	<b>74</b>	<b>+41</b>	<b>+15</b>	<b>-3</b>	<b>79</b>
Nurse/ Midwife Manager	3	6	8	6	6	+3	-1	-0	6
<b>Nursing &amp; Midwifery</b>	<b>3</b>	<b>6</b>	<b>8</b>	<b>6</b>	<b>6</b>	<b>+3</b>	<b>-1</b>	<b>-0</b>	<b>6</b>
H&SC, Other			1	0	0	+0	+0	+0	1
<b>Health &amp; Social Care Professionals</b>			<b>1</b>	<b>0</b>	<b>0</b>	<b>+0</b>	<b>+0</b>	<b>+0</b>	<b>1</b>
Management (VIII & above)	15	16	19	18	15	+1	-1	-2	16
Administrative/ Supervisory (V to VII)	16	28	39	42	42	+26	+14	-0	43
Clerical (III & IV)		8	9	11	11	+11	+3	-0	13
<b>Management &amp; Administrative</b>	<b>30</b>	<b>52</b>	<b>67</b>	<b>71</b>	<b>68</b>	<b>+38</b>	<b>+16</b>	<b>-2</b>	<b>72</b>



Ennis SEP 2024	WTE DEC 2019	WTE DEC 2022	WTE DEC 2023	WTE AUG 2024	WTE SEP 2024	WTE change since DEC 2019	WTE change since DEC 2022	WTE change since AUG 2024	No. SEP 2024
<b>Total Ennis</b>	<b>235</b>	<b>257</b>	<b>273</b>	<b>286</b>	<b>285</b>	<b>+50</b>	<b>+28</b>	<b>-1</b>	<b>323</b>
Consultants	8	8	9	9	10	+2	+2	+0	11
Registrars	3	5	6	6	6	+3	+1	+0	6
SHO/ Interns	5	9	11	11	11	+6	+2	+0	11
<b>Medical &amp; Dental</b>	<b>16</b>	<b>21</b>	<b>26</b>	<b>26</b>	<b>26</b>	<b>+11</b>	<b>+5</b>	<b>+1</b>	<b>28</b>
Nurse/ Midwife Manager	27	29	28	28	28	+1	-2	-1	30
Nurse/ Midwife Specialist & AN/MP	2	7	9	11	11	+9	+4	-0	11
Staff Nurse/ Staff Midwife	79	76	77	86	84	+5	+8	-2	102
<b>Nursing &amp; Midwifery</b>	<b>108</b>	<b>112</b>	<b>114</b>	<b>125</b>	<b>123</b>	<b>+15</b>	<b>+10</b>	<b>-3</b>	<b>143</b>
Therapy Professions	5	5	6	5	6	+0	+1	+0	7
Health Science/ Diagnostics	15	15	17	19	20	+5	+5	+1	24
Pharmacy	2	3	2	2	2	+0	-0	-0	3
<b>Health &amp; Social Care Professionals</b>	<b>22</b>	<b>22</b>	<b>24</b>	<b>26</b>	<b>28</b>	<b>+6</b>	<b>+6</b>	<b>+1</b>	<b>34</b>
Management (VIII & above)					1	+1	+1	+1	1
Administrative/ Supervisory (V to VII)	2	4	4	4	4	+2	-1	+0	4
Clerical (III & IV)	42	40	41	37	36	-6	-4	-1	40
<b>Management &amp; Administrative</b>	<b>44</b>	<b>45</b>	<b>45</b>	<b>41</b>	<b>41</b>	<b>-3</b>	<b>-4</b>	<b>-0</b>	<b>45</b>
Support	14	45	47	49	49	+35	+3	-0	53
<b>General Support</b>	<b>14</b>	<b>45</b>	<b>47</b>	<b>49</b>	<b>49</b>	<b>+35</b>	<b>+3</b>	<b>-0</b>	<b>53</b>
Health Care Assistants	32	11	17	19	19	-13	+8	+0	20
<b>Patient &amp; Client Care</b>	<b>32</b>	<b>11</b>	<b>17</b>	<b>19</b>	<b>19</b>	<b>-13</b>	<b>+8</b>	<b>+0</b>	<b>20</b>



Galway University SEP 2024	WTE DEC 2019	WTE DEC 2022	WTE DEC 2023	WTE AUG 2024	WTE SEP 2024	WTE change since DEC 2019	WTE change since DEC 2022	WTE change since AUG 2024	No. SEP 2024
<b>Total Galway University</b>	<b>3,607</b>	<b>4,280</b>	<b>4,548</b>	<b>4,456</b>	<b>4,449</b>	<b>+842</b>	<b>+169</b>	<b>-7</b>	<b>4,923</b>
Consultants	229	254	271	281	281	+52	+28	+1	307
Registrars	205	235	246	257	262	+56	+26	+4	268
SHO/ Interns	222	278	290	302	305	+82	+26	+3	311
Medical/ Dental, other	4	6	6	14	14	+10	+9	+1	31
<b>Medical &amp; Dental</b>	<b>661</b>	<b>773</b>	<b>814</b>	<b>854</b>	<b>862</b>	<b>+201</b>	<b>+89</b>	<b>+8</b>	<b>917</b>
Nurse/ Midwife Manager	189	236	260	249	247	+57	+10	-2	264
Nurse/ Midwife Specialist & AN/MP	86	122	137	142	140	+55	+19	-2	154
Staff Nurse/ Staff Midwife	1,107	1,234	1,390	1,305	1,297	+190	+63	-8	1,451
Public Health Nurse	1					-1			
Nursing/ Midwifery Student	21	98	25	48	61	+39	-37	+13	89
Nursing/ Midwifery other	10	11	16	15	13	+3	+2	-2	16
<b>Nursing &amp; Midwifery</b>	<b>1,415</b>	<b>1,700</b>	<b>1,828</b>	<b>1,758</b>	<b>1,757</b>	<b>+342</b>	<b>+57</b>	<b>-0</b>	<b>1,974</b>
Therapy Professions	109	152	160	157	157	+48	+5	-0	175
Health Science/ Diagnostics	295	340	347	349	348	+53	+8	-1	390
Social Care	2	2	2	2	2	-0	-0	-0	3
Pharmacy	46	71	69	69	68	+22	-3	-1	77
Psychologists	1	2	6	5	6	+5	+4	+0	7
Social Workers	19	28	35	34	34	+15	+6	-0	37
H&SC, Other	10	17	22	12	9	-1	-8	-2	19
<b>Health &amp; Social Care Professionals</b>	<b>483</b>	<b>613</b>	<b>642</b>	<b>629</b>	<b>625</b>	<b>+142</b>	<b>+11</b>	<b>-4</b>	<b>708</b>
Management (VIII & above)	11	12	13	12	12	+1	-0	+0	12
Administrative/ Supervisory (V to VII)	96	133	153	146	147	+51	+13	+0	156
Clerical (III & IV)	390	449	486	462	455	+65	+6	-7	511
<b>Management &amp; Administrative</b>	<b>496</b>	<b>594</b>	<b>652</b>	<b>620</b>	<b>613</b>	<b>+117</b>	<b>+19</b>	<b>-7</b>	<b>679</b>
Support	236	253	248	251	250	+14	-3	-1	269
Maintenance/ Technical	36	36	34	33	34	-2	-2	+1	35
<b>General Support</b>	<b>271</b>	<b>289</b>	<b>282</b>	<b>284</b>	<b>284</b>	<b>+12</b>	<b>-5</b>	<b>-1</b>	<b>304</b>
Health Care Assistants	265	295	309	289	286	+21	-8	-2	318
Care, other	15	16	21	22	22	+7	+6	-1	23
<b>Patient &amp; Client Care</b>	<b>280</b>	<b>310</b>	<b>330</b>	<b>311</b>	<b>308</b>	<b>+28</b>	<b>-2</b>	<b>-3</b>	<b>341</b>



IEHG Bank SEP 2024	WTE DEC 2019	WTE DEC 2022	WTE DEC 2023	WTE AUG 2024	WTE SEP 2024	WTE change since DEC 2019	WTE change since DEC 2022	WTE change since AUG 2024	No. SEP 2024
<b>Total IEHG Bank</b>		<b>23</b>	<b>38</b>	<b>26</b>	<b>26</b>	<b>+26</b>	<b>+3</b>	<b>-0</b>	<b>36</b>
Nurse/ Midwife Manager			0	0	1	+1	+1	+0	1
Nurse/ Midwife Specialist & AN/MP			0						
Staff Nurse/ Staff Midwife		23	37	24	24	+24	+1	-0	32
<b>Nursing &amp; Midwifery</b>		<b>23</b>	<b>38</b>	<b>25</b>	<b>24</b>	<b>+24</b>	<b>+2</b>	<b>-0</b>	<b>33</b>
Health Science/ Diagnostics			0	2	1	+1	+1	-0	2
<b>Health &amp; Social Care Professionals</b>			<b>0</b>	<b>2</b>	<b>1</b>	<b>+1</b>	<b>+1</b>	<b>-0</b>	<b>2</b>
Health Care Assistants		0	0	0	0	+0	+0	+0	1
<b>Patient &amp; Client Care</b>		<b>0</b>	<b>0</b>	<b>0</b>	<b>0</b>	<b>+0</b>	<b>+0</b>	<b>+0</b>	<b>1</b>



IEHG HQ SEP 2024	WTE DEC 2019	WTE DEC 2022	WTE DEC 2023	WTE AUG 2024	WTE SEP 2024	WTE change since DEC 2019	WTE change since DEC 2022	WTE change since AUG 2024	No. SEP 2024
<b>Total IEHG HQ</b>	<b>30</b>	<b>78</b>	<b>75</b>	<b>65</b>	<b>62</b>	<b>+32</b>	<b>-16</b>	<b>-4</b>	<b>66</b>
Nurse/ Midwife Manager	3	8	9	9	9	+6	+1	-0	9
<b>Nursing &amp; Midwifery</b>	<b>3</b>	<b>8</b>	<b>9</b>	<b>9</b>	<b>9</b>	<b>+6</b>	<b>+1</b>	<b>-0</b>	<b>9</b>
Health Science/ Diagnostics	1	1	1	1	1	+0	+0	+0	1
Pharmacy			1						
Social Workers			1						
H&SC, Other		5	3	0	0	+0	-5	-0	1
<b>Health &amp; Social Care Professionals</b>	<b>1</b>	<b>6</b>	<b>6</b>	<b>1</b>	<b>1</b>	<b>+0</b>	<b>-5</b>	<b>-0</b>	<b>2</b>
Management (VIII & above)	6	26	25	22	21	+15	-6	-2	22
Administrative/ Supervisory (V to VII)	17	34	33	31	29	+12	-5	-2	31
Clerical (III & IV)	2	3	3	2	2	-0	-1	+0	2
<b>Management &amp; Administrative</b>	<b>25</b>	<b>64</b>	<b>60</b>	<b>55</b>	<b>52</b>	<b>+27</b>	<b>-12</b>	<b>-3</b>	<b>55</b>
Maintenance/ Technical	1					-1			
<b>General Support</b>	<b>1</b>					<b>-1</b>			



Letterkenny University SEP 2024	WTE DEC 2019	WTE DEC 2022	WTE DEC 2023	WTE AUG 2024	WTE SEP 2024	WTE change since DEC 2019	WTE change since DEC 2022	WTE change since AUG 2024	No. SEP 2024
<b>Total Letterkenny University</b>	<b>1,607</b>	<b>2,089</b>	<b>2,204</b>	<b>2,205</b>	<b>2,198</b>	<b>+591</b>	<b>+110</b>	<b>-6</b>	<b>2,449</b>
Consultants	58	68	73	80	80	+22	+12	+0	83
Registrars	63	63	67	79	78	+15	+15	-1	79
SHO/ Interns	87	106	118	111	115	+28	+8	+4	117
Medical/ Dental, other		0	1	1	1	+1	+0	+0	1
<b>Medical &amp; Dental</b>	<b>208</b>	<b>238</b>	<b>259</b>	<b>270</b>	<b>274</b>	<b>+66</b>	<b>+36</b>	<b>+3</b>	<b>280</b>
Nurse/ Midwife Manager	100	132	153	141	140	+40	+8	-1	153
Nurse/ Midwife Specialist & AN/MP	38	52	62	69	68	+30	+16	-0	73
Staff Nurse/ Staff Midwife	448	614	625	623	611	+164	-3	-12	709
Nursing/ Midwifery Student	7	7		17	29	+22	+22	+12	34
Nursing/ Midwifery other	3	4	4	8	8	+5	+4	+0	9
<b>Nursing &amp; Midwifery</b>	<b>597</b>	<b>810</b>	<b>843</b>	<b>858</b>	<b>857</b>	<b>+260</b>	<b>+48</b>	<b>-1</b>	<b>978</b>
Therapy Professions	38	50	53	55	56	+18	+6	+1	61
Health Science/ Diagnostics	91	110	111	113	113	+22	+3	-1	124
Pharmacy	21	33	45	45	45	+24	+12	-0	49
Social Workers	1	3	3	3	3	+2	-0	+0	3
H&SC, Other	2	3	5		0	-1	-2	+0	1
<b>Health &amp; Social Care Professionals</b>	<b>153</b>	<b>198</b>	<b>218</b>	<b>216</b>	<b>217</b>	<b>+65</b>	<b>+19</b>	<b>+1</b>	<b>238</b>
Management (VIII & above)	6	7	8	8	8	+2	+1	+0	8
Administrative/ Supervisory (V to VII)	25	54	67	63	61	+35	+7	-2	63
Clerical (III & IV)	192	245	257	252	250	+58	+5	-2	277
<b>Management &amp; Administrative</b>	<b>223</b>	<b>305</b>	<b>332</b>	<b>323</b>	<b>318</b>	<b>+95</b>	<b>+13</b>	<b>-5</b>	<b>348</b>
Support	233	260	258	257	251	+18	-9	-6	280
Maintenance/ Technical	14	15	16	13	13	-1	-2	-0	13
<b>General Support</b>	<b>246</b>	<b>275</b>	<b>273</b>	<b>270</b>	<b>264</b>	<b>+17</b>	<b>-11</b>	<b>-6</b>	<b>293</b>
Health Care Assistants	178	239	256	245	246	+68	+7	+1	285
Care, other	2	23	24	22	23	+20	-1	+1	27
<b>Patient &amp; Client Care</b>	<b>180</b>	<b>262</b>	<b>280</b>	<b>267</b>	<b>269</b>	<b>+88</b>	<b>+6</b>	<b>+1</b>	<b>312</b>



Lourdes Orthopaedic Kilcreene SEP 2024	WTE DEC 2019	WTE DEC 2022	WTE DEC 2023	WTE AUG 2024	WTE SEP 2024	WTE change since DEC 2019	WTE change since DEC 2022	WTE change since AUG 2024	No. SEP 2024
<b>Total Lourdes Orthopaedic Kilcreene</b>	<b>70</b>	<b>71</b>	<b>70</b>	<b>68</b>	<b>70</b>	<b>-0</b>	<b>-1</b>	<b>+2</b>	<b>78</b>
Consultants	2	2	2	2	2	+0	+0	+0	2
SHO/ Interns	5	5	5	1	4	-1	-1	+3	4
Medical/ Dental, other		1	1	1	1	+1	+0	+0	1
<b>Medical &amp; Dental</b>	<b>7</b>	<b>8</b>	<b>8</b>	<b>4</b>	<b>7</b>	<b>+0</b>	<b>-1</b>	<b>+3</b>	<b>7</b>
Nurse/ Midwife Manager	7	7	6	5	6	-1	-1	+1	6
Staff Nurse/ Staff Midwife	29	33	33	36	35	+6	+2	-1	42
<b>Nursing &amp; Midwifery</b>	<b>37</b>	<b>40</b>	<b>38</b>	<b>41</b>	<b>41</b>	<b>+5</b>	<b>+1</b>	<b>-0</b>	<b>48</b>
Administrative/ Supervisory (V to VII)			1	1	1	+1	+1	+0	1
Clerical (III & IV)	7	7	6	8	8	+1	+1	+0	8
<b>Management &amp; Administrative</b>	<b>7</b>	<b>7</b>	<b>7</b>	<b>9</b>	<b>9</b>	<b>+2</b>	<b>+2</b>	<b>+0</b>	<b>9</b>
Support	20	17	17	14	13	-6	-3	-1	14
<b>General Support</b>	<b>20</b>	<b>17</b>	<b>17</b>	<b>14</b>	<b>13</b>	<b>-6</b>	<b>-3</b>	<b>-1</b>	<b>14</b>



Louth County SEP 2024	WTE DEC 2019	WTE DEC 2022	WTE DEC 2023	WTE AUG 2024	WTE SEP 2024	WTE change since DEC 2019	WTE change since DEC 2022	WTE change since AUG 2024	No. SEP 2024
<b>Total Louth County</b>	<b>277</b>	<b>309</b>	<b>305</b>	<b>298</b>	<b>297</b>	<b>+20</b>	<b>-12</b>	<b>-1</b>	<b>332</b>
Consultants	2	2	2	2	2	+0	+0	+0	2
Registrars	1	1	1	0		-1	-1	-0	
<b>Medical &amp; Dental</b>	<b>3</b>	<b>3</b>	<b>3</b>	<b>2</b>	<b>2</b>	<b>-1</b>	<b>-1</b>	<b>-0</b>	<b>2</b>
Nurse/ Midwife Manager	19	24	25	25	25	+7	+1	+0	27
Nurse/ Midwife Specialist & AN/MP	6	4	3	3	3	-3	-1	+0	3
Staff Nurse/ Staff Midwife	61	73	75	76	77	+15	+3	+0	89
Nursing/ Midwifery Student	1					-1			
<b>Nursing &amp; Midwifery</b>	<b>86</b>	<b>102</b>	<b>103</b>	<b>104</b>	<b>104</b>	<b>+18</b>	<b>+3</b>	<b>+0</b>	<b>119</b>
Therapy Professions	18	18	17	17	18	-0	-1	+0	18
Health Science/ Diagnostics	10	13	13	12	12	+2	-1	+0	15
Pharmacy	4	4	5	5	5	+1	+1	+0	5
<b>Health &amp; Social Care Professionals</b>	<b>31</b>	<b>35</b>	<b>35</b>	<b>33</b>	<b>34</b>	<b>+3</b>	<b>-1</b>	<b>+1</b>	<b>38</b>
Management (VIII & above)	2	1	1	1	1	-1	+0	+0	1
Administrative/ Supervisory (V to VII)	5	10	11	12	12	+7	+2	+0	12
Clerical (III & IV)	50	55	48	48	47	-3	-8	-1	51
<b>Management &amp; Administrative</b>	<b>57</b>	<b>65</b>	<b>60</b>	<b>60</b>	<b>59</b>	<b>+3</b>	<b>-6</b>	<b>-1</b>	<b>64</b>
Support	51	48	49	45	45	-6	-3	-0	51
Maintenance/ Technical	5	5	6	7	7	+2	+2	+0	7
<b>General Support</b>	<b>56</b>	<b>53</b>	<b>55</b>	<b>52</b>	<b>52</b>	<b>-4</b>	<b>-1</b>	<b>-0</b>	<b>58</b>
Health Care Assistants	43	50	47	44	44	+1	-6	-0	48
Care, other	1	2	2	2	2	+1	-1	-0	3
<b>Patient &amp; Client Care</b>	<b>44</b>	<b>52</b>	<b>49</b>	<b>46</b>	<b>46</b>	<b>+2</b>	<b>-6</b>	<b>-1</b>	<b>51</b>





MRH Mullingar SEP 2024	WTE DEC 2019	WTE DEC 2022	WTE DEC 2023	WTE AUG 2024	WTE SEP 2024	WTE change since DEC 2019	WTE change since DEC 2022	WTE change since AUG 2024	No. SEP 2024
<b>Total MRH Mullingar</b>	<b>914</b>	<b>1,098</b>	<b>1,150</b>	<b>1,170</b>	<b>1,171</b>	<b>+258</b>	<b>+74</b>	<b>+1</b>	<b>1,285</b>
Consultants	34	47	48	49	47	+13	+0	-2	48
Registrars	56	55	58	55	58	+2	+3	+3	58
SHO/ Interns	55	69	78	75	76	+21	+7	+0	76
Medical/ Dental, other	2	2	2	1	1	-1	-1	+0	1
<b>Medical &amp; Dental</b>	<b>146</b>	<b>173</b>	<b>186</b>	<b>180</b>	<b>182</b>	<b>+35</b>	<b>+9</b>	<b>+1</b>	<b>183</b>
Nurse/ Midwife Manager	71	89	95	95	96	+24	+7	+1	104
Nurse/ Midwife Specialist & AN/MP	13	22	25	26	26	+13	+4	-0	27
Staff Nurse/ Staff Midwife	240	280	262	293	292	+52	+12	-0	332
Nursing/ Midwifery Student	1	7	4	12	14	+13	+7	+2	24
Nursing/ Midwifery other	2	2	3	3	3	+1	+1	+0	4
<b>Nursing &amp; Midwifery</b>	<b>328</b>	<b>400</b>	<b>390</b>	<b>428</b>	<b>431</b>	<b>+103</b>	<b>+31</b>	<b>+3</b>	<b>491</b>
Therapy Professions	25	37	36	40	39	+14	+2	-0	45
Health Science/ Diagnostics	70	83	92	91	92	+21	+9	+0	98
Pharmacy	16	16	21	18	18	+2	+2	+0	23
Psychologists		1	0	1	1	+1	-0	+0	1
Social Workers		2	2	1	1	+1	-1	+0	1
H&SC, Other	0		1			-0			
<b>Health &amp; Social Care Professionals</b>	<b>112</b>	<b>139</b>	<b>152</b>	<b>150</b>	<b>151</b>	<b>+39</b>	<b>+12</b>	<b>+1</b>	<b>168</b>
Management (VIII & above)	5	5	5	3	3	-2	-2	-0	3
Administrative/ Supervisory (V to VII)	22	45	39	39	39	+16	-6	+0	39
Clerical (III & IV)	101	100	124	123	121	+20	+21	-2	131
<b>Management &amp; Administrative</b>	<b>128</b>	<b>150</b>	<b>169</b>	<b>165</b>	<b>163</b>	<b>+34</b>	<b>+13</b>	<b>-2</b>	<b>173</b>
Support	26	30	38	34	32	+6	+1	-2	35
Maintenance/ Technical	13	15	13	13	13	-0	-2	+0	13
<b>General Support</b>	<b>39</b>	<b>45</b>	<b>51</b>	<b>47</b>	<b>45</b>	<b>+6</b>	<b>-1</b>	<b>-2</b>	<b>48</b>
Health Care Assistants	159	189	202	198	199	+40	+10	+1	221
Care, other	1	1	1	1	1	+0	+0	+0	1
<b>Patient &amp; Client Care</b>	<b>160</b>	<b>190</b>	<b>203</b>	<b>199</b>	<b>200</b>	<b>+40</b>	<b>+10</b>	<b>+1</b>	<b>222</b>



MRH Portlaoise SEP 2024	WTE DEC 2019	WTE DEC 2022	WTE DEC 2023	WTE AUG 2024	WTE SEP 2024	WTE change since DEC 2019	WTE change since DEC 2022	WTE change since AUG 2024	No. SEP 2024
<b>Total MRH Portlaoise</b>	<b>750</b>	<b>847</b>	<b>907</b>	<b>923</b>	<b>918</b>	<b>+169</b>	<b>+72</b>	<b>-5</b>	<b>1,001</b>
Consultants	23	23	25	31	31	+9	+8	+0	32
Registrars	35	38	48	47	47	+12	+9	+0	48
SHO/ Interns	38	43	49	52	55	+17	+12	+3	55
<b>Medical &amp; Dental</b>	<b>96</b>	<b>105</b>	<b>121</b>	<b>130</b>	<b>133</b>	<b>+38</b>	<b>+28</b>	<b>+3</b>	<b>135</b>
Nurse/ Midwife Manager	61	76	81	79	77	+16	+1	-2	84
Nurse/ Midwife Specialist & AN/MP	16	28	28	32	32	+16	+4	+0	35
Staff Nurse/ Staff Midwife	202	256	251	260	257	+54	+1	-3	289
Nursing/ Midwifery Student	9		1	4	4	-5	+4	-1	5
Nursing/ Midwifery other	2	3	2	2	2	-0	-0	-0	3
<b>Nursing &amp; Midwifery</b>	<b>291</b>	<b>362</b>	<b>364</b>	<b>378</b>	<b>372</b>	<b>+81</b>	<b>+10</b>	<b>-6</b>	<b>416</b>
Therapy Professions	14	17	20	22	22	+8	+5	+0	24
Health Science/ Diagnostics	38	46	50	50	50	+13	+4	-0	56
Pharmacy	13	13	15	14	14	+1	+0	-0	16
Social Workers		1		1	1	+1	+0	+0	1
<b>Health &amp; Social Care Professionals</b>	<b>65</b>	<b>77</b>	<b>85</b>	<b>87</b>	<b>87</b>	<b>+22</b>	<b>+10</b>	<b>-0</b>	<b>97</b>
Management (VIII & above)	3	5	5	5	5	+2	+0	+0	5
Administrative/ Supervisory (V to VII)	13	22	21	21	20	+7	-1	-0	21
Clerical (III & IV)	81	72	99	97	95	+14	+23	-2	104
<b>Management &amp; Administrative</b>	<b>97</b>	<b>98</b>	<b>125</b>	<b>122</b>	<b>120</b>	<b>+23</b>	<b>+22</b>	<b>-2</b>	<b>130</b>
Support	17	21	24	24	23	+7	+2	-1	26
Maintenance/ Technical	8	8	8	8	8	+0	-0	+0	8
<b>General Support</b>	<b>25</b>	<b>30</b>	<b>32</b>	<b>32</b>	<b>31</b>	<b>+7</b>	<b>+2</b>	<b>-1</b>	<b>34</b>
Health Care Assistants	175	173	179	172	173	-2	-0	+1	188
Care, other	1	1	1	1	1	+0	+0	+0	1
<b>Patient &amp; Client Care</b>	<b>176</b>	<b>174</b>	<b>180</b>	<b>173</b>	<b>174</b>	<b>-2</b>	<b>-0</b>	<b>+1</b>	<b>189</b>



MRH Tullamore SEP 2024	WTE DEC 2019	WTE DEC 2022	WTE DEC 2023	WTE AUG 2024	WTE SEP 2024	WTE change since DEC 2019	WTE change since DEC 2022	WTE change since AUG 2024	No. SEP 2024
<b>Total MRH Tullamore</b>	<b>1,101</b>	<b>1,247</b>	<b>1,373</b>	<b>1,390</b>	<b>1,390</b>	<b>+289</b>	<b>+143</b>	<b>-0</b>	<b>1,525</b>
Consultants	47	54	62	71	71	+24	+17	-0	76
Registrars	41	56	65	65	64	+23	+8	-1	65
SHO/ Interns	46	55	59	57	62	+16	+7	+5	62
Medical/ Dental, other	2	2	2	2	2	-0	+0	+0	2
<b>Medical &amp; Dental</b>	<b>136</b>	<b>166</b>	<b>187</b>	<b>195</b>	<b>198</b>	<b>+62</b>	<b>+32</b>	<b>+4</b>	<b>205</b>
Nurse/ Midwife Manager	86	96	109	108	106	+20	+10	-2	116
Nurse/ Midwife Specialist & AN/MP	23	30	35	37	37	+14	+7	+0	40
Staff Nurse/ Staff Midwife	294	327	370	398	394	+100	+66	-4	445
Nursing/ Midwifery Student	6	28	8	9	11	+5	-17	+2	20
Nursing/ Midwifery other	1		2	1	1	-0	+1	+0	1
<b>Nursing &amp; Midwifery</b>	<b>410</b>	<b>482</b>	<b>523</b>	<b>553</b>	<b>549</b>	<b>+139</b>	<b>+66</b>	<b>-4</b>	<b>622</b>
Therapy Professions	32	42	46	47	48	+16	+6	+1	53
Health Science/ Diagnostics	83	93	101	99	102	+19	+9	+3	111
Pharmacy	24	31	36	38	35	+11	+4	-2	42
Social Workers		1	1	3	3	+3	+2	+0	3
H&SC, Other	1	1	0	1	1	+0	+0	+0	1
<b>Health &amp; Social Care Professionals</b>	<b>141</b>	<b>168</b>	<b>184</b>	<b>188</b>	<b>190</b>	<b>+49</b>	<b>+22</b>	<b>+2</b>	<b>210</b>
Management (VIII & above)	5	4	4	5	5	-0	+1	+0	5
Administrative/ Supervisory (V to VII)	24	40	44	42	43	+19	+3	+0	45
Clerical (III & IV)	99	84	110	99	101	+1	+17	+2	108
<b>Management &amp; Administrative</b>	<b>128</b>	<b>128</b>	<b>157</b>	<b>146</b>	<b>148</b>	<b>+21</b>	<b>+21</b>	<b>+2</b>	<b>158</b>
Support	28	30	34	29	28	-0	-3	-1	30
Maintenance/ Technical	27	27	28	28	28	+1	+1	-0	29
<b>General Support</b>	<b>55</b>	<b>58</b>	<b>63</b>	<b>57</b>	<b>56</b>	<b>+1</b>	<b>-2</b>	<b>-1</b>	<b>59</b>
Health Care Assistants	230	243	257	250	247	+17	+4	-3	269
Care, other	1	1	1	1	1	+0	+0	+0	2
<b>Patient &amp; Client Care</b>	<b>232</b>	<b>244</b>	<b>259</b>	<b>251</b>	<b>248</b>	<b>+17</b>	<b>+4</b>	<b>-3</b>	<b>271</b>



Mallow General SEP 2024	WTE DEC 2019	WTE DEC 2022	WTE DEC 2023	WTE AUG 2024	WTE SEP 2024	WTE change since DEC 2019	WTE change since DEC 2022	WTE change since AUG 2024	No. SEP 2024
<b>Total Mallow General</b>	<b>252</b>	<b>273</b>	<b>329</b>	<b>353</b>	<b>353</b>	<b>+101</b>	<b>+80</b>	<b>+1</b>	<b>397</b>
Consultants	11	8	9	9	9	-2	+1	+0	11
Registrars	6	8	7	10	10	+4	+2	+0	10
SHO/ Interns	10	16	16	16	15	+5	-1	-0	16
<b>Medical &amp; Dental</b>	<b>27</b>	<b>32</b>	<b>31</b>	<b>34</b>	<b>35</b>	<b>+7</b>	<b>+2</b>	<b>+0</b>	<b>37</b>
Nurse/ Midwife Manager	22	27	27	28	28	+7	+1	-0	30
Nurse/ Midwife Specialist & AN/MP	1	5	6	5	5	+4	-1	-0	5
Staff Nurse/ Staff Midwife	85	80	108	111	112	+27	+32	+1	132
Nursing/ Midwifery Student					1	+1	+1	+1	1
<b>Nursing &amp; Midwifery</b>	<b>107</b>	<b>113</b>	<b>141</b>	<b>144</b>	<b>146</b>	<b>+39</b>	<b>+33</b>	<b>+1</b>	<b>168</b>
Therapy Professions	5	5	4	6	6	+1	+1	+0	8
Health Science/ Diagnostics	14	14	16	15	15	+1	+1	-0	16
Pharmacy	3	3	5	4	3	+0	-0	-0	5
<b>Health &amp; Social Care Professionals</b>	<b>22</b>	<b>22</b>	<b>25</b>	<b>24</b>	<b>24</b>	<b>+2</b>	<b>+2</b>	<b>-0</b>	<b>29</b>
Management (VIII & above)		1	1	1	1	+1	+0	+0	1
Administrative/ Supervisory (V to VII)	5	7	7	8	8	+3	+0	+0	10
Clerical (III & IV)	34	35	35	36	36	+2	+1	-0	39
<b>Management &amp; Administrative</b>	<b>39</b>	<b>43</b>	<b>43</b>	<b>45</b>	<b>44</b>	<b>+5</b>	<b>+2</b>	<b>-0</b>	<b>50</b>
Support	12	22	37	48	48	+36	+26	+0	50
<b>General Support</b>	<b>12</b>	<b>22</b>	<b>37</b>	<b>48</b>	<b>48</b>	<b>+36</b>	<b>+26</b>	<b>+0</b>	<b>50</b>
Health Care Assistants	44	40	48	54	54	+10	+14	-0	59
Care, other	0	2	3	3	3	+3	+1	+0	4
<b>Patient &amp; Client Care</b>	<b>44</b>	<b>42</b>	<b>51</b>	<b>57</b>	<b>57</b>	<b>+12</b>	<b>+15</b>	<b>-0</b>	<b>63</b>



Mater Misericordiae University SEP 2024	WTE DEC 2019	WTE DEC 2022	WTE DEC 2023	WTE AUG 2024	WTE SEP 2024	WTE change since DEC 2019	WTE change since DEC 2022	WTE change since AUG 2024	No. SEP 2024
<b>Total Mater Misericordiae University</b>	<b>3,159</b>	<b>3,828</b>	<b>4,221</b>	<b>4,369</b>	<b>4,350</b>	<b>+1,192</b>	<b>+523</b>	<b>-19</b>	<b>4,754</b>
Consultants	172	215	246	264	269	+98	+54	+5	316
Registrars	166	216	237	259	245	+78	+28	-14	248
SHO/ Interns	158	184	182	190	183	+25	-1	-7	184
Medical/ Dental, other	5	5	6	6	6	+1	+1	+0	9
<b>Medical &amp; Dental</b>	<b>501</b>	<b>621</b>	<b>670</b>	<b>719</b>	<b>703</b>	<b>+202</b>	<b>+82</b>	<b>-16</b>	<b>757</b>
Nurse/ Midwife Manager	207	265	287	316	304	+97	+39	-12	328
Nurse/ Midwife Specialist & AN/MP	87	133	155	160	161	+73	+27	+0	172
Staff Nurse/ Staff Midwife	907	993	1,220	1,201	1,200	+293	+207	-1	1,270
Nursing/ Midwifery Student	12	62	8	38	47	+35	-16	+9	93
Nursing/ Midwifery other	44	36	33	31	33	-12	-3	+1	37
<b>Nursing &amp; Midwifery</b>	<b>1,258</b>	<b>1,489</b>	<b>1,703</b>	<b>1,747</b>	<b>1,744</b>	<b>+486</b>	<b>+255</b>	<b>-3</b>	<b>1,900</b>
Therapy Professions	113	145	159	162	162	+49	+17	-0	171
Health Science/ Diagnostics	224	261	271	269	274	+49	+13	+5	288
Pharmacy	50	57	60	65	66	+16	+9	+1	67
Psychologists	7	10	13	13	14	+7	+4	+1	16
Social Workers	27	35	37	39	40	+13	+5	+1	41
H&SC, Other	22	22	29	24	24	+2	+2	-0	28
<b>Health &amp; Social Care Professionals</b>	<b>443</b>	<b>531</b>	<b>569</b>	<b>572</b>	<b>580</b>	<b>+137</b>	<b>+49</b>	<b>+8</b>	<b>611</b>
Management (VIII & above)	32	54	56	56	57	+25	+3	+1	58
Administrative/ Supervisory (V to VII)	158	187	219	220	219	+61	+32	-1	231
Clerical (III & IV)	260	333	360	382	383	+123	+50	+1	432
<b>Management &amp; Administrative</b>	<b>450</b>	<b>574</b>	<b>636</b>	<b>659</b>	<b>659</b>	<b>+210</b>	<b>+85</b>	<b>+1</b>	<b>721</b>
Support	251	286	303	310	298	+47	+12	-12	343
Maintenance/ Technical	24	24	23	26	27	+3	+3	+1	27
<b>General Support</b>	<b>275</b>	<b>310</b>	<b>326</b>	<b>336</b>	<b>325</b>	<b>+50</b>	<b>+15</b>	<b>-11</b>	<b>370</b>
Health Care Assistants	225	290	303	322	326	+101	+36	+4	380
Care, other	7	14	15	13	13	+6	-1	+0	15
<b>Patient &amp; Client Care</b>	<b>232</b>	<b>304</b>	<b>317</b>	<b>336</b>	<b>339</b>	<b>+107</b>	<b>+36</b>	<b>+4</b>	<b>395</b>



Mayo University SEP 2024	WTE DEC 2019	WTE DEC 2022	WTE DEC 2023	WTE AUG 2024	WTE SEP 2024	WTE change since DEC 2019	WTE change since DEC 2022	WTE change since AUG 2024	No. SEP 2024
<b>Total Mayo University</b>	<b>1,150</b>	<b>1,435</b>	<b>1,516</b>	<b>1,481</b>	<b>1,486</b>	<b>+337</b>	<b>+52</b>	<b>+5</b>	<b>1,657</b>
Consultants	49	54	59	67	64	+15	+10	-3	68
Registrars	56	67	66	59	65	+9	-2	+6	68
SHO/ Interns	74	98	103	91	100	+25	+2	+9	101
Medical/ Dental, other	0	1		0	0	-0	-1	-0	1
<b>Medical &amp; Dental</b>	<b>179</b>	<b>220</b>	<b>229</b>	<b>217</b>	<b>229</b>	<b>+50</b>	<b>+9</b>	<b>+12</b>	<b>238</b>
Nurse/ Midwife Manager	74	96	110	107	106	+32	+11	-1	111
Nurse/ Midwife Specialist & AN/MP	22	31	42	43	43	+21	+12	-0	46
Staff Nurse/ Staff Midwife	391	458	460	460	460	+69	+2	+0	529
Nursing/ Midwifery Student	0	10	19	19	15	+15	+5	-3	29
Nursing/ Midwifery other	2	5	7	6	6	+4	+1	-1	7
<b>Nursing &amp; Midwifery</b>	<b>489</b>	<b>600</b>	<b>637</b>	<b>634</b>	<b>630</b>	<b>+141</b>	<b>+30</b>	<b>-4</b>	<b>722</b>
Therapy Professions	37	45	50	51	50	+13	+5	-1	55
Health Science/ Diagnostics	75	101	95	94	94	+19	-7	-0	107
Pharmacy	18	26	28	28	28	+9	+2	-0	33
Social Workers	3	4	7	7	7	+4	+3	-0	9
H&SC, Other	2	2	2	1	1	-1	-1	+0	2
<b>Health &amp; Social Care Professionals</b>	<b>136</b>	<b>178</b>	<b>181</b>	<b>181</b>	<b>180</b>	<b>+44</b>	<b>+2</b>	<b>-2</b>	<b>206</b>
Management (VIII & above)	2	6	5	5	5	+3	-1	+0	5
Administrative/ Supervisory (V to VII)	21	41	52	50	49	+29	+8	-1	52
Clerical (III & IV)	131	170	170	156	156	+25	-13	+1	178
<b>Management &amp; Administrative</b>	<b>154</b>	<b>216</b>	<b>227</b>	<b>211</b>	<b>210</b>	<b>+57</b>	<b>-6</b>	<b>-1</b>	<b>235</b>
Support	38	41	47	46	48	+10	+7	+2	51
Maintenance/ Technical	19	19	19	15	14	-5	-5	-1	15
<b>General Support</b>	<b>57</b>	<b>59</b>	<b>66</b>	<b>61</b>	<b>62</b>	<b>+5</b>	<b>+2</b>	<b>+0</b>	<b>66</b>
Health Care Assistants	134	151	164	161	161	+26	+10	-1	174
Care, other	1	11	14	15	15	+14	+4	-0	16
<b>Patient &amp; Client Care</b>	<b>135</b>	<b>162</b>	<b>177</b>	<b>177</b>	<b>176</b>	<b>+41</b>	<b>+14</b>	<b>-1</b>	<b>190</b>



Mercy University SEP 2024	WTE DEC 2019	WTE DEC 2022	WTE DEC 2023	WTE AUG 2024	WTE SEP 2024	WTE change since DEC 2019	WTE change since DEC 2022	WTE change since AUG 2024	No. SEP 2024
<b>Total Mercy University</b>	<b>1,173</b>	<b>1,435</b>	<b>1,532</b>	<b>1,499</b>	<b>1,504</b>	<b>+331</b>	<b>+69</b>	<b>+4</b>	<b>1,683</b>
Consultants	45	54	56	57	56	+10	+2	-2	59
Registrars	53	57	73	70	70	+17	+13	-0	71
SHO/ Interns	71	89	84	79	79	+8	-10	-0	79
<b>Medical &amp; Dental</b>	<b>170</b>	<b>200</b>	<b>213</b>	<b>207</b>	<b>205</b>	<b>+35</b>	<b>+5</b>	<b>-2</b>	<b>209</b>
Nurse/ Midwife Manager	129	141	143	136	136	+7	-5	-0	156
Nurse/ Midwife Specialist & AN/MP	10	21	32	32	37	+27	+15	+5	39
Staff Nurse/ Staff Midwife	282	368	399	388	388	+106	+19	+0	427
Nursing/ Midwifery Student	2	2	3	10	9	+7	+7	-1	19
Nursing/ Midwifery other	3	4	4	4	4	+1	+1	+0	5
<b>Nursing &amp; Midwifery</b>	<b>425</b>	<b>537</b>	<b>581</b>	<b>570</b>	<b>574</b>	<b>+149</b>	<b>+37</b>	<b>+4</b>	<b>646</b>
Therapy Professions	33	46	52	50	51	+18	+5	+1	56
Health Science/ Diagnostics	87	108	102	108	111	+25	+3	+3	134
Pharmacy	22	27	30	28	29	+7	+3	+1	35
Psychologists	1	2	2	2	2	+1	+0	+0	2
Social Workers	8	8	10	11	11	+2	+3	+0	11
H&SC, Other	4	3	2			-4	-3		
<b>Health &amp; Social Care Professionals</b>	<b>155</b>	<b>194</b>	<b>198</b>	<b>198</b>	<b>204</b>	<b>+49</b>	<b>+10</b>	<b>+6</b>	<b>238</b>
Management (VIII & above)	8	12	15	17	17	+9	+5	+0	17
Administrative/ Supervisory (V to VII)	40	60	66	64	64	+24	+5	-0	70
Clerical (III & IV)	167	185	192	185	181	+14	-4	-4	211
<b>Management &amp; Administrative</b>	<b>215</b>	<b>256</b>	<b>273</b>	<b>266</b>	<b>262</b>	<b>+47</b>	<b>+6</b>	<b>-4</b>	<b>298</b>
Support	61	81	80	71	72	+11	-9	+1	86
Maintenance/ Technical	6	7	8	10	11	+5	+4	+1	11
<b>General Support</b>	<b>67</b>	<b>88</b>	<b>88</b>	<b>81</b>	<b>83</b>	<b>+17</b>	<b>-5</b>	<b>+2</b>	<b>97</b>
Health Care Assistants	138	157	164	162	161	+23	+4	-1	179
Care, other	3	3	15	15	14	+12	+11	-1	16
<b>Patient &amp; Client Care</b>	<b>141</b>	<b>160</b>	<b>179</b>	<b>177</b>	<b>175</b>	<b>+35</b>	<b>+15</b>	<b>-2</b>	<b>195</b>



Monaghan SEP 2024	WTE DEC 2019	WTE DEC 2022	WTE DEC 2023	WTE AUG 2024	WTE SEP 2024	WTE change since DEC 2019	WTE change since DEC 2022	WTE change since AUG 2024	No. SEP 2024
<b>Total Monaghan</b>	<b>101</b>	<b>157</b>	<b>174</b>	<b>179</b>	<b>179</b>	<b>+77</b>	<b>+21</b>	<b>-0</b>	<b>210</b>
Nurse/ Midwife Manager	5	16	17	19	19	+14	+4	+0	21
Nurse/ Midwife Specialist & AN/MP	2	1	2	1	1	-0	-0	+0	2
Staff Nurse/ Staff Midwife	25	46	55	56	54	+30	+9	-1	68
<b>Nursing &amp; Midwifery</b>	<b>31</b>	<b>62</b>	<b>74</b>	<b>76</b>	<b>75</b>	<b>+44</b>	<b>+12</b>	<b>-1</b>	<b>91</b>
Therapy Professions	11	13	15	18	18	+7	+5	+0	21
Health Science/ Diagnostics	8	14	13	13	13	+6	-0	+0	16
Pharmacy	1	2	1	1	1	+0	-1	+0	2
<b>Health &amp; Social Care Professionals</b>	<b>20</b>	<b>29</b>	<b>29</b>	<b>32</b>	<b>32</b>	<b>+13</b>	<b>+3</b>	<b>+1</b>	<b>39</b>
Administrative/ Supervisory (V to VII)	1		1	1	1	+0	+1	+0	1
Clerical (III & IV)	16	18	20	20	20	+4	+2	-0	22
<b>Management &amp; Administrative</b>	<b>17</b>	<b>18</b>	<b>21</b>	<b>21</b>	<b>21</b>	<b>+4</b>	<b>+3</b>	<b>-0</b>	<b>23</b>
Support	7	3	3	3	3	-4	-0	+0	3
Maintenance/ Technical	2	2	1	1	1	-1	-1	+0	1
<b>General Support</b>	<b>9</b>	<b>5</b>	<b>4</b>	<b>4</b>	<b>4</b>	<b>-5</b>	<b>-1</b>	<b>+0</b>	<b>4</b>
Health Care Assistants	24	42	45	45	46	+21	+3	+0	52
Care, other	1	1	1	1	1	+0	+0	+0	1
<b>Patient &amp; Client Care</b>	<b>25</b>	<b>43</b>	<b>46</b>	<b>46</b>	<b>47</b>	<b>+21</b>	<b>+3</b>	<b>+0</b>	<b>53</b>





Naas General SEP 2024	WTE DEC 2019	WTE DEC 2022	WTE DEC 2023	WTE AUG 2024	WTE SEP 2024	WTE change since DEC 2019	WTE change since DEC 2022	WTE change since AUG 2024	No. SEP 2024
<b>Total Naas General</b>	<b>759</b>	<b>931</b>	<b>996</b>	<b>1,027</b>	<b>1,032</b>	<b>+273</b>	<b>+101</b>	<b>+5</b>	<b>1,121</b>
Consultants	26	25	27	27	28	+2	+3	+1	29
Registrars	26	31	31	40	41	+15	+10	+1	41
SHO/ Interns	39	40	41	41	46	+8	+6	+5	47
<b>Medical &amp; Dental</b>	<b>90</b>	<b>97</b>	<b>99</b>	<b>108</b>	<b>115</b>	<b>+25</b>	<b>+18</b>	<b>+7</b>	<b>117</b>
Nurse/ Midwife Manager	65	82	80	77	76	+11	-5	-0	84
Nurse/ Midwife Specialist & AN/MP	19	25	33	35	36	+17	+11	+1	40
Staff Nurse/ Staff Midwife	201	248	257	282	283	+82	+36	+1	306
Nursing/ Midwifery other	1	4	2	3	3	+3	-0	+0	4
<b>Nursing &amp; Midwifery</b>	<b>286</b>	<b>358</b>	<b>372</b>	<b>396</b>	<b>399</b>	<b>+113</b>	<b>+41</b>	<b>+2</b>	<b>434</b>
Therapy Professions	38	42	47	43	45	+7	+3	+1	48
Health Science/ Diagnostics	65	73	82	81	80	+15	+7	-1	89
Pharmacy	12	17	14	16	16	+4	-1	-0	19
Social Workers	2	2	5	7	8	+6	+6	+0	8
H&SC, Other				2	2	+2	+2	+0	2
<b>Health &amp; Social Care Professionals</b>	<b>117</b>	<b>133</b>	<b>148</b>	<b>150</b>	<b>150</b>	<b>+33</b>	<b>+17</b>	<b>+0</b>	<b>166</b>
Management (VIII & above)	5	6	5	6	5	+0	-1	-1	5
Administrative/ Supervisory (V to VII)	12	34	39	36	37	+25	+4	+1	42
Clerical (III & IV)	71	69	89	86	83	+12	+14	-3	93
<b>Management &amp; Administrative</b>	<b>88</b>	<b>109</b>	<b>134</b>	<b>128</b>	<b>125</b>	<b>+37</b>	<b>+16</b>	<b>-3</b>	<b>140</b>
Support	28	34	36	35	36	+8	+2	+0	40
Maintenance/ Technical	2	7	8	8	8	+6	+1	+0	8
<b>General Support</b>	<b>30</b>	<b>41</b>	<b>44</b>	<b>43</b>	<b>44</b>	<b>+14</b>	<b>+3</b>	<b>+0</b>	<b>48</b>
Health Care Assistants	146	192	199	200	198	+52	+6	-2	215
Care, other	1	1	1	1	1	+0	+0	+0	1
<b>Patient &amp; Client Care</b>	<b>147</b>	<b>193</b>	<b>200</b>	<b>201</b>	<b>199</b>	<b>+52</b>	<b>+6</b>	<b>-2</b>	<b>216</b>



National Maternity SEP 2024	WTE DEC 2019	WTE DEC 2022	WTE DEC 2023	WTE AUG 2024	WTE SEP 2024	WTE change since DEC 2019	WTE change since DEC 2022	WTE change since AUG 2024	No. SEP 2024
<b>Total National Maternity</b>	<b>880</b>	<b>955</b>	<b>983</b>	<b>1,018</b>	<b>1,012</b>	<b>+132</b>	<b>+57</b>	<b>-6</b>	<b>1,113</b>
Consultants	34	41	45	42	43	+9	+2	+1	47
Registrars	36	46	50	50	50	+14	+4	+0	50
SHO/ Interns	21	25	24	23	23	+2	-2	+0	23
Medical/ Dental, other	1	2	2	2	2	+1	+0	+0	3
<b>Medical &amp; Dental</b>	<b>92</b>	<b>114</b>	<b>121</b>	<b>117</b>	<b>118</b>	<b>+26</b>	<b>+4</b>	<b>+1</b>	<b>123</b>
Nurse/ Midwife Manager	120	149	152	155	157	+37	+8	+2	175
Nurse/ Midwife Specialist & AN/MP	15	18	18	18	17	+3	-1	-0	22
Staff Nurse/ Staff Midwife	246	230	233	246	249	+4	+19	+3	264
Nursing/ Midwifery Student	22	16	15	26	19	-3	+3	-7	29
Nursing/ Midwifery other	4	4	5	5	5	+1	+1	+0	5
<b>Nursing &amp; Midwifery</b>	<b>406</b>	<b>416</b>	<b>422</b>	<b>449</b>	<b>447</b>	<b>+41</b>	<b>+30</b>	<b>-2</b>	<b>495</b>
Therapy Professions	11	14	20	20	22	+10	+7	+2	28
Health Science/ Diagnostics	41	40	40	48	48	+6	+7	+0	54
Pharmacy	7	7	7	7	7	+0	+0	+0	8
Psychologists	2	2	3	3	3	+1	+1	+1	5
Social Workers	7	9	13	12	12	+4	+3	-0	12
H&SC, Other		2	1	1	1	+1	-1	+0	1
<b>Health &amp; Social Care Professionals</b>	<b>69</b>	<b>75</b>	<b>84</b>	<b>91</b>	<b>93</b>	<b>+23</b>	<b>+17</b>	<b>+2</b>	<b>108</b>
Management (VIII & above)	6	5	7	7	7	+1	+2	+0	7
Administrative/ Supervisory (V to VII)	51	63	62	62	62	+11	-0	+0	69
Clerical (III & IV)	80	79	87	89	86	+6	+7	-3	100
<b>Management &amp; Administrative</b>	<b>137</b>	<b>146</b>	<b>156</b>	<b>158</b>	<b>155</b>	<b>+18</b>	<b>+9</b>	<b>-3</b>	<b>176</b>
Support	130	143	141	142	138	+9	-4	-4	148
Maintenance/ Technical	11	9	8	7	8	-3	-1	+1	8
<b>General Support</b>	<b>141</b>	<b>152</b>	<b>149</b>	<b>149</b>	<b>146</b>	<b>+6</b>	<b>-5</b>	<b>-3</b>	<b>156</b>
Health Care Assistants	35	51	52	54	53	+18	+2	-1	55
<b>Patient &amp; Client Care</b>	<b>35</b>	<b>51</b>	<b>52</b>	<b>54</b>	<b>53</b>	<b>+18</b>	<b>+2</b>	<b>-1</b>	<b>55</b>



National Rehabilitation SEP 2024	WTE DEC 2019	WTE DEC 2022	WTE DEC 2023	WTE AUG 2024	WTE SEP 2024	WTE change since DEC 2019	WTE change since DEC 2022	WTE change since AUG 2024	No. SEP 2024
<b>Total National Rehabilitation</b>	<b>457</b>	<b>632</b>	<b>695</b>	<b>723</b>	<b>724</b>	<b>+267</b>	<b>+93</b>	<b>+2</b>	<b>818</b>
Consultants	12	13	14	13	13	+1	+0	+0	15
Registrars	4	8	10	8	8	+4	+0	+0	8
SHO/ Interns	6	10	8	10	11	+5	+1	+1	11
<b>Medical &amp; Dental</b>	<b>22</b>	<b>31</b>	<b>32</b>	<b>31</b>	<b>32</b>	<b>+10</b>	<b>+1</b>	<b>+1</b>	<b>34</b>
Nurse/ Midwife Manager	33	48	45	46	45	+12	-3	-1	48
Nurse/ Midwife Specialist & AN/MP	3	1	5	7	6	+3	+5	-1	6
Staff Nurse/ Staff Midwife	91	129	140	150	152	+61	+24	+2	157
Nursing/ Midwifery other	1					-1			
<b>Nursing &amp; Midwifery</b>	<b>127</b>	<b>177</b>	<b>190</b>	<b>203</b>	<b>203</b>	<b>+75</b>	<b>+26</b>	<b>-0</b>	<b>211</b>
Therapy Professions	92	121	125	136	137	+45	+16	+2	159
Health Science/ Diagnostics	4	7	7	8	8	+4	+2	+0	10
Social Care	1	1	1	1	1	-1	-1	+0	1
Pharmacy	6	10	12	14	14	+7	+4	-0	15
Psychologists	11	17	19	17	17	+7	+0	+0	20
Social Workers	12	19	22	22	21	+9	+2	-1	24
H&SC, Other	1	1	1	2	1	+0	+0	-1	1
<b>Health &amp; Social Care Professionals</b>	<b>127</b>	<b>175</b>	<b>186</b>	<b>199</b>	<b>199</b>	<b>+72</b>	<b>+24</b>	<b>-0</b>	<b>230</b>
Management (VIII & above)	3	7	8	7	7	+4	+0	+0	7
Administrative/ Supervisory (V to VII)	28	39	48	54	53	+25	+14	-1	56
Clerical (III & IV)	38	41	48	53	55	+16	+14	+2	63
<b>Management &amp; Administrative</b>	<b>69</b>	<b>87</b>	<b>104</b>	<b>114</b>	<b>115</b>	<b>+45</b>	<b>+27</b>	<b>+1</b>	<b>126</b>
Support	29	47	47	44	44	+15	-3	+0	73
Maintenance/ Technical	8	12	15	15	15	+7	+3	+0	15
<b>General Support</b>	<b>37</b>	<b>59</b>	<b>62</b>	<b>59</b>	<b>59</b>	<b>+22</b>	<b>+0</b>	<b>+0</b>	<b>88</b>
Health Care Assistants	71	99	115	114	113	+43	+14	-0	125
Care, other	3	3	5	3	3	+0	+0	+0	4
<b>Patient &amp; Client Care</b>	<b>74</b>	<b>102</b>	<b>120</b>	<b>117</b>	<b>117</b>	<b>+43</b>	<b>+14</b>	<b>-0</b>	<b>129</b>



Nenagh SEP 2024	WTE DEC 2019	WTE DEC 2022	WTE DEC 2023	WTE AUG 2024	WTE SEP 2024	WTE change since DEC 2019	WTE change since DEC 2022	WTE change since AUG 2024	No. SEP 2024
<b>Total Nenagh</b>	<b>250</b>	<b>294</b>	<b>340</b>	<b>343</b>	<b>342</b>	<b>+92</b>	<b>+48</b>	<b>-1</b>	<b>378</b>
Consultants	4	9	8	9	9	+5	+0	+0	9
Registrars	4	3	6	6	6	+2	+3	+0	6
SHO/ Interns	8	6	11	12	12	+4	+6	+0	12
<b>Medical &amp; Dental</b>	<b>16</b>	<b>18</b>	<b>25</b>	<b>27</b>	<b>27</b>	<b>+11</b>	<b>+9</b>	<b>+1</b>	<b>27</b>
Nurse/ Midwife Manager	28	33	36	37	38	+10	+5	+0	39
Nurse/ Midwife Specialist & AN/MP	4	12	16	15	16	+12	+3	+0	17
Staff Nurse/ Staff Midwife	81	89	101	102	100	+19	+10	-2	117
<b>Nursing &amp; Midwifery</b>	<b>113</b>	<b>135</b>	<b>153</b>	<b>154</b>	<b>153</b>	<b>+40</b>	<b>+18</b>	<b>-1</b>	<b>173</b>
Therapy Professions	8	9	11	11	12	+4	+3	+1	15
Health Science/ Diagnostics	6	9	11	12	11	+4	+2	-1	13
Pharmacy	2	2	2	2	2	+1	-0	-0	3
<b>Health &amp; Social Care Professionals</b>	<b>16</b>	<b>20</b>	<b>25</b>	<b>25</b>	<b>25</b>	<b>+9</b>	<b>+5</b>	<b>-0</b>	<b>31</b>
Administrative/ Supervisory (V to VII)	3	6	7	6	6	+3	+0	+0	6
Clerical (III & IV)	32	37	38	36	36	+4	-1	+0	40
<b>Management &amp; Administrative</b>	<b>35</b>	<b>43</b>	<b>45</b>	<b>42</b>	<b>42</b>	<b>+7</b>	<b>-1</b>	<b>+0</b>	<b>46</b>
Support	9	24	32	36	37	+28	+13	+0	39
Maintenance/ Technical	3	4	4	4	4	+1	+0	+0	4
<b>General Support</b>	<b>12</b>	<b>28</b>	<b>36</b>	<b>40</b>	<b>41</b>	<b>+29</b>	<b>+13</b>	<b>+0</b>	<b>43</b>
Health Care Assistants	58	50	56	53	53	-5	+2	-1	57
Care, other		1	1	1	1	+1	+0	+0	1
<b>Patient &amp; Client Care</b>	<b>58</b>	<b>51</b>	<b>57</b>	<b>54</b>	<b>54</b>	<b>-4</b>	<b>+2</b>	<b>-1</b>	<b>58</b>



Other Acute SEP 2024	WTE DEC 2019	WTE DEC 2022	WTE DEC 2023	WTE AUG 2024	WTE SEP 2024	WTE change since DEC 2019	WTE change since DEC 2022	WTE change since AUG 2024	No. SEP 2024
<b>Total Other Acute</b>	<b>91</b>	<b>127</b>	<b>148</b>	<b>128</b>	<b>109</b>	<b>+18</b>	<b>-17</b>	<b>-19</b>	<b>114</b>
Consultants			1	0	0	+0	+0	+0	1
<b>Medical &amp; Dental</b>			<b>1</b>	<b>0</b>	<b>0</b>	<b>+0</b>	<b>+0</b>	<b>+0</b>	<b>1</b>
Nurse/ Midwife Manager	14	17	21	18	10	-4	-7	-7	11
<b>Nursing &amp; Midwifery</b>	<b>14</b>	<b>17</b>	<b>21</b>	<b>18</b>	<b>10</b>	<b>-4</b>	<b>-7</b>	<b>-7</b>	<b>11</b>
Health Science/ Diagnostics	3	4	14	13	10	+7	+6	-3	10
Pharmacy	4	8	13	13	11	+7	+3	-2	12
Social Workers	1					-1			
<b>Health &amp; Social Care Professionals</b>	<b>8</b>	<b>12</b>	<b>26</b>	<b>26</b>	<b>21</b>	<b>+13</b>	<b>+9</b>	<b>-5</b>	<b>22</b>
Management (VIII & above)	31	34	37	34	33	+2	-1	-1	33
Administrative/ Supervisory (V to VII)	34	54	57	46	41	+7	-13	-5	43
Clerical (III & IV)	4	9	6	4	4	-0	-5	+0	4
<b>Management &amp; Administrative</b>	<b>69</b>	<b>97</b>	<b>101</b>	<b>84</b>	<b>78</b>	<b>+9</b>	<b>-19</b>	<b>-6</b>	<b>80</b>



Our Lady of Lourdes SEP 2024	WTE DEC 2019	WTE DEC 2022	WTE DEC 2023	WTE AUG 2024	WTE SEP 2024	WTE change since DEC 2019	WTE change since DEC 2022	WTE change since AUG 2024	No. SEP 2024
<b>Total Our Lady of Lourdes</b>	<b>2,149</b>	<b>2,523</b>	<b>2,586</b>	<b>2,633</b>	<b>2,624</b>	<b>+475</b>	<b>+101</b>	<b>-8</b>	<b>2,837</b>
Consultants	101	104	126	135	133	+32	+29	-2	137
Registrars	126	133	135	146	146	+20	+13	+1	149
SHO/ Interns	112	128	149	148	152	+40	+24	+4	154
<b>Medical &amp; Dental</b>	<b>339</b>	<b>365</b>	<b>410</b>	<b>428</b>	<b>431</b>	<b>+92</b>	<b>+66</b>	<b>+3</b>	<b>440</b>
Nurse/ Midwife Manager	161	221	226	218	217	+56	-3	-0	235
Nurse/ Midwife Specialist & AN/MP	49	88	94	95	95	+46	+7	-0	101
Staff Nurse/ Staff Midwife	681	781	776	820	813	+132	+31	-7	878
Nursing/ Midwifery Student	21	13	29	37	36	+15	+23	-1	67
Nursing/ Midwifery other	11	12	13	10	11	+1	-0	+2	14
<b>Nursing &amp; Midwifery</b>	<b>922</b>	<b>1,115</b>	<b>1,138</b>	<b>1,179</b>	<b>1,172</b>	<b>+250</b>	<b>+57</b>	<b>-7</b>	<b>1,295</b>
Therapy Professions	65	95	90	91	90	+25	-5	-1	100
Health Science/ Diagnostics	98	104	104	107	108	+9	+4	+0	117
Pharmacy	23	34	32	31	30	+7	-3	-1	34
Social Workers	12	15	16	18	17	+5	+2	-1	20
H&SC, Other	2	3	2			-2	-3		
<b>Health &amp; Social Care Professionals</b>	<b>200</b>	<b>250</b>	<b>244</b>	<b>247</b>	<b>245</b>	<b>+44</b>	<b>-6</b>	<b>-2</b>	<b>271</b>
Management (VIII & above)	11	13	16	14	14	+3	+1	+0	14
Administrative/ Supervisory (V to VII)	42	65	76	79	78	+36	+14	-1	83
Clerical (III & IV)	227	249	242	229	226	-1	-23	-3	246
<b>Management &amp; Administrative</b>	<b>280</b>	<b>326</b>	<b>334</b>	<b>322</b>	<b>318</b>	<b>+38</b>	<b>-8</b>	<b>-4</b>	<b>343</b>
Support	189	204	208	202	203	+14	-0	+1	212
Maintenance/ Technical	15	19	17	16	17	+2	-2	+0	18
<b>General Support</b>	<b>204</b>	<b>223</b>	<b>225</b>	<b>219</b>	<b>220</b>	<b>+16</b>	<b>-3</b>	<b>+1</b>	<b>230</b>
Health Care Assistants	195	238	232	231	233	+38	-5	+2	249
Care, other	9	5	5	6	5	-4	-0	-1	9
<b>Patient &amp; Client Care</b>	<b>204</b>	<b>243</b>	<b>236</b>	<b>237</b>	<b>238</b>	<b>+34</b>	<b>-5</b>	<b>+1</b>	<b>258</b>



Our Lady's Navan SEP 2024	WTE DEC 2019	WTE DEC 2022	WTE DEC 2023	WTE AUG 2024	WTE SEP 2024	WTE change since DEC 2019	WTE change since DEC 2022	WTE change since AUG 2024	No. SEP 2024
<b>Total Our Lady's Navan</b>	<b>516</b>	<b>639</b>	<b>652</b>	<b>681</b>	<b>680</b>	<b>+164</b>	<b>+40</b>	<b>-1</b>	<b>760</b>
Consultants	13	16	17	16	16	+3	-0	-0	16
Registrars	27	32	36	33	33	+6	+1	+0	33
SHO/ Interns	35	47	47	42	39	+4	-7	-3	41
<b>Medical &amp; Dental</b>	<b>74</b>	<b>95</b>	<b>100</b>	<b>90</b>	<b>88</b>	<b>+14</b>	<b>-7</b>	<b>-2</b>	<b>90</b>
Nurse/ Midwife Manager	44	54	55	60	60	+16	+6	+0	66
Nurse/ Midwife Specialist & AN/MP	11	13	10	11	11	+0	-2	+0	13
Staff Nurse/ Staff Midwife	121	147	155	170	171	+50	+24	+1	194
Nursing/ Midwifery Student	4					-4			
<b>Nursing &amp; Midwifery</b>	<b>180</b>	<b>214</b>	<b>219</b>	<b>241</b>	<b>242</b>	<b>+62</b>	<b>+28</b>	<b>+2</b>	<b>273</b>
Therapy Professions	19	24	29	32	32	+14	+8	-0	36
Health Science/ Diagnostics	37	46	46	46	46	+9	+0	-0	51
Pharmacy	6	8	8	9	9	+3	+1	+0	11
Social Workers		1	1	1	1	+1	+0	+0	1
<b>Health &amp; Social Care Professionals</b>	<b>62</b>	<b>79</b>	<b>84</b>	<b>88</b>	<b>89</b>	<b>+27</b>	<b>+10</b>	<b>+0</b>	<b>99</b>
Management (VIII & above)	2	2	2	2	2	+0	+0	+0	2
Administrative/ Supervisory (V to VII)	12	25	30	31	31	+18	+6	+0	34
Clerical (III & IV)	56	73	61	61	60	+4	-13	-0	69
<b>Management &amp; Administrative</b>	<b>71</b>	<b>100</b>	<b>94</b>	<b>93</b>	<b>93</b>	<b>+22</b>	<b>-7</b>	<b>-0</b>	<b>105</b>
Support	23	32	35	36	36	+13	+5	+1	41
Maintenance/ Technical	5	5	6	6	6	+1	+1	+0	6
<b>General Support</b>	<b>28</b>	<b>37</b>	<b>41</b>	<b>42</b>	<b>42</b>	<b>+14</b>	<b>+6</b>	<b>+1</b>	<b>47</b>
Health Care Assistants	98	113	111	125	124	+26	+10	-1	141
Care, other	2	2	3	2	2	-1	-0	+0	5
<b>Patient &amp; Client Care</b>	<b>100</b>	<b>115</b>	<b>113</b>	<b>127</b>	<b>125</b>	<b>+25</b>	<b>+10</b>	<b>-1</b>	<b>146</b>



Portiuncula University SEP 2024	WTE DEC 2019	WTE DEC 2022	WTE DEC 2023	WTE AUG 2024	WTE SEP 2024	WTE change since DEC 2019	WTE change since DEC 2022	WTE change since AUG 2024	No. SEP 2024
<b>Total Portiuncula University</b>	<b>790</b>	<b>982</b>	<b>1,076</b>	<b>1,070</b>	<b>1,064</b>	<b>+275</b>	<b>+83</b>	<b>-5</b>	<b>1,184</b>
Consultants	38	37	47	46	47	+9	+10	+0	51
Registrars	42	53	56	55	54	+12	+1	-1	56
SHO/ Interns	58	70	76	78	80	+23	+10	+2	81
<b>Medical &amp; Dental</b>	<b>137</b>	<b>160</b>	<b>179</b>	<b>180</b>	<b>181</b>	<b>+44</b>	<b>+21</b>	<b>+1</b>	<b>188</b>
Nurse/ Midwife Manager	66	80	93	95	92	+26	+11	-3	103
Nurse/ Midwife Specialist & AN/MP	19	31	35	33	33	+14	+2	+0	37
Staff Nurse/ Staff Midwife	236	288	311	314	307	+71	+19	-7	356
Nursing/ Midwifery Student		3	2	1	5	+5	+2	+4	5
Nursing/ Midwifery other	1	2	2	2	2	+1	-1	+0	3
<b>Nursing &amp; Midwifery</b>	<b>322</b>	<b>404</b>	<b>443</b>	<b>445</b>	<b>439</b>	<b>+117</b>	<b>+34</b>	<b>-6</b>	<b>504</b>
Therapy Professions	16	23	27	26	26	+11	+3	+0	30
Health Science/ Diagnostics	48	57	63	62	61	+13	+4	-1	68
Pharmacy	12	16	14	16	16	+5	+1	+0	19
Social Workers	4	5	5	5	5	+1	-1	-0	5
H&SC, Other	2	3	4	1	1	-1	-2	+0	1
<b>Health &amp; Social Care Professionals</b>	<b>81</b>	<b>104</b>	<b>113</b>	<b>109</b>	<b>109</b>	<b>+28</b>	<b>+5</b>	<b>-0</b>	<b>123</b>
Management (VIII & above)	6	6	6	6	6	+0	+0	+0	6
Administrative/ Supervisory (V to VII)	21	34	43	47	46	+25	+12	-0	48
Clerical (III & IV)	84	104	104	98	98	+14	-5	+0	107
<b>Management &amp; Administrative</b>	<b>111</b>	<b>144</b>	<b>153</b>	<b>151</b>	<b>151</b>	<b>+39</b>	<b>+7</b>	<b>-0</b>	<b>161</b>
Support	66	77	82	80	79	+13	+2	-0	89
Maintenance/ Technical	11	11	12	12	12	+1	+1	-0	12
<b>General Support</b>	<b>77</b>	<b>88</b>	<b>94</b>	<b>92</b>	<b>91</b>	<b>+14</b>	<b>+3</b>	<b>-1</b>	<b>101</b>
Health Care Assistants	59	82	94	92	93	+34	+11	+1	106
Care, other	2		1	1	1	-1	+1	+0	1
<b>Patient &amp; Client Care</b>	<b>61</b>	<b>82</b>	<b>95</b>	<b>93</b>	<b>94</b>	<b>+33</b>	<b>+11</b>	<b>+1</b>	<b>107</b>





RCSI HQ SEP 2024	WTE DEC 2019	WTE DEC 2022	WTE DEC 2023	WTE AUG 2024	WTE SEP 2024	WTE change since DEC 2019	WTE change since DEC 2022	WTE change since AUG 2024	No. SEP 2024
<b>Total RCSI HQ</b>	<b>30</b>	<b>65</b>	<b>70</b>	<b>69</b>	<b>66</b>	<b>+36</b>	<b>+1</b>	<b>-3</b>	<b>68</b>
Medical/ Dental, other		1	0	1	1	+1	-0	+0	1
<b>Medical &amp; Dental</b>		<b>1</b>	<b>0</b>	<b>1</b>	<b>1</b>	<b>+1</b>	<b>-0</b>	<b>+0</b>	<b>1</b>
Nurse/ Midwife Manager	2	6	8	9	9	+7	+3	-0	9
<b>Nursing &amp; Midwifery</b>	<b>2</b>	<b>6</b>	<b>8</b>	<b>9</b>	<b>9</b>	<b>+7</b>	<b>+3</b>	<b>-0</b>	<b>9</b>
Therapy Professions		1	1	1	1	+1	+0	+0	1
Health Science/ Diagnostics	1	1	1	1	1	+0	+0	+0	1
Social Workers			1	1	1	+1	+1	+0	1
<b>Health &amp; Social Care Professionals</b>	<b>1</b>	<b>2</b>	<b>3</b>	<b>3</b>	<b>3</b>	<b>+2</b>	<b>+1</b>	<b>+0</b>	<b>3</b>
Management (VIII & above)	19	27	26	26	24	+5	-3	-2	24
Administrative/ Supervisory (V to VII)	7	26	30	28	28	+21	+2	-1	29
Clerical (III & IV)	1	2	2	2	2	+1	-0	+0	2
<b>Management &amp; Administrative</b>	<b>27</b>	<b>55</b>	<b>58</b>	<b>56</b>	<b>53</b>	<b>+26</b>	<b>-2</b>	<b>-3</b>	<b>55</b>
Health Care Assistants		1					-1		
<b>Patient &amp; Client Care</b>		<b>1</b>					<b>-1</b>		



Roscommon University SEP 2024	WTE DEC 2019	WTE DEC 2022	WTE DEC 2023	WTE AUG 2024	WTE SEP 2024	WTE change since DEC 2019	WTE change since DEC 2022	WTE change since AUG 2024	No. SEP 2024
<b>Total Roscommon University</b>	<b>333</b>	<b>438</b>	<b>476</b>	<b>457</b>	<b>455</b>	<b>+121</b>	<b>+16</b>	<b>-3</b>	<b>508</b>
Consultants	10	10	11	9	10	-0	-0	+1	10
Registrars	7	10	10	10	10	+3	+0	+0	11
SHO/ Interns	12	12	15	12	12	+0	+0	+0	13
<b>Medical &amp; Dental</b>	<b>29</b>	<b>32</b>	<b>36</b>	<b>30</b>	<b>32</b>	<b>+3</b>	<b>+1</b>	<b>+2</b>	<b>34</b>
Nurse/ Midwife Manager	23	32	38	35	34	+10	+1	-2	37
Nurse/ Midwife Specialist & AN/MP	14	24	27	26	25	+11	+1	-1	26
Staff Nurse/ Staff Midwife	88	132	134	133	131	+43	-0	-2	151
Nursing/ Midwifery Student		1		2	2	+2	+1	+0	3
Nursing/ Midwifery other	1	1	1	1	1	+0	-0	+0	1
<b>Nursing &amp; Midwifery</b>	<b>126</b>	<b>189</b>	<b>200</b>	<b>197</b>	<b>192</b>	<b>+66</b>	<b>+3</b>	<b>-4</b>	<b>218</b>
Therapy Professions	9	11	12	11	10	+1	-1	-0	12
Health Science/ Diagnostics	16	20	19	19	19	+3	-2	-0	22
Pharmacy	1	3	4	3	3	+2	-0	+0	4
Social Workers		1	2	2	2	+2	+2	-0	3
<b>Health &amp; Social Care Professionals</b>	<b>26</b>	<b>35</b>	<b>36</b>	<b>35</b>	<b>34</b>	<b>+8</b>	<b>-1</b>	<b>-1</b>	<b>41</b>
Management (VIII & above)	1	1	3	1	1	+0	+0	+0	1
Administrative/ Supervisory (V to VII)	11	16	18	18	18	+8	+2	-0	19
Clerical (III & IV)	48	54	60	59	59	+11	+5	-0	66
<b>Management &amp; Administrative</b>	<b>59</b>	<b>71</b>	<b>82</b>	<b>79</b>	<b>78</b>	<b>+19</b>	<b>+7</b>	<b>-0</b>	<b>86</b>
Support	62	67	68	65	66	+4	-1	+1	73
Maintenance/ Technical	9	9	10	10	10	+1	+1	+0	10
<b>General Support</b>	<b>71</b>	<b>75</b>	<b>78</b>	<b>75</b>	<b>76</b>	<b>+5</b>	<b>+1</b>	<b>+1</b>	<b>83</b>
Health Care Assistants	22	36	42	41	40	+18	+4	-1	44
Care, other	1	1	2	2	2	+1	+1	+0	2
<b>Patient &amp; Client Care</b>	<b>22</b>	<b>36</b>	<b>44</b>	<b>42</b>	<b>42</b>	<b>+19</b>	<b>+5</b>	<b>-1</b>	<b>46</b>



Rotunda SEP 2024	WTE DEC 2019	WTE DEC 2022	WTE DEC 2023	WTE AUG 2024	WTE SEP 2024	WTE change since DEC 2019	WTE change since DEC 2022	WTE change since AUG 2024	No. SEP 2024
<b>Total Rotunda</b>	<b>892</b>	<b>988</b>	<b>1,003</b>	<b>1,020</b>	<b>1,027</b>	<b>+135</b>	<b>+39</b>	<b>+7</b>	<b>1,187</b>
Consultants	44	53	53	54	56	+13	+4	+2	63
Registrars	49	59	55	58	58	+8	-1	-1	60
SHO/ Interns	20	25	30	32	32	+12	+7	-0	32
<b>Medical &amp; Dental</b>	<b>113</b>	<b>136</b>	<b>138</b>	<b>144</b>	<b>146</b>	<b>+33</b>	<b>+9</b>	<b>+2</b>	<b>155</b>
Nurse/ Midwife Manager	94	123	128	130	129	+35	+6	-1	151
Nurse/ Midwife Specialist & AN/MP	15	21	26	25	27	+12	+6	+1	29
Staff Nurse/ Staff Midwife	257	240	250	248	245	-12	+5	-2	287
Nursing/ Midwifery Student	24	36	20	21	20	-4	-16	-1	34
Nursing/ Midwifery other	2					-2			
<b>Nursing &amp; Midwifery</b>	<b>391</b>	<b>420</b>	<b>424</b>	<b>423</b>	<b>420</b>	<b>+29</b>	<b>+1</b>	<b>-3</b>	<b>501</b>
Therapy Professions	9	17	18	18	18	+9	+2	+0	22
Health Science/ Diagnostics	46	49	48	49	51	+5	+2	+2	57
Pharmacy	10	10	10	12	12	+3	+3	+1	14
Psychologists	1	1	2	2	2	+1	+1	-0	2
Social Workers	8	9	10	10	11	+3	+2	+1	12
<b>Health &amp; Social Care Professionals</b>	<b>74</b>	<b>86</b>	<b>89</b>	<b>91</b>	<b>95</b>	<b>+22</b>	<b>+10</b>	<b>+4</b>	<b>107</b>
Management (VIII & above)	8	10	10	10	11	+3	+1	+1	11
Administrative/ Supervisory (V to VII)	57	64	68	68	71	+14	+7	+3	76
Clerical (III & IV)	82	79	82	86	86	+4	+7	+0	104
<b>Management &amp; Administrative</b>	<b>147</b>	<b>152</b>	<b>160</b>	<b>164</b>	<b>168</b>	<b>+21</b>	<b>+16</b>	<b>+5</b>	<b>191</b>
Support	119	131	132	136	137	+18	+6	+1	165
Maintenance/ Technical	6	7	7	8	8	+2	+1	-0	8
<b>General Support</b>	<b>125</b>	<b>138</b>	<b>139</b>	<b>144</b>	<b>145</b>	<b>+20</b>	<b>+7</b>	<b>+1</b>	<b>173</b>
Health Care Assistants	41	54	52	52	51	+10	-3	-1	59
Care, other	1	1	1	1	1	+0	+0	+0	1
<b>Patient &amp; Client Care</b>	<b>42</b>	<b>55</b>	<b>53</b>	<b>53</b>	<b>52</b>	<b>+10</b>	<b>-3</b>	<b>-1</b>	<b>60</b>



Royal Victoria Eye & Ear SEP 2024	WTE DEC 2019	WTE DEC 2022	WTE DEC 2023	WTE AUG 2024	WTE SEP 2024	WTE change since DEC 2019	WTE change since DEC 2022	WTE change since AUG 2024	No. SEP 2024
<b>Total Royal Victoria Eye &amp; Ear</b>	<b>291</b>	<b>357</b>	<b>371</b>	<b>388</b>	<b>386</b>	<b>+95</b>	<b>+29</b>	<b>-1</b>	<b>438</b>
Consultants	23	29	29	30	29	+6	+1	-1	34
Registrars	20	26	31	33	32	+12	+5	-1	33
SHO/ Interns	16	14	16	18	19	+3	+5	+1	21
Medical/ Dental, other	5	5	3	3	3	-1	-1	+0	5
<b>Medical &amp; Dental</b>	<b>63</b>	<b>73</b>	<b>79</b>	<b>84</b>	<b>83</b>	<b>+20</b>	<b>+10</b>	<b>-1</b>	<b>93</b>
Nurse/ Midwife Manager	24	27	30	30	30	+7	+3	+1	32
Nurse/ Midwife Specialist & AN/MP	9	17	17	17	17	+8	-1	-1	18
Staff Nurse/ Staff Midwife	81	90	90	97	96	+15	+6	-1	107
Nursing/ Midwifery other	2	2	2	2	3	+1	+1	+1	3
<b>Nursing &amp; Midwifery</b>	<b>115</b>	<b>137</b>	<b>139</b>	<b>146</b>	<b>146</b>	<b>+31</b>	<b>+9</b>	<b>+0</b>	<b>160</b>
Therapy Professions	3	3	3	4	4	+1	+1	+0	6
Health Science/ Diagnostics	2	3	4	5	4	+2	+2	-1	6
Pharmacy	3	3	3	5	5	+2	+2	+0	5
Social Workers	2	1	1	1	2	-0	+1	+0	2
H&SC, Other	4	5	6	6	6	+2	+1	+0	7
<b>Health &amp; Social Care Professionals</b>	<b>13</b>	<b>14</b>	<b>16</b>	<b>20</b>	<b>20</b>	<b>+7</b>	<b>+6</b>	<b>-0</b>	<b>26</b>
Management (VIII & above)	3	5	4	5	5	+2	+0	+0	5
Administrative/ Supervisory (V to VII)	24	39	39	40	40	+16	+2	+0	43
Clerical (III & IV)	36	42	44	44	44	+8	+2	+0	56
<b>Management &amp; Administrative</b>	<b>63</b>	<b>86</b>	<b>88</b>	<b>90</b>	<b>90</b>	<b>+26</b>	<b>+4</b>	<b>+0</b>	<b>104</b>
Support	28	34	36	36	36	+9	+2	+0	42
<b>General Support</b>	<b>28</b>	<b>34</b>	<b>36</b>	<b>36</b>	<b>36</b>	<b>+9</b>	<b>+2</b>	<b>+0</b>	<b>42</b>
Health Care Assistants	9	14	13	12	12	+3	-2	+0	13
<b>Patient &amp; Client Care</b>	<b>9</b>	<b>14</b>	<b>13</b>	<b>12</b>	<b>12</b>	<b>+3</b>	<b>-2</b>	<b>+0</b>	<b>13</b>



SSWHG HQ SEP 2024	WTE DEC 2019	WTE DEC 2022	WTE DEC 2023	WTE AUG 2024	WTE SEP 2024	WTE change since DEC 2019	WTE change since DEC 2022	WTE change since AUG 2024	No. SEP 2024
<b>Total SSWHG HQ</b>	<b>35</b>	<b>69</b>	<b>96</b>	<b>91</b>	<b>90</b>	<b>+55</b>	<b>+20</b>	<b>-1</b>	<b>96</b>
Consultants		0					-0		
Medical/ Dental, other	1	2	1			-1	-2		
<b>Medical &amp; Dental</b>	<b>1</b>	<b>3</b>	<b>1</b>			<b>-1</b>	<b>-3</b>		
Nurse/ Midwife Manager	4	9	11	11	10	+6	+1	-1	11
<b>Nursing &amp; Midwifery</b>	<b>4</b>	<b>9</b>	<b>11</b>	<b>11</b>	<b>10</b>	<b>+6</b>	<b>+1</b>	<b>-1</b>	<b>11</b>
Pharmacy		2					-2		
Social Workers			1	1	1	+1	+1	+0	1
H&SC, Other		0					-0		
<b>Health &amp; Social Care Professionals</b>		<b>2</b>	<b>1</b>	<b>1</b>	<b>1</b>	<b>+1</b>	<b>-1</b>	<b>+0</b>	<b>1</b>
Management (VIII & above)	12	20	16	17	17	+5	-2	-0	18
Administrative/ Supervisory (V to VII)	16	27	42	37	38	+23	+11	+1	41
Clerical (III & IV)	2	8	24	24	23	+21	+14	-2	25
<b>Management &amp; Administrative</b>	<b>30</b>	<b>55</b>	<b>83</b>	<b>79</b>	<b>78</b>	<b>+49</b>	<b>+23</b>	<b>-0</b>	<b>84</b>
Health Care Assistants		0					-0		
<b>Patient &amp; Client Care</b>		<b>0</b>					<b>-0</b>		



Saolta HG HQ SEP 2024	WTE DEC 2019	WTE DEC 2022	WTE DEC 2023	WTE AUG 2024	WTE SEP 2024	WTE change since DEC 2019	WTE change since DEC 2022	WTE change since AUG 2024	No. SEP 2024
<b>Total Saolta HG HQ</b>	<b>79</b>	<b>110</b>	<b>119</b>	<b>111</b>	<b>109</b>	<b>+31</b>	<b>-1</b>	<b>-1</b>	<b>114</b>
Consultants	1	1	1	1	1	+0	+0	+0	1
<b>Medical &amp; Dental</b>	<b>1</b>	<b>1</b>	<b>1</b>	<b>1</b>	<b>1</b>	<b>+0</b>	<b>+0</b>	<b>+0</b>	<b>1</b>
Nurse/ Midwife Manager	8	13	19	19	19	+11	+6	+0	20
Staff Nurse/ Staff Midwife	1	1	1	2	2	+1	+1	+0	2
Nursing/ Midwifery other	8					-8			
<b>Nursing &amp; Midwifery</b>	<b>16</b>	<b>14</b>	<b>20</b>	<b>21</b>	<b>21</b>	<b>+5</b>	<b>+7</b>	<b>+0</b>	<b>22</b>
Therapy Professions	1	1				-1	-1		
Health Science/ Diagnostics		1	1	1	1	+1	+0	-0	1
<b>Health &amp; Social Care Professionals</b>	<b>1</b>	<b>2</b>	<b>1</b>	<b>1</b>	<b>1</b>	<b>+0</b>	<b>-1</b>	<b>-0</b>	<b>1</b>
Management (VIII & above)	17	21	25	23	22	+5	+1	-1	23
Administrative/ Supervisory (V to VII)	36	57	57	51	51	+15	-6	-0	53
Clerical (III & IV)	7	15	15	14	14	+6	-2	+0	14
<b>Management &amp; Administrative</b>	<b>61</b>	<b>93</b>	<b>97</b>	<b>88</b>	<b>87</b>	<b>+26</b>	<b>-7</b>	<b>-1</b>	<b>90</b>



Sligo University SEP 2024	WTE DEC 2019	WTE DEC 2022	WTE DEC 2023	WTE AUG 2024	WTE SEP 2024	WTE change since DEC 2019	WTE change since DEC 2022	WTE change since AUG 2024	No. SEP 2024
<b>Total Sligo University</b>	<b>1,688</b>	<b>1,993</b>	<b>2,151</b>	<b>2,141</b>	<b>2,147</b>	<b>+459</b>	<b>+153</b>	<b>+5</b>	<b>2,392</b>
Consultants	77	87	94	100	100	+23	+13	+0	106
Registrars	72	79	88	87	89	+16	+9	+2	93
SHO/ Interns	82	103	120	122	128	+46	+25	+6	130
Medical/ Dental, other	6	5	6	4	5	-1	-0	+1	7
<b>Medical &amp; Dental</b>	<b>237</b>	<b>274</b>	<b>307</b>	<b>312</b>	<b>321</b>	<b>+84</b>	<b>+47</b>	<b>+9</b>	<b>336</b>
Nurse/ Midwife Manager	106	124	140	141	142	+36	+18	+1	152
Nurse/ Midwife Specialist & AN/MP	40	55	64	63	61	+22	+7	-1	67
Staff Nurse/ Staff Midwife	494	577	599	593	588	+95	+11	-5	685
Nursing/ Midwifery Student	21	2	10	20	20	-1	+18	-0	40
Nursing/ Midwifery other	8	11	10	12	12	+4	+1	+0	13
<b>Nursing &amp; Midwifery</b>	<b>669</b>	<b>768</b>	<b>823</b>	<b>829</b>	<b>823</b>	<b>+155</b>	<b>+55</b>	<b>-6</b>	<b>957</b>
Therapy Professions	52	67	79	75	75	+23	+8	+0	83
Health Science/ Diagnostics	93	109	108	105	108	+16	-1	+3	119
Pharmacy	38	42	42	45	45	+6	+2	-0	51
Psychologists		1	1	1	1	+1	+0	+0	1
Social Workers		2	2	1	1	+1	-1	+0	2
H&SC, Other	3	6	8	7	8	+5	+2	+1	10
<b>Health &amp; Social Care Professionals</b>	<b>186</b>	<b>227</b>	<b>239</b>	<b>234</b>	<b>238</b>	<b>+52</b>	<b>+11</b>	<b>+4</b>	<b>266</b>
Management (VIII & above)	8	9	8	8	8	-0	-1	-0	8
Administrative/ Supervisory (V to VII)	27	49	53	53	54	+27	+5	+1	57
Clerical (III & IV)	195	217	253	245	242	+47	+25	-3	264
<b>Management &amp; Administrative</b>	<b>230</b>	<b>275</b>	<b>314</b>	<b>307</b>	<b>304</b>	<b>+73</b>	<b>+29</b>	<b>-3</b>	<b>329</b>
Support	201	222	236	238	239	+38	+17	+1	263
Maintenance/ Technical	15	14	13	13	13	-2	-1	+0	13
<b>General Support</b>	<b>215</b>	<b>236</b>	<b>249</b>	<b>251</b>	<b>252</b>	<b>+36</b>	<b>+16</b>	<b>+1</b>	<b>276</b>
Health Care Assistants	141	178	181	174	175	+34	-3	+1	190
Care, other	10	36	38	34	34	+24	-1	+0	38
<b>Patient &amp; Client Care</b>	<b>151</b>	<b>213</b>	<b>219</b>	<b>208</b>	<b>209</b>	<b>+58</b>	<b>-4</b>	<b>+1</b>	<b>228</b>



South Infirmary Victoria University SEP 2024	WTE DEC 2019	WTE DEC 2022	WTE DEC 2023	WTE AUG 2024	WTE SEP 2024	WTE change since DEC 2019	WTE change since DEC 2022	WTE change since AUG 2024	No. SEP 2024
<b>Total South Infirmary Victoria University</b>	<b>787</b>	<b>844</b>	<b>908</b>	<b>963</b>	<b>963</b>	<b>+177</b>	<b>+119</b>	<b>+0</b>	<b>1,117</b>
Consultants	32	37	40	47	47	+16	+10	+0	52
Registrars	20	23	23	24	24	+3	+1	+0	24
SHO/ Interns	27	29	29	31	31	+4	+2	+0	31
<b>Medical &amp; Dental</b>	<b>79</b>	<b>89</b>	<b>92</b>	<b>102</b>	<b>102</b>	<b>+23</b>	<b>+13</b>	<b>+0</b>	<b>107</b>
Nurse/ Midwife Manager	66	67	69	69	69	+3	+2	+0	81
Nurse/ Midwife Specialist & AN/MP	11	18	18	16	16	+5	-3	+0	17
Staff Nurse/ Staff Midwife	223	224	257	263	263	+40	+38	+0	312
Nursing/ Midwifery Student				6	6	+6	+6	+0	6
Nursing/ Midwifery other	2	3	3	3	3	+0	+0	+0	3
<b>Nursing &amp; Midwifery</b>	<b>302</b>	<b>313</b>	<b>347</b>	<b>356</b>	<b>356</b>	<b>+54</b>	<b>+44</b>	<b>+0</b>	<b>419</b>
Therapy Professions	40	47	49	51	51	+11	+4	+0	67
Health Science/ Diagnostics	23	24	23	24	24	+1	-0	+0	38
Pharmacy	10	17	17	17	17	+6	+0	+0	19
Psychologists	1			1	1	+0	+1	+0	1
Social Workers	3	3	3	4	4	+1	+1	+0	4
H&SC, Other				1	1	+1	+1	+0	1
<b>Health &amp; Social Care Professionals</b>	<b>77</b>	<b>90</b>	<b>92</b>	<b>97</b>	<b>97</b>	<b>+20</b>	<b>+6</b>	<b>+0</b>	<b>130</b>
Management (VIII & above)	7	8	8	7	7	+0	-1	+0	7
Administrative/ Supervisory (V to VII)	41	51	51	50	50	+9	-1	+0	58
Clerical (III & IV)	142	150	172	195	195	+52	+44	+0	207
<b>Management &amp; Administrative</b>	<b>190</b>	<b>210</b>	<b>231</b>	<b>252</b>	<b>252</b>	<b>+62</b>	<b>+42</b>	<b>+0</b>	<b>272</b>
Support	99	107	110	115	115	+16	+7	+0	141
Maintenance/ Technical	4	4	4	4	4	+0	+0	+0	4
<b>General Support</b>	<b>103</b>	<b>111</b>	<b>114</b>	<b>119</b>	<b>119</b>	<b>+16</b>	<b>+7</b>	<b>+0</b>	<b>145</b>
Health Care Assistants	36	31	32	38	38	+2	+7	+0	44
<b>Patient &amp; Client Care</b>	<b>36</b>	<b>31</b>	<b>32</b>	<b>38</b>	<b>38</b>	<b>+2</b>	<b>+7</b>	<b>+0</b>	<b>44</b>





South Tipperary General SEP 2024	WTE DEC 2019	WTE DEC 2022	WTE DEC 2023	WTE AUG 2024	WTE SEP 2024	WTE change since DEC 2019	WTE change since DEC 2022	WTE change since AUG 2024	No. SEP 2024
<b>Total South Tipperary General</b>	<b>868</b>	<b>1,062</b>	<b>1,174</b>	<b>1,197</b>	<b>1,199</b>	<b>+331</b>	<b>+137</b>	<b>+2</b>	<b>1,336</b>
Consultants	31	36	38	42	43	+13	+8	+1	46
Registrars	46	53	55	51	54	+9	+1	+3	55
SHO/ Interns	51	54	60	57	61	+11	+7	+4	62
Medical/ Dental, other	1	1	2	3	2	+1	+1	-0	3
<b>Medical &amp; Dental</b>	<b>128</b>	<b>144</b>	<b>156</b>	<b>153</b>	<b>161</b>	<b>+33</b>	<b>+17</b>	<b>+8</b>	<b>166</b>
Nurse/ Midwife Manager	79	81	91	99	83	+4	+2	-16	91
Nurse/ Midwife Specialist & AN/MP	17	24	28	27	26	+8	+2	-1	29
Staff Nurse/ Staff Midwife	278	361	390	403	417	+138	+55	+14	473
Nursing/ Midwifery Student	10	0	2	8	11	+1	+10	+3	15
Nursing/ Midwifery other			1	1	1	+1	+1	+0	1
<b>Nursing &amp; Midwifery</b>	<b>385</b>	<b>467</b>	<b>512</b>	<b>537</b>	<b>537</b>	<b>+153</b>	<b>+71</b>	<b>-0</b>	<b>609</b>
Therapy Professions	23	28	28	29	30	+7	+2	+1	35
Health Science/ Diagnostics	26	40	48	48	48	+22	+9	+0	55
Pharmacy	11	17	18	18	18	+7	+1	+0	21
Social Workers	1	3	3	4	4	+3	+1	-0	4
<b>Health &amp; Social Care Professionals</b>	<b>61</b>	<b>88</b>	<b>97</b>	<b>100</b>	<b>101</b>	<b>+40</b>	<b>+13</b>	<b>+1</b>	<b>115</b>
Management (VIII & above)	2	3	3	3	3	+1	+0	+0	3
Administrative/ Supervisory (V to VII)	17	35	39	38	37	+20	+2	-1	41
Clerical (III & IV)	111	106	133	132	129	+18	+24	-2	146
<b>Management &amp; Administrative</b>	<b>130</b>	<b>144</b>	<b>175</b>	<b>173</b>	<b>169</b>	<b>+39</b>	<b>+26</b>	<b>-4</b>	<b>190</b>
Support	92	131	126	129	129	+37	-1	+0	144
Maintenance/ Technical	4	5	6	6	6	+2	+1	+0	7
<b>General Support</b>	<b>96</b>	<b>136</b>	<b>132</b>	<b>135</b>	<b>135</b>	<b>+39</b>	<b>-0</b>	<b>+0</b>	<b>151</b>
Health Care Assistants	67	85	101	98	95	+28	+10	-3	105
Care, other	1					-1			
<b>Patient &amp; Client Care</b>	<b>67</b>	<b>85</b>	<b>101</b>	<b>98</b>	<b>95</b>	<b>+28</b>	<b>+10</b>	<b>-3</b>	<b>105</b>



St Luke's General Kilkenny SEP 2024	WTE DEC 2019	WTE DEC 2022	WTE DEC 2023	WTE AUG 2024	WTE SEP 2024	WTE change since DEC 2019	WTE change since DEC 2022	WTE change since AUG 2024	No. SEP 2024
<b>Total St Luke's General Kilkenny</b>	<b>1,119</b>	<b>1,290</b>	<b>1,398</b>	<b>1,420</b>	<b>1,422</b>	<b>+303</b>	<b>+132</b>	<b>+2</b>	<b>1,567</b>
Consultants	39	43	51	55	53	+14	+10	-2	56
Registrars	58	60	61	70	70	+12	+10	+0	71
SHO/ Interns	57	71	89	91	94	+37	+23	+4	95
Medical/ Dental, other	7	8	8	7	6	-1	-2	-1	7
<b>Medical &amp; Dental</b>	<b>161</b>	<b>181</b>	<b>209</b>	<b>222</b>	<b>223</b>	<b>+62</b>	<b>+42</b>	<b>+1</b>	<b>229</b>
Nurse/ Midwife Manager	86	96	106	95	94	+8	-2	-1	111
Nurse/ Midwife Specialist & AN/MP	19	31	33	37	37	+18	+6	-0	42
Staff Nurse/ Staff Midwife	305	355	394	422	419	+114	+64	-3	478
Nursing/ Midwifery Student			1	7	11	+11	+11	+4	12
Nursing/ Midwifery other	1	2	1	1	1	-0	-1	+0	1
<b>Nursing &amp; Midwifery</b>	<b>411</b>	<b>483</b>	<b>535</b>	<b>561</b>	<b>562</b>	<b>+151</b>	<b>+79</b>	<b>+0</b>	<b>644</b>
Therapy Professions	34	35	40	39	39	+4	+3	+0	44
Health Science/ Diagnostics	49	62	69	71	69	+20	+7	-2	78
Pharmacy	18	21	25	26	26	+7	+4	-0	28
Social Workers		1	4	3	4	+4	+3	+1	4
<b>Health &amp; Social Care Professionals</b>	<b>102</b>	<b>119</b>	<b>137</b>	<b>138</b>	<b>137</b>	<b>+35</b>	<b>+18</b>	<b>-1</b>	<b>154</b>
Management (VIII & above)	3	7	5	5	5	+2	-2	-0	5
Administrative/ Supervisory (V to VII)	14	34	39	38	38	+24	+4	-0	40
Clerical (III & IV)	136	124	133	127	129	-8	+4	+1	138
<b>Management &amp; Administrative</b>	<b>154</b>	<b>166</b>	<b>177</b>	<b>171</b>	<b>172</b>	<b>+18</b>	<b>+6</b>	<b>+1</b>	<b>183</b>
Support	156	171	169	163	164	+8	-7	+1	183
Maintenance/ Technical	12	15	15	15	15	+3	+0	-0	15
<b>General Support</b>	<b>169</b>	<b>186</b>	<b>183</b>	<b>178</b>	<b>179</b>	<b>+10</b>	<b>-7</b>	<b>+1</b>	<b>198</b>
Health Care Assistants	122	152	154	147	147	+26	-5	+0	156
Care, other	2	2	2	2	2	+0	+0	+0	3
<b>Patient &amp; Client Care</b>	<b>124</b>	<b>155</b>	<b>156</b>	<b>150</b>	<b>150</b>	<b>+26</b>	<b>-5</b>	<b>+0</b>	<b>159</b>



St. Columcille's SEP 2024	WTE DEC 2019	WTE DEC 2022	WTE DEC 2023	WTE AUG 2024	WTE SEP 2024	WTE change since DEC 2019	WTE change since DEC 2022	WTE change since AUG 2024	No. SEP 2024
<b>Total St. Columcille's</b>	<b>452</b>	<b>469</b>	<b>510</b>	<b>512</b>	<b>511</b>	<b>+59</b>	<b>+42</b>	<b>-1</b>	<b>558</b>
Consultants	19	20	19	20	20	+2	+0	+0	21
Registrars	10	11	12	10	10	+0	-1	+0	10
SHO/ Interns	14	13	16	16	16	+2	+3	-0	16
<b>Medical &amp; Dental</b>	<b>43</b>	<b>44</b>	<b>47</b>	<b>46</b>	<b>46</b>	<b>+3</b>	<b>+2</b>	<b>+0</b>	<b>47</b>
Nurse/ Midwife Manager	33	38	41	38	38	+5	+1	+0	41
Nurse/ Midwife Specialist & AN/MP	9	12	14	16	15	+6	+3	-1	18
Staff Nurse/ Staff Midwife	119	111	127	141	140	+22	+29	-1	149
Nursing/ Midwifery other	2					-2			
<b>Nursing &amp; Midwifery</b>	<b>162</b>	<b>161</b>	<b>182</b>	<b>196</b>	<b>194</b>	<b>+31</b>	<b>+33</b>	<b>-2</b>	<b>208</b>
Therapy Professions	31	37	40	37	38	+7	+2	+1	48
Health Science/ Diagnostics	18	21	22	21	20	+2	-1	-0	25
Pharmacy	5	6	6	6	6	+1	+0	+0	8
Psychologists	2	3	3	2	2	-0	-1	+0	2
Social Workers	5	7	9	8	7	+1	-0	-1	9
<b>Health &amp; Social Care Professionals</b>	<b>62</b>	<b>73</b>	<b>80</b>	<b>73</b>	<b>73</b>	<b>+11</b>	<b>-0</b>	<b>-0</b>	<b>92</b>
Management (VIII & above)	1	2	2	3	3	+2	+1	+0	3
Administrative/ Supervisory (V to VII)	14	18	18	18	18	+4	-0	+0	18
Clerical (III & IV)	54	59	61	56	56	+2	-3	-0	61
<b>Management &amp; Administrative</b>	<b>69</b>	<b>78</b>	<b>80</b>	<b>76</b>	<b>76</b>	<b>+8</b>	<b>-2</b>	<b>+0</b>	<b>82</b>
Support	57	53	28	20	21	-36	-32	+1	22
Maintenance/ Technical	1	1	1	2	1	+0	+0	-1	1
<b>General Support</b>	<b>58</b>	<b>54</b>	<b>29</b>	<b>22</b>	<b>22</b>	<b>-36</b>	<b>-32</b>	<b>-0</b>	<b>23</b>
Health Care Assistants	59	56	87	94	95	+36	+39	+1	101
Care, other		3	5	5	5	+5	+2	+0	5
<b>Patient &amp; Client Care</b>	<b>59</b>	<b>59</b>	<b>92</b>	<b>99</b>	<b>100</b>	<b>+41</b>	<b>+41</b>	<b>+1</b>	<b>106</b>



St. James's SEP 2024	WTE DEC 2019	WTE DEC 2022	WTE DEC 2023	WTE AUG 2024	WTE SEP 2024	WTE change since DEC 2019	WTE change since DEC 2022	WTE change since AUG 2024	No. SEP 2024
<b>Total St. James's</b>	<b>4,058</b>	<b>4,576</b>	<b>4,948</b>	<b>5,118</b>	<b>5,103</b>	<b>+1,046</b>	<b>+527</b>	<b>-14</b>	<b>5,627</b>
Consultants	195	247	263	262	267	+72	+20	+5	294
Registrars	184	219	235	227	235	+51	+16	+8	243
SHO/ Interns	157	177	182	195	183	+26	+6	-13	183
Medical/ Dental, other	5	8	9	12	13	+8	+5	+1	15
<b>Medical &amp; Dental</b>	<b>541</b>	<b>651</b>	<b>690</b>	<b>696</b>	<b>697</b>	<b>+156</b>	<b>+46</b>	<b>+1</b>	<b>735</b>
Nurse/ Midwife Manager	345	360	376	387	390	+45	+30	+3	433
Nurse/ Midwife Specialist & AN/MP	80	131	166	174	180	+100	+49	+5	199
Staff Nurse/ Staff Midwife	1,125	1,199	1,348	1,417	1,398	+272	+198	-19	1,493
Nursing/ Midwifery Student	1	7	2	31	30	+29	+23	-0	62
Nursing/ Midwifery other	12	10	12	12	12	+0	+3	-0	14
<b>Nursing &amp; Midwifery</b>	<b>1,562</b>	<b>1,707</b>	<b>1,904</b>	<b>2,021</b>	<b>2,010</b>	<b>+447</b>	<b>+303</b>	<b>-11</b>	<b>2,201</b>
Therapy Professions	151	174	183	184	187	+35	+13	+2	210
Health Science/ Diagnostics	339	359	359	362	360	+21	+1	-2	394
Pharmacy	97	99	99	102	106	+8	+6	+4	112
Psychologists	5	6	8	7	6	+1	+0	-0	8
Social Workers	43	47	52	53	51	+8	+5	-2	59
H&SC, Other	26	37	33	40	36	+9	-1	-5	41
<b>Health &amp; Social Care Professionals</b>	<b>662</b>	<b>722</b>	<b>735</b>	<b>748</b>	<b>746</b>	<b>+83</b>	<b>+24</b>	<b>-3</b>	<b>824</b>
Management (VIII & above)	40	56	53	55	56	+16	-0	+1	58
Administrative/ Supervisory (V to VII)	176	209	254	262	271	+95	+62	+9	284
Clerical (III & IV)	371	423	450	454	447	+76	+23	-7	521
<b>Management &amp; Administrative</b>	<b>587</b>	<b>688</b>	<b>757</b>	<b>771</b>	<b>773</b>	<b>+187</b>	<b>+85</b>	<b>+3</b>	<b>863</b>
Support	278	284	260	260	256	-22	-28	-4	311
Maintenance/ Technical	59	52	48	52	54	-4	+3	+2	55
<b>General Support</b>	<b>336</b>	<b>336</b>	<b>308</b>	<b>312</b>	<b>310</b>	<b>-26</b>	<b>-26</b>	<b>-1</b>	<b>366</b>
Health Care Assistants	360	455	495	510	507	+147	+52	-3	569
Care, other	9	18	60	60	60	+51	+43	+0	69
<b>Patient &amp; Client Care</b>	<b>370</b>	<b>472</b>	<b>555</b>	<b>570</b>	<b>567</b>	<b>+198</b>	<b>+95</b>	<b>-2</b>	<b>638</b>



St. John's Limerick SEP 2024	WTE DEC 2019	WTE DEC 2022	WTE DEC 2023	WTE AUG 2024	WTE SEP 2024	WTE change since DEC 2019	WTE change since DEC 2022	WTE change since AUG 2024	No. SEP 2024
<b>Total St. John's Limerick</b>	<b>311</b>	<b>332</b>	<b>381</b>	<b>401</b>	<b>403</b>	<b>+91</b>	<b>+71</b>	<b>+1</b>	<b>442</b>
Consultants	8	4	8	8	8	-0	+3	+0	8
Registrars	9	13	11	13	13	+4	+0	+0	13
SHO/ Interns	7	7	11	16	16	+9	+9	+0	16
<b>Medical &amp; Dental</b>	<b>24</b>	<b>24</b>	<b>30</b>	<b>37</b>	<b>37</b>	<b>+13</b>	<b>+12</b>	<b>+0</b>	<b>37</b>
Nurse/ Midwife Manager	24	32	32	37	38	+13	+6	+1	40
Nurse/ Midwife Specialist & AN/MP	8	8	10	10	10	+2	+2	+0	11
Staff Nurse/ Staff Midwife	93	92	97	109	109	+16	+18	+0	120
Nursing/ Midwifery Student			1						
Nursing/ Midwifery other	1	1	1	2	1	+0	+0	-1	1
<b>Nursing &amp; Midwifery</b>	<b>127</b>	<b>132</b>	<b>141</b>	<b>158</b>	<b>158</b>	<b>+32</b>	<b>+26</b>	<b>+0</b>	<b>172</b>
Therapy Professions	5	6	9	9	10	+5	+4	+1	12
Health Science/ Diagnostics	12	12	12	13	13	+1	+1	+0	16
Pharmacy	4	6	7	9	9	+4	+2	+0	11
<b>Health &amp; Social Care Professionals</b>	<b>21</b>	<b>24</b>	<b>28</b>	<b>31</b>	<b>32</b>	<b>+11</b>	<b>+7</b>	<b>+1</b>	<b>39</b>
Management (VIII & above)	7	8	7	7	7	+0	-1	+0	7
Administrative/ Supervisory (V to VII)	16	21	28	25	25	+10	+4	+0	26
Clerical (III & IV)	45	43	54	54	54	+8	+11	+0	59
<b>Management &amp; Administrative</b>	<b>68</b>	<b>72</b>	<b>89</b>	<b>86</b>	<b>86</b>	<b>+18</b>	<b>+14</b>	<b>+0</b>	<b>92</b>
Support	40	38	46	44	45	+6	+7	+1	52
Maintenance/ Technical	2	2	2	1	1	-1	-1	+0	1
<b>General Support</b>	<b>42</b>	<b>40</b>	<b>48</b>	<b>45</b>	<b>46</b>	<b>+5</b>	<b>+6</b>	<b>+1</b>	<b>53</b>
Health Care Assistants	29	38	46	45	44	+15	+6	-1	49
Care, other	1	1	1			-1	-1		
<b>Patient &amp; Client Care</b>	<b>30</b>	<b>39</b>	<b>47</b>	<b>45</b>	<b>44</b>	<b>+14</b>	<b>+5</b>	<b>-1</b>	<b>49</b>



St. Luke's Rathgar SEP 2024	WTE DEC 2019	WTE DEC 2022	WTE DEC 2023	WTE AUG 2024	WTE SEP 2024	WTE change since DEC 2019	WTE change since DEC 2022	WTE change since AUG 2024	No. SEP 2024
<b>Total St. Luke's Rathgar</b>	<b>544</b>	<b>547</b>	<b>550</b>	<b>549</b>	<b>561</b>	<b>+16</b>	<b>+13</b>	<b>+12</b>	<b>596</b>
Consultants	24	22	23	24	24	+0	+2	+0	26
Registrars	19	13	10	9	9	-10	-4	+0	9
SHO/ Interns	13	18	18	20	20	+7	+2	+0	20
<b>Medical &amp; Dental</b>	<b>56</b>	<b>53</b>	<b>51</b>	<b>53</b>	<b>53</b>	<b>-3</b>	<b>+0</b>	<b>+0</b>	<b>55</b>
Nurse/ Midwife Manager	21	25	24	23	23	+2	-2	+0	23
Nurse/ Midwife Specialist & AN/MP	13	13	13	13	13	+0	+0	+0	13
Staff Nurse/ Staff Midwife	43	39	39	39	39	-4	-1	+0	45
<b>Nursing &amp; Midwifery</b>	<b>77</b>	<b>77</b>	<b>76</b>	<b>75</b>	<b>75</b>	<b>-2</b>	<b>-2</b>	<b>+0</b>	<b>81</b>
Therapy Professions	9	12	13	12	12	+4	+1	+1	14
Health Science/ Diagnostics	195	192	194	199	205	+11	+13	+6	219
Pharmacy	2	3	4	4	4	+2	+1	+0	4
Psychologists	3	5	5	5	5	+2	+0	+0	5
Social Workers	5	4	7	7	7	+2	+3	+0	7
H&SC, Other	1	6	6	6	6	+5	+0	+0	6
<b>Health &amp; Social Care Professionals</b>	<b>214</b>	<b>222</b>	<b>229</b>	<b>233</b>	<b>239</b>	<b>+25</b>	<b>+17</b>	<b>+7</b>	<b>255</b>
Management (VIII & above)	6	6	3	3	3	-3	-3	+0	3
Administrative/ Supervisory (V to VII)	34	32	31	29	30	-3	-2	+1	32
Clerical (III & IV)	64	72	70	67	69	+5	-2	+2	78
<b>Management &amp; Administrative</b>	<b>104</b>	<b>110</b>	<b>104</b>	<b>99</b>	<b>102</b>	<b>-1</b>	<b>-7</b>	<b>+3</b>	<b>113</b>
Support	60	54	58	56	56	-4	+2	+0	57
Maintenance/ Technical	5	5	5	4	5	+0	+0	+1	5
<b>General Support</b>	<b>65</b>	<b>59</b>	<b>63</b>	<b>60</b>	<b>61</b>	<b>-4</b>	<b>+2</b>	<b>+1</b>	<b>62</b>
Health Care Assistants	27	24	24	27	28	+1	+4	+1	28
Care, other	1	2	2	2	2	+1	+0	+0	2
<b>Patient &amp; Client Care</b>	<b>28</b>	<b>26</b>	<b>26</b>	<b>29</b>	<b>30</b>	<b>+2</b>	<b>+4</b>	<b>+1</b>	<b>30</b>



St. Michael's SEP 2024	WTE DEC 2019	WTE DEC 2022	WTE DEC 2023	WTE AUG 2024	WTE SEP 2024	WTE change since DEC 2019	WTE change since DEC 2022	WTE change since AUG 2024	No. SEP 2024
<b>Total St. Michael's</b>	<b>397</b>	<b>402</b>	<b>413</b>	<b>417</b>	<b>402</b>	<b>+5</b>	<b>-0</b>	<b>-15</b>	<b>451</b>
Consultants	10	9	9	11	10	-1	+1	-1	10
Registrars	13	9	8	8	8	-5	-1	+0	8
SHO/ Interns	14	19	21	19	19	+5	+0	+0	19
Medical/ Dental, other	0	2	2	2	2	+2	+0	+0	3
<b>Medical &amp; Dental</b>	<b>38</b>	<b>39</b>	<b>40</b>	<b>40</b>	<b>39</b>	<b>+1</b>	<b>-0</b>	<b>-1</b>	<b>40</b>
Nurse/ Midwife Manager	34	47	47	44	44	+10	-3	-0	46
Nurse/ Midwife Specialist & AN/MP	28	15	17	18	18	-9	+3	+0	20
Staff Nurse/ Staff Midwife	102	98	101	106	105	+3	+7	-0	111
Nursing/ Midwifery Student		1	0	12			-1	-12	
Nursing/ Midwifery other	5					-5			
<b>Nursing &amp; Midwifery</b>	<b>169</b>	<b>160</b>	<b>165</b>	<b>179</b>	<b>167</b>	<b>-2</b>	<b>+7</b>	<b>-12</b>	<b>177</b>
Therapy Professions	22	19	19	19	19	-3	-1	-0	24
Health Science/ Diagnostics	17	20	22	18	17	+0	-3	-1	21
Pharmacy	9	7	7	6	6	-2	-0	+0	7
Social Workers	2	4	3	2	3	+1	-1	+1	3
H&SC, Other		1	1	1			-1	-1	
<b>Health &amp; Social Care Professionals</b>	<b>50</b>	<b>51</b>	<b>51</b>	<b>46</b>	<b>46</b>	<b>-4</b>	<b>-5</b>	<b>-1</b>	<b>55</b>
Management (VIII & above)	1	1	1	2	2	+1	+1	+0	2
Administrative/ Supervisory (V to VII)	19	27	32	33	33	+14	+6	-0	37
Clerical (III & IV)	43	45	47	44	43	-1	-3	-1	55
<b>Management &amp; Administrative</b>	<b>63</b>	<b>74</b>	<b>80</b>	<b>79</b>	<b>78</b>	<b>+15</b>	<b>+4</b>	<b>-2</b>	<b>94</b>
Support	48	43	41	39	39	-9	-4	+0	49
Maintenance/ Technical	2	6	6	5	5	+3	-1	-0	6
<b>General Support</b>	<b>50</b>	<b>49</b>	<b>47</b>	<b>44</b>	<b>44</b>	<b>-6</b>	<b>-5</b>	<b>+0</b>	<b>55</b>
Health Care Assistants	25	28	29	27	27	+2	-1	-0	29
Care, other	2	1	1	1	1	-1	+0	+0	1
<b>Patient &amp; Client Care</b>	<b>27</b>	<b>29</b>	<b>30</b>	<b>28</b>	<b>28</b>	<b>+1</b>	<b>-1</b>	<b>+0</b>	<b>30</b>



St. Vincent's University SEP 2024	WTE DEC 2019	WTE DEC 2022	WTE DEC 2023	WTE AUG 2024	WTE SEP 2024	WTE change since DEC 2019	WTE change since DEC 2022	WTE change since AUG 2024	No. SEP 2024
<b>Total St. Vincent's University</b>	<b>2,838</b>	<b>3,452</b>	<b>3,662</b>	<b>3,822</b>	<b>3,813</b>	<b>+975</b>	<b>+361</b>	<b>-9</b>	<b>4,032</b>
Consultants	145	190	195	196	198	+54	+9	+2	215
Registrars	165	219	212	237	237	+72	+18	+0	240
SHO/ Interns	126	158	190	191	190	+64	+33	-1	191
Medical/ Dental, other	1	4	4	3	4	+3	+1	+1	7
<b>Medical &amp; Dental</b>	<b>437</b>	<b>570</b>	<b>601</b>	<b>627</b>	<b>629</b>	<b>+193</b>	<b>+60</b>	<b>+2</b>	<b>653</b>
Nurse/ Midwife Manager	183	278	308	332	329	+146	+51	-3	352
Nurse/ Midwife Specialist & AN/MP	87	101	115	122	127	+40	+25	+5	138
Staff Nurse/ Staff Midwife	724	872	961	1,022	1,020	+296	+147	-3	1,059
Nursing/ Midwifery Student	17	42	13	41	12	-6	-31	-30	23
Nursing/ Midwifery other	14	5	5	6	6	-8	+1	+0	7
<b>Nursing &amp; Midwifery</b>	<b>1,026</b>	<b>1,299</b>	<b>1,402</b>	<b>1,524</b>	<b>1,493</b>	<b>+467</b>	<b>+194</b>	<b>-31</b>	<b>1,579</b>
Therapy Professions	104	110	115	115	126	+21	+15	+10	136
Health Science/ Diagnostics	212	243	256	258	261	+49	+18	+3	290
Pharmacy	58	61	63	69	68	+10	+7	-1	70
Psychologists	10	13	11	12	12	+2	-1	+1	14
Social Workers	19	24	26	27	28	+9	+4	+1	31
H&SC, Other	0	0	1	0	1	+0	+0	+0	1
<b>Health &amp; Social Care Professionals</b>	<b>404</b>	<b>451</b>	<b>472</b>	<b>481</b>	<b>495</b>	<b>+92</b>	<b>+44</b>	<b>+14</b>	<b>542</b>
Management (VIII & above)	19	35	32	26	27	+8	-8	+1	27
Administrative/ Supervisory (V to VII)	148	203	231	236	237	+89	+34	+1	242
Clerical (III & IV)	288	303	309	305	306	+17	+2	+1	339
<b>Management &amp; Administrative</b>	<b>455</b>	<b>541</b>	<b>572</b>	<b>567</b>	<b>569</b>	<b>+114</b>	<b>+29</b>	<b>+3</b>	<b>608</b>
Support	292	329	332	334	340	+47	+11	+6	355
Maintenance/ Technical	35	40	39	38	38	+3	-2	+0	38
<b>General Support</b>	<b>327</b>	<b>369</b>	<b>371</b>	<b>371</b>	<b>378</b>	<b>+50</b>	<b>+8</b>	<b>+6</b>	<b>393</b>
Health Care Assistants	181	215	236	241	239	+58	+24	-2	247
Care, other	8	8	8	9	9	+1	+1	-1	10
<b>Patient &amp; Client Care</b>	<b>189</b>	<b>223</b>	<b>244</b>	<b>250</b>	<b>248</b>	<b>+59</b>	<b>+25</b>	<b>-3</b>	<b>257</b>





Tallaght University SEP 2024	WTE DEC 2019	WTE DEC 2022	WTE DEC 2023	WTE AUG 2024	WTE SEP 2024	WTE change since DEC 2019	WTE change since DEC 2022	WTE change since AUG 2024	No. SEP 2024
<b>Total Tallaght University</b>	<b>2,683</b>	<b>3,181</b>	<b>3,560</b>	<b>3,760</b>	<b>3,770</b>	<b>+1,087</b>	<b>+589</b>	<b>+10</b>	<b>4,147</b>
Consultants	117	153	175	188	188	+71	+35	-0	204
Registrars	145	176	200	204	206	+61	+29	+2	213
SHO/ Interns	104	112	127	135	137	+34	+25	+2	138
<b>Medical &amp; Dental</b>	<b>366</b>	<b>441</b>	<b>502</b>	<b>527</b>	<b>531</b>	<b>+165</b>	<b>+90</b>	<b>+4</b>	<b>555</b>
Nurse/ Midwife Manager	223	260	284	266	262	+39	+2	-4	281
Nurse/ Midwife Specialist & AN/MP	42	70	92	122	123	+80	+53	+1	133
Staff Nurse/ Staff Midwife	709	837	988	1,068	1,076	+367	+239	+8	1,154
Nursing/ Midwifery Student	13	55	39	53	53	+40	-2	+0	95
Nursing/ Midwifery other	3	3	3	3	2	-1	-1	-0	3
<b>Nursing &amp; Midwifery</b>	<b>990</b>	<b>1,225</b>	<b>1,405</b>	<b>1,511</b>	<b>1,516</b>	<b>+525</b>	<b>+291</b>	<b>+5</b>	<b>1,666</b>
Therapy Professions	114	152	163	163	162	+47	+10	-1	176
Health Science/ Diagnostics	207	225	239	258	259	+52	+34	+1	283
Pharmacy	65	64	72	81	86	+20	+22	+5	96
Psychologists	4	5	7	8	8	+3	+3	-0	9
Social Workers	22	25	28	27	27	+4	+1	-1	30
H&SC, Other	6	8	5	4	4	-2	-4	+1	6
<b>Health &amp; Social Care Professionals</b>	<b>419</b>	<b>479</b>	<b>514</b>	<b>541</b>	<b>545</b>	<b>+126</b>	<b>+66</b>	<b>+4</b>	<b>600</b>
Management (VIII & above)	36	43	43	43	43	+7	+0	+0	43
Administrative/ Supervisory (V to VII)	174	195	218	221	222	+48	+27	+1	232
Clerical (III & IV)	276	312	337	359	362	+86	+49	+3	418
<b>Management &amp; Administrative</b>	<b>486</b>	<b>549</b>	<b>598</b>	<b>623</b>	<b>626</b>	<b>+140</b>	<b>+77</b>	<b>+4</b>	<b>693</b>
Support	217	223	234	253	245	+29	+23	-8	284
Maintenance/ Technical	20	21	20	20	19	-1	-2	-1	19
<b>General Support</b>	<b>237</b>	<b>243</b>	<b>254</b>	<b>273</b>	<b>264</b>	<b>+28</b>	<b>+21</b>	<b>-9</b>	<b>303</b>
Health Care Assistants	180	237	281	279	281	+101	+44	+2	322
Care, other	6	6	7	7	7	+1	+1	-0	8
<b>Patient &amp; Client Care</b>	<b>185</b>	<b>243</b>	<b>288</b>	<b>286</b>	<b>287</b>	<b>+102</b>	<b>+44</b>	<b>+2</b>	<b>330</b>



UH Kerry SEP 2024	WTE DEC 2019	WTE DEC 2022	WTE DEC 2023	WTE AUG 2024	WTE SEP 2024	WTE change since DEC 2019	WTE change since DEC 2022	WTE change since AUG 2024	No. SEP 2024
<b>Total UH Kerry</b>	<b>1,114</b>	<b>1,415</b>	<b>1,535</b>	<b>1,524</b>	<b>1,529</b>	<b>+415</b>	<b>+114</b>	<b>+5</b>	<b>1,724</b>
Consultants	38	47	53	63	65	+27	+18	+2	68
Registrars	54	76	76	75	78	+24	+2	+3	79
SHO/ Interns	70	77	89	84	88	+18	+11	+3	89
<b>Medical &amp; Dental</b>	<b>161</b>	<b>200</b>	<b>219</b>	<b>222</b>	<b>231</b>	<b>+70</b>	<b>+31</b>	<b>+9</b>	<b>236</b>
Nurse/ Midwife Manager	106	106	130	124	125	+19	+19	+1	137
Nurse/ Midwife Specialist & AN/MP	13	26	38	39	41	+28	+14	+1	44
Staff Nurse/ Staff Midwife	346	449	469	460	457	+112	+9	-2	534
Nursing/ Midwifery Student	5	7	2	21	21	+16	+14	+0	42
Nursing/ Midwifery other	1	1	2	3	3	+2	+2	+0	3
<b>Nursing &amp; Midwifery</b>	<b>470</b>	<b>590</b>	<b>641</b>	<b>647</b>	<b>647</b>	<b>+177</b>	<b>+57</b>	<b>+0</b>	<b>760</b>
Therapy Professions	26	44	56	52	51	+25	+7	-1	60
Health Science/ Diagnostics	68	86	92	91	90	+23	+5	-0	98
Pharmacy	11	14	14	13	13	+3	-0	+0	14
Social Workers	2	4	4	4	5	+3	+1	+1	6
H&SC, Other	2	1	2		1	-1	+0	+1	3
<b>Health &amp; Social Care Professionals</b>	<b>108</b>	<b>148</b>	<b>168</b>	<b>159</b>	<b>161</b>	<b>+53</b>	<b>+12</b>	<b>+1</b>	<b>181</b>
Management (VIII & above)	4	3	4	4	4	+0	+1	+0	4
Administrative/ Supervisory (V to VII)	12	30	45	43	44	+32	+14	+1	49
Clerical (III & IV)	130	159	157	149	148	+19	-10	-1	168
<b>Management &amp; Administrative</b>	<b>145</b>	<b>192</b>	<b>206</b>	<b>197</b>	<b>196</b>	<b>+51</b>	<b>+4</b>	<b>-1</b>	<b>221</b>
Support	169	192	191	190	186	+17	-6	-4	206
<b>General Support</b>	<b>169</b>	<b>192</b>	<b>191</b>	<b>190</b>	<b>186</b>	<b>+17</b>	<b>-6</b>	<b>-4</b>	<b>206</b>
Health Care Assistants	61	93	106	106	105	+45	+13	-1	116
Care, other		1	3	3	3	+3	+2	-0	4
<b>Patient &amp; Client Care</b>	<b>61</b>	<b>94</b>	<b>110</b>	<b>109</b>	<b>108</b>	<b>+48</b>	<b>+15</b>	<b>-1</b>	<b>120</b>



UH Limerick SEP 2024	WTE DEC 2019	WTE DEC 2022	WTE DEC 2023	WTE AUG 2024	WTE SEP 2024	WTE change since DEC 2019	WTE change since DEC 2022	WTE change since AUG 2024	No. SEP 2024
<b>Total UH Limerick</b>	<b>2,814</b>	<b>3,641</b>	<b>3,918</b>	<b>4,003</b>	<b>4,011</b>	<b>+1,198</b>	<b>+371</b>	<b>+9</b>	<b>4,336</b>
Consultants	125	151	172	177	185	+60	+34	+8	197
Registrars	155	190	209	222	221	+66	+32	-0	227
SHO/ Interns	155	205	254	260	270	+114	+65	+10	273
Medical/ Dental, other	1	1	1	1	1	+0	+0	+0	2
<b>Medical &amp; Dental</b>	<b>437</b>	<b>546</b>	<b>635</b>	<b>659</b>	<b>677</b>	<b>+240</b>	<b>+131</b>	<b>+18</b>	<b>699</b>
Nurse/ Midwife Manager	198	266	290	298	298	+100	+32	-0	317
Nurse/ Midwife Specialist & AN/MP	53	78	96	101	104	+51	+26	+2	110
Staff Nurse/ Staff Midwife	756	959	1,004	1,004	996	+240	+38	-7	1,090
Nursing/ Midwifery Student	0	2	1	32	31	+31	+29	-1	62
Nursing/ Midwifery other	6	7	9	9	10	+3	+3	+1	11
<b>Nursing &amp; Midwifery</b>	<b>1,014</b>	<b>1,312</b>	<b>1,399</b>	<b>1,444</b>	<b>1,439</b>	<b>+426</b>	<b>+128</b>	<b>-4</b>	<b>1,590</b>
Therapy Professions	64	94	100	125	129	+65	+35	+4	136
Health Science/ Diagnostics	217	224	252	248	247	+30	+23	-1	271
Pharmacy	37	50	53	54	54	+17	+4	+0	59
Psychologists	3	5	7	8	7	+5	+2	-1	9
Social Workers	10	13	11	15	15	+5	+2	+0	16
H&SC, Other	7	12	13	8	8	+1	-4	+0	9
<b>Health &amp; Social Care Professionals</b>	<b>338</b>	<b>397</b>	<b>437</b>	<b>458</b>	<b>460</b>	<b>+122</b>	<b>+63</b>	<b>+2</b>	<b>500</b>
Management (VIII & above)	25	29	29	29	27	+3	-1	-1	28
Administrative/ Supervisory (V to VII)	77	170	192	186	184	+106	+14	-2	193
Clerical (III & IV)	317	386	394	406	403	+86	+17	-3	434
<b>Management &amp; Administrative</b>	<b>419</b>	<b>585</b>	<b>616</b>	<b>621</b>	<b>614</b>	<b>+195</b>	<b>+29</b>	<b>-6</b>	<b>655</b>
Support	196	519	515	510	507	+311	-12	-4	548
Maintenance/ Technical	32	30	32	29	30	-2	-0	+1	30
<b>General Support</b>	<b>227</b>	<b>549</b>	<b>547</b>	<b>540</b>	<b>537</b>	<b>+309</b>	<b>-13</b>	<b>-3</b>	<b>578</b>
Health Care Assistants	374	249	282	279	281	-93	+32	+2	309
Care, other	5	3	2	3	3	-1	+0	+0	5
<b>Patient &amp; Client Care</b>	<b>379</b>	<b>252</b>	<b>285</b>	<b>282</b>	<b>285</b>	<b>-94</b>	<b>+32</b>	<b>+2</b>	<b>314</b>



UH Waterford SEP 2024	WTE DEC 2019	WTE DEC 2022	WTE DEC 2023	WTE AUG 2024	WTE SEP 2024	WTE change since DEC 2019	WTE change since DEC 2022	WTE change since AUG 2024	No. SEP 2024
<b>Total UH Waterford</b>	<b>1,949</b>	<b>2,437</b>	<b>2,742</b>	<b>2,815</b>	<b>2,805</b>	<b>+857</b>	<b>+368</b>	<b>-10</b>	<b>3,045</b>
Consultants	110	139	150	159	163	+53	+24	+4	170
Registrars	110	141	151	167	170	+60	+30	+3	172
SHO/ Interns	111	135	164	168	170	+59	+35	+2	173
Medical/ Dental, other	1	1	1	1	1	+0	+0	+0	1
<b>Medical &amp; Dental</b>	<b>332</b>	<b>415</b>	<b>466</b>	<b>496</b>	<b>504</b>	<b>+172</b>	<b>+89</b>	<b>+9</b>	<b>516</b>
Nurse/ Midwife Manager	148	168	193	191	188	+40	+20	-3	203
Nurse/ Midwife Specialist & AN/MP	32	50	76	77	78	+45	+28	+0	82
Staff Nurse/ Staff Midwife	549	691	796	828	823	+274	+131	-6	896
Nursing/ Midwifery Student	10	5	5	16	16	+6	+11	-0	30
Nursing/ Midwifery other	5	5	6	9	9	+4	+4	-0	11
<b>Nursing &amp; Midwifery</b>	<b>744</b>	<b>919</b>	<b>1,076</b>	<b>1,122</b>	<b>1,113</b>	<b>+369</b>	<b>+194</b>	<b>-9</b>	<b>1,222</b>
Therapy Professions	55	89	94	93	93	+38	+4	-0	105
Health Science/ Diagnostics	168	207	221	224	221	+53	+14	-3	251
Pharmacy	24	46	47	44	45	+21	-1	+1	51
Psychologists			1	1	1	+1	+1	+0	1
Social Workers	3	5	9	8	8	+5	+3	-0	8
H&SC, Other	5	8	8	3	4	-1	-4	+1	6
<b>Health &amp; Social Care Professionals</b>	<b>255</b>	<b>355</b>	<b>380</b>	<b>373</b>	<b>371</b>	<b>+116</b>	<b>+17</b>	<b>-2</b>	<b>422</b>
Management (VIII & above)	7	10	9	10	10	+3	+0	+0	10
Administrative/ Supervisory (V to VII)	49	87	100	93	92	+44	+5	-1	97
Clerical (III & IV)	268	290	331	329	327	+59	+37	-2	352
<b>Management &amp; Administrative</b>	<b>324</b>	<b>387</b>	<b>440</b>	<b>432</b>	<b>429</b>	<b>+106</b>	<b>+43</b>	<b>-3</b>	<b>459</b>
Support	200	228	245	254	247	+48	+20	-7	272
Maintenance/ Technical	16	19	22	20	20	+4	+1	-0	20
<b>General Support</b>	<b>215</b>	<b>246</b>	<b>267</b>	<b>274</b>	<b>267</b>	<b>+52</b>	<b>+21</b>	<b>-7</b>	<b>292</b>
Health Care Assistants	77	114	112	117	118	+42	+4	+1	132
Care, other	2	1	2	2	2	+0	+1	+0	2
<b>Patient &amp; Client Care</b>	<b>79</b>	<b>115</b>	<b>114</b>	<b>119</b>	<b>120</b>	<b>+42</b>	<b>+5</b>	<b>+1</b>	<b>134</b>



ULHG HQ SEP 2024	WTE DEC 2019	WTE DEC 2022	WTE DEC 2023	WTE AUG 2024	WTE SEP 2024	WTE change since DEC 2019	WTE change since DEC 2022	WTE change since AUG 2024	No. SEP 2024
<b>Total ULHG HQ</b>	<b>6</b>	<b>12</b>	<b>16</b>	<b>15</b>	<b>15</b>	<b>+9</b>	<b>+3</b>	<b>-0</b>	<b>16</b>
Nurse/ Midwife Manager	1	1	1	1	2	+1	+1	+1	2
<b>Nursing &amp; Midwifery</b>	<b>1</b>	<b>1</b>	<b>1</b>	<b>1</b>	<b>2</b>	<b>+1</b>	<b>+1</b>	<b>+1</b>	<b>2</b>
Management (VIII & above)	4	8	11	10	10	+6	+2	-0	11
Administrative/ Supervisory (V to VII)	1	2	3	3	3	+2	+1	+0	3
Clerical (III & IV)		1	1	1			-1	-1	
<b>Management &amp; Administrative</b>	<b>5</b>	<b>11</b>	<b>15</b>	<b>14</b>	<b>13</b>	<b>+8</b>	<b>+2</b>	<b>-1</b>	<b>14</b>



UMH Limerick SEP 2024	WTE DEC 2019	WTE DEC 2022	WTE DEC 2023	WTE AUG 2024	WTE SEP 2024	WTE change since DEC 2019	WTE change since DEC 2022	WTE change since AUG 2024	No. SEP 2024
<b>Total UMH Limerick</b>	<b>375</b>	<b>384</b>	<b>413</b>	<b>425</b>	<b>421</b>	<b>+46</b>	<b>+37</b>	<b>-5</b>	<b>480</b>
Consultants	16	15	18	21	21	+6	+6	+0	22
Registrars	16	14	19	17	19	+3	+5	+2	19
SHO/ Interns	17	14	17	20	20	+3	+6	-0	20
<b>Medical &amp; Dental</b>	<b>48</b>	<b>43</b>	<b>54</b>	<b>58</b>	<b>60</b>	<b>+11</b>	<b>+17</b>	<b>+1</b>	<b>61</b>
Nurse/ Midwife Manager	33	41	47	49	49	+17	+8	-0	56
Nurse/ Midwife Specialist & AN/MP	4	6	7	7	7	+3	+0	-0	7
Staff Nurse/ Staff Midwife	166	166	160	156	153	-13	-13	-3	181
Nursing/ Midwifery Student	19	2	5	16	16	-3	+14	-1	27
Nursing/ Midwifery other	3	5	4	5	5	+1	-1	+0	5
<b>Nursing &amp; Midwifery</b>	<b>225</b>	<b>221</b>	<b>224</b>	<b>233</b>	<b>229</b>	<b>+5</b>	<b>+9</b>	<b>-4</b>	<b>276</b>
Therapy Professions	2	1	2	2	2	-1	+1	-0	2
Health Science/ Diagnostics	1	1	1	1	1	-0	+0	+0	1
Social Workers	1					-1			
H&SC, Other				1	1	+1	+1	+0	1
<b>Health &amp; Social Care Professionals</b>	<b>4</b>	<b>1</b>	<b>2</b>	<b>3</b>	<b>3</b>	<b>-2</b>	<b>+1</b>	<b>-0</b>	<b>4</b>
Management (VIII & above)		1	1	1	1	+1	+0	+0	1
Administrative/ Supervisory (V to VII)	2	5	5	5	5	+3	+0	+0	5
Clerical (III & IV)	34	37	39	39	39	+4	+2	-1	40
<b>Management &amp; Administrative</b>	<b>36</b>	<b>43</b>	<b>45</b>	<b>45</b>	<b>44</b>	<b>+8</b>	<b>+2</b>	<b>-1</b>	<b>46</b>
Support	21	51	52	51	50	+30	-1	-1	56
<b>General Support</b>	<b>21</b>	<b>51</b>	<b>52</b>	<b>51</b>	<b>50</b>	<b>+30</b>	<b>-1</b>	<b>-1</b>	<b>56</b>
Health Care Assistants	39	25	36	34	34	-6	+9	-1	36
Care, other	1	0	0	0	0	-1	+0	+0	1
<b>Patient &amp; Client Care</b>	<b>40</b>	<b>25</b>	<b>36</b>	<b>35</b>	<b>34</b>	<b>-6</b>	<b>+9</b>	<b>-1</b>	<b>37</b>



Wexford General SEP 2024	WTE DEC 2019	WTE DEC 2022	WTE DEC 2023	WTE AUG 2024	WTE SEP 2024	WTE change since DEC 2019	WTE change since DEC 2022	WTE change since AUG 2024	No. SEP 2024
<b>Total Wexford General</b>	<b>1,024</b>	<b>1,166</b>	<b>1,205</b>	<b>1,222</b>	<b>1,232</b>	<b>+208</b>	<b>+66</b>	<b>+10</b>	<b>1,350</b>
Consultants	34	35	40	41	43	+10	+8	+2	47
Registrars	52	50	56	50	53	+0	+2	+3	53
SHO/ Interns	62	71	75	82	84	+22	+13	+2	86
Medical/ Dental, other	5	8	8	9	9	+4	+1	+0	10
<b>Medical &amp; Dental</b>	<b>153</b>	<b>164</b>	<b>179</b>	<b>182</b>	<b>189</b>	<b>+36</b>	<b>+25</b>	<b>+7</b>	<b>196</b>
Nurse/ Midwife Manager	84	103	110	110	109	+25	+6	-1	119
Nurse/ Midwife Specialist & AN/MP	19	29	28	31	28	+10	-1	-3	33
Staff Nurse/ Staff Midwife	292	336	334	359	361	+69	+26	+3	411
Nursing/ Midwifery Student	1	1		4	7	+6	+6	+3	8
<b>Nursing &amp; Midwifery</b>	<b>395</b>	<b>468</b>	<b>473</b>	<b>503</b>	<b>506</b>	<b>+111</b>	<b>+37</b>	<b>+2</b>	<b>571</b>
Therapy Professions	25	25	28	29	30	+5	+5	+1	33
Health Science/ Diagnostics	37	43	39	44	43	+6	-1	-1	47
Pharmacy	11	15	17	16	17	+6	+2	+1	17
Social Workers	1	1	2	4	4	+3	+3	-0	4
<b>Health &amp; Social Care Professionals</b>	<b>74</b>	<b>84</b>	<b>87</b>	<b>93</b>	<b>93</b>	<b>+19</b>	<b>+10</b>	<b>+1</b>	<b>101</b>
Management (VIII & above)	2	5	5	5	5	+3	+0	-0	5
Administrative/ Supervisory (V to VII)	15	35	36	34	33	+19	-2	-0	35
Clerical (III & IV)	115	109	110	104	103	-12	-6	-1	112
<b>Management &amp; Administrative</b>	<b>132</b>	<b>149</b>	<b>150</b>	<b>142</b>	<b>142</b>	<b>+10</b>	<b>-8</b>	<b>-1</b>	<b>152</b>
Support	178	189	196	187	188	+10	-1	+1	208
Maintenance/ Technical	5	7	8	7	8	+3	+0	+0	8
<b>General Support</b>	<b>183</b>	<b>197</b>	<b>205</b>	<b>194</b>	<b>195</b>	<b>+12</b>	<b>-1</b>	<b>+1</b>	<b>216</b>
Health Care Assistants	86	103	110	107	106	+20	+3	-1	113
Care, other	2	1	1	1	1	-1	+0	+0	1
<b>Patient &amp; Client Care</b>	<b>88</b>	<b>104</b>	<b>111</b>	<b>108</b>	<b>107</b>	<b>+19</b>	<b>+3</b>	<b>-1</b>	<b>114</b>



# Employment Report by Grade Group: SEP 2024

SEP 2024	WTE DEC 2019	WTE DEC 2022	WTE DEC 2023	WTE AUG 2024	WTE SEP 2024	WTE change since DEC 2019	WTE change since DEC 2022	WTE change since AUG 2024	No. SEP 2024
<b>Overall</b>	<b>62,538</b>	<b>74,055</b>	<b>79,578</b>	<b>80,863</b>	<b>80,735</b>	<b>+18,196</b>	<b>+6,680</b>	<b>-128</b>	<b>88,883</b>
Consultant Anaesthesia	403	449	486	518	521	+117	+72	+3	554
Consultant Dentistry	6	6	7	7	6	+0	+0	-0	8
Consultant Emergency Medicine	108	156	185	199	198	+90	+42	-1	215
Consultant Intensive Care Medicine	16	23	26	27	25	+9	+2	-1	27
Consultant Medicine	804	1,039	1,152	1,220	1,229	+425	+190	+9	1,338
Consultant Obstetrics & Gynaecology	161	178	199	202	205	+44	+27	+3	222
Consultant Paediatrics	193	234	254	266	268	+75	+34	+2	288
Consultant Pathology	253	292	303	318	324	+72	+33	+7	351
Consultant Psychiatry	24	29	31	34	34	+10	+5	-1	39
Consultant Radiology	275	300	329	349	349	+74	+49	+0	369
Consultant Surgery	539	624	671	689	696	+157	+72	+8	751
<b>Consultants</b>	<b>2,782</b>	<b>3,329</b>	<b>3,644</b>	<b>3,828</b>	<b>3,856</b>	<b>+1,074</b>	<b>+527</b>	<b>+28</b>	<b>4,162</b>
Registrar	1,700	1,965	2,144	2,226	2,256	+556	+291	+30	2,308
Senior Registrar	112	125	129	129	131	+18	+6	+2	136
Specialist Registrar	1,131	1,399	1,438	1,522	1,519	+389	+120	-2	1,554
<b>Registrars</b>	<b>2,943</b>	<b>3,489</b>	<b>3,711</b>	<b>3,877</b>	<b>3,906</b>	<b>+963</b>	<b>+416</b>	<b>+29</b>	<b>3,998</b>
Interns	718	810	855	865	857	+139	+47	-8	860
Senior House Officer	2,077	2,523	2,861	2,859	2,937	+860	+414	+78	2,978
<b>SHO/ Interns</b>	<b>2,795</b>	<b>3,333</b>	<b>3,716</b>	<b>3,723</b>	<b>3,794</b>	<b>+999</b>	<b>+461</b>	<b>+71</b>	<b>3,838</b>
Dentists	10	8	8	6	7	-3	-2	+1	8
Other Medical	50	67	66	76	78	+28	+11	+2	124
<b>Medical/ Dental, other</b>	<b>60</b>	<b>75</b>	<b>74</b>	<b>82</b>	<b>85</b>	<b>+26</b>	<b>+10</b>	<b>+3</b>	<b>132</b>
<b>Medical &amp; Dental</b>	<b>8579</b>	<b>10227</b>	<b>11145</b>	<b>11510</b>	<b>11641</b>	<b>+3,062</b>	<b>+1,414</b>	<b>+130</b>	<b>12,130</b>
Clinical Nurse/ Midwife Manager 1	1,071	1,203	1,287	1,312	1,302	+230	+98	-10	1,413
Clinical Nurse/ Midwife Manager 2	2,710	3,402	3,662	3,635	3,621	+911	+219	-14	4,023
Clinical Nurse/ Midwife Manager 3	414	495	532	556	546	+132	+51	-9	571
Director Nursing/Midwifery, Assistant	430	520	580	581	581	+151	+61	+0	622
Director of Nursing/Midwifery	79	96	105	102	102	+23	+6	-0	103
<b>Nurse/ Midwife Manager</b>	<b>4,705</b>	<b>5,716</b>	<b>6,166</b>	<b>6,185</b>	<b>6,152</b>	<b>+1,447</b>	<b>+436</b>	<b>-34</b>	<b>6,732</b>
Advanced Nurse/ Midwife Practitioner	244	443	538	590	613	+369	+169	+22	641
Adv. Nurse/ Midwife, Candidate	92	237	356	354	346	+254	+109	-7	356
Clinical Nurse/ Midwife Spec., Candidate			5	36	36	+36	+36	+0	37
Clinical Nurse/ Midwife Specialist	952	1,216	1,358	1,373	1,370	+419	+154	-3	1,562
<b>Nurse/ Midwife Specialist &amp; AN/MP</b>	<b>1,288</b>	<b>1,897</b>	<b>2,257</b>	<b>2,353</b>	<b>2,365</b>	<b>+1,078</b>	<b>+469</b>	<b>+13</b>	<b>2,596</b>
Nursing Bank	31	6	5	4	2	-29	-4	-1	7
Staff Midwives	1,450	1,426	1,351	1,396	1,378	-73	-48	-18	1,636
Staff Nurse [Intellectual Disability]			2	2	2	+2	+2	+0	2
Staff Nurse [Psychiatric]	28	21	23	26	27	-1	+6	+1	31
Staff Nurses [General/ Children's]	15,167	17,905	19,606	20,196	20,046	+4,878	+2,140	-150	22,058
<b>Staff Nurse/ Staff Midwife</b>	<b>16,676</b>	<b>19,359</b>	<b>20,988</b>	<b>21,624</b>	<b>21,454</b>	<b>+4,778</b>	<b>+2,096</b>	<b>-169</b>	<b>23,734</b>
Public Health Nurse	1					-1			





SEP 2024	WTE DEC 2019	WTE DEC 2022	WTE DEC 2023	WTE AUG 2024	WTE SEP 2024	WTE change since DEC 2019	WTE change since DEC 2022	WTE change since AUG 2024	No. SEP 2024
<b>Overall</b>	<b>62,538</b>	<b>74,055</b>	<b>79,578</b>	<b>80,863</b>	<b>80,735</b>	<b>+18,196</b>	<b>+6,680</b>	<b>-128</b>	<b>88,883</b>
<b>Public Health Nurse</b>	<b>1</b>					<b>-1</b>			
Nursing/ Midwifery awaiting registration	153	261	153	20	137	-16	-124	+117	160
Post-registration Nurse/ Midwife Student	195	140	127	89	126	-70	-14	+37	152
Pre-registration Nurse/ Midwife Intern	83	137	71	553	407	+325	+271	-146	869
<b>Nursing/ Midwifery Student</b>	<b>431</b>	<b>538</b>	<b>351</b>	<b>662</b>	<b>670</b>	<b>+239</b>	<b>+132</b>	<b>+9</b>	<b>1,181</b>
Nursing Education/Clinical	191	179	198	201	203	+12	+24	+2	235
Other Nursing/ Midwifery	33	6	8	6	8	-25	+2	+2	9
<b>Nursing/ Midwifery other</b>	<b>224</b>	<b>185</b>	<b>206</b>	<b>207</b>	<b>211</b>	<b>-13</b>	<b>+26</b>	<b>+4</b>	<b>244</b>
<b>Nursing &amp; Midwifery</b>	<b>23325</b>	<b>27694</b>	<b>29968</b>	<b>31030</b>	<b>30852</b>	<b>+7,527</b>	<b>+3,158</b>	<b>-178</b>	<b>34,487</b>
Dietitians	393	475	517	520	527	+134	+53	+7	599
Occupational Therapists	368	528	577	601	605	+237	+77	+4	655
Orthoptists	22	20	18	20	19	-3	-1	-0	25
Physiotherapists	992	1,221	1,286	1,290	1,306	+313	+84	+16	1,468
Podiatrists & Chiropodists	34	34	35	35	34	+0	-0	-1	41
Speech & Language Therapists	198	285	308	297	297	+99	+12	+0	342
<b>Therapy Professions</b>	<b>2,008</b>	<b>2,563</b>	<b>2,741</b>	<b>2,762</b>	<b>2,789</b>	<b>+781</b>	<b>+225</b>	<b>+26</b>	<b>3,130</b>
Audiology	28	43	44	44	44	+17	+2	+0	48
Biochemists	72	65	73	68	67	-5	+2	-1	72
Cardiac Physiologists	227	251	264	271	273	+45	+22	+2	302
Clinical Engineering	142	161	182	180	178	+35	+16	-2	183
Dosimetrists	13	16	17	18	17	+4	+2	-0	20
E.C.G. Technicians	10	8	8	9	8	-2	-0	-1	10
Gastrointestinal Physiologists	2	5	6	6	6	+4	+1	-0	6
Medical Science	1,885	2,031	2,074	2,099	2,090	+205	+58	-9	2,312
Neuro-Physiologists	50	55	52	50	50	+0	-5	-1	57
Perfusionists	22	19	18	18	18	-4	-2	-0	20
Phlebotomists	168	229	251	262	256	+88	+28	-6	324
Physicists	181	192	209	218	220	+39	+28	+2	233
Radiation Therapists	199	205	204	211	216	+17	+11	+5	236
Radiographers	1,146	1,409	1,435	1,452	1,458	+312	+49	+6	1,630
Respiratory Physiologists	65	72	84	84	85	+20	+13	+1	90
Vascular Physiologists	29	32	34	34	33	+4	+1	-0	37
<b>Health Science/ Diagnostics</b>	<b>4,239</b>	<b>4,793</b>	<b>4,954</b>	<b>5,023</b>	<b>5,018</b>	<b>+780</b>	<b>+225</b>	<b>-4</b>	<b>5,580</b>
Social Care	3	3	3	3	3	-1	-1	-0	4
<b>Social Care</b>	<b>3</b>	<b>3</b>	<b>3</b>	<b>3</b>	<b>3</b>	<b>-1</b>	<b>-1</b>	<b>-0</b>	<b>4</b>
Pharmacists	530	646	687	699	711	+181	+66	+12	794
Pharmacy Technicians	370	487	516	525	529	+159	+42	+4	594
<b>Pharmacy</b>	<b>901</b>	<b>1,133</b>	<b>1,203</b>	<b>1,224</b>	<b>1,241</b>	<b>+340</b>	<b>+107</b>	<b>+17</b>	<b>1,388</b>
Psychologists	101	136	175	169	173	+73	+37	+4	208
<b>Psychologists</b>	<b>101</b>	<b>136</b>	<b>175</b>	<b>169</b>	<b>173</b>	<b>+73</b>	<b>+37</b>	<b>+4</b>	<b>208</b>
Social Workers	355	441	505	509	507	+152	+67	-1	571
<b>Social Workers</b>	<b>355</b>	<b>441</b>	<b>505</b>	<b>509</b>	<b>507</b>	<b>+152</b>	<b>+67</b>	<b>-1</b>	<b>571</b>
Counsellor Therapists	5	4	6	9	9	+4	+5	+0	12
Dental Hygienists	1	1	1	1	1	+0	+0	+0	2

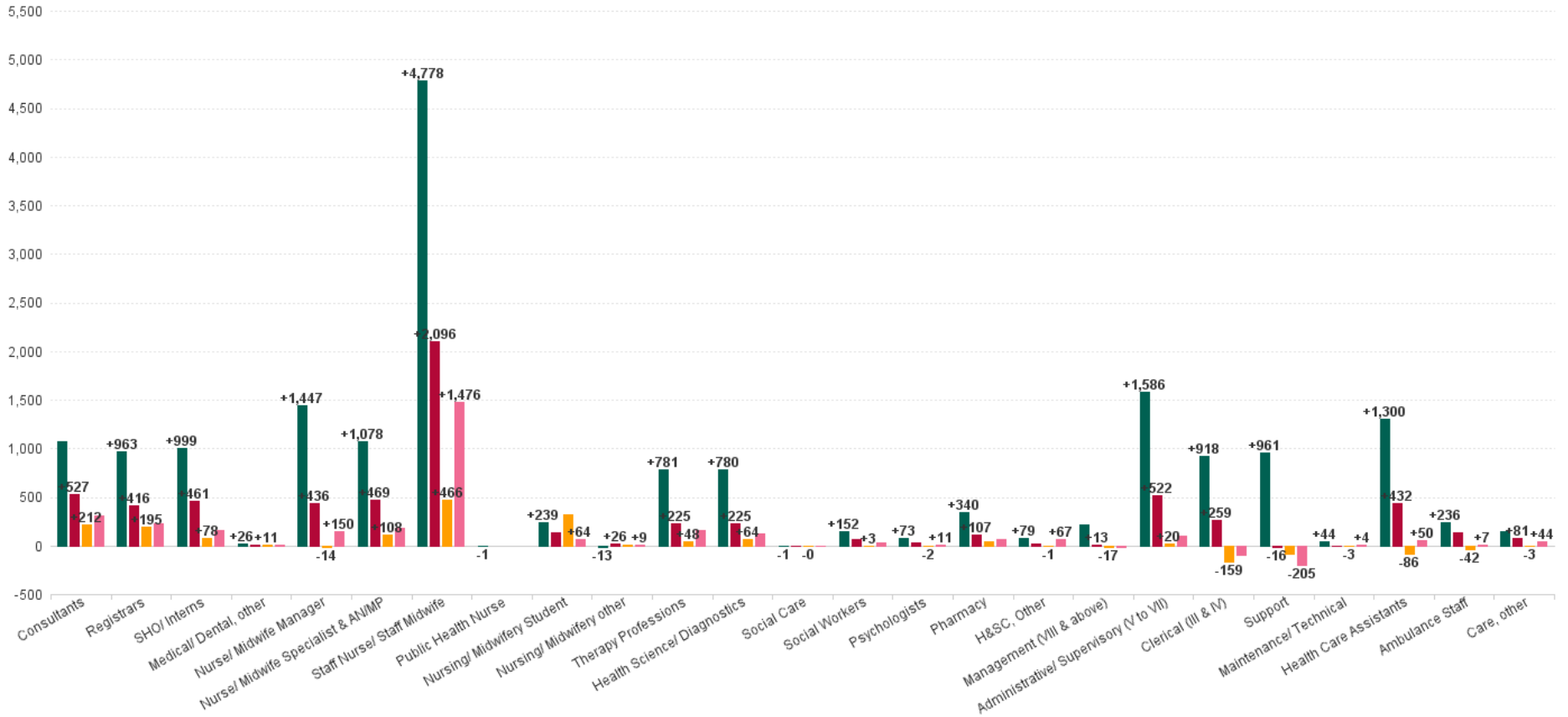


SEP 2024	WTE DEC 2019	WTE DEC 2022	WTE DEC 2023	WTE AUG 2024	WTE SEP 2024	WTE change since DEC 2019	WTE change since DEC 2022	WTE change since AUG 2024	No. SEP 2024
<b>Overall</b>	<b>62,538</b>	<b>74,055</b>	<b>79,578</b>	<b>80,863</b>	<b>80,735</b>	<b>+18,196</b>	<b>+6,680</b>	<b>-128</b>	<b>88,883</b>
HSCP Trainees/Students	69	85	93	47	39	-30	-45	-8	60
Other Health & Social Care	50	73	93	129	145	+95	+72	+16	171
Play Therapists/ Specialists	25	33	32	31	33	+8	-0	+3	42
Vaccinators		10	6	1	2	+2	-9	+1	4
<b>H&amp;SC, Other</b>	<b>151</b>	<b>207</b>	<b>230</b>	<b>217</b>	<b>229</b>	<b>+79</b>	<b>+22</b>	<b>+13</b>	<b>291</b>
<b>Health &amp; Social Care Professionals</b>	<b>7757</b>	<b>9277</b>	<b>9811</b>	<b>9906</b>	<b>9961</b>	<b>+2,204</b>	<b>+683</b>	<b>+55</b>	<b>11,172</b>
CEO/Chief Officer	21	25	23	28	25	+4	+0	-3	25
General Managers	125	146	176	173	173	+48	+27	+0	176
National Director		3	3	2	2	+2	-1	+0	2
National Director, Assistant	46	66	71	66	62	+16	-5	-4	63
Other Executives	30	36	43	44	45	+15	+10	+1	46
VIII	296	444	434	425	425	+129	-19	+0	436
<b>Management (VIII &amp; above)</b>	<b>518</b>	<b>720</b>	<b>750</b>	<b>738</b>	<b>733</b>	<b>+215</b>	<b>+13</b>	<b>-5</b>	<b>748</b>
Middle Management (V-VII)	2,311	3,373	3,877	3,890	3,902	+1,591	+529	+13	4,113
Other Administrative	15	17	14	10	10	-5	-7	+0	10
<b>Administrative/ Supervisory (V to VII)</b>	<b>2,326</b>	<b>3,390</b>	<b>3,892</b>	<b>3,899</b>	<b>3,912</b>	<b>+1,586</b>	<b>+522</b>	<b>+13</b>	<b>4,123</b>
General Administrative (III & IV)	6,605	7,264	7,682	7,573	7,523	+918	+259	-50	8,468
<b>Clerical (III &amp; IV)</b>	<b>6,605</b>	<b>7,264</b>	<b>7,682</b>	<b>7,573</b>	<b>7,523</b>	<b>+918</b>	<b>+259</b>	<b>-50</b>	<b>8,468</b>
<b>Management &amp; Administrative</b>	<b>9449</b>	<b>11373</b>	<b>12325</b>	<b>12211</b>	<b>12168</b>	<b>+2,719</b>	<b>+795</b>	<b>-43</b>	<b>13,339</b>
Catering	474	469	1,638	1,939	1,947	+1,473	+1,478	+8	2,248
Household Services	2,705	3,250	2,048	1,686	1,674	-1,031	-1,576	-11	1,929
Other Labs & Associated	383	615	655	675	644	+261	+29	-32	702
Other Support	736	772	799	802	796	+60	+24	-6	883
Portering	1,259	1,428	1,459	1,476	1,457	+198	+29	-19	1,536
<b>Support</b>	<b>5,556</b>	<b>6,533</b>	<b>6,600</b>	<b>6,578</b>	<b>6,518</b>	<b>+961</b>	<b>-16</b>	<b>-60</b>	<b>7,298</b>
Maintenance	505	542	546	533	539	+34	-3	+6	552
Technical Services	24	29	30	33	34	+10	+5	+1	34
<b>Maintenance/ Technical</b>	<b>529</b>	<b>571</b>	<b>576</b>	<b>566</b>	<b>573</b>	<b>+44</b>	<b>+2</b>	<b>+7</b>	<b>586</b>
<b>General Support</b>	<b>6085</b>	<b>7104</b>	<b>7176</b>	<b>7144</b>	<b>7090</b>	<b>+1,005</b>	<b>-14</b>	<b>-53</b>	<b>7,884</b>
Attendant/ Aide	1,657	1,244	1,324	1,291	1,290	-366	+46	-1	1,420
Health Care Assistant/ Care Assistant	3,565	4,752	5,124	5,124	5,098	+1,533	+346	-26	5,670
Health & Social Care Assistants	129	223	288	263	262	+133	+39	-1	292
<b>Health Care Assistants</b>	<b>5,350</b>	<b>6,218</b>	<b>6,736</b>	<b>6,677</b>	<b>6,650</b>	<b>+1,300</b>	<b>+432</b>	<b>-27</b>	<b>7,382</b>
Ambulance Control	179	164	214	235	235	+56	+71	-0	242
Ambulance Education	162	203	234	291	301	+139	+98	+10	312
Ambulance Officers	78	87	73	33	23	-55	-63	-10	24
Pre-Hospital Care (Ambulance)	1,406	1,477	1,581	1,512	1,502	+95	+25	-10	1,550
<b>Ambulance Staff</b>	<b>1,825</b>	<b>1,931</b>	<b>2,103</b>	<b>2,071</b>	<b>2,061</b>	<b>+236</b>	<b>+130</b>	<b>-10</b>	<b>2,128</b>
Health Promotion	2	4	4	4	4	+2	-0	+0	5
Other Care Grades	79	143	224	227	228	+149	+84	+1	248
Pastoral Care	87	80	82	81	79	-8	-2	-2	106
Workshop Services	1	2	4	1	1	+0	-1	+0	2
<b>Care, other</b>	<b>168</b>	<b>230</b>	<b>314</b>	<b>313</b>	<b>311</b>	<b>+144</b>	<b>+81</b>	<b>-2</b>	<b>361</b>
<b>Patient &amp; Client Care</b>	<b>7343</b>	<b>8379</b>	<b>9153</b>	<b>9061</b>	<b>9022</b>	<b>+1,679</b>	<b>+643</b>	<b>-39</b>	<b>9,871</b>



# WTE Change by Staff Group

■ WTE change since DEC 2019 
 ■ WTE change since DEC 2022 
 ■ WTE change since DEC 2023 
 ■ WTE change since SEP 2023



Acute Services SEP 2024

Month-on-Month Summary

WTE change since AUG 2024	% WTE change since AUG 2024	Overall	Consultants	Registrars	SHO/Interns	Medical/Dental, other	Medical & Dental	Nurse/Midwife Manager	Nurse/Midwife Specialist & ANNP	Staff Nurse/Staff Midwife	Public Health Nurse	Nursing/Midwifery Student	Nursing/Midwifery other	Nursing & Midwifery	Therapy Professions	Health Science/Diagnostics	Social Care	Social Workers	Psychologists	Pharmacy	H&SC, Other	Health & Social Care Professionals	Management (VII & above)	Administrative / Supervisory (V to VI)	Clerical (III & IV)	Management & Administrative	Support	Maintenance/Technical	General Support	Health Care Assistants	Ambulance Staff	Care, other	Patient & Client Care	
<b>Overall</b>	<b>-0.16%</b>	<b>-128.1</b>	<b>+27.7</b>	<b>+29.1</b>	<b>+70.5</b>	<b>+3.2</b>	<b>+130.5</b>	<b>-33.7</b>	<b>+12.7</b>	<b>-169.3</b>		<b>+8.6</b>	<b>+3.7</b>	<b>-177.9</b>	<b>+26.2</b>	<b>-4.3</b>	<b>-0.1</b>	<b>-1.2</b>	<b>+4.5</b>	<b>+16.7</b>	<b>+12.6</b>	<b>+54.5</b>	<b>-5.4</b>	<b>+12.6</b>	<b>-50.0</b>	<b>-42.8</b>	<b>-59.9</b>	<b>+6.8</b>	<b>-53.2</b>	<b>-27.4</b>	<b>-10.3</b>	<b>-1.5</b>	<b>-39.2</b>	
Mater Misericordiae University	-0.42%	-18.5	+5.0	-14.2	-6.9	+0.0	-16.2	-11.9	+0.3	-1.2		+8.5	+1.1	-3.2	-0.2	+4.8		+1.1	+0.8	+1.3	-0.2	+7.6	+1.0	-1.2	+0.9	+0.7	-12.3	+1.0	-11.3	+3.8		+0.1	+3.9	
St. Vincent's University	-0.23%	-9.0	+1.8	+0.0	-0.6	+0.8	+2.1	-3.1	+4.6	-2.7		-29.9	+0.0	-31.2	+10.3	+3.1		+0.6	+0.8	-1.1	+0.2	+13.9	+1.0	+0.9	+0.8	+2.7	+6.1	+0.0	+6.1	-2.1		-0.5	-2.6	
MRH Mullingar	+0.10%	+1.2	-2.0	+2.8	+0.5	+0.1	+1.4	+1.3	-0.0	-0.4		+2.0	+0.0	+2.9	-0.5	+0.3		+0.3	+0.2	+0.3	+0.6	-0.4	+0.1	-2.1	-2.4	-2.3	+0.0	-2.3	+0.9		+0.0	+0.9		
St Luke's General Kilkenny	+0.16%	+2.3	-1.9	+0.1	+3.5	-0.6	+1.1	-0.7	-0.3	-2.8		+4.2	+0.0	+0.4	+0.1	-1.9		+0.9		-0.3	-1.2	-0.2	-0.1	+1.2	+1.0	+1.0	-0.0	+1.0	+0.1		+0.0	+0.0		
Wexford General	+0.80%	+9.7	+2.4	+2.8	+2.1	+0.0	+7.4	-1.0	-2.6	+2.9		+2.8	+0.8	+2.1	+0.8	-0.9		-0.0		+1.0	+0.8	-0.0	-0.2	-0.6	-0.9	+0.6	+0.5	+1.0	-0.7		+0.0	+0.0		
National Maternity	-0.59%	-6.0	+0.6	+0.0	+0.0	+0.0	+0.6	+2.0	-0.3	+3.4		-7.0	+0.0	-1.9	+1.6	+0.0		-0.2	+0.5	+0.0	+0.0	+1.9	+0.0	+0.4	-3.1	-2.8	-3.9	+1.0	-2.9	-1.0		-1.0		
Our Lady's Navan	-0.22%	-1.5	-0.0	+0.4	-2.6		-2.2	+0.1	+0.2	+1.3				+1.5	-0.1	-0.2		+0.0		+0.4		+0.1	+0.0	+0.2	-0.4	-0.2	+0.7	+0.0	+0.7	-1.4		+0.0	-1.4	
St. Columilla's	-0.20%	-1.0	+0.1	+0.1	-0.1		+0.1	+0.1	-1.2	-1.0				-2.1	+1.4	-0.4		-1.2	+0.1	+0.0		-0.2	+0.0	+0.0	-0.0	+0.0	+0.6	-1.0	-0.3	+1.4		+0.0	+0.0	
St. Michael's	-3.58%	-14.9	-1.0	+0.0	+0.0	+0.0	-1.8	-0.3	+0.0	-0.4		-11.5		-12.2	-0.1	-0.6		+1.0		+0.1		-1.0	-0.6	+0.0	-0.0	-1.5	-1.5	+0.1	-0.0	+0.1	-0.2		+0.5	+0.3
Cappagh National Orthopaedic	-0.61%	-3.3	-1.0	+0.0	+0.0		-1.8	+0.0	+0.0	-2.0				+0.0	-2.0	-1.0	+0.0	+0.0	+0.0	+0.0		-1.0	+0.0	+0.2	+0.0	+0.2	+0.0	+0.0	+0.0	+0.0	+0.5		+0.5	
Royal Victoria Eye & Ear	-0.35%	-1.4	-1.0	-1.0	+1.0	+0.0	-1.8	+0.8	-0.8	-1.0				+1.0	+0.0	+0.0	-0.6		+0.2		+0.0	-0.4	+0.0	+0.0	+0.0	+0.0	+0.0	+0.0	+0.0	+0.0	+0.0	+0.0	+0.0	
IEHG HQ	-5.48%	-3.6						-0.1						-0.1		+0.0					-0.3	-0.3	-1.8	-1.8	+0.0	-3.2								
Beaumont	-0.92%	-42.1	+0.0	-4.3	+2.0	+0.1	-2.2	+2.2	+1.6	-20.2		-23.0	+0.0	-39.4	+5.6	-1.7		-1.4	+0.6	+3.7	-0.5	+6.2	+0.0	+1.1	+3.4	+4.5	-1.8	+1.0	-0.8	-1.8		+1.4	-10.4	
Our Lady of Lourdes	-0.32%	-8.3	-1.8	+0.8	+3.9		+2.9	-0.4	-0.4	-7.2		-0.6	+1.8	-6.8	-0.8	+0.2		-0.8		-1.1		-2.5	+0.1	-0.6	-3.3	-3.8	+0.9	+0.2	+1.1	+2.0		-1.2	+0.8	
Connolly	+0.27%	+4.4	-0.4	+1.3	+4.9	+0.2	+6.6	-1.0	+0.5	+6.8		-2.0	+0.0	+4.4	-1.1	-1.6		+0.1		+0.5		-2.2	-0.0	+0.2	-0.5	-0.3	-0.3	+0.7	+0.3	-3.8		+0.0	-3.7	
Cavan General	-0.74%	-9.8	+0.8	+2.6	+1.3		+4.7	-1.8	+0.8	-6.6		-0.0	-0.0	-7.6	-2.7	+0.9		-0.5		+0.4	+0.0	-1.9	+0.0	-1.7	-1.9	-3.6	+0.0	+0.0	+0.0	-1.5		+0.1	-1.4	
Rotunda	+0.71%	+7.3	+2.1	-0.6	-0.0		+1.5	-0.8	+1.3	-2.5		-0.9		-2.9	+0.1	+2.3		+0.9	-0.0	+0.7		+3.9	+0.9	+3.3	+0.3	+4.6	+0.7	-0.0	+0.7	-0.5		+0.0	-0.5	
Louth County	-0.25%	-0.7	+0.0	-0.2			-0.2	+0.1	+0.0	+0.0				+0.1	+0.4	+0.3				+0.0		+0.7	+0.0	+0.0	-0.8	-0.8	-0.1	+0.0	-0.1	-0.1		-0.5	-0.5	
Monaghan	-0.03%	-0.1					+0.0	+0.0	+0.0	-1.2				-1.0	+0.3	+0.0				+0.4		+0.7		+0.0	-0.1	-0.1	+0.0	+0.0	+0.0	+0.4		+0.0	+0.4	
RCSI HQ	-3.92%	-2.7					+0.0	+0.0	-0.0	-0.0				-0.0	+0.0	+0.0		+0.0				+0.0	-2.0	-0.6	+0.0	-2.7								
St. James's	-0.28%	-14.3	+5.0	+7.7	-12.6	+0.9	+0.9	+2.8	+5.2	-19.0		-0.1	-0.0	-11.2	+2.4	-1.7		-1.9	-0.4	+3.5	-4.8	-2.8	+1.3	+8.7	-7.4	+2.5	-3.8	+2.3	-1.5	-2.6		+0.4	-2.2	
St. Luke's Rathgar	+2.09%	+11.5	+0.0	+0.0	+0.0		+0.0	+0.0	+0.0	+0.0				+0.0	+0.5	-6.0		+0.0	+0.0	+0.0	+0.0	+6.5	+0.0	+1.0	+2.0	+3.0	+0.0	+1.0	+1.0	+0.0	+0.0	+1.0		
MRH Portlaoise	-0.54%	-5.0	+0.2	+2.9			+3.1	-2.0	+0.2	-3.1		-0.7	-0.0	-5.7	+0.1	-0.1		+0.0		-0.4		-0.4	+0.0	-0.3	-1.7	-2.8	-0.9	+0.0	-0.9	+0.9		+0.0	+0.9	
MRH Tullamore	-0.01%	-0.1	-0.2	-1.1	+5.1	+0.0	+3.7	-1.6	+0.0	-4.4		+1.7	+0.0	-4.2	+1.4	+3.1		+0.0		-2.1	+0.0	+2.4	+0.1	+0.2	+1.8	+2.1	-1.4	-0.1	-1.4	-2.7		+0.0	-2.7	
Naas General	+0.45%	+4.6	+0.5	+0.7	+5.4		+6.6	-0.2	+0.6	+1.3		+0.5	+0.5	+2.2	+1.1	-1.0		+0.3		-0.1	+0.0	-0.3	-1.0	+1.1	-3.0	-2.9	+0.5	+0.0	+0.5	-2.0		+0.0	-2.0	
Coombe Women & Infants University	+0.09%	+1.0	+0.1	+1.0	+1.0		+2.1	-1.5	+0.1	+4.7		-0.5	+1.0	+3.8	+0.1	+0.0		+0.0	+0.0	+2.0	-1.0	+1.1	+0.0	+0.0	-2.3	-2.3	-3.5	+0.0	-3.5	+0.8		-1.0	-0.2	
Tallaght University	+0.26%	+9.8	-0.3	+2.2	+2.4		+4.3	-4.0	+0.5	+7.8		+0.3	-0.1	+4.6	-1.4	+1.3		-0.7	-0.1	+4.7	+0.7	+4.4	+0.0	+1.0	+2.7	+3.7	-7.8	-1.0	-8.8	+1.6		-0.1	+1.5	
DMHG HQ	-3.38%	-2.6					-0.3	-0.3						-0.3							+0.1	+0.1	-2.2	-0.1	-0.1	-2.4								
UH Limerick	+0.21%	+8.6	+8.3	-0.2	+9.9	+0.0	+17.9	-0.2	+2.5	-7.2		-0.6	+1.0	-4.5	+3.6	-0.9		+0.0	-1.0	+0.2	+0.0	+2.0	-1.4	-2.0	-2.8	-6.2	-3.8	+0.6	-3.1	+2.2		+0.3	+2.5	
UMH Limerick	-1.14%	-4.8	+0.0	+1.6	-0.4		+1.2	-0.1	-0.1	-2.9		-0.9	+0.1	-3.9	-0.1	+0.0				+0.0		-0.1	+0.0	+0.0	-0.8	-0.8	-0.7		-0.7	-0.6		+0.0	-0.6	
Ennis	-0.43%	-1.2	+0.5	+0.0	+0.3		+0.8	-0.5	-0.2	-1.8				-2.5	+0.2	+1.1				-0.3		+1.1	+1.0	+0.0	-1.3	-0.3	-0.4		-0.4	+0.1		+0.0	+0.1	
Nenagh	-0.35%	-1.2	+0.5	+0.0	+0.0		+0.5	+0.4	+0.4	-2.0				-1.3	+0.7	-1.0				-0.0		-0.3		+0.1	+0.1	+0.2	+0.4	+0.0	+0.4	-0.8		+0.0	-0.8	
Coom Orthopaedic	+0.64%	+2.0	+1.8	+0.3	+0.0		+2.1	+0.8	+0.1	-0.7				+0.2	-0.3	+0.0				+0.0		-0.3	+0.0	-0.1	+1.1	+1.1	-1.1	+0.0	-1.1	+1.0		-1.0	-0.1	
St. John's Limerick	+0.37%	+1.5	+0.0	+0.0	+0.0		+0.0	+1.0	+0.0	+0.0		-1.0		+0.0	+1.0	+0.0				+0.0		+1.0	+0.0	+0.0	+0.0	+0.0	+1.1	+0.0	+1.1	-0.7		-0.7		
ULHG HQ	-0.88%	-0.1					+1.0	+1.0						+1.0								-0.1	+0.0	-1.0	-1.1									
Cork University	-0.92%	-49.4	+0.6	+5.1	+8.7	+0.3	+14.7	+9.9	-3.7	-37.2		+0.1	+1.1	-29.8	-2.8	-7.0		+0.0	+0.8	+0.5	+2.1	-6.3	-0.0	-2.3	-6.6	-10.9	-13.7	+0.0	-13.7	-3.6		+0.2	-3.4	
UH Waterford	-0.35%	-9.9	+3.9	+2.8	+1.9	+0.0	+8.5	-2.9	+0.3	-5.5		-0.5	-0.0	-6.6	-0.4	-3.2		-0.1	+0.0	+1.2	+0.7	-1.8	+0.0	-0.7	-1.9	-2.6	-6.6	-0.1	-6.7	+1.3		+0.0	+1.3	
UH Kerry	+0.34%	+5.2	+2.2	+3.3	+3.4		+8.8	+0.9	+1.5	-2.5		+0.3	+0.1	+0.3	-0.7	-0.5		+1.0		+0.0	+1.4	+1.3	+0.0	+0.7	-1.2	-0.5	-4.2	-4.2	-0.5		-0.0	-0.5		
Mercy University	+0.30%	+4.5	-1.6	-0.1	-0.1		-1.8	-0.2	+4.8	+0.3		-0.7	+0.0	+4.2	+1.5	+3.4		+0.0	+0.0	+1.2		+6.0	+0.0	-0.1	-3.9	-4.0	+0.9	+1.0	+1.9	-0.9		-0.9	-1.8	
South Tipperary General	+0.19%	+2.3	+1.2	+3.1	+3.9	-0.1	+8.1	-16.3	-0.7	+13.9		+2.9	+0.0	-0.2	+1.1	+0.0		-0.0		+0.1		+1.2	+0.0	-1.2	-2.5	-3.7	+0.0	+0.0	+0.0	-				

Acute Services SEP 2024

Year-to-Date Summary

WTE change since DEC 2023	% WTE change since DEC 2023	Overall	Consultants	Registrars	SHO/ Interns	Medical/ Dental, other	Medical & Dental	Nurse/ Midwife Manager	Nurse/ Midwife Specialist & ANMP	Staff Nurse/ Staff Midwife	Public Health Nurse	Nursing/ Midwifery Student	Nursing/ Midwifery other	Nursing & Midwifery	Therapy Professors	Health Science/ Diagnostics	Social Care	Social Workers	Psychologists	Pharmacy	HLSC, Other	Health & Social Care Professionals	Management (VIII & above)	Administrative / Supervisory (V to VII)	Clerical (III & IV)	Management & Administrative	Support	Maintenance/ Technical	General Support	Health Care Assistants	Ambulance Staff	Care, other	Patient & Client Care	
<b>Overall</b>	<b>+1.45%</b>	<b>+1,157</b>	<b>+212</b>	<b>+195</b>	<b>+78</b>	<b>+11</b>	<b>+496</b>	<b>-14</b>	<b>+108</b>	<b>+466</b>		<b>+319</b>	<b>+5</b>	<b>+884</b>	<b>+48</b>	<b>+64</b>	<b>-0</b>	<b>+3</b>	<b>-2</b>	<b>+38</b>	<b>-1</b>	<b>+149</b>	<b>-17</b>	<b>+20</b>	<b>-159</b>	<b>-157</b>	<b>-82</b>	<b>-3</b>	<b>-85</b>	<b>-86</b>	<b>-42</b>	<b>-3</b>	<b>-131</b>	
Mater Misericordiae University	+3.06%	+129	+24	+8	+2	+0	+33	+18	+6	-20		-39	-1	+41	+3	+3		+3	+1	+6	-5	+11	+1	+0	+23	+24	-5	+4	-1	+24	-1		+22	
St. Vincent's University	+4.13%	+151	+4	+25	-0	+0	+29	+21	+12	+59		-1	+1	+91	+10	+5		+2	+1	+5	-0	+23	-5	+6	-3	-2	+8	-1	+7	+3			+3	
MRH Mullingar	+1.87%	+21	-1	-0	-3	-1	-4	+0	+1	+30		+10	-0	+41	+3	+0		-1	+0	-3	-1	-1	-2	-1	-4	-6	-6	+0	-6	-2		+0	-2	
St Luke's General Kilkenny	+1.71%	+24	+2	+9	+5	-2	+14	-12	+4	+25		+10	+0	+27	-1	-0		+0		+0		-0	-0	-1	-4	-6	-5	+0	-5	-7		+0	-7	
Wexford General	+2.25%	+27	+3	-3	+9	+1	+10	-1	-0	+27		+7		+33	+2	+3		+2		-1		+6	-0	-2	-7	-9	-8	-1	-9	-3		+0	-3	
National Maternity	+2.89%	+28	-2	+0	-1	+0	-3	+5	-0	+16		+4	+0	+25	+2	+8		-1	+1	+0	+0	+9	+1	+0	-1	-0	-2	+0	-2	+1			+1	
Our Lady's Navan	+4.26%	+28	-1	-3	-8		-12	+5	+2	+16				+23	+3	+0		+0		+1		+5	+0	+0	-1	-1	+1	+0	+1	+13		-1	+12	
St. Columille's	+0.20%	+1	+2	-2	-0		-1	-3	+1	+14				+12	-2	-2		-2	-1	+0		-7	+2	-0	-5	-3	-7	+0	-7	+8		+0	+8	
St. Michael's	-2.81%	-12	+1	+0	-2	+0	-1	-3	+1	+4		-0		+2	-0	-4		+0		-0	-1	-5	+1	+1	-4	-3	-2	-1	-2	-2		+0	-2	
Cappagh National Orthopaedic	+1.59%	+8	-1	-2	-1		-4	+1	+0	+7			+0	+7	+4	+0		-2	+0	+0		+3	+0	-2	+3	+1	-1	+2	+1	+0			+0	
Royal Victoria Eye & Ear	+4.05%	+15	+0	+1	+3	+0	+4	+0	-1	+5			+1	+6	+1	+1		+0		+2	+0	+4	+1	+1	-0	+2	+0		+0	-1			-1	
IEHG HQ	-18.08%	-14						-0						-0		+0		-1		-1	-3	-5	-5	-4	-1	-9								
Beaumont	+0.82%	+37	+22	+9	-23	+0	+8	-1	+20	+22		-24	+0	+18	+4	+16		-2	+0	+2	+5	+26	+1	+20	-3	+18	-17	-1	-18	-16		+1	-14	
Our Lady of Lourdes	+1.49%	+38	+7	+11	+3		+21	-9	+1	+37		+8	-1	+35	-0	+4		+1		-1	-2	+1	-2	+3	-16	-15	-5	-0	-5	+1		+0	+2	
Connolly	-0.57%	-9	+0	+1	+5	+0	+7	-3	+1	+20		+3	-1	+20	+2	-7		+0		-3		-8	-0	+1	-13	-13	-5	-0	-5	-11		+1	-10	
Cavan General	-0.96%	-13	-1	-2	-7		-10	-2	+2	+26		-3	-0	+23	-6	+1		+0		-0	-2	-6	-1	-1	-5	-7	-2	+0	-2	-10	-0	-0	-10	
Rolunds	+2.40%	+24	+3	+3	+2		+8	+1	+1	-5		+0		-4	-0	+3		+1	-0	+2		+6	+1	+3	+4	+8	+6	+1	+7	-1	+0	+0	-1	
Louth County	-2.37%	-7	+0	-1			-1	+1	-1	+2				+2	+0	-1				+0		-1	+0	+0	-1	-1	-4	+1	-3	-3	-3	-1	-1	-4
Monaghan	+2.73%	+5						+2	-1	-0				+1	+3	+0				-0		+3	+0	+0	-0	-0	+0	+0	+0	+0	+0	+0	+0	
RCSI HQ	-5.08%	-4				+0	+0	+1						+1	+0	+0		+0				+0	-2	-3	-0	-5								
St. James's	+3.13%	+155	+3	-0	+1	+3	+7	+14	+13	+50		+29	+0	+106	+4	+1		-1	-1	+6	+2	+11	+3	+17	-3	+17	-4	+6	+2	+12	+0	+0	+13	
St. Luke's Rathgar	+2.00%	+11	+1	-1	+2		+2	-1	+0	-1				-2	-1	+11		+0	+0	+0	+0	+11	+0	-1	-1	-2	-2	+0	-2	+4	+0	+0	+4	
MRH Portlaoise	+1.31%	+12	+6	-1	+6		+12	-4	+4	+5		+3	-0	+9	+2	+1		+1		-1		+2	+0	-1	-4	-5	-1	+1	-6	-6	+0	+0	-6	
MRH Tullamore	+1.20%	+17	+9	-1	+3	+0	+12	-2	+2	+23		+3	-1	+25	+2	+2		+2		-1	+0	+6	+1	-1	-9	-9	-7	-0	-7	-10	+0	+0	-10	
Naas General	+3.59%	+36	+1	+10	+6		+16	-3	+3	+26		+16	-3	+27	-3	-2		+3		+2	+2	+2	+0	-2	-6	-8	-1	+0	-6	-1	+0	+0	-1	
Coombe Women & Infants University	+7.40%	+73	-1	+6	+5		+9	+10	+4	+29		+8	-2	+9	+3	+2		+1	+0	+1	-2	+6	+0	+7	+5	+12	-4	-1	-5	+4	-2	-2	+2	
Tallaght University	+5.88%	+209	+13	+6	+10		+29	-22	+30	+88		+14	-0	+110	-1	+21		-2	+1	+14	-0	+32	-0	+4	+25	+29	+11	-1	+10	-0	-1	-1	-1	
DMHG HQ	-2.17%	-2						-3						-3							-0	-4	+3	+2	+2									
UH Limerick	+2.38%	+93	+13	+13	+16	+0	+42	+8	+8	-8		+30	+1	+40	+28	-5		+4	+0	+1	+1	+23	-2	-8	+9	-1	-8	-2	-11	-1	-1	+1	+0	
UMH Limerick	+1.82%	+8	+3	-0	+3		+6	+2	-1	-6		+10	+0	+5	+0	+0					+1	+1	+0	+0	-1	-1	-2	-2	+0	-2	-2	+0	-2	
Ennis	+4.65%	+13	+0	+0	-0		+0	-1	+2	+7				+8	+0	+3				+1		+4	+1	+0	-5	-4	+2		+2	+3	+0	+3		
Nenagh	+0.46%	+2	+1	+0	+1		+2	+2	+0	-1				+1	+1	-0				-0		+0		-1	-3	-3	+5	+0	+5	-3	+0	+0	-3	
Croom Orthopaedic	-3.53%	-11	+1	-1	-2		-2	+0	-0	-5				-5	+0	+0					+1	+1		-0	-2	-2	-4	+0	-4	+1	+0	-1	+0	
St. John's Limerick	+5.62%	+21	+0	+2	+5		+7	+6	+0	+13		-1	+0	+17	+1	+0				+2		+4	+0	-3	-0	-3	-0	-1	-1	-2	-1	-1	-2	
ULHG HQ	-8.64%	-1						+1						+1								-1	+0	-1	-2									
Cork University	+1.21%	+63	+24	+41	+11	+0	+77	-1	+1	+34		+34	-0	+68	-11	-4		-0	+1	-2	-7	-23	-1	-8	-29	-38	-13	+0	-13	-16		+7	-9	
UH Waterford	+2.32%	+64	+13	+19	+6	+0	+39	-5	+2	+26		+11	+3	+38	-1	+0		-1	+0	-2	-5	-8	+1	-8	-4	-11	+2	-2	+0	+6	+0	+0	+6	
UH Kerry	-0.34%	-5	+12	+2	-2		+12	-5	+2	-12		+19	+1	+6	-5	-2		+1		-0	-1	-7	+0	-1	-9	-10	-5	-1	-5	-1	-0	-0	-1	
Mercy University	-1.82%	-28	-1	-3	-5		-8	-8	+4	-12		+7	+0	-7	-1	+9		+0	+0	-1	-2	+6	+2	-2	-11	-11	-7	+3	-4	-3	-0	-0	-4	
South Tipperary General	+2.16%	+25	+5	-1	+1	+1	+6	-8	-2	+26		+9	+0	+25	+2	+0		+1		+0		+3	+0	-2	-4	-6	+4	-0	+4	-6		+0	-6	
South Infirmary Victoria University	+6.09%	+55	+7	+1	+2		+10	+0	-3	+6		+6	+0	+10	+2	+0		+1	+1	+0	+1	+5	-1	-1	+22	+21	+4	+0	+4	+5	+0	+5		
Bantry General	-0.44%	-1	-0	-2	+2	+0	+0	-3	+4	+1				+2	-2	-1				+0		-2	+0	+0	-1	-1	+0	+0	+0	+0	+0	-0	-0	
Mallow General	+7.32%	+24	+0	+3	-0		+3	+1	-1	+4		+1		+5	+2	-1				-2		-1	+0	+1	+0	+1	+11	+11	+6	+0	+0	+6		
Lourdes Orthopaedic Kilkenny	+0.75%	+1	+0		-1		-1	-0		+3				+3									+0	+0	+2	+2	-3		-3					
SSWHG HQ	-6.61%	-6					-1	-1						-1				+0				+0	+1	-4	-2	-5								
Galway University	-2.18%	-99	+10	+15	+14	+8	+48	-13	+3	-93		+36	-3	-71	-3	+1	-0	-1	-0	-1	-12	-17	-1	-7	-31	-39	+2	-0	+2	-22		+0	-22	
Sligo University	-0.22%	-5	+8	+1	+9	-1	+15	+2	-2	-10		+10	+2	+0	-4	+0		-0	+0	+2	-0	-2	-0	+1	-11	-11	+3	+0	+3	-6		-4	-10	
Letterkenny University	-0.27%	-6	+7	+12	-4	+0	+15	-12	+7	-14		+29	+4																					

CHI at Connolly	-4.81%	-7	-0	-0	-3	-3	+0	+1	-3					-3	-0	+1		-2	+0	-0	+1	-0		-0	+2	+2	+0		+0	-3				-3	
Other Acute	-26.22%	-39	-0			-0	-10							-10		-4				-1		-5	-4	-16	-2	-23									
IEHG Bank	-32.59%	-13					+0	-0	-13					-14		+1						+1										+0			+0
National Rehabilitation	+4.32%	+30	-1	-2	+3	+0	-1	+1	+12					+13	+13	+1	+0	-2	-1	+1	+0	+12	-1	+5	+7	+11	-3	+0	-3	-1			-2	-3	
Ambulance Services	+2.59%	+60	+0			+0	+4							+4						+1	+45	+46	+2	+53	-2	+53	-1	+0	-1	-0	-42		-0	-43	



Acute Services SEP 2024

Year-on-Year Summary

WTE change since SEP 2023	% WTE change since SEP 2023	Overall	Consultants	Registrars	SHO/ Interns	Medical/ Dental, other	Medical & Dental	Nurse/ Midwife Manager	Nurse/ Midwife Specialist & ANMP	Staff Nurse/ Staff Midwife	Public Health Nurse	Nursing/ Midwifery Student	Nursing/ Midwifery other	Nursing & Midwifery	Therapy Professionals	Health Science/ Diagnostics	Social Care	Social Workers	Psychologists	Pharmacy	HLSC, Other	Health & Social Care Professionals	Management (VIII & above)	Administrative / Supervisory (V to VII)	Clerical (III & IV)	Management & Administrative	Support	Maintenance/ Technical	General Support	Health Care Assistants	Ambulance Staff	Care, other	Patient & Client Care	
<b>Overall</b>	<b>+3.76%</b>	<b>+2,929</b>	<b>+310</b>	<b>+226</b>	<b>+158</b>	<b>+10</b>	<b>+704</b>	<b>+150</b>	<b>+179</b>	<b>+1,476</b>		<b>+64</b>	<b>+9</b>	<b>+1,878</b>	<b>+163</b>	<b>+122</b>	<b>-0</b>	<b>+32</b>	<b>+11</b>	<b>+61</b>	<b>+67</b>	<b>+455</b>	<b>-10</b>	<b>+100</b>	<b>-100</b>	<b>-9</b>	<b>-205</b>	<b>+4</b>	<b>-200</b>	<b>+50</b>	<b>+7</b>	<b>+44</b>	<b>+101</b>	
Mater Misericordiae University	+6.24%	+256	+26	+2	-4	-0	+23	+21	+9	+87		+1	-2	+116	+15	+6		+7	+5	+11	+2	+45	+2	+0	+30	+32	+8	+3	+11	+29		-1	+28	
St. Vincent's University	+8.63%	+303	+12	+24	+4	+0	+40	+35	+16	+143		+2	+0	+195	+19	+16		+2	+2	+7	-0	+46	-5	+11	-18	-11	+25	-2	+22	+12		+0	+12	
MRH Mullingar	+3.12%	+35	-1	+1	+2	-1	+1	+7	+1	+33		-0	-0	+41	+4	+2		-1	+1	+0	-2	+5	-2	-3	-3	-8	-5	+0	-5	+1		+0	+1	
St. Luke's General Kilkenny	+1.74%	+24	+6	+9	+8	-2	+21	-6	+4	+24		+7	+0	+29	-4	+7		+0		-0	-1	+3	-1	+2	-11	-11	-8	-0	-8	-9		+0	-9	
Wexford General	+2.83%	+34	+3	+3	+12	+1	+19	-0	-6	+31		+2		+26	+5	+3		+2		+0	-1	+10	-0	-3	-12	-15	-7	-1	-8	+1		+0	+1	
National Maternity	+2.27%	+22	-4	+2	-2	+0		+6	-1	+11		+2	+0	+18	+0	+7		-2	+1	-1	+0	+4	+1	+0	+1	+2	-1	+0	-1	+3			+3	
Our Lady's Navan	+5.64%	+36	+2	-1	-8		-7	+6	+1	+18				+25	+5	+1		+0		+1		+7	+0	+2	-6	-4	+2	+0	+2	+14		-1	+13	
St. Columcille's	+0.70%	+4	+1	-3	-0		-3	-2	-0	+15				+13	-0	-0		-1	-2	+0		-3	+2	-2	-5	-6	-41	+0	-41	+40		+2	+42	
St. Michael's	-1.36%	-6	+1	-0	+0	+0	+1	-4	+2	+5		-1		+2	+0	-3		+0		-0	-1	-4	+1	+1	-4	-2	-4	+0	-4	-0	+1		+1	
Cappagh National Orthopaedic	+2.16%	+11	-2	-2	+0		-4	+6	+1	+4			+0	+11	+3	-1		-2	+1	+0		+1	+0	-3	+4	+1	-1	+2	+1	+1			+1	
Royal Victoria Eye & Ear	+4.93%	+18	+0	+1	+3	+0	+4	+4	-2	+4			+1	+7	+2	+1		+0		+1	+1	+5	+0	+2	+0	+2	+0	+0	+0	+0	+0			+0
IEHG HQ	-17.13%	-13						+1						+1		+0		-1			-1	-2	-4	-5	-2	-11								
Beaumont	+2.35%	+104	+19	+12	-15	+1	+16	+0	+16	+35		+4	+0	+56	+9	+18		-1	-0	+2	+7	+34	+6	+21	+5	+32	-19	-2	-21	-15		+2	-14	
Our Lady of Lourdes	+1.78%	+46	+16	+15	+7		+38	-4	+9	+25		+2	-2	+30	-2	-1		+0		-1		-4	-1	+7	-23	-17	-4	-1	-5	+4		-0	+3	
Connolly	-0.19%	-3	-3	+4	+4	+0	+5	-1	+0	+38		-6	-1	+30	-0	-5		+0		-3		-7	-1	-0	-6	-7	-8	-0	-8	-18		+3	-15	
Cavan General	+1.08%	+14	-1	-2	+1		-2	+4	+6	+32		-2	+1	+40	-3	-2		+2		+1	-1	-3	-1	+0	-5	-6	-5	-0	-6	-9		+0	-9	
Rotunda	+4.19%	+41	+4	+1	+1		+6	-0	+3	+9		-5		+6	+2	+3		+0	-0	+2		+7	+1	+7	+5	+13	+7	+2	+9	-0	+0	+0	-0	
Louth County	-2.37%	-7	+0	-1			-1	+3	-1	+0				+2	+3	-0				+0		+2	+0	+2	-6	-4	-4	+3	-1	-5		-1	-6	
Monaghan	+9.01%	+15						+2	-1	+8				+9	+4	+1				-0		+5	+0	+0	+0	+0	+0	+0	+0	+1		+0	+1	
RCSI HQ	-3.48%	-2				-0	-0	+1						+1	+0	+0		+0				+0	-3	-0	-0	-3								
St. James's	+8.86%	+329	+15	-0	-1	+4	+18	+13	+19	+170		-2	+1	+200	+9	+12		+2	-1	+6	+6	+35	+3	+23	+23	+49	-40	+6	-35	+24		+37	+61	
St. Luke's Rathgar	+2.88%	+16	+1	-1	+0		+0	-3	+0	+3				+0	-1	+16		+0	+0	+1	+0	+17	+0	-2	-1	-3	-3	+1	-2	+4		+0	+4	
MRH Portlaoise	+2.88%	+26	+7	+4	+11		+22	-0	+3	+6		-2	-0	+8	+2	+1		+0		+1		+4	-1	-0	+0	-1	-1	+0	-1	-6		+0	-6	
MRH Tullamore	+4.35%	+58	+13	+3	+6	+0	+22	+5	+3	+28		+2	-1	+38	+4	+7		+2		+0	+1	+14	+2	-1	-2	-0	-8	+1	-8	-8		+0	-8	
Naas General	+4.78%	+47	+3	+12	+6		+21	-4	+7	+35				+40	+3	-6		+4		-1	+2	+2	+0	-2	-6	-8	-2	+0	-2	-5	+0	+0	-5	
Coombe Women & Infants University	+9.35%	+90	+0	+4	+4		+7	+17	+5	+39		-1	+1	+62	+3	+39		+3	+0	+1		+11	+0	+9	+6	+15	-8	-1	-9	+6		-2	+4	
Tallaght University	+10.31%	+352	+19	+7	+13		+39	-21	+36	+192		+4	-1	+210	+10	+20		-0	+1	+21	+1	+52	-0	+10	+32	+42	+6	-1	+5	+5		-1	+4	
DMHG HQ	+2.94%	+2						-1						-1							+0	-3	+1	+5	+3									
UH Limerick	+4.68%	+179	+17	+16	+21	+0	+53	+12	+14	+61		+1	+1	+90	+37	-4		+5	+1	+3	+2	+43	-3	-6	+15	+6	-15	-2	-18	+6		-1	+5	
UMH Limerick	+4.59%	+18	+5	-0	+4		+9	+1	-1	+1		+6	-1	+7	+0	+0					+1	+1	+0	+0	+2	+2	-2	-2	+2	+2		+0	+2	
Ennis	+8.61%	+23	+3	-1	+2		+4	-2	+3	+6				+7	+1	+4				+2		+6	+1	+0	-5	-4	+2		+2	+8			+8	
Nenagh	+4.64%	+15	+1	+0	+3		+4	+4	-0	-2				+2	+3	-1				-0		+2		-1	-1	-2	+11	+0	+11	-1		+0	-1	
Croom Orthopaedic	-2.25%	-7	+1	-0	-2		-2	+2	+1	-9				-6	+2	-0					+1	+3		-0	-1	-1	-1	-5	+0	-5	+5		-1	+4
St. John's Limerick	+9.30%	+34	+0	+3	+4		+7	+6	+1	+14			+0	+21	+4	+1				+2		+7	+0	+0	-1	-1	+1	-1	+0	-0		-1	-1	
ULHG HQ	-14.02%	-2						+1						+1								-2	+0	-1	-3									
Cork University	+2.81%	+145	+38	+47	+13	-0	+98	+22	+4	+127		-1	+1	+152	+3	-5		+0	+2	-2	-2	-4	-1	+3	-28	-26	-86	+1	-65	-26		+15	-11	
UH Waterford	+4.20%	+113	+14	+17	+15	+0	+46	-5	+8	+67		-0	+3	+73	+2	-3		+1	+0	-2	-2	-4	-0	-5	-1	-7	-0	-1	-1	+5		+1	+6	
UH Kerry	+2.63%	+39	+12	+4	-3		+10	+3	+15	+15		-1	+1	+28	-1	-1		+1		-1	+0	-1	+0	+3	-14	-11	-9	+20		-1	+19		+19	
Mercy University	+0.71%	+11	+1	+2	-8		-5	-3	+10	+16		-0	+0	+24	+8	+6		+0	+0	+0		+14	+4	-1	-18	-15	-6	+3	-3	-5		-1	-6	
South Tipperary General	+5.37%	+61	+6	+1	-3	+1	+6	+3	-2	+52		+4	+1	+58	-1	+0		+0		-1		-1	+0	+1	-4	-3	+2	-1	+1	-0		-0		
South Infirmary Victoria University	+10.48%	+91	+9	+1	+2		+12	+2	-4	+22		+6	+0	+27	+4	+0		+1	+1	+0	+1	+6	-1	+0	+32	+32	+8	+0	+8	+6		+6	+6	
Bantry General	+0.60%	+2	-1	-2	+4	+0	+2	-2	+2	+7		-2		+7	-1	+0				+0		-1	+0	+0	-1	-1	+0	+0	+0	-5		+0	-5	
Mallow General	+27.26%	+76	+0	+5	+3		+8	+3	-0	+25		+1		+29	+1	-1				-0		-0	+1	+0	-2	-1	+24		+24	+16		+0	+16	
Lourdes Orthopaedic Kilsreene	+2.64%	+2	+0		-1		-1	-1		+5				+4								+0	+0	+2	+2	-4		-4						
SSWHG HQ	-5.58%	-5					-1	-1						-1				+0				+0	-1	-1	-1	-4								
Galway University	-0.61%	-27	+12	+12	+20	+8	+51	-12	+10	-8		+9	-2	-44	+6	+4	+0	+2	+1	-3	-3	+8	-1	-3	-7	-11	-5	-1	-6	-27		+1	-26	
Sligo University	+0.95%	+20	+9	+4	+11	-1	+24	+14	+1	-12		+6	+2	+11	-1	+5		-1	+0	+1	+1	+6	-0	+3	-8	-5	-2	+0	-2	-10		-3	-13	
Letterkenny University	+1.45%	+31	+8	+10	+2	+1	+20																											

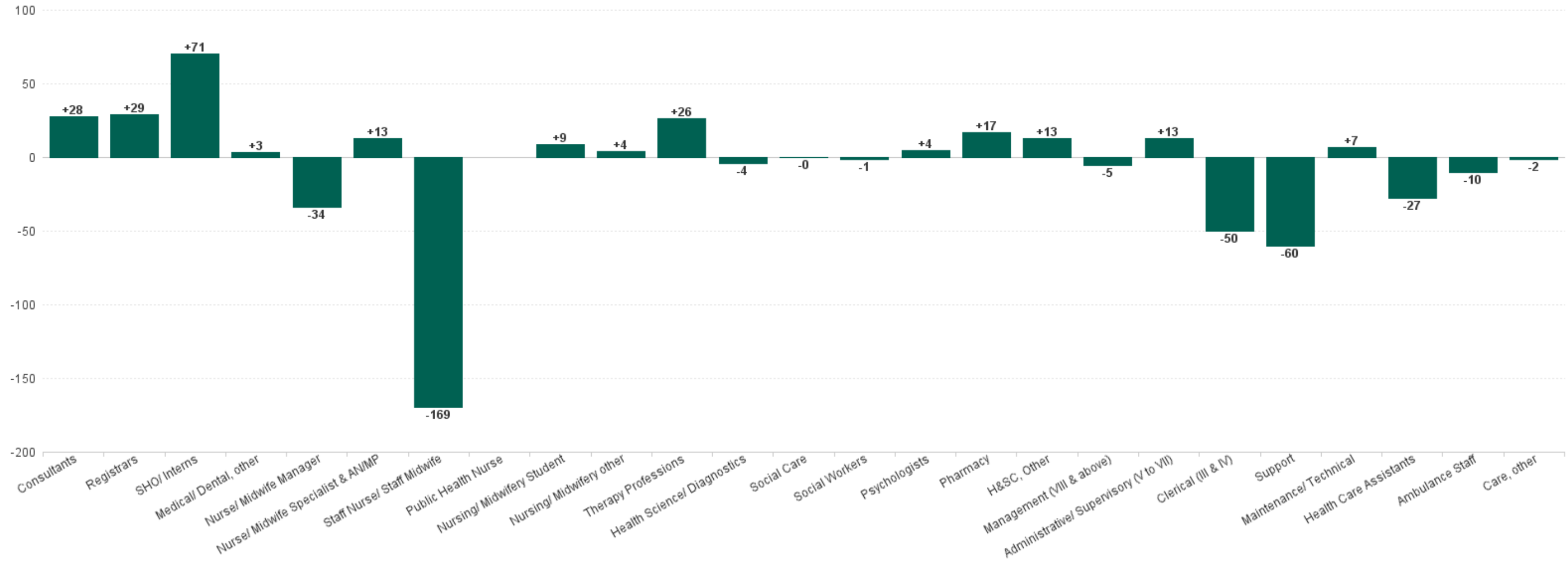
CHI at Connolly	-4.44%	-6	-0	+1	-3		-2	+2	+1	-5					-2	+1	+1		-1	-1	-1	+1	+0		+1	-1	-0	+0		+0	-3				-3			
Other Acute	-26.23%	-39	-0				-0	-11		-1					-12		-3				+0		-3	-3	-16	-5	-24											
IEHG Bank	-17.62%	-6						+0		-7					-6		+1																			-0		-0
National Rehabilitation	+5.83%	+40	-1	+0	+3		+2	-1	+2	+24					+24	+9	+1	-1	-2	-2	+1	-1	+7	+0	+6	+8	+14	-1	+1	-0	-4			-3		-7		
Ambulance Services	+6.37%	+143	+0				+0	+4							+4						+1	+59	+60	+5	+65	+4	+74	-1	+0	-1	-0	+7		-2		+5		





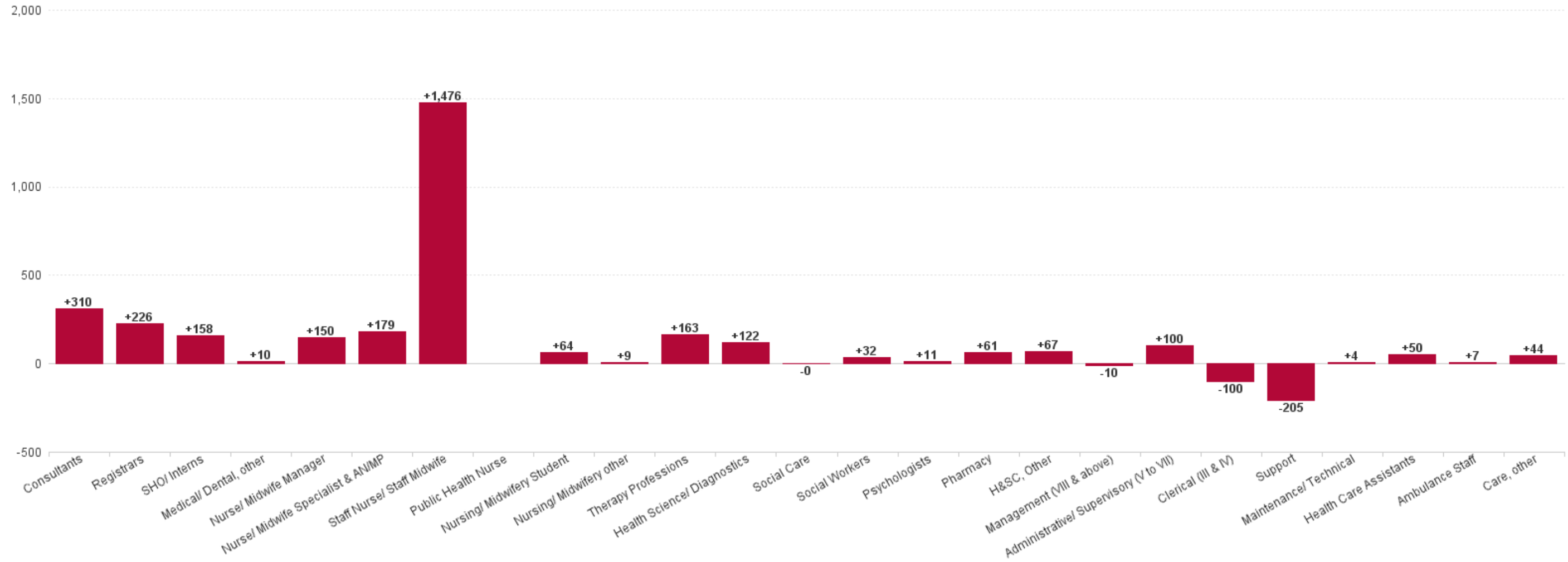
Acute Services SEP 2024

Previous Month Summary Chart: Change since AUG 2024



Acute Services SEP 2024

Previous Year Summary Chart: Change since SEP 2023



Acute Services SEP 2024

YTD Summary Chart: Change since DEC 2023

