

## Acute Services Employment Report: MAY 2024

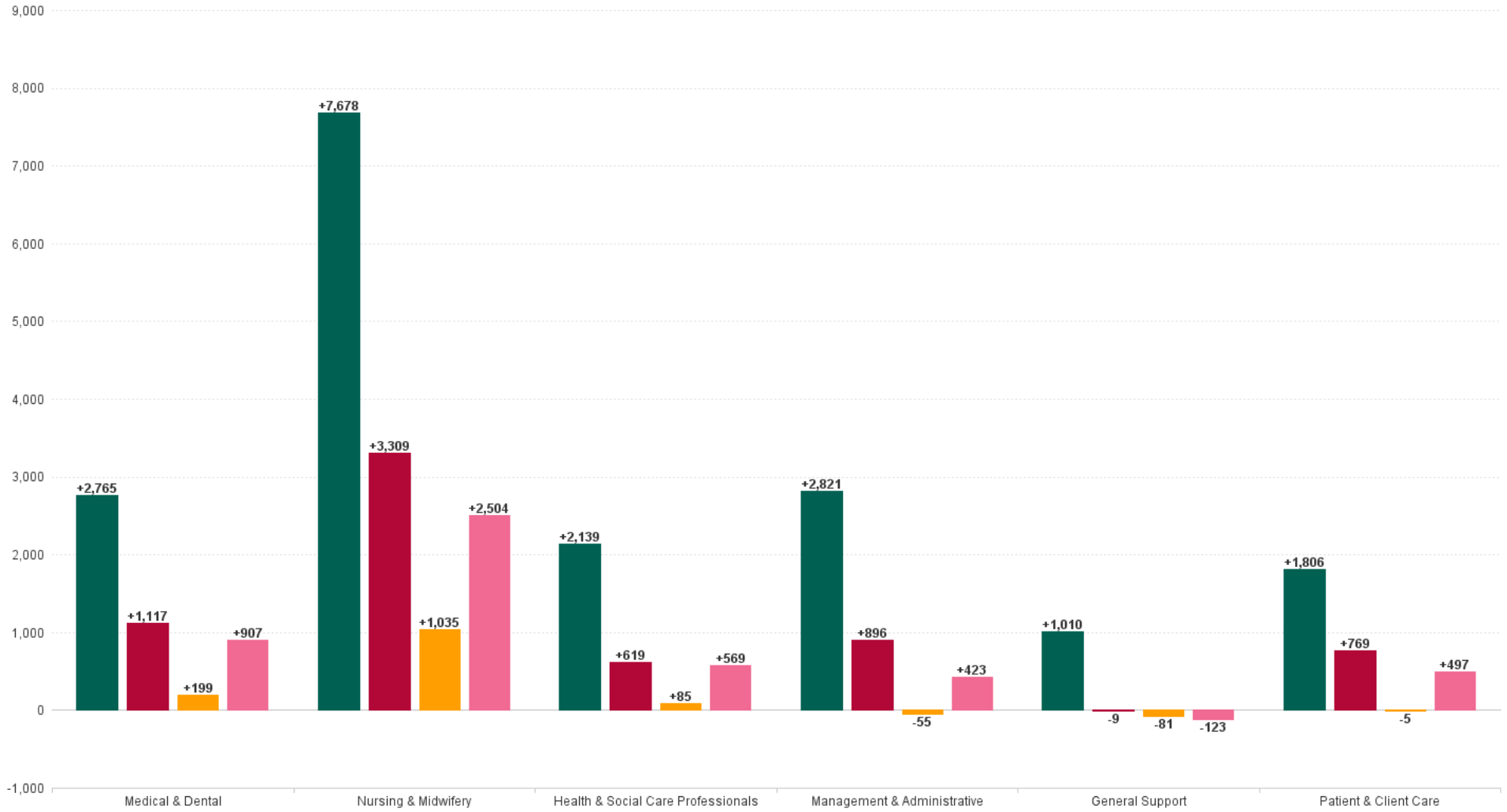
### Employment by Staff Group MAY 2024

MAY 2024	WTE DEC 2019	WTE DEC 2022	WTE DEC 2023	WTE APR 2024	WTE MAY 2024	WTE change since DEC 2019	WTE change since DEC 2022	WTE change since APR 2024	No. MAY 2024
<b>Overall</b>	<b>62,538</b>	<b>74,055</b>	<b>79,578</b>	<b>80,816</b>	<b>80,757</b>	<b>+18,219</b>	<b>+6,702</b>	<b>-59</b>	<b>88,983</b>
Consultants	2,782	3,329	3,644	3,738	3,777	+995	+448	+39	4,062
Registrars	2,943	3,489	3,711	3,802	3,818	+875	+328	+16	3,926
SHO/ Interns	2,795	3,333	3,716	3,651	3,661	+866	+328	+9	3,741
Medical/ Dental, other	60	75	74	82	89	+29	+13	+6	127
<b>Medical &amp; Dental</b>	<b>8,579</b>	<b>10,227</b>	<b>11,145</b>	<b>11,274</b>	<b>11,344</b>	<b>+2,765</b>	<b>+1,117</b>	<b>+70</b>	<b>11,856</b>
Nurse/ Midwife Manager	4,705	5,716	6,166	6,176	6,111	+1,406	+395	-65	6,691
Nurse/ Midwife Specialist & AN/MP	1,288	1,897	2,257	2,304	2,296	+1,008	+399	-8	2,512
Staff Nurse/ Staff Midwife	16,676	19,359	20,988	21,636	21,678	+5,002	+2,319	+42	24,033
Public Health Nurse	1					-1			
<i>Nursing/ Midwifery awaiting registration</i>	153	261	153	78	73	-80	-188	-5	83
<i>Post-registration Nurse/ Midwife Student</i>	195	140	127	115	106	-90	-34	-9	116
<i>Pre-registration Nurse/ Midwife Intern</i>	83	137	71	513	532	+449	+395	+19	1,105
Nursing/ Midwifery Student	431	538	351	706	711	+280	+173	+4	1,304
Nursing/ Midwifery other	224	185	206	211	208	-16	+23	-3	243
<b>Nursing &amp; Midwifery</b>	<b>23,325</b>	<b>27,694</b>	<b>29,968</b>	<b>31,033</b>	<b>31,004</b>	<b>+7,678</b>	<b>+3,309</b>	<b>-29</b>	<b>34,783</b>
Therapy Professions	2,008	2,563	2,741	2,770	2,758	+750	+195	-12	3,076
Health Science/ Diagnostics	4,239	4,793	4,954	4,989	4,979	+741	+186	-10	5,510
Social Care	3	3	3	3	3	-1	-1	+0	4
Pharmacy	901	1,133	1,203	1,204	1,214	+313	+81	+10	1,354
Psychologists	101	136	175	180	175	+74	+38	-5	213
Social Workers	355	441	505	515	510	+155	+69	-5	570
H&SC, Other	151	207	230	272	258	+107	+51	-14	300
<b>Health &amp; Social Care Professionals</b>	<b>7,757</b>	<b>9,277</b>	<b>9,811</b>	<b>9,933</b>	<b>9,896</b>	<b>+2,139</b>	<b>+619</b>	<b>-36</b>	<b>11,027</b>
Management (VIII & above)	518	720	750	757	759	+241	+39	+1	770
Administrative/ Supervisory (V to VII)	2,326	3,390	3,892	3,872	3,871	+1,545	+482	-0	4,073
Clerical (III & IV)	6,605	7,264	7,682	7,659	7,640	+1,034	+376	-19	8,550
<b>Management &amp; Administrative</b>	<b>9,449</b>	<b>11,373</b>	<b>12,325</b>	<b>12,288</b>	<b>12,270</b>	<b>+2,821</b>	<b>+896</b>	<b>-18</b>	<b>13,393</b>
Support	5,556	6,533	6,600	6,542	6,526	+969	-8	-16	7,337
Maintenance/ Technical	529	571	576	572	569	+40	-2	-3	583
<b>General Support</b>	<b>6,085</b>	<b>7,104</b>	<b>7,176</b>	<b>7,114</b>	<b>7,095</b>	<b>+1,010</b>	<b>-9</b>	<b>-19</b>	<b>7,920</b>
Health Care Assistants	5,350	6,218	6,736	6,723	6,714	+1,364	+496	-9	7,467
Ambulance Staff	1,825	1,931	2,103	2,141	2,124	+299	+194	-17	2,179
Care, other	168	230	314	311	310	+142	+80	-1	358
<b>Patient &amp; Client Care</b>	<b>7,343</b>	<b>8,379</b>	<b>9,153</b>	<b>9,175</b>	<b>9,149</b>	<b>+1,806</b>	<b>+769</b>	<b>-27</b>	<b>10,004</b>



# WTE Change by Staff Category

■ WTE change since DEC 2019 
 ■ WTE change since DEC 2022 
 ■ WTE change since DEC 2023 
 ■ WTE change since MAY 2023



## Employment Report by Hospital : MAY 2024

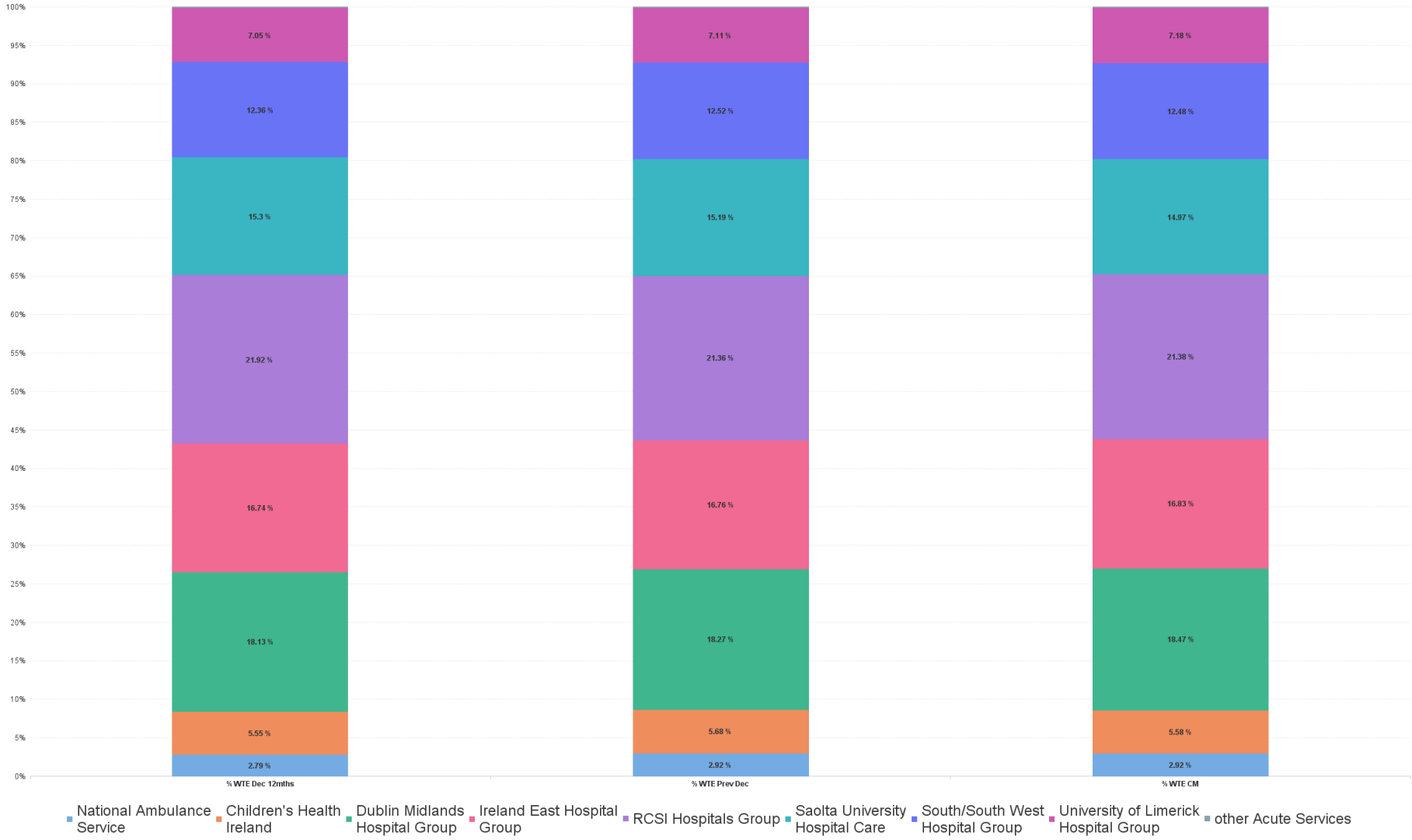
MAY 2024	WTE DEC 2019	WTE DEC 2022	WTE DEC 2023	WTE APR 2024	WTE MAY 2024	WTE change since DEC 2019	WTE change since DEC 2022	WTE change since APR 2024	No. MAY 2024
<b>Overall</b>	<b>62,538</b>	<b>74,055</b>	<b>79,578</b>	<b>80,816</b>	<b>80,757</b>	<b>+18,219</b>	<b>+6,702</b>	<b>-59</b>	<b>88,983</b>
<b>National Ambulance Service</b>	<b>1,933</b>	<b>2,067</b>	<b>2,321</b>	<b>2,380</b>	<b>2,361</b>	<b>+428</b>	<b>+294</b>	<b>-19</b>	<b>2,426</b>
CHI at Temple Street	1,184	1,274	1,413	1,398	1,397	+213	+123	-1	1,557
CHI at Crumlin	1,967	2,232	2,403	2,422	2,415	+447	+183	-7	2,703
CHI at Tallaght	255	305	321	325	324	+69	+19	-1	362
CHI Corporate	3	40	53	49	50	+47	+10	+1	51
CHI Programme	57	111	186	186	180	+123	+69	-6	184
CHI at Connolly	136	146	146	140	139	+3	-7	-2	164
<b>Children's Health Ireland</b>	<b>3,602</b>	<b>4,108</b>	<b>4,522</b>	<b>4,520</b>	<b>4,505</b>	<b>+903</b>	<b>+397</b>	<b>-15</b>	<b>5,021</b>
MRH Mullingar	914	1,098	1,150	1,200	1,186	+272	+89	-13	1,317
St. James's	4,058	4,576	4,948	5,050	5,067	+1,010	+491	+17	5,628
St. Luke's Rathgar	544	547	550	539	540	-4	-7	+1	574
MRH Portlaoise	750	847	907	913	916	+166	+69	+2	1,007
MRH Tullamore	1,101	1,247	1,373	1,406	1,411	+310	+165	+6	1,552
Naas General	759	931	996	1,008	1,013	+254	+82	+5	1,106
Coombe Women & Infants University	890	939	980	1,033	1,039	+149	+99	+6	1,156
Tallaght University	2,683	3,181	3,560	3,680	3,670	+987	+489	-10	4,056
DMHG HQ	33	59	76	76	77	+43	+18	+1	79
<b>Dublin Midlands Hospital Group</b>	<b>11,732</b>	<b>13,424</b>	<b>14,540</b>	<b>14,905</b>	<b>14,919</b>	<b>+3,187</b>	<b>+1,495</b>	<b>+14</b>	<b>16,475</b>
St. Vincent's University	2,838	3,452	3,662	3,736	3,747	+909	+295	+11	3,984
St Luke's General Kilkenny	1,119	1,290	1,398	1,420	1,411	+292	+121	-8	1,563
Wexford General	1,024	1,166	1,205	1,217	1,215	+190	+49	-2	1,337
National Maternity	880	955	983	1,011	1,009	+130	+55	-1	1,119
St. Columcille's	452	469	510	508	516	+64	+46	+7	561
St. Michael's	397	402	413	422	425	+28	+23	+2	488
Royal Victoria Eye & Ear	291	357	371	376	377	+86	+20	+1	430
IEHG HQ	30	78	75	71	70	+40	-8	-1	76
UH Waterford	1,949	2,437	2,742	2,802	2,805	+856	+368	+3	3,046
South Tipperary General	868	1,062	1,174	1,195	1,196	+329	+134	+2	1,330
Lourdes Orthopaedic Kilcreene	70	71	70	72	72	+1	+1	-1	80
IEHG Bank		23	38	34	30	+30	+7	-4	43
National Rehabilitation	457	632	695	715	719	+262	+87	+4	814
<b>Ireland East Hospital Group</b>	<b>10,375</b>	<b>12,394</b>	<b>13,335</b>	<b>13,579</b>	<b>13,592</b>	<b>+3,217</b>	<b>+1,198</b>	<b>+13</b>	<b>14,871</b>
Mater Misericordiae University	3,159	3,828	4,221	4,305	4,301	+1,142	+473	-5	4,701
Our Lady's Navan	516	639	652	670	683	+168	+44	+13	768
Cappagh National Orthopaedic	426	500	531	541	539	+113	+39	-2	599
Beaumont	3,846	4,346	4,499	4,554	4,565	+719	+220	+11	4,959
Our Lady of Lourdes	2,149	2,523	2,586	2,636	2,626	+477	+103	-10	2,843
Connolly	1,334	1,586	1,637	1,643	1,634	+301	+48	-9	1,774
Cavan General	1,034	1,293	1,321	1,343	1,349	+315	+55	+5	1,497
Rotunda	892	988	1,003	1,018	1,030	+138	+42	+12	1,181
Louth County	277	309	305	300	301	+23	-9	+0	334
Monaghan	101	157	174	174	174	+73	+17	+0	205
RCSI HQ	30	65	70	69	68	+38	+4	-1	70
<b>RCSI Hospitals Group</b>	<b>13,764</b>	<b>16,234</b>	<b>16,998</b>	<b>17,255</b>	<b>17,270</b>	<b>+3,506</b>	<b>+1,036</b>	<b>+14</b>	<b>18,931</b>



MAY 2024	WTE DEC 2019	WTE DEC 2022	WTE DEC 2023	WTE APR 2024	WTE MAY 2024	WTE change since DEC 2019	WTE change since DEC 2022	WTE change since APR 2024	No. MAY 2024
<b>Overall</b>	<b>62,538</b>	<b>74,055</b>	<b>79,578</b>	<b>80,816</b>	<b>80,757</b>	<b>+18,219</b>	<b>+6,702</b>	<b>-59</b>	<b>88,983</b>
Galway University	3,607	4,280	4,548	4,498	4,499	+892	+219	+1	4,970
Sligo University	1,688	1,993	2,151	2,166	2,159	+471	+166	-7	2,394
Letterkenny University	1,607	2,089	2,204	2,239	2,222	+615	+133	-17	2,494
Mayo University	1,150	1,435	1,516	1,536	1,530	+380	+95	-6	1,696
Portiuncula University	790	982	1,076	1,112	1,092	+302	+110	-20	1,212
Roscommon University	333	438	476	475	473	+140	+35	-1	525
Saolta HG HQ	79	110	119	114	118	+39	+8	+4	121
<b>Saolta University Hospital Care</b>	<b>9,253</b>	<b>11,327</b>	<b>12,091</b>	<b>12,139</b>	<b>12,092</b>	<b>+2,839</b>	<b>+765</b>	<b>-47</b>	<b>13,412</b>
Cork University	4,014	4,782	5,235	5,311	5,330	+1,316	+548	+19	5,986
UH Kerry	1,114	1,415	1,535	1,552	1,551	+437	+136	-1	1,750
Mercy University	1,173	1,435	1,532	1,480	1,480	+307	+45	-0	1,661
South Infirmary Victoria University	787	844	908	938	938	+151	+94	-0	1,098
Bantry General	266	333	327	335	332	+65	-2	-3	383
Mallow General	252	273	329	356	351	+99	+78	-5	393
SSWHG HQ	35	69	96	96	94	+59	+24	-2	100
<b>South/South West Hospital Group</b>	<b>7,641</b>	<b>9,152</b>	<b>9,961</b>	<b>10,069</b>	<b>10,075</b>	<b>+2,434</b>	<b>+923</b>	<b>+6</b>	<b>11,371</b>
UH Limerick	2,814	3,641	3,918	4,033	4,012	+1,198	+371	-21	4,335
UMH Limerick	375	384	413	436	436	+61	+52	-0	499
Ennis	235	257	273	294	290	+55	+34	-3	325
Nenagh	250	294	340	343	342	+93	+48	-1	383
Croom Orthopaedic	156	303	320	310	308	+152	+5	-2	336
St. John's Limerick	311	332	381	389	392	+81	+61	+3	429
ULHG HQ	6	12	16	15	15	+9	+3	-0	15
<b>University of Limerick Hospital Group</b>	<b>4,146</b>	<b>5,222</b>	<b>5,661</b>	<b>5,820</b>	<b>5,796</b>	<b>+1,649</b>	<b>+574</b>	<b>-24</b>	<b>6,322</b>
<b>other Acute Services</b>	<b>91</b>	<b>127</b>	<b>148</b>	<b>148</b>	<b>147</b>	<b>+56</b>	<b>+20</b>	<b>-1</b>	<b>154</b>



### WTE % Total by Hospital Group



## Employment Report by HSE/S38: MAY 2024

MAY 2024	WTE DEC 2019	WTE DEC 2022	WTE DEC 2023	WTE APR 2024	WTE MAY 2024	WTE change since DEC 2019	WTE change since DEC 2022	WTE change since APR 2024	No. MAY 2024
<b>Overall</b>	<b>62,538</b>	<b>74,055</b>	<b>79,578</b>	<b>80,816</b>	<b>80,757</b>	<b>+18,219</b>	<b>+6,702</b>	<b>-59</b>	<b>88,983</b>
Health Service Executive	35,848	43,181	46,368	47,046	46,955	+11,107	+3,773	-92	51,659
Section 38 Hospitals	26,690	30,874	33,210	33,770	33,802	+7,112	+2,929	+32	37,324



# Employment Report by Administration: MAY 2024

## Health Service Executive

MAY 2024	WTE DEC 2019	WTE DEC 2022	WTE DEC 2023	WTE APR 2024	WTE MAY 2024	WTE change since DEC 2019	WTE change since DEC 2022	WTE change since APR 2024	No. MAY 2024
<b>Total Health Service Executive</b>	<b>35,848</b>	<b>43,181</b>	<b>46,368</b>	<b>47,046</b>	<b>46,955</b>	<b>+11,107</b>	<b>+3,773</b>	<b>-92</b>	<b>51,659</b>
Consultants	1,479	1,700	1,898	1,957	1,984	+505	+284	+27	2,100
Registrars	1,619	1,892	2,016	2,090	2,110	+491	+217	+20	2,170
SHO/ Interns	1,762	2,132	2,408	2,378	2,382	+620	+249	+4	2,444
Medical/ Dental, other	37	46	44	52	60	+23	+13	+7	83
<b>Medical &amp; Dental</b>	<b>4,896</b>	<b>5,771</b>	<b>6,367</b>	<b>6,477</b>	<b>6,535</b>	<b>+1,639</b>	<b>+764</b>	<b>+58</b>	<b>6,797</b>
Nurse/ Midwife Manager	2,482	3,062	3,370	3,364	3,325	+843	+263	-39	3,623
Nurse/ Midwife Specialist & AN/MP	652	1,013	1,187	1,214	1,209	+557	+196	-6	1,305
Staff Nurse/ Staff Midwife	9,760	11,658	12,452	12,736	12,765	+3,005	+1,107	+29	14,416
Public Health Nurse	1					-1			
Nursing/ Midwifery awaiting registration	81	151	90	64	58	+71	-94	-6	67
Post-registration Nurse/ Midwife Student	77	29	32	38	28	-48	-1	-10	29
Pre-registration Nurse/ Midwife Intern	36	50	18	288	276	+14	+226	-12	582
Nursing/ Midwifery Student	193	230	141	390	362	+169	+132	-28	678
Nursing/ Midwifery other	77	82	94	100	97	+20	+16	-3	113
<b>Nursing &amp; Midwifery</b>	<b>13,165</b>	<b>16,044</b>	<b>17,244</b>	<b>17,804</b>	<b>17,757</b>	<b>+4,593</b>	<b>+1,713</b>	<b>-47</b>	<b>20,135</b>
Therapy Professions	980	1,332	1,447	1,474	1,467	+487	+135	-7	1,627
Health Science/ Diagnostics	2,390	2,756	2,867	2,873	2,859	+469	+103	-14	3,176
Social Care	2	2	2	2	2	-0	-0	+0	3
Pharmacy	456	649	691	694	689	+232	+39	-6	782
Psychologists	9	21	33	34	33	+25	+12	-1	41
Social Workers	98	141	171	181	177	+79	+37	-3	201
H&SC, Other	53	77	108	134	129	+76	+52	-5	147
<b>Health &amp; Social Care Professionals</b>	<b>3,988</b>	<b>4,979</b>	<b>5,319</b>	<b>5,392</b>	<b>5,356</b>	<b>+1,368</b>	<b>+377</b>	<b>-36</b>	<b>5,977</b>
Management (VIII & above)	256	352	374	378	376	+120	+24	-2	380
Administrative/ Supervisory (V to VII)	874	1,549	1,788	1,757	1,758	+884	+209	+1	1,849
Clerical (III & IV)	3,833	4,249	4,498	4,452	4,443	+610	+194	-9	4,869
<b>Management &amp; Administrative</b>	<b>4,963</b>	<b>6,150</b>	<b>6,660</b>	<b>6,587</b>	<b>6,577</b>	<b>+1,614</b>	<b>+427</b>	<b>-10</b>	<b>7,098</b>
Support	3,141	3,943	4,009	3,969	3,958	+817	+15	-11	4,373
Maintenance/ Technical	290	305	315	311	308	+18	+3	-3	316
<b>General Support</b>	<b>3,432</b>	<b>4,248</b>	<b>4,324</b>	<b>4,280</b>	<b>4,266</b>	<b>+834</b>	<b>+18</b>	<b>-14</b>	<b>4,689</b>
Health Care Assistants	3,477	3,905	4,171	4,183	4,159	+682	+254	-24	4,573
Ambulance Staff	1,825	1,931	2,103	2,141	2,124	+299	+194	-17	2,179
Care, other	103	154	180	182	180	+77	+27	-2	211
<b>Patient &amp; Client Care</b>	<b>5,405</b>	<b>5,989</b>	<b>6,455</b>	<b>6,506</b>	<b>6,463</b>	<b>+1,059</b>	<b>+474</b>	<b>-43</b>	<b>6,963</b>



## Section 38 Hospitals

MAY 2024	WTE DEC 2019	WTE DEC 2022	WTE DEC 2023	WTE APR 2024	WTE MAY 2024	WTE change since DEC 2019	WTE change since DEC 2022	WTE change since APR 2024	No. MAY 2024
<b>Total Section 38 Hospitals</b>	<b>26,690</b>	<b>30,874</b>	<b>33,210</b>	<b>33,770</b>	<b>33,802</b>	<b>+7,112</b>	<b>+2,929</b>	<b>+32</b>	<b>37,324</b>
Consultants	1,303	1,629	1,745	1,781	1,793	+490	+164	+12	1,962
Registrars	1,324	1,597	1,696	1,713	1,708	+384	+111	-5	1,756
SHO/ Interns	1,033	1,200	1,307	1,273	1,279	+246	+78	+6	1,297
Medical/ Dental, other	23	29	30	30	29	+6	+0	-1	44
<b>Medical &amp; Dental</b>	<b>3,683</b>	<b>4,456</b>	<b>4,778</b>	<b>4,797</b>	<b>4,809</b>	<b>+1,126</b>	<b>+353</b>	<b>+12</b>	<b>5,059</b>
Nurse/ Midwife Manager	2,223	2,654	2,796	2,812	2,786	+563	+132	-26	3,068
Nurse/ Midwife Specialist & AN/MP	636	884	1,070	1,090	1,087	+451	+203	-2	1,207
Staff Nurse/ Staff Midwife	6,916	7,701	8,536	8,900	8,913	+1,997	+1,212	+13	9,617
Nursing/ Midwifery awaiting registration	72	110	63	14	15	+38	-95	+1	16
Post-registration Nurse/ Midwife Student	119	111	94	77	78	-8	-34	+1	87
Pre-registration Nurse/ Midwife Intern	47	87	53	225	256	+40	+169	+31	523
Nursing/ Midwifery Student	238	308	210	316	349	+111	+41	+33	626
Nursing/ Midwifery other	148	103	112	111	111	-36	+8	-0	130
<b>Nursing &amp; Midwifery</b>	<b>10,161</b>	<b>11,650</b>	<b>12,724</b>	<b>13,229</b>	<b>13,246</b>	<b>+3,085</b>	<b>+1,596</b>	<b>+17</b>	<b>14,648</b>
Therapy Professions	1,028	1,231	1,294	1,296	1,291	+263	+60	-5	1,449
Health Science/ Diagnostics	1,848	2,037	2,087	2,116	2,120	+272	+83	+4	2,334
Social Care	1	1	1	1	1	-1	-1	+0	1
Pharmacy	445	484	512	510	526	+81	+42	+16	572
Psychologists	92	115	142	146	141	+49	+26	-5	172
Social Workers	257	300	334	335	333	+76	+33	-2	369
H&SC, Other	98	130	122	138	129	+31	-1	-9	153
<b>Health &amp; Social Care Professionals</b>	<b>3,769</b>	<b>4,298</b>	<b>4,492</b>	<b>4,541</b>	<b>4,541</b>	<b>+772</b>	<b>+242</b>	<b>-0</b>	<b>5,050</b>
Management (VIII & above)	262	368	377	380	383	+121	+14	+3	390
Administrative/ Supervisory (V to VII)	1,451	1,841	2,104	2,115	2,113	+662	+272	-1	2,224
Clerical (III & IV)	2,772	3,015	3,184	3,207	3,197	+425	+182	-10	3,681
<b>Management &amp; Administrative</b>	<b>4,486</b>	<b>5,224</b>	<b>5,665</b>	<b>5,701</b>	<b>5,693</b>	<b>+1,207</b>	<b>+469</b>	<b>-9</b>	<b>6,295</b>
Support	2,415	2,590	2,591	2,573	2,568	+153	-22	-5	2,964
Maintenance/ Technical	238	266	261	261	261	+23	-5	-0	267
<b>General Support</b>	<b>2,653</b>	<b>2,856</b>	<b>2,852</b>	<b>2,834</b>	<b>2,829</b>	<b>+175</b>	<b>-27</b>	<b>-5</b>	<b>3,231</b>
Health Care Assistants	1,873	2,314	2,565	2,540	2,555	+683	+242	+15	2,894
Care, other	65	76	134	128	130	+65	+53	+1	147
<b>Patient &amp; Client Care</b>	<b>1,938</b>	<b>2,390</b>	<b>2,698</b>	<b>2,669</b>	<b>2,685</b>	<b>+747</b>	<b>+295</b>	<b>+16</b>	<b>3,041</b>





# Employment Report by Grade Group: MAY 2024

National Ambulance Service MAY 2024	WTE DEC 2019	WTE DEC 2022	WTE DEC 2023	WTE APR 2024	WTE MAY 2024	WTE change since DEC 2019	WTE change since DEC 2022	WTE change since APR 2024	No. MAY 2024
<b>Total National Ambulance Service</b>	<b>1,933</b>	<b>2,067</b>	<b>2,321</b>	<b>2,380</b>	<b>2,361</b>	<b>+428</b>	<b>+294</b>	<b>-19</b>	<b>2,426</b>
Consultants	1	1	1	1	1	+0	+0	+0	1
<b>Medical &amp; Dental</b>	<b>1</b>	<b>1</b>	<b>1</b>	<b>1</b>	<b>1</b>	<b>+0</b>	<b>+0</b>	<b>+0</b>	<b>1</b>
Nurse/ Midwife Manager	1	3	3	7	7	+6	+4	+0	8
Staff Nurse/ Staff Midwife	1					-1			
<b>Nursing &amp; Midwifery</b>	<b>2</b>	<b>3</b>	<b>3</b>	<b>7</b>	<b>7</b>	<b>+5</b>	<b>+4</b>	<b>+0</b>	<b>8</b>
Therapy Professions	1					-1			
Pharmacy				1	1	+1	+1	-0	1
H&SC, Other			14	24	23	+23	+23	-1	23
<b>Health &amp; Social Care Professionals</b>	<b>1</b>		<b>14</b>	<b>25</b>	<b>24</b>	<b>+23</b>	<b>+24</b>	<b>-1</b>	<b>24</b>
Management (VIII & above)	12	21	40	43	42	+30	+21	-1	42
Administrative/ Supervisory (V to VII)	29	50	85	92	92	+63	+41	-0	95
Clerical (III & IV)	41	45	61	59	59	+18	+14	-0	63
<b>Management &amp; Administrative</b>	<b>82</b>	<b>116</b>	<b>186</b>	<b>194</b>	<b>193</b>	<b>+111</b>	<b>+76</b>	<b>-1</b>	<b>200</b>
Support	4	3	2	2	2	-2	-2	+0	2
Maintenance/ Technical	2	1	1	1	1	-1	+0	+0	1
<b>General Support</b>	<b>6</b>	<b>4</b>	<b>3</b>	<b>3</b>	<b>3</b>	<b>-3</b>	<b>-2</b>	<b>+0</b>	<b>3</b>
Health Care Assistants	2	1	1	1	1	-1	+0	-0	1
Ambulance Staff	1,825	1,931	2,103	2,141	2,124	+299	+194	-17	2,179
Care, other	15	11	10	9	9	-6	-2	+0	10
<b>Patient &amp; Client Care</b>	<b>1,841</b>	<b>1,942</b>	<b>2,114</b>	<b>2,151</b>	<b>2,134</b>	<b>+293</b>	<b>+192</b>	<b>-17</b>	<b>2,190</b>



Children's Health Ireland MAY 2024	WTE DEC 2019	WTE DEC 2022	WTE DEC 2023	WTE APR 2024	WTE MAY 2024	WTE change since DEC 2019	WTE change since DEC 2022	WTE change since APR 2024	No. MAY 2024
<b>Total Children's Health Ireland</b>	<b>3,602</b>	<b>4,108</b>	<b>4,522</b>	<b>4,520</b>	<b>4,505</b>	<b>+903</b>	<b>+397</b>	<b>-15</b>	<b>5,021</b>
Consultants	220	279	299	298	302	+81	+23	+4	319
Registrars	204	226	249	255	255	+51	+30	+0	268
SHO/ Interns	88	107	125	126	126	+38	+20	-0	132
Medical/ Dental, other	1	1	1	1	1	+0	-0	+0	3
<b>Medical &amp; Dental</b>	<b>514</b>	<b>612</b>	<b>674</b>	<b>681</b>	<b>684</b>	<b>+171</b>	<b>+72</b>	<b>+4</b>	<b>722</b>
Nurse/ Midwife Manager	331	375	376	378	369	+38	-6	-9	418
Nurse/ Midwife Specialist & AN/MP	152	206	261	242	236	+84	+30	-6	281
Staff Nurse/ Staff Midwife	805	882	985	1,044	1,040	+235	+158	-4	1,150
Nursing/ Midwifery Student	75	79	71	39	65	-10	-14	+26	83
Nursing/ Midwifery other	10	9	11	12	12	+1	+3	-0	14
<b>Nursing &amp; Midwifery</b>	<b>1,374</b>	<b>1,551</b>	<b>1,704</b>	<b>1,715</b>	<b>1,722</b>	<b>+348</b>	<b>+171</b>	<b>+7</b>	<b>1,946</b>
Therapy Professions	136	160	172	167	163	+26	+3	-4	191
Health Science/ Diagnostics	280	304	322	329	329	+48	+25	-1	355
Pharmacy	45	58	62	65	66	+21	+8	+1	74
Psychologists	38	44	62	63	59	+21	+15	-4	77
Social Workers	57	64	71	74	72	+16	+8	-1	83
H&SC, Other	25	37	30	31	30	+5	-6	-1	38
<b>Health &amp; Social Care Professionals</b>	<b>581</b>	<b>666</b>	<b>720</b>	<b>729</b>	<b>719</b>	<b>+138</b>	<b>+52</b>	<b>-10</b>	<b>818</b>
Management (VIII & above)	52	72	75	77	79	+27	+7	+2	80
Administrative/ Supervisory (V to VII)	272	358	438	423	416	+144	+57	-7	433
Clerical (III & IV)	420	430	441	432	422	+2	-8	-9	498
<b>Management &amp; Administrative</b>	<b>744</b>	<b>861</b>	<b>954</b>	<b>931</b>	<b>917</b>	<b>+172</b>	<b>+56</b>	<b>-15</b>	<b>1,011</b>
Support	195	211	225	224	225	+29	+14	+1	253
Maintenance/ Technical	15	14	15	16	15	-0	+0	-1	15
<b>General Support</b>	<b>210</b>	<b>225</b>	<b>240</b>	<b>240</b>	<b>239</b>	<b>+29</b>	<b>+14</b>	<b>-0</b>	<b>268</b>
Health Care Assistants	165	181	220	216	215	+50	+34	-1	246
Care, other	14	10	9	9	8	-5	-2	-0	10
<b>Patient &amp; Client Care</b>	<b>179</b>	<b>191</b>	<b>229</b>	<b>224</b>	<b>223</b>	<b>+44</b>	<b>+32</b>	<b>-1</b>	<b>256</b>



Dublin Midlands Hospital Group MAY 2024	WTE DEC 2019	WTE DEC 2022	WTE DEC 2023	WTE APR 2024	WTE MAY 2024	WTE change since DEC 2019	WTE change since DEC 2022	WTE change since APR 2024	No. MAY 2024
<b>Total Dublin Midlands Hospital Group</b>	<b>11,732</b>	<b>13,424</b>	<b>14,540</b>	<b>14,905</b>	<b>14,919</b>	<b>+3,187</b>	<b>+1,495</b>	<b>+14</b>	<b>16,475</b>
Consultants	498	611	668	681	688	+191	+78	+8	734
Registrars	545	638	689	695	693	+148	+55	-2	717
SHO/ Interns	479	542	585	580	578	+99	+36	-3	608
Medical/ Dental, other	9	11	12	13	11	+3	+0	-2	15
<b>Medical &amp; Dental</b>	<b>1,531</b>	<b>1,802</b>	<b>1,955</b>	<b>1,969</b>	<b>1,971</b>	<b>+440</b>	<b>+169</b>	<b>+1</b>	<b>2,074</b>
Nurse/ Midwife Manager	949	1,081	1,159	1,164	1,133	+184	+52	-31	1,243
Nurse/ Midwife Specialist & AN/MP	218	334	413	431	428	+210	+93	-3	470
Staff Nurse/ Staff Midwife	3,076	3,421	3,751	3,953	3,996	+920	+575	+42	4,373
Nursing/ Midwifery Student	43	103	59	161	166	+123	+63	+5	293
Nursing/ Midwifery other	37	37	43	42	41	+4	+4	-1	51
<b>Nursing &amp; Midwifery</b>	<b>4,322</b>	<b>4,976</b>	<b>5,424</b>	<b>5,751</b>	<b>5,763</b>	<b>+1,441</b>	<b>+787</b>	<b>+12</b>	<b>6,430</b>
Therapy Professions	392	485	521	516	516	+124	+31	-0	569
Health Science/ Diagnostics	1,049	1,127	1,173	1,186	1,186	+137	+59	+0	1,283
Pharmacy	236	251	269	264	274	+37	+23	+10	304
Psychologists	13	18	21	21	21	+8	+2	-0	23
Social Workers	79	91	107	110	107	+28	+17	-2	120
H&SC, Other	34	52	48	60	61	+27	+9	+0	69
<b>Health &amp; Social Care Professionals</b>	<b>1,804</b>	<b>2,024</b>	<b>2,139</b>	<b>2,157</b>	<b>2,164</b>	<b>+361</b>	<b>+140</b>	<b>+7</b>	<b>2,368</b>
Management (VIII & above)	122	150	145	147	149	+27	-1	+2	153
Administrative/ Supervisory (V to VII)	517	660	749	752	750	+233	+90	-2	787
Clerical (III & IV)	1,156	1,236	1,386	1,398	1,393	+237	+157	-5	1,585
<b>Management &amp; Administrative</b>	<b>1,795</b>	<b>2,046</b>	<b>2,280</b>	<b>2,297</b>	<b>2,292</b>	<b>+497</b>	<b>+246</b>	<b>-5</b>	<b>2,525</b>
Support	790	821	822	808	801	+11	-20	-7	927
Maintenance/ Technical	143	142	137	136	136	-7	-6	+0	140
<b>General Support</b>	<b>933</b>	<b>963</b>	<b>959</b>	<b>944</b>	<b>937</b>	<b>+4</b>	<b>-26</b>	<b>-7</b>	<b>1,067</b>
Health Care Assistants	1,326	1,581	1,707	1,712	1,717	+390	+136	+5	1,925
Care, other	22	33	76	75	76	+54	+43	+1	86
<b>Patient &amp; Client Care</b>	<b>1,348</b>	<b>1,613</b>	<b>1,783</b>	<b>1,787</b>	<b>1,792</b>	<b>+445</b>	<b>+179</b>	<b>+6</b>	<b>2,011</b>



Ireland East Hospital Group MAY 2024	WTE DEC 2019	WTE DEC 2022	WTE DEC 2023	WTE APR 2024	WTE MAY 2024	WTE change since DEC 2019	WTE change since DEC 2022	WTE change since APR 2024	No. MAY 2024
<b>Total Ireland East Hospital Group</b>	<b>10,375</b>	<b>12,394</b>	<b>13,335</b>	<b>13,579</b>	<b>13,592</b>	<b>+3,217</b>	<b>+1,198</b>	<b>+13</b>	<b>14,871</b>
Consultants	459	556	590	602	607	+147	+51	+5	652
Registrars	513	623	645	668	668	+156	+46	+0	679
SHO/ Interns	483	573	669	661	659	+176	+86	-1	669
Medical/ Dental, other	21	31	31	31	31	+10	-1	+0	39
<b>Medical &amp; Dental</b>	<b>1,475</b>	<b>1,783</b>	<b>1,936</b>	<b>1,961</b>	<b>1,964</b>	<b>+489</b>	<b>+182</b>	<b>+3</b>	<b>2,039</b>
Nurse/ Midwife Manager	833	1,048	1,139	1,145	1,148	+316	+100	+3	1,253
Nurse/ Midwife Specialist & AN/MP	237	298	351	355	361	+124	+64	+7	394
Staff Nurse/ Staff Midwife	2,816	3,329	3,637	3,763	3,769	+953	+440	+6	4,124
Nursing/ Midwifery Student	60	65	36	117	114	+55	+50	-3	216
Nursing/ Midwifery other	34	17	19	22	21	-13	+4	-1	25
<b>Nursing &amp; Midwifery</b>	<b>3,980</b>	<b>4,757</b>	<b>5,181</b>	<b>5,402</b>	<b>5,415</b>	<b>+1,435</b>	<b>+657</b>	<b>+12</b>	<b>6,012</b>
Therapy Professions	401	481	512	516	520	+119	+39	+4	592
Health Science/ Diagnostics	576	686	729	744	741	+164	+55	-3	836
Social Care	1	1	1	1	1	-1	-1	+0	1
Pharmacy	152	192	206	205	205	+53	+13	+0	225
Psychologists	25	35	36	38	36	+11	+1	-2	43
Social Workers	52	73	92	94	93	+41	+20	-1	103
H&SC, Other	10	22	21	22	19	+9	-3	-3	25
<b>Health &amp; Social Care Professionals</b>	<b>1,218</b>	<b>1,491</b>	<b>1,597</b>	<b>1,619</b>	<b>1,614</b>	<b>+397</b>	<b>+124</b>	<b>-4</b>	<b>1,825</b>
Management (VIII & above)	52	106	100	102	102	+50	-3	+1	103
Administrative/ Supervisory (V to VII)	396	614	679	678	682	+286	+68	+4	714
Clerical (III & IV)	1,180	1,208	1,310	1,301	1,302	+122	+94	+1	1,438
<b>Management &amp; Administrative</b>	<b>1,628</b>	<b>1,928</b>	<b>2,089</b>	<b>2,080</b>	<b>2,086</b>	<b>+458</b>	<b>+158</b>	<b>+6</b>	<b>2,255</b>
Support	1,229	1,385	1,377	1,362	1,357	+127	-28	-6	1,515
Maintenance/ Technical	95	113	120	117	117	+22	+4	+0	120
<b>General Support</b>	<b>1,324</b>	<b>1,498</b>	<b>1,497</b>	<b>1,479</b>	<b>1,474</b>	<b>+149</b>	<b>-24</b>	<b>-6</b>	<b>1,635</b>
Health Care Assistants	730	919	1,010	1,017	1,017	+287	+98	+1	1,081
Care, other	20	19	25	22	22	+1	+3	+0	24
<b>Patient &amp; Client Care</b>	<b>750</b>	<b>938</b>	<b>1,035</b>	<b>1,038</b>	<b>1,039</b>	<b>+289</b>	<b>+101</b>	<b>+1</b>	<b>1,105</b>



RCSI Hospitals Group MAY 2024	WTE DEC 2019	WTE DEC 2022	WTE DEC 2023	WTE APR 2024	WTE MAY 2024	WTE change since DEC 2019	WTE change since DEC 2022	WTE change since APR 2024	No. MAY 2024
<b>Total RCSI Hospitals Group</b>	<b>13,764</b>	<b>16,234</b>	<b>16,998</b>	<b>17,255</b>	<b>17,270</b>	<b>+3,506</b>	<b>+1,036</b>	<b>+14</b>	<b>18,931</b>
Consultants	641	782	848	883	888	+246	+106	+5	974
Registrars	692	821	856	871	873	+180	+52	+2	891
SHO/ Interns	643	760	825	790	797	+154	+37	+7	808
Medical/ Dental, other	10	10	10	11	11	+0	+1	+0	17
<b>Medical &amp; Dental</b>	<b>1,987</b>	<b>2,373</b>	<b>2,540</b>	<b>2,555</b>	<b>2,568</b>	<b>+581</b>	<b>+195</b>	<b>+13</b>	<b>2,690</b>
Nurse/ Midwife Manager	1,062	1,359	1,424	1,421	1,431	+369	+72	+10	1,563
Nurse/ Midwife Specialist & AN/MP	292	439	487	513	510	+218	+71	-3	549
Staff Nurse/ Staff Midwife	3,720	4,279	4,609	4,783	4,779	+1,059	+500	-4	5,173
Nursing/ Midwifery Student	122	117	96	141	137	+15	+21	-4	264
Nursing/ Midwifery other	89	64	65	62	62	-27	-1	+0	71
<b>Nursing &amp; Midwifery</b>	<b>5,285</b>	<b>6,258</b>	<b>6,681</b>	<b>6,921</b>	<b>6,920</b>	<b>+1,635</b>	<b>+662</b>	<b>-1</b>	<b>7,620</b>
Therapy Professions	498	624	628	639	638	+140	+14	-1	697
Health Science/ Diagnostics	875	1,005	1,008	1,019	1,019	+145	+14	-0	1,111
Pharmacy	188	226	236	233	232	+44	+6	-1	253
Psychologists	19	24	30	30	31	+11	+6	+1	35
Social Workers	99	119	126	124	126	+26	+7	+1	139
H&SC, Other	36	41	45	54	44	+8	+3	-10	52
<b>Health &amp; Social Care Professionals</b>	<b>1,715</b>	<b>2,040</b>	<b>2,073</b>	<b>2,100</b>	<b>2,090</b>	<b>+374</b>	<b>+50</b>	<b>-10</b>	<b>2,287</b>
Management (VIII & above)	120	168	175	173	172	+52	+4	-1	175
Administrative/ Supervisory (V to VII)	541	751	832	843	847	+307	+97	+4	895
Clerical (III & IV)	1,388	1,542	1,544	1,540	1,540	+152	-2	-0	1,743
<b>Management &amp; Administrative</b>	<b>2,049</b>	<b>2,460</b>	<b>2,551</b>	<b>2,556</b>	<b>2,559</b>	<b>+511</b>	<b>+99</b>	<b>+3</b>	<b>2,813</b>
Support	1,310	1,382	1,399	1,392	1,390	+80	+8	-3	1,558
Maintenance/ Technical	119	146	144	145	147	+28	+1	+2	150
<b>General Support</b>	<b>1,429</b>	<b>1,528</b>	<b>1,544</b>	<b>1,538</b>	<b>1,537</b>	<b>+108</b>	<b>+9</b>	<b>-1</b>	<b>1,708</b>
Health Care Assistants	1,252	1,528	1,562	1,542	1,549	+297	+20	+7	1,752
Care, other	47	47	48	45	47	+0	-0	+2	61
<b>Patient &amp; Client Care</b>	<b>1,299</b>	<b>1,576</b>	<b>1,610</b>	<b>1,587</b>	<b>1,596</b>	<b>+297</b>	<b>+20</b>	<b>+9</b>	<b>1,813</b>



Saolta University Hospital Care MAY 2024	WTE DEC 2019	WTE DEC 2022	WTE DEC 2023	WTE APR 2024	WTE MAY 2024	WTE change since DEC 2019	WTE change since DEC 2022	WTE change since APR 2024	No. MAY 2024
<b>Total Saolta University Hospital Care</b>	<b>9,253</b>	<b>11,327</b>	<b>12,091</b>	<b>12,139</b>	<b>12,092</b>	<b>+2,839</b>	<b>+765</b>	<b>-47</b>	<b>13,412</b>
Consultants	463	511	556	564	572	+109	+60	+7	614
Registrars	445	507	533	546	555	+110	+48	+9	572
SHO/ Interns	535	668	723	709	712	+177	+44	+3	726
Medical/ Dental, other	10	12	12	20	28	+18	+16	+8	39
<b>Medical &amp; Dental</b>	<b>1,452</b>	<b>1,698</b>	<b>1,824</b>	<b>1,839</b>	<b>1,867</b>	<b>+414</b>	<b>+169</b>	<b>+27</b>	<b>1,951</b>
Nurse/ Midwife Manager	567	713	812	798	792	+225	+78	-6	853
Nurse/ Midwife Specialist & AN/MP	218	315	367	379	376	+157	+61	-4	401
Staff Nurse/ Staff Midwife	2,764	3,303	3,520	3,534	3,506	+741	+203	-28	4,012
Public Health Nurse	1					-1			
Nursing/ Midwifery Student	50	120	56	117	108	+59	-12	-9	213
Nursing/ Midwifery other	33	34	39	46	45	+12	+11	-1	51
<b>Nursing &amp; Midwifery</b>	<b>3,633</b>	<b>4,485</b>	<b>4,794</b>	<b>4,873</b>	<b>4,826</b>	<b>+1,193</b>	<b>+341</b>	<b>-47</b>	<b>5,530</b>
Therapy Professions	262	349	380	379	374	+112	+26	-5	414
Health Science/ Diagnostics	617	738	743	738	736	+119	-2	-2	822
Social Care	2	2	2	2	2	-0	-0	+0	3
Pharmacy	137	191	203	210	209	+72	+18	-1	236
Psychologists	1	3	7	8	8	+7	+4	-1	10
Social Workers	26	43	54	53	53	+27	+11	+0	60
H&SC, Other	19	31	41	47	47	+27	+16	-0	58
<b>Health &amp; Social Care Professionals</b>	<b>1,065</b>	<b>1,357</b>	<b>1,430</b>	<b>1,439</b>	<b>1,429</b>	<b>+365</b>	<b>+72</b>	<b>-9</b>	<b>1,603</b>
Management (VIII & above)	51	62	67	65	66	+15	+4	+0	66
Administrative/ Supervisory (V to VII)	237	384	444	439	441	+205	+57	+2	459
Clerical (III & IV)	1,048	1,252	1,346	1,321	1,319	+271	+67	-3	1,443
<b>Management &amp; Administrative</b>	<b>1,335</b>	<b>1,698</b>	<b>1,857</b>	<b>1,826</b>	<b>1,826</b>	<b>+491</b>	<b>+128</b>	<b>+0</b>	<b>1,968</b>
Support	836	919	939	928	925	+89	+6	-3	1,013
Maintenance/ Technical	103	103	104	102	100	-3	-3	-2	103
<b>General Support</b>	<b>939</b>	<b>1,022</b>	<b>1,043</b>	<b>1,030</b>	<b>1,024</b>	<b>+86</b>	<b>+2</b>	<b>-5</b>	<b>1,116</b>
Health Care Assistants	799	980	1,046	1,033	1,023	+224	+43	-10	1,135
Care, other	30	86	99	100	97	+66	+11	-3	109
<b>Patient &amp; Client Care</b>	<b>830</b>	<b>1,066</b>	<b>1,144</b>	<b>1,133</b>	<b>1,120</b>	<b>+290</b>	<b>+54</b>	<b>-13</b>	<b>1,244</b>



South/South West Hospital Group MAY 2024	WTE DEC 2019	WTE DEC 2022	WTE DEC 2023	WTE APR 2024	WTE MAY 2024	WTE change since DEC 2019	WTE change since DEC 2022	WTE change since APR 2024	No. MAY 2024
<b>Total South/South West Hospital Group</b>	<b>7,641</b>	<b>9,152</b>	<b>9,961</b>	<b>10,069</b>	<b>10,075</b>	<b>+2,434</b>	<b>+923</b>	<b>+6</b>	<b>11,371</b>
Consultants	335	392	454	475	483	+148	+91	+8	518
Registrars	353	440	476	497	500	+147	+61	+4	519
SHO/ Interns	370	430	474	466	466	+96	+36	+0	473
Medical/ Dental, other	7	9	7	6	6	-1	-3	-0	12
<b>Medical &amp; Dental</b>	<b>1,066</b>	<b>1,270</b>	<b>1,411</b>	<b>1,443</b>	<b>1,455</b>	<b>+389</b>	<b>+185</b>	<b>+12</b>	<b>1,522</b>
Nurse/ Midwife Manager	624	689	771	765	746	+122	+57	-19	832
Nurse/ Midwife Specialist & AN/MP	95	184	231	229	233	+138	+48	+4	255
Staff Nurse/ Staff Midwife	2,268	2,673	2,962	2,988	3,022	+755	+349	+35	3,460
Nursing/ Midwifery Student	62	49	26	82	73	+11	+24	-9	142
Nursing/ Midwifery other	9	11	14	14	14	+5	+3	+0	16
<b>Nursing &amp; Midwifery</b>	<b>3,058</b>	<b>3,606</b>	<b>4,003</b>	<b>4,077</b>	<b>4,088</b>	<b>+1,030</b>	<b>+481</b>	<b>+11</b>	<b>4,705</b>
Therapy Professions	233	344	390	393	391	+158	+47	-2	442
Health Science/ Diagnostics	586	669	671	666	661	+75	-8	-5	766
Pharmacy	94	145	151	149	148	+54	+3	-1	171
Psychologists	2	6	12	11	12	+10	+6	+1	15
Social Workers	29	39	43	45	43	+15	+4	-1	48
H&SC, Other	19	14	19	20	20	+1	+6	-0	20
<b>Health &amp; Social Care Professionals</b>	<b>963</b>	<b>1,216</b>	<b>1,286</b>	<b>1,283</b>	<b>1,276</b>	<b>+313</b>	<b>+60</b>	<b>-7</b>	<b>1,462</b>
Management (VIII & above)	41	63	62	63	62	+21	-0	-1	63
Administrative/ Supervisory (V to VII)	199	304	366	362	359	+160	+54	-3	391
Clerical (III & IV)	883	969	987	976	980	+97	+12	+5	1,106
<b>Management &amp; Administrative</b>	<b>1,123</b>	<b>1,336</b>	<b>1,415</b>	<b>1,401</b>	<b>1,401</b>	<b>+278</b>	<b>+66</b>	<b>+0</b>	<b>1,560</b>
Support	907	1,087	1,106	1,108	1,105	+198	+19	-3	1,280
Maintenance/ Technical	13	13	15	15	16	+3	+2	+0	16
<b>General Support</b>	<b>920</b>	<b>1,100</b>	<b>1,121</b>	<b>1,123</b>	<b>1,121</b>	<b>+201</b>	<b>+21</b>	<b>-3</b>	<b>1,296</b>
Health Care Assistants	498	606	684	696	690	+191	+84	-7	775
Care, other	13	18	42	45	44	+32	+26	-1	51
<b>Patient &amp; Client Care</b>	<b>511</b>	<b>624</b>	<b>726</b>	<b>742</b>	<b>734</b>	<b>+223</b>	<b>+110</b>	<b>-8</b>	<b>826</b>



University of Limerick Hospital Group MAY 2024	WTE DEC 2019	WTE DEC 2022	WTE DEC 2023	WTE APR 2024	WTE MAY 2024	WTE change since DEC 2019	WTE change since DEC 2022	WTE change since APR 2024	No. MAY 2024
<b>Total University of Limerick Hospital Group</b>	<b>4,146</b>	<b>5,222</b>	<b>5,661</b>	<b>5,820</b>	<b>5,796</b>	<b>+1,649</b>	<b>+574</b>	<b>-24</b>	<b>6,322</b>
Consultants	165	198	226	234	237	+72	+38	+3	248
Registrars	190	236	263	270	274	+83	+38	+3	280
SHO/ Interns	197	252	315	319	322	+125	+69	+3	325
Medical/ Dental, other	1	1	1	1	1	+0	+0	+0	2
<b>Medical &amp; Dental</b>	<b>553</b>	<b>687</b>	<b>805</b>	<b>824</b>	<b>833</b>	<b>+280</b>	<b>+145</b>	<b>+9</b>	<b>855</b>
Nurse/ Midwife Manager	325	430	463	476	462	+137	+33	-14	498
Nurse/ Midwife Specialist & AN/MP	76	121	148	156	152	+77	+31	-3	162
Staff Nurse/ Staff Midwife	1,226	1,471	1,525	1,570	1,566	+340	+94	-5	1,741
Nursing/ Midwifery Student	19	4	7	49	46	+27	+42	-2	93
Nursing/ Midwifery other	11	13	14	13	13	+2	+0	-0	15
<b>Nursing &amp; Midwifery</b>	<b>1,657</b>	<b>2,040</b>	<b>2,157</b>	<b>2,264</b>	<b>2,240</b>	<b>+583</b>	<b>+200</b>	<b>-24</b>	<b>2,509</b>
Therapy Professions	84	120	137	159	155	+71	+36	-4	171
Health Science/ Diagnostics	252	261	293	294	294	+42	+34	+0	324
Pharmacy	45	61	64	64	66	+21	+5	+2	76
Psychologists	3	5	7	8	9	+6	+4	+0	10
Social Workers	11	13	11	16	15	+4	+3	-1	17
H&SC, Other	7	12	13	14	14	+7	+3	+0	15
<b>Health &amp; Social Care Professionals</b>	<b>403</b>	<b>471</b>	<b>525</b>	<b>556</b>	<b>553</b>	<b>+151</b>	<b>+83</b>	<b>-3</b>	<b>613</b>
Management (VIII & above)	36	46	48	49	49	+13	+3	-0	49
Administrative/ Supervisory (V to VII)	103	213	243	228	231	+128	+17	+3	241
Clerical (III & IV)	485	573	602	627	620	+135	+47	-7	669
<b>Management &amp; Administrative</b>	<b>624</b>	<b>832</b>	<b>893</b>	<b>904</b>	<b>899</b>	<b>+275</b>	<b>+68</b>	<b>-5</b>	<b>959</b>
Support	286	726	730	718	723	+436	-3	+5	789
Maintenance/ Technical	39	37	39	39	38	-1	+0	-2	38
<b>General Support</b>	<b>325</b>	<b>764</b>	<b>769</b>	<b>758</b>	<b>761</b>	<b>+436</b>	<b>-3</b>	<b>+3</b>	<b>827</b>
Health Care Assistants	577	422	506	507	503	-74	+81	-4	552
Care, other	8	6	6	7	6	-1	+0	-0	7
<b>Patient &amp; Client Care</b>	<b>585</b>	<b>429</b>	<b>512</b>	<b>513</b>	<b>510</b>	<b>-75</b>	<b>+81</b>	<b>-4</b>	<b>559</b>





other Acute Services MAY 2024	WTE DEC 2019	WTE DEC 2022	WTE DEC 2023	WTE APR 2024	WTE MAY 2024	WTE change since DEC 2019	WTE change since DEC 2022	WTE change since APR 2024	No. MAY 2024
<b>Total other Acute Services</b>	<b>91</b>	<b>127</b>	<b>148</b>	<b>148</b>	<b>147</b>	<b>+56</b>	<b>+20</b>	<b>-1</b>	<b>154</b>
Consultants			1	1	1	+1	+1	-0	2
<b>Medical &amp; Dental</b>			<b>1</b>	<b>1</b>	<b>1</b>	<b>+1</b>	<b>+1</b>	<b>-0</b>	<b>2</b>
Nurse/ Midwife Manager	14	17	21	23	23	+9	+6	+0	23
<b>Nursing &amp; Midwifery</b>	<b>14</b>	<b>17</b>	<b>21</b>	<b>23</b>	<b>23</b>	<b>+9</b>	<b>+6</b>	<b>+0</b>	<b>23</b>
Health Science/ Diagnostics	3	4	14	12	13	+10	+9	+1	13
Pharmacy	4	8	13	14	14	+10	+5	+0	14
Social Workers	1					-1			
<b>Health &amp; Social Care Professionals</b>	<b>8</b>	<b>12</b>	<b>26</b>	<b>26</b>	<b>26</b>	<b>+18</b>	<b>+14</b>	<b>+1</b>	<b>27</b>
Management (VIII & above)	31	34	37	38	38	+7	+4	+0	39
Administrative/ Supervisory (V to VII)	34	54	57	55	54	+20	-0	-1	58
Clerical (III & IV)	4	9	6	6	5	+1	-4	-1	5
<b>Management &amp; Administrative</b>	<b>69</b>	<b>97</b>	<b>101</b>	<b>99</b>	<b>97</b>	<b>+28</b>	<b>+0</b>	<b>-2</b>	<b>102</b>



# Employment Report by Grade Group: MAY 2024

Ambulance Services MAY 2024	WTE DEC 2019	WTE DEC 2022	WTE DEC 2023	WTE APR 2024	WTE MAY 2024	WTE change since DEC 2019	WTE change since DEC 2022	WTE change since APR 2024	No. MAY 2024
<b>Total Ambulance Services</b>	<b>1,933</b>	<b>2,067</b>	<b>2,321</b>	<b>2,380</b>	<b>2,361</b>	<b>+428</b>	<b>+294</b>	<b>-19</b>	<b>2,426</b>
Consultants	1	1	1	1	1	+0	+0	+0	1
<b>Medical &amp; Dental</b>	<b>1</b>	<b>1</b>	<b>1</b>	<b>1</b>	<b>1</b>	<b>+0</b>	<b>+0</b>	<b>+0</b>	<b>1</b>
Nurse/ Midwife Manager	1	3	3	7	7	+6	+4	+0	8
Staff Nurse/ Staff Midwife	1					-1			
<b>Nursing &amp; Midwifery</b>	<b>2</b>	<b>3</b>	<b>3</b>	<b>7</b>	<b>7</b>	<b>+5</b>	<b>+4</b>	<b>+0</b>	<b>8</b>
Therapy Professions	1					-1			
Pharmacy				1	1	+1	+1	-0	1
H&SC, Other			14	24	23	+23	+23	-1	23
<b>Health &amp; Social Care Professionals</b>	<b>1</b>		<b>14</b>	<b>25</b>	<b>24</b>	<b>+23</b>	<b>+24</b>	<b>-1</b>	<b>24</b>
Management (VIII & above)	12	21	40	43	42	+30	+21	-1	42
Administrative/ Supervisory (V to VII)	29	50	85	92	92	+63	+41	-0	95
Clerical (III & IV)	41	45	61	59	59	+18	+14	-0	63
<b>Management &amp; Administrative</b>	<b>82</b>	<b>116</b>	<b>186</b>	<b>194</b>	<b>193</b>	<b>+111</b>	<b>+76</b>	<b>-1</b>	<b>200</b>
Support	4	3	2	2	2	-2	-2	+0	2
Maintenance/ Technical	2	1	1	1	1	-1	+0	+0	1
<b>General Support</b>	<b>6</b>	<b>4</b>	<b>3</b>	<b>3</b>	<b>3</b>	<b>-3</b>	<b>-2</b>	<b>+0</b>	<b>3</b>
Health Care Assistants	2	1	1	1	1	-1	+0	-0	1
Ambulance Staff	1,825	1,931	2,103	2,141	2,124	+299	+194	-17	2,179
Care, other	15	11	10	9	9	-6	-2	+0	10
<b>Patient &amp; Client Care</b>	<b>1,841</b>	<b>1,942</b>	<b>2,114</b>	<b>2,151</b>	<b>2,134</b>	<b>+293</b>	<b>+192</b>	<b>-17</b>	<b>2,190</b>



Bantry General MAY 2024	WTE DEC 2019	WTE DEC 2022	WTE DEC 2023	WTE APR 2024	WTE MAY 2024	WTE change since DEC 2019	WTE change since DEC 2022	WTE change since APR 2024	No. MAY 2024
<b>Total Bantry General</b>	<b>266</b>	<b>333</b>	<b>327</b>	<b>335</b>	<b>332</b>	<b>+65</b>	<b>-2</b>	<b>-3</b>	<b>383</b>
Consultants	4	7	6	7	7	+2	-0	-0	8
Registrars	6	9	6	6	5	-1	-4	-1	6
SHO/ Interns	13	14	14	13	14	+1	-0	+1	14
Medical/ Dental, other	0	1	1	1	1	+0	-0	+0	3
<b>Medical &amp; Dental</b>	<b>24</b>	<b>30</b>	<b>27</b>	<b>26</b>	<b>27</b>	<b>+3</b>	<b>-4</b>	<b>+0</b>	<b>31</b>
Nurse/ Midwife Manager	28	37	36	33	32	+5	-5	-1	35
Nurse/ Midwife Specialist & AN/MP	2	5	5	7	7	+5	+2	-0	8
Staff Nurse/ Staff Midwife	83	97	102	109	107	+24	+10	-2	124
Nursing/ Midwifery Student		1					-1		
<b>Nursing &amp; Midwifery</b>	<b>112</b>	<b>140</b>	<b>143</b>	<b>149</b>	<b>146</b>	<b>+34</b>	<b>+6</b>	<b>-3</b>	<b>167</b>
Therapy Professions	8	12	11	11	11	+3	-2	+0	12
Health Science/ Diagnostics	17	21	20	20	20	+2	-1	-1	24
Pharmacy	2	3	2	3	2	+0	-0	-0	3
<b>Health &amp; Social Care Professionals</b>	<b>28</b>	<b>36</b>	<b>34</b>	<b>33</b>	<b>33</b>	<b>+5</b>	<b>-3</b>	<b>-1</b>	<b>39</b>
Management (VIII & above)		1	1	2	1	+1	+0	-1	1
Administrative/ Supervisory (V to VII)	4	4	5	4	5	+2	+1	+1	6
Clerical (III & IV)	21	29	27	28	27	+6	-2	-0	33
<b>Management &amp; Administrative</b>	<b>25</b>	<b>35</b>	<b>33</b>	<b>34</b>	<b>34</b>	<b>+9</b>	<b>-1</b>	<b>-0</b>	<b>40</b>
Support	20	20	22	23	23	+2	+2	-0	25
Maintenance/ Technical	1	1	1	1	1	+0	+0	+0	1
<b>General Support</b>	<b>21</b>	<b>21</b>	<b>23</b>	<b>24</b>	<b>24</b>	<b>+2</b>	<b>+2</b>	<b>-0</b>	<b>26</b>
Health Care Assistants	56	71	66	68	68	+13	-2	+1	77
Care, other	1	1	1	1	1	+0	+0	+0	3
<b>Patient &amp; Client Care</b>	<b>56</b>	<b>71</b>	<b>67</b>	<b>68</b>	<b>69</b>	<b>+13</b>	<b>-2</b>	<b>+1</b>	<b>80</b>



Beaumont MAY 2024	WTE DEC 2019	WTE DEC 2022	WTE DEC 2023	WTE APR 2024	WTE MAY 2024	WTE change since DEC 2019	WTE change since DEC 2022	WTE change since APR 2024	No. MAY 2024
<b>Total Beaumont</b>	<b>3,846</b>	<b>4,346</b>	<b>4,499</b>	<b>4,554</b>	<b>4,565</b>	<b>+719</b>	<b>+220</b>	<b>+11</b>	<b>4,959</b>
Consultants	199	248	249	261	263	+64	+15	+2	286
Registrars	198	228	236	229	231	+33	+4	+2	233
SHO/ Interns	179	201	231	206	207	+28	+6	+1	207
Medical/ Dental, other	5	3	2	3	3	-2	-0	-0	4
<b>Medical &amp; Dental</b>	<b>581</b>	<b>679</b>	<b>718</b>	<b>699</b>	<b>704</b>	<b>+123</b>	<b>+25</b>	<b>+5</b>	<b>730</b>
Nurse/ Midwife Manager	296	352	369	357	359	+63	+7	+3	389
Nurse/ Midwife Specialist & AN/MP	70	96	110	130	126	+56	+30	-4	133
Staff Nurse/ Staff Midwife	908	1,103	1,113	1,192	1,191	+283	+88	-1	1,246
Nursing/ Midwifery Student	59	3	33	32	33	-27	+30	+1	65
Nursing/ Midwifery other	25	11	13	13	13	-12	+2	-0	14
<b>Nursing &amp; Midwifery</b>	<b>1,358</b>	<b>1,565</b>	<b>1,638</b>	<b>1,723</b>	<b>1,722</b>	<b>+364</b>	<b>+157</b>	<b>-1</b>	<b>1,847</b>
Therapy Professions	151	166	166	163	164	+13	-2	+1	178
Health Science/ Diagnostics	277	289	290	297	301	+24	+12	+4	327
Pharmacy	46	45	50	50	50	+3	+4	+0	52
Psychologists	11	13	14	14	14	+3	+2	+0	17
Social Workers	33	37	38	37	37	+4	-0	+0	40
H&SC, Other	10	14	12	19	17	+7	+2	-3	19
<b>Health &amp; Social Care Professionals</b>	<b>529</b>	<b>564</b>	<b>571</b>	<b>579</b>	<b>582</b>	<b>+53</b>	<b>+18</b>	<b>+3</b>	<b>633</b>
Management (VIII & above)	29	38	43	42	42	+13	+4	+0	43
Administrative/ Supervisory (V to VII)	180	238	242	252	256	+76	+18	+4	271
Clerical (III & IV)	389	399	404	398	395	+6	-4	-4	460
<b>Management &amp; Administrative</b>	<b>598</b>	<b>675</b>	<b>689</b>	<b>692</b>	<b>693</b>	<b>+94</b>	<b>+17</b>	<b>+0</b>	<b>774</b>
Support	430	430	442	439	440	+10	+10	+1	502
Maintenance/ Technical	37	57	54	52	52	+15	-5	+0	54
<b>General Support</b>	<b>467</b>	<b>487</b>	<b>497</b>	<b>491</b>	<b>492</b>	<b>+25</b>	<b>+5</b>	<b>+1</b>	<b>556</b>
Health Care Assistants	304	366	379	361	363	+60	-3	+2	408
Care, other	9	9	8	8	9	-0	+0	+1	11
<b>Patient &amp; Client Care</b>	<b>313</b>	<b>375</b>	<b>387</b>	<b>369</b>	<b>372</b>	<b>+59</b>	<b>-3</b>	<b>+3</b>	<b>419</b>



CHI Corporate MAY 2024	WTE DEC 2019	WTE DEC 2022	WTE DEC 2023	WTE APR 2024	WTE MAY 2024	WTE change since DEC 2019	WTE change since DEC 2022	WTE change since APR 2024	No. MAY 2024
<b>Total CHI Corporate</b>	<b>3</b>	<b>40</b>	<b>53</b>	<b>49</b>	<b>50</b>	<b>+47</b>	<b>+10</b>	<b>+1</b>	<b>51</b>
Consultants		2	2	3	3	+3	+1	-0	3
<b>Medical &amp; Dental</b>		<b>2</b>	<b>2</b>	<b>3</b>	<b>3</b>	<b>+3</b>	<b>+1</b>	<b>-0</b>	<b>3</b>
Nurse/ Midwife Manager		1	3	1	1	+1	+0	+0	1
<b>Nursing &amp; Midwifery</b>		<b>1</b>	<b>3</b>	<b>1</b>	<b>1</b>	<b>+1</b>	<b>+0</b>	<b>+0</b>	<b>1</b>
Health Science/ Diagnostics			5	5	5	+5	+5	+0	5
Psychologists			1						
H&SC, Other				1	1	+1	+1	+0	1
<b>Health &amp; Social Care Professionals</b>			<b>6</b>	<b>6</b>	<b>6</b>	<b>+6</b>	<b>+6</b>	<b>+0</b>	<b>6</b>
Management (VIII & above)	3	18	17	16	17	+14	-2	+1	17
Administrative/ Supervisory (V to VII)		12	18	15	15	+15	+3	-0	15
Clerical (III & IV)		7	7	8	9	+9	+2	+1	9
<b>Management &amp; Administrative</b>	<b>3</b>	<b>37</b>	<b>42</b>	<b>39</b>	<b>40</b>	<b>+37</b>	<b>+3</b>	<b>+1</b>	<b>41</b>



CHI Programme MAY 2024	WTE DEC 2019	WTE DEC 2022	WTE DEC 2023	WTE APR 2024	WTE MAY 2024	WTE change since DEC 2019	WTE change since DEC 2022	WTE change since APR 2024	No. MAY 2024
<b>Total CHI Programme</b>	<b>57</b>	<b>111</b>	<b>186</b>	<b>186</b>	<b>180</b>	<b>+123</b>	<b>+69</b>	<b>-6</b>	<b>184</b>
Consultants	1	6	3	3	3	+2	-3	+0	3
<b>Medical &amp; Dental</b>	<b>1</b>	<b>6</b>	<b>3</b>	<b>3</b>	<b>3</b>	<b>+2</b>	<b>-3</b>	<b>+0</b>	<b>3</b>
Nurse/ Midwife Manager	4	5	10	14	14	+10	+9	-0	14
<b>Nursing &amp; Midwifery</b>	<b>4</b>	<b>5</b>	<b>10</b>	<b>14</b>	<b>14</b>	<b>+10</b>	<b>+9</b>	<b>-0</b>	<b>14</b>
Therapy Professions	2	3	3	4	3	+1	+1	-1	4
Health Science/ Diagnostics	5	8	6	7	7	+2	-1	+0	7
Pharmacy		1	3	3	3	+3	+2	+0	3
Psychologists					1	+1	+1	+1	1
<b>Health &amp; Social Care Professionals</b>	<b>7</b>	<b>11</b>	<b>12</b>	<b>14</b>	<b>14</b>	<b>+7</b>	<b>+3</b>	<b>+0</b>	<b>15</b>
Management (VIII & above)	14	22	26	26	27	+13	+5	+1	27
Administrative/ Supervisory (V to VII)	22	52	112	105	98	+76	+46	-7	100
Clerical (III & IV)	10	16	23	24	23	+13	+7	-1	24
<b>Management &amp; Administrative</b>	<b>45</b>	<b>90</b>	<b>161</b>	<b>155</b>	<b>148</b>	<b>+103</b>	<b>+59</b>	<b>-7</b>	<b>151</b>
Support			1	1	1	+1	+1	+0	1
<b>General Support</b>			<b>1</b>	<b>1</b>	<b>1</b>	<b>+1</b>	<b>+1</b>	<b>+0</b>	<b>1</b>



CHI at Connolly MAY 2024	WTE DEC 2019	WTE DEC 2022	WTE DEC 2023	WTE APR 2024	WTE MAY 2024	WTE change since DEC 2019	WTE change since DEC 2022	WTE change since APR 2024	No. MAY 2024
<b>Total CHI at Connolly</b>	<b>136</b>	<b>146</b>	<b>146</b>	<b>140</b>	<b>139</b>	<b>+3</b>	<b>-7</b>	<b>-2</b>	<b>164</b>
Consultants	10	9	9	8	8	-1	-1	+0	9
Registrars	11	6	3	3	3	-8	-3	-0	3
SHO/ Interns	4	4	6	7	6	+2	+2	-1	6
<b>Medical &amp; Dental</b>	<b>24</b>	<b>19</b>	<b>19</b>	<b>18</b>	<b>17</b>	<b>-7</b>	<b>-2</b>	<b>-1</b>	<b>18</b>
Nurse/ Midwife Manager	17	19	16	15	14	-3	-6	-1	17
Nurse/ Midwife Specialist & AN/MP	2	8	9	8	8	+6	+0	+0	10
Staff Nurse/ Staff Midwife	17	23	27	24	25	+8	+2	+1	34
<b>Nursing &amp; Midwifery</b>	<b>37</b>	<b>51</b>	<b>51</b>	<b>46</b>	<b>47</b>	<b>+11</b>	<b>-3</b>	<b>+1</b>	<b>61</b>
Therapy Professions	5	6	4	6	4	-1	-2	-2	5
Health Science/ Diagnostics	11	9	10	11	11	+0	+2	+0	11
Pharmacy	2	1	2	2	2	-0	+1	+0	2
Psychologists	4	6	6	7	6	+2	-0	-0	9
Social Workers	7	10	9	7	8	+1	-3	+0	9
H&SC, Other	2	2	2	2	2	-1	-1	-0	3
<b>Health &amp; Social Care Professionals</b>	<b>31</b>	<b>35</b>	<b>33</b>	<b>34</b>	<b>32</b>	<b>+1</b>	<b>-3</b>	<b>-2</b>	<b>39</b>
Administrative/ Supervisory (V to VII)	4	5	6	6	6	+2	+1	+0	6
Clerical (III & IV)	26	23	22	24	24	-2	+1	+0	27
<b>Management &amp; Administrative</b>	<b>30</b>	<b>28</b>	<b>28</b>	<b>30</b>	<b>30</b>	<b>-0</b>	<b>+2</b>	<b>+0</b>	<b>33</b>
Support	3	3	3	3	3	+0	+0	+0	3
<b>General Support</b>	<b>3</b>	<b>3</b>	<b>3</b>	<b>3</b>	<b>3</b>	<b>+0</b>	<b>+0</b>	<b>+0</b>	<b>3</b>
Health Care Assistants	10	11	11	9	9	-1	-2	+0	10
<b>Patient &amp; Client Care</b>	<b>10</b>	<b>11</b>	<b>11</b>	<b>9</b>	<b>9</b>	<b>-1</b>	<b>-2</b>	<b>+0</b>	<b>10</b>



CHI at Crumlin MAY 2024	WTE DEC 2019	WTE DEC 2022	WTE DEC 2023	WTE APR 2024	WTE MAY 2024	WTE change since DEC 2019	WTE change since DEC 2022	WTE change since APR 2024	No. MAY 2024
<b>Total CHI at Crumlin</b>	<b>1,967</b>	<b>2,232</b>	<b>2,403</b>	<b>2,422</b>	<b>2,415</b>	<b>+447</b>	<b>+183</b>	<b>-7</b>	<b>2,703</b>
Consultants	112	135	148	148	147	+35	+13	-1	157
Registrars	105	115	127	133	134	+30	+19	+1	143
SHO/ Interns	38	48	52	56	54	+16	+5	-3	56
Medical/ Dental, other	1	1	1	1	1	+0	+0	+0	1
<b>Medical &amp; Dental</b>	<b>255</b>	<b>298</b>	<b>328</b>	<b>338</b>	<b>336</b>	<b>+80</b>	<b>+37</b>	<b>-2</b>	<b>357</b>
Nurse/ Midwife Manager	159	181	204	202	197	+38	+16	-5	218
Nurse/ Midwife Specialist & AN/MP	103	135	147	136	132	+30	-3	-4	155
Staff Nurse/ Staff Midwife	477	543	560	590	592	+115	+49	+2	653
Nursing/ Midwifery Student	37	40	35	22	31	-6	-9	+9	41
Nursing/ Midwifery other	7	7	8	8	8	+1	+2	-0	10
<b>Nursing &amp; Midwifery</b>	<b>783</b>	<b>906</b>	<b>954</b>	<b>959</b>	<b>960</b>	<b>+178</b>	<b>+55</b>	<b>+1</b>	<b>1,077</b>
Therapy Professions	66	74	88	83	84	+18	+10	+1	99
Health Science/ Diagnostics	171	188	194	203	203	+32	+14	-0	220
Pharmacy	34	44	47	49	51	+17	+7	+2	57
Psychologists	18	19	31	34	31	+14	+13	-2	40
Social Workers	28	29	36	36	35	+7	+6	-1	39
H&SC, Other	16	21	16	15	15	-1	-5	-0	20
<b>Health &amp; Social Care Professionals</b>	<b>333</b>	<b>374</b>	<b>412</b>	<b>421</b>	<b>420</b>	<b>+87</b>	<b>+46</b>	<b>-1</b>	<b>475</b>
Management (VIII & above)	17	18	18	21	21	+5	+4	+1	22
Administrative/ Supervisory (V to VII)	121	168	176	173	174	+53	+6	+1	186
Clerical (III & IV)	206	200	211	204	199	-6	-1	-4	241
<b>Management &amp; Administrative</b>	<b>344</b>	<b>386</b>	<b>405</b>	<b>398</b>	<b>395</b>	<b>+52</b>	<b>+9</b>	<b>-2</b>	<b>449</b>
Support	139	148	160	161	162	+23	+13	+1	183
Maintenance/ Technical	10	10	10	10	9	-1	-1	-1	9
<b>General Support</b>	<b>149</b>	<b>158</b>	<b>170</b>	<b>170</b>	<b>170</b>	<b>+22</b>	<b>+12</b>	<b>-0</b>	<b>192</b>
Health Care Assistants	97	103	128	130	127	+30	+24	-3	146
Care, other	7	7	7	7	7	-0	-0	+0	7
<b>Patient &amp; Client Care</b>	<b>104</b>	<b>110</b>	<b>134</b>	<b>136</b>	<b>133</b>	<b>+29</b>	<b>+24</b>	<b>-3</b>	<b>153</b>





CHI at Tallaght MAY 2024	WTE DEC 2019	WTE DEC 2022	WTE DEC 2023	WTE APR 2024	WTE MAY 2024	WTE change since DEC 2019	WTE change since DEC 2022	WTE change since APR 2024	No. MAY 2024
<b>Total CHI at Tallaght</b>	<b>255</b>	<b>305</b>	<b>321</b>	<b>325</b>	<b>324</b>	<b>+69</b>	<b>+19</b>	<b>-1</b>	<b>362</b>
Consultants	18	27	32	33	37	+19	+10	+4	38
Registrars	20	20	18	20	20	-0	+0	+0	20
SHO/ Interns	17	19	23	21	20	+3	+2	-1	22
<b>Medical &amp; Dental</b>	<b>55</b>	<b>65</b>	<b>73</b>	<b>74</b>	<b>77</b>	<b>+22</b>	<b>+12</b>	<b>+3</b>	<b>80</b>
Nurse/ Midwife Manager	37	43	35	32	32	-5	-10	+0	38
Nurse/ Midwife Specialist & AN/MP	8	14	25	24	23	+15	+9	-1	27
Staff Nurse/ Staff Midwife	80	81	91	100	100	+20	+19	+0	107
Nursing/ Midwifery Student		4	2	3	3	+3	-1	-0	3
Nursing/ Midwifery other	3	1	2	2	1	-2	+0	-1	1
<b>Nursing &amp; Midwifery</b>	<b>128</b>	<b>142</b>	<b>155</b>	<b>161</b>	<b>159</b>	<b>+31</b>	<b>+17</b>	<b>-2</b>	<b>176</b>
Therapy Professions	9	17	13	13	12	+3	-5	-1	15
Health Science/ Diagnostics	2	3	3	3	3	+1	-0	+0	4
Psychologists	2	6	5	4	3	+1	-3	-1	6
Social Workers	5	4	5	5	5	+1	+2	-0	6
H&SC, Other	2	2	3	2	3	+1	+1	+0	3
<b>Health &amp; Social Care Professionals</b>	<b>20</b>	<b>32</b>	<b>29</b>	<b>28</b>	<b>27</b>	<b>+7</b>	<b>-6</b>	<b>-2</b>	<b>34</b>
Management (VIII & above)	2	1	1	1	1	-1	+0	+0	1
Administrative/ Supervisory (V to VII)	10	12	12	12	13	+3	+1	+1	14
Clerical (III & IV)	28	38	35	34	32	+4	-5	-2	38
<b>Management &amp; Administrative</b>	<b>40</b>	<b>51</b>	<b>48</b>	<b>47</b>	<b>47</b>	<b>+6</b>	<b>-4</b>	<b>-1</b>	<b>53</b>
Support	4	1	1	1	1	-2	+0	+0	2
<b>General Support</b>	<b>4</b>	<b>1</b>	<b>1</b>	<b>1</b>	<b>1</b>	<b>-2</b>	<b>+0</b>	<b>+0</b>	<b>2</b>
Health Care Assistants	8	13	14	13	13	+6	+1	-0	17
Care, other	1					-1			
<b>Patient &amp; Client Care</b>	<b>9</b>	<b>13</b>	<b>14</b>	<b>13</b>	<b>13</b>	<b>+5</b>	<b>+1</b>	<b>-0</b>	<b>17</b>



CHI at Temple Street MAY 2024	WTE DEC 2019	WTE DEC 2022	WTE DEC 2023	WTE APR 2024	WTE MAY 2024	WTE change since DEC 2019	WTE change since DEC 2022	WTE change since APR 2024	No. MAY 2024
<b>Total CHI at Temple Street</b>	<b>1,184</b>	<b>1,274</b>	<b>1,413</b>	<b>1,398</b>	<b>1,397</b>	<b>+213</b>	<b>+123</b>	<b>-1</b>	<b>1,557</b>
Consultants	79	101	104	103	103	+24	+2	+0	109
Registrars	69	85	100	100	99	+29	+13	-1	102
SHO/ Interns	29	36	44	42	46	+17	+11	+4	48
Medical/ Dental, other	1	1	1	1	1	-0	-0	+0	2
<b>Medical &amp; Dental</b>	<b>178</b>	<b>222</b>	<b>249</b>	<b>246</b>	<b>249</b>	<b>+71</b>	<b>+26</b>	<b>+3</b>	<b>261</b>
Nurse/ Midwife Manager	114	126	108	115	111	-3	-15	-3	130
Nurse/ Midwife Specialist & AN/MP	39	49	80	73	73	+34	+23	-0	89
Staff Nurse/ Staff Midwife	231	235	307	330	323	+92	+88	-7	356
Nursing/ Midwifery Student	38	36	35	14	31	-7	-4	+17	39
Nursing/ Midwifery other	1	1	2	1	2	+1	+1	+1	3
<b>Nursing &amp; Midwifery</b>	<b>424</b>	<b>447</b>	<b>532</b>	<b>534</b>	<b>541</b>	<b>+117</b>	<b>+94</b>	<b>+7</b>	<b>617</b>
Therapy Professions	54	61	65	61	59	+5	-2	-2	68
Health Science/ Diagnostics	92	95	103	100	100	+8	+4	-0	108
Pharmacy	8	12	10	11	10	+2	-2	-1	12
Psychologists	14	13	19	19	17	+3	+4	-2	21
Social Workers	18	20	22	25	24	+7	+4	-1	29
H&SC, Other	5	12	10	10	10	+4	-2	-0	11
<b>Health &amp; Social Care Professionals</b>	<b>191</b>	<b>214</b>	<b>229</b>	<b>226</b>	<b>220</b>	<b>+29</b>	<b>+6</b>	<b>-6</b>	<b>249</b>
Management (VIII & above)	17	13	14	13	13	-4	-0	-1	13
Administrative/ Supervisory (V to VII)	114	110	114	112	109	-5	-1	-3	112
Clerical (III & IV)	151	146	142	137	134	-17	-12	-3	159
<b>Management &amp; Administrative</b>	<b>282</b>	<b>269</b>	<b>270</b>	<b>262</b>	<b>256</b>	<b>-26</b>	<b>-13</b>	<b>-6</b>	<b>284</b>
Support	50	58	59	58	58	+8	-1	-0	64
Maintenance/ Technical	5	5	6	6	6	+1	+1	+0	6
<b>General Support</b>	<b>55</b>	<b>63</b>	<b>65</b>	<b>64</b>	<b>64</b>	<b>+9</b>	<b>+1</b>	<b>-0</b>	<b>70</b>
Health Care Assistants	50	55	67	64	66	+16	+11	+2	73
Care, other	6	3	2	2	2	-4	-1	-0	3
<b>Patient &amp; Client Care</b>	<b>56</b>	<b>58</b>	<b>69</b>	<b>66</b>	<b>68</b>	<b>+12</b>	<b>+9</b>	<b>+2</b>	<b>76</b>



Cappagh National Orthopaedic MAY 2024	WTE DEC 2019	WTE DEC 2022	WTE DEC 2023	WTE APR 2024	WTE MAY 2024	WTE change since DEC 2019	WTE change since DEC 2022	WTE change since APR 2024	No. MAY 2024
<b>Total Cappagh National Orthopaedic</b>	<b>426</b>	<b>500</b>	<b>531</b>	<b>541</b>	<b>539</b>	<b>+113</b>	<b>+39</b>	<b>-2</b>	<b>599</b>
Consultants	16	20	21	22	22	+6	+2	+0	25
Registrars	18	23	25	24	24	+6	+2	+0	26
SHO/ Interns	12	18	16	15	15	+3	-3	+0	15
<b>Medical &amp; Dental</b>	<b>46</b>	<b>60</b>	<b>62</b>	<b>61</b>	<b>61</b>	<b>+15</b>	<b>+1</b>	<b>+0</b>	<b>66</b>
Nurse/ Midwife Manager	41	43	49	50	49	+8	+6	-1	55
Nurse/ Midwife Specialist & AN/MP	9	11	7	7	7	-1	-4	+0	9
Staff Nurse/ Staff Midwife	103	108	119	129	128	+25	+20	-1	142
Nursing/ Midwifery other	2	1	1	1	1	-1	+0	+0	1
<b>Nursing &amp; Midwifery</b>	<b>155</b>	<b>164</b>	<b>177</b>	<b>188</b>	<b>185</b>	<b>+31</b>	<b>+21</b>	<b>-2</b>	<b>207</b>
Therapy Professions	33	40	29	31	31	-3	-10	+0	34
Health Science/ Diagnostics	25	39	34	34	34	+9	-5	+0	35
Pharmacy	5	6	5	5	5	+0	-0	+0	6
Psychologists	1	1	1	1	1	+0	+0	+0	1
Social Workers	7	8	6	6	6	-1	-2	+0	7
<b>Health &amp; Social Care Professionals</b>	<b>71</b>	<b>93</b>	<b>75</b>	<b>77</b>	<b>77</b>	<b>+6</b>	<b>-17</b>	<b>+0</b>	<b>83</b>
Management (VIII & above)	4	6	7	7	7	+3	+1	+0	7
Administrative/ Supervisory (V to VII)	22	30	45	44	44	+22	+14	+0	47
Clerical (III & IV)	40	54	58	59	59	+19	+5	-0	67
<b>Management &amp; Administrative</b>	<b>66</b>	<b>89</b>	<b>110</b>	<b>109</b>	<b>110</b>	<b>+44</b>	<b>+20</b>	<b>+0</b>	<b>121</b>
Support	62	59	26	24	24	-37	-35	+0	26
Maintenance/ Technical	1	5	5	7	7	+6	+2	+0	7
<b>General Support</b>	<b>63</b>	<b>64</b>	<b>31</b>	<b>31</b>	<b>31</b>	<b>-31</b>	<b>-33</b>	<b>+0</b>	<b>33</b>
Health Care Assistants	26	29	77	75	75	+49	+46	+0	89
<b>Patient &amp; Client Care</b>	<b>26</b>	<b>29</b>	<b>77</b>	<b>75</b>	<b>75</b>	<b>+49</b>	<b>+46</b>	<b>+0</b>	<b>89</b>



Cavan General MAY 2024	WTE DEC 2019	WTE DEC 2022	WTE DEC 2023	WTE APR 2024	WTE MAY 2024	WTE change since DEC 2019	WTE change since DEC 2022	WTE change since APR 2024	No. MAY 2024
<b>Total Cavan General</b>	<b>1,034</b>	<b>1,293</b>	<b>1,321</b>	<b>1,343</b>	<b>1,349</b>	<b>+315</b>	<b>+55</b>	<b>+5</b>	<b>1,497</b>
Consultants	31	40	46	45	47	+16	+7	+2	48
Registrars	51	60	63	66	67	+16	+7	+1	68
SHO/ Interns	57	69	78	72	73	+16	+3	+1	75
<b>Medical &amp; Dental</b>	<b>139</b>	<b>170</b>	<b>186</b>	<b>183</b>	<b>187</b>	<b>+47</b>	<b>+17</b>	<b>+4</b>	<b>191</b>
Nurse/ Midwife Manager	91	128	132	132	132	+41	+4	+1	146
Nurse/ Midwife Specialist & AN/MP	21	35	39	40	39	+18	+4	-0	45
Staff Nurse/ Staff Midwife	284	363	373	405	406	+122	+43	+2	462
Nursing/ Midwifery Student		1	3	1	1	+1	+1	+0	1
Nursing/ Midwifery other	2	1	2	1	1	-0	+1	+0	2
<b>Nursing &amp; Midwifery</b>	<b>398</b>	<b>527</b>	<b>549</b>	<b>578</b>	<b>580</b>	<b>+182</b>	<b>+53</b>	<b>+2</b>	<b>656</b>
Therapy Professions	31	41	45	44	43	+11	+2	-2	53
Health Science/ Diagnostics	66	80	78	80	79	+13	-1	-1	89
Pharmacy	17	28	28	29	29	+13	+2	+0	32
Social Workers	1	3	3	4	4	+3	+1	+0	5
H&SC, Other	2	2	2	3	3	+0	+1	+0	3
<b>Health &amp; Social Care Professionals</b>	<b>118</b>	<b>153</b>	<b>156</b>	<b>160</b>	<b>158</b>	<b>+41</b>	<b>+6</b>	<b>-2</b>	<b>182</b>
Management (VIII & above)	6	8	7	6	6	-0	-2	+0	6
Administrative/ Supervisory (V to VII)	16	45	52	51	51	+35	+6	+0	54
Clerical (III & IV)	128	126	118	120	120	-9	-6	-0	133
<b>Management &amp; Administrative</b>	<b>151</b>	<b>179</b>	<b>177</b>	<b>177</b>	<b>177</b>	<b>+26</b>	<b>-2</b>	<b>+0</b>	<b>193</b>
Support	65	67	78	76	78	+13	+11	+1	85
Maintenance/ Technical	13	13	15	15	15	+2	+2	+0	15
<b>General Support</b>	<b>78</b>	<b>80</b>	<b>93</b>	<b>91</b>	<b>93</b>	<b>+15</b>	<b>+13</b>	<b>+1</b>	<b>100</b>
Health Care Assistants	146	182	157	151	151	+5	-31	+0	173
Care, other	4	3	2	2	2	-2	-1	-0	2
<b>Patient &amp; Client Care</b>	<b>150</b>	<b>185</b>	<b>159</b>	<b>153</b>	<b>153</b>	<b>+3</b>	<b>-32</b>	<b>+0</b>	<b>175</b>



Connolly MAY 2024	WTE DEC 2019	WTE DEC 2022	WTE DEC 2023	WTE APR 2024	WTE MAY 2024	WTE change since DEC 2019	WTE change since DEC 2022	WTE change since APR 2024	No. MAY 2024
<b>Total Connolly</b>	<b>1,334</b>	<b>1,586</b>	<b>1,637</b>	<b>1,643</b>	<b>1,634</b>	<b>+301</b>	<b>+48</b>	<b>-9</b>	<b>1,774</b>
Consultants	64	84	90	91	91	+28	+8	+1	95
Registrars	56	69	68	70	69	+14	+0	-0	73
SHO/ Interns	71	89	93	94	95	+25	+7	+1	98
Medical/ Dental, other	0	1	1	1	1	+1	-0	+0	3
<b>Medical &amp; Dental</b>	<b>191</b>	<b>243</b>	<b>252</b>	<b>256</b>	<b>257</b>	<b>+66</b>	<b>+15</b>	<b>+1</b>	<b>269</b>
Nurse/ Midwife Manager	102	127	129	127	126	+24	-2	-2	139
Nurse/ Midwife Specialist & AN/MP	24	36	41	40	40	+16	+4	-0	43
Staff Nurse/ Staff Midwife	373	424	472	480	477	+104	+53	-3	512
Nursing/ Midwifery Student	1	2	3	11	10	+9	+8	-1	19
Nursing/ Midwifery other	4	4	4	3	3	-1	-1	+0	3
<b>Nursing &amp; Midwifery</b>	<b>503</b>	<b>593</b>	<b>649</b>	<b>661</b>	<b>656</b>	<b>+153</b>	<b>+63</b>	<b>-5</b>	<b>716</b>
Therapy Professions	47	64	59	63	63	+16	-0	+0	69
Health Science/ Diagnostics	83	110	110	109	108	+25	-2	-1	119
Pharmacy	26	33	37	32	32	+6	-1	+0	37
Social Workers	12	13	13	13	13	+2	+1	+0	16
<b>Health &amp; Social Care Professionals</b>	<b>168</b>	<b>219</b>	<b>219</b>	<b>217</b>	<b>216</b>	<b>+49</b>	<b>-3</b>	<b>-1</b>	<b>241</b>
Management (VIII & above)	7	9	7	7	8	+1	-1	+0	8
Administrative/ Supervisory (V to VII)	41	62	57	56	56	+15	-6	+0	58
Clerical (III & IV)	137	155	148	142	140	+3	-15	-2	159
<b>Management &amp; Administrative</b>	<b>185</b>	<b>226</b>	<b>212</b>	<b>205</b>	<b>204</b>	<b>+18</b>	<b>-22</b>	<b>-1</b>	<b>225</b>
Support	113	123	124	124	122	+9	-1	-2	135
Maintenance/ Technical	12	10	11	10	11	-1	+1	+1	11
<b>General Support</b>	<b>124</b>	<b>133</b>	<b>135</b>	<b>134</b>	<b>133</b>	<b>+8</b>	<b>-0</b>	<b>-2</b>	<b>146</b>
Health Care Assistants	150	162	160	157	156	+6	-6	-0	165
Care, other	12	11	11	12	12	-0	+1	+0	12
<b>Patient &amp; Client Care</b>	<b>162</b>	<b>173</b>	<b>172</b>	<b>168</b>	<b>168</b>	<b>+6</b>	<b>-5</b>	<b>-0</b>	<b>177</b>



Coombe Women & Infants University MAY 2024	WTE DEC 2019	WTE DEC 2022	WTE DEC 2023	WTE APR 2024	WTE MAY 2024	WTE change since DEC 2019	WTE change since DEC 2022	WTE change since APR 2024	No. MAY 2024
<b>Total Coombe Women &amp; Infants University</b>	<b>890</b>	<b>939</b>	<b>980</b>	<b>1,033</b>	<b>1,039</b>	<b>+149</b>	<b>+99</b>	<b>+6</b>	<b>1,156</b>
Consultants	32	39	45	47	48	+16	+9	+1	52
Registrars	39	49	42	43	43	+4	-6	+0	44
SHO/ Interns	28	27	32	35	34	+6	+7	-1	34
<b>Medical &amp; Dental</b>	<b>99</b>	<b>115</b>	<b>119</b>	<b>125</b>	<b>125</b>	<b>+26</b>	<b>+10</b>	<b>+0</b>	<b>130</b>
Nurse/ Midwife Manager	73	86	101	102	104	+31	+18	+2	117
Nurse/ Midwife Specialist & AN/MP	11	16	21	25	25	+13	+9	+0	26
Staff Nurse/ Staff Midwife	261	235	235	267	267	+7	+33	+0	285
Nursing/ Midwifery Student	13	6	6	15	15	+2	+9	+0	29
Nursing/ Midwifery other	16	16	19	17	17	+1	+1	+0	21
<b>Nursing &amp; Midwifery</b>	<b>374</b>	<b>358</b>	<b>382</b>	<b>426</b>	<b>428</b>	<b>+53</b>	<b>+69</b>	<b>+2</b>	<b>478</b>
Therapy Professions	8	10	12	12	14	+6	+4	+2	16
Health Science/ Diagnostics	52	55	57	61	61	+9	+5	+0	64
Pharmacy	7	8	8	6	7	+0	-1	+1	7
Psychologists	1	1	1	1	1	+0	+0	+0	1
Social Workers	7	9	12	11	10	+3	+1	-1	11
H&SC, Other			2	1	2	+2	+2	+1	2
<b>Health &amp; Social Care Professionals</b>	<b>74</b>	<b>83</b>	<b>92</b>	<b>92</b>	<b>94</b>	<b>+20</b>	<b>+11</b>	<b>+3</b>	<b>101</b>
Management (VIII & above)	7	9	8	8	8	+1	-1	+0	8
Administrative/ Supervisory (V to VII)	47	57	64	68	68	+21	+11	+0	71
Clerical (III & IV)	93	95	98	104	106	+13	+11	+2	129
<b>Management &amp; Administrative</b>	<b>147</b>	<b>162</b>	<b>170</b>	<b>180</b>	<b>182</b>	<b>+35</b>	<b>+21</b>	<b>+2</b>	<b>208</b>
Support	137	144	137	133	131	-6	-13	-2	149
Maintenance/ Technical	9	7	7	6	6	-3	-1	+0	6
<b>General Support</b>	<b>146</b>	<b>151</b>	<b>144</b>	<b>139</b>	<b>137</b>	<b>-9</b>	<b>-14</b>	<b>-2</b>	<b>155</b>
Health Care Assistants	48	67	71	69	70	+22	+3	+1	81
Care, other	2	3	3	3	3	+1	+0	+0	3
<b>Patient &amp; Client Care</b>	<b>49</b>	<b>70</b>	<b>74</b>	<b>72</b>	<b>73</b>	<b>+23</b>	<b>+3</b>	<b>+1</b>	<b>84</b>



Cork University MAY 2024	WTE DEC 2019	WTE DEC 2022	WTE DEC 2023	WTE APR 2024	WTE MAY 2024	WTE change since DEC 2019	WTE change since DEC 2022	WTE change since APR 2024	No. MAY 2024
<b>Total Cork University</b>	<b>4,014</b>	<b>4,782</b>	<b>5,235</b>	<b>5,311</b>	<b>5,330</b>	<b>+1,316</b>	<b>+548</b>	<b>+19</b>	<b>5,986</b>
Consultants	205	239	289	299	306	+101	+67	+7	328
Registrars	214	266	291	314	319	+105	+52	+4	334
SHO/ Interns	179	205	242	236	239	+60	+34	+3	244
Medical/ Dental, other	6	6	5	4	4	-2	-2	-0	8
<b>Medical &amp; Dental</b>	<b>604</b>	<b>716</b>	<b>827</b>	<b>854</b>	<b>868</b>	<b>+264</b>	<b>+152</b>	<b>+14</b>	<b>914</b>
Nurse/ Midwife Manager	270	300	355	360	347	+77	+47	-12	386
Nurse/ Midwife Specialist & AN/MP	58	108	131	131	130	+72	+23	-1	144
Staff Nurse/ Staff Midwife	1,250	1,454	1,626	1,671	1,708	+458	+254	+37	1,932
Nursing/ Midwifery Student	55	39	22	50	41	-14	+2	-9	79
Nursing/ Midwifery other	3	4	5	5	5	+2	+1	+0	6
<b>Nursing &amp; Midwifery</b>	<b>1,637</b>	<b>1,905</b>	<b>2,139</b>	<b>2,216</b>	<b>2,232</b>	<b>+595</b>	<b>+327</b>	<b>+15</b>	<b>2,547</b>
Therapy Professions	121	190	219	218	216	+95	+27	-1	236
Health Science/ Diagnostics	377	417	417	414	411	+34	-6	-3	466
Pharmacy	46	80	83	85	84	+38	+4	-1	96
Psychologists		4	10	8	9	+9	+5	+1	12
Social Workers	16	24	25	25	24	+8	+0	-1	27
H&SC, Other	13	9	15	16	16	+3	+7	-0	16
<b>Health &amp; Social Care Professionals</b>	<b>573</b>	<b>724</b>	<b>768</b>	<b>766</b>	<b>761</b>	<b>+187</b>	<b>+36</b>	<b>-5</b>	<b>853</b>
Management (VIII & above)	10	18	17	16	16	+6	-2	+0	16
Administrative/ Supervisory (V to VII)	82	125	149	147	147	+65	+22	-0	155
Clerical (III & IV)	387	402	379	358	362	-25	-40	+4	415
<b>Management &amp; Administrative</b>	<b>480</b>	<b>545</b>	<b>545</b>	<b>521</b>	<b>525</b>	<b>+45</b>	<b>-20</b>	<b>+4</b>	<b>586</b>
Support	545	664	666	657	654	+109	-10	-3	760
Maintenance/ Technical	2	1	2	2	3	+1	+1	+0	3
<b>General Support</b>	<b>547</b>	<b>666</b>	<b>668</b>	<b>660</b>	<b>657</b>	<b>+110</b>	<b>-9</b>	<b>-3</b>	<b>763</b>
Health Care Assistants	164	215	268	271	266	+102	+51	-5	300
Care, other	9	11	19	23	22	+13	+11	-1	23
<b>Patient &amp; Client Care</b>	<b>173</b>	<b>226</b>	<b>287</b>	<b>294</b>	<b>288</b>	<b>+115</b>	<b>+63</b>	<b>-6</b>	<b>323</b>



Croom Orthopaedic MAY 2024	WTE DEC 2019	WTE DEC 2022	WTE DEC 2023	WTE APR 2024	WTE MAY 2024	WTE change since DEC 2019	WTE change since DEC 2022	WTE change since APR 2024	No. MAY 2024
<b>Total Croom Orthopaedic</b>	<b>156</b>	<b>303</b>	<b>320</b>	<b>310</b>	<b>308</b>	<b>+152</b>	<b>+5</b>	<b>-2</b>	<b>336</b>
Consultants	5	12	12	12	12	+7	+0	+0	12
Registrars	3	12	13	12	12	+9	+0	+0	13
SHO/ Interns	5	12	11	8	8	+3	-4	+0	8
<b>Medical &amp; Dental</b>	<b>13</b>	<b>35</b>	<b>36</b>	<b>32</b>	<b>32</b>	<b>+19</b>	<b>-3</b>	<b>+0</b>	<b>33</b>
Nurse/ Midwife Manager	14	27	28	28	26	+12	-1	-1	27
Nurse/ Midwife Specialist & AN/MP	6	10	11	11	11	+5	+1	+0	11
Staff Nurse/ Staff Midwife	50	90	87	87	87	+36	-3	+0	99
Nursing/ Midwifery Student		1					-1		
<b>Nursing &amp; Midwifery</b>	<b>70</b>	<b>128</b>	<b>125</b>	<b>125</b>	<b>124</b>	<b>+54</b>	<b>-4</b>	<b>-1</b>	<b>137</b>
Therapy Professions		5	10	8	8	+8	+2	-0	9
Health Science/ Diagnostics	1	1	1	1	1	-0	-0	+0	1
H&SC, Other				1	1	+1	+1	+0	1
<b>Health &amp; Social Care Professionals</b>	<b>1</b>	<b>6</b>	<b>10</b>	<b>9</b>	<b>9</b>	<b>+8</b>	<b>+3</b>	<b>-0</b>	<b>11</b>
Administrative/ Supervisory (V to VII)	2	5	4	3	3	+1	-2	+0	3
Clerical (III & IV)	15	29	34	33	32	+17	+3	-1	37
<b>Management &amp; Administrative</b>	<b>17</b>	<b>34</b>	<b>38</b>	<b>36</b>	<b>35</b>	<b>+18</b>	<b>+1</b>	<b>-1</b>	<b>40</b>
Support	7	49	38	37	37	+30	-12	-0	39
Maintenance/ Technical	2	1	1	1	1	-1	+0	+0	1
<b>General Support</b>	<b>9</b>	<b>50</b>	<b>39</b>	<b>38</b>	<b>38</b>	<b>+29</b>	<b>-12</b>	<b>-0</b>	<b>40</b>
Health Care Assistants	44	49	70	69	69	+25	+20	-0	74
Care, other	1	1	1	1	1	+0	+0	+0	1
<b>Patient &amp; Client Care</b>	<b>45</b>	<b>50</b>	<b>71</b>	<b>70</b>	<b>70</b>	<b>+25</b>	<b>+20</b>	<b>-0</b>	<b>75</b>





DMHG HQ MAY 2024	WTE DEC 2019	WTE DEC 2022	WTE DEC 2023	WTE APR 2024	WTE MAY 2024	WTE change since DEC 2019	WTE change since DEC 2022	WTE change since APR 2024	No. MAY 2024
<b>Total DMHG HQ</b>	<b>33</b>	<b>59</b>	<b>76</b>	<b>76</b>	<b>77</b>	<b>+43</b>	<b>+18</b>	<b>+1</b>	<b>79</b>
Nurse/ Midwife Manager	3	6	8	7	7	+4	+0	-0	7
<b>Nursing &amp; Midwifery</b>	<b>3</b>	<b>6</b>	<b>8</b>	<b>7</b>	<b>7</b>	<b>+4</b>	<b>+0</b>	<b>-0</b>	<b>7</b>
H&SC, Other			1	0	0	+0	+0	-0	1
<b>Health &amp; Social Care Professionals</b>			<b>1</b>	<b>0</b>	<b>0</b>	<b>+0</b>	<b>+0</b>	<b>-0</b>	<b>1</b>
Management (VIII & above)	15	16	19	18	18	+3	+2	+0	18
Administrative/ Supervisory (V to VII)	16	28	39	41	41	+25	+13	-0	42
Clerical (III & IV)		8	9	10	11	+11	+3	+1	11
<b>Management &amp; Administrative</b>	<b>30</b>	<b>52</b>	<b>67</b>	<b>69</b>	<b>70</b>	<b>+39</b>	<b>+17</b>	<b>+1</b>	<b>71</b>



Ennis MAY 2024	WTE DEC 2019	WTE DEC 2022	WTE DEC 2023	WTE APR 2024	WTE MAY 2024	WTE change since DEC 2019	WTE change since DEC 2022	WTE change since APR 2024	No. MAY 2024
<b>Total Ennis</b>	<b>235</b>	<b>257</b>	<b>273</b>	<b>294</b>	<b>290</b>	<b>+55</b>	<b>+34</b>	<b>-3</b>	<b>325</b>
Consultants	8	8	9	9	9	+1	+1	+1	10
Registrars	3	5	6	7	6	+3	+2	-0	7
SHO/ Interns	5	9	11	12	11	+6	+2	-2	11
<b>Medical &amp; Dental</b>	<b>16</b>	<b>21</b>	<b>26</b>	<b>28</b>	<b>26</b>	<b>+10</b>	<b>+5</b>	<b>-2</b>	<b>28</b>
Nurse/ Midwife Manager	27	29	28	29	29	+2	-1	-0	31
Nurse/ Midwife Specialist & AN/MP	2	7	9	11	11	+9	+4	+0	11
Staff Nurse/ Staff Midwife	79	76	77	84	86	+7	+10	+2	101
<b>Nursing &amp; Midwifery</b>	<b>108</b>	<b>112</b>	<b>114</b>	<b>124</b>	<b>126</b>	<b>+18</b>	<b>+13</b>	<b>+1</b>	<b>143</b>
Therapy Professions	5	5	6	6	6	+0	+1	+0	7
Health Science/ Diagnostics	15	15	17	19	19	+4	+5	-0	23
Pharmacy	2	3	2	2	2	+0	-0	-0	3
<b>Health &amp; Social Care Professionals</b>	<b>22</b>	<b>22</b>	<b>24</b>	<b>27</b>	<b>27</b>	<b>+5</b>	<b>+5</b>	<b>-0</b>	<b>33</b>
Administrative/ Supervisory (V to VII)	2	4	4	5	4	+2	-1	-1	4
Clerical (III & IV)	42	40	41	41	40	-2	+0	-0	44
<b>Management &amp; Administrative</b>	<b>44</b>	<b>45</b>	<b>45</b>	<b>46</b>	<b>44</b>	<b>+0</b>	<b>-1</b>	<b>-1</b>	<b>48</b>
Support	14	45	47	47	47	+33	+2	-0	52
<b>General Support</b>	<b>14</b>	<b>45</b>	<b>47</b>	<b>47</b>	<b>47</b>	<b>+33</b>	<b>+2</b>	<b>-0</b>	<b>52</b>
Health Care Assistants	32	11	17	21	20	-12	+9	-1	21
<b>Patient &amp; Client Care</b>	<b>32</b>	<b>11</b>	<b>17</b>	<b>21</b>	<b>20</b>	<b>-12</b>	<b>+9</b>	<b>-1</b>	<b>21</b>



Galway University MAY 2024	WTE DEC 2019	WTE DEC 2022	WTE DEC 2023	WTE APR 2024	WTE MAY 2024	WTE change since DEC 2019	WTE change since DEC 2022	WTE change since APR 2024	No. MAY 2024
<b>Total Galway University</b>	<b>3,607</b>	<b>4,280</b>	<b>4,548</b>	<b>4,498</b>	<b>4,499</b>	<b>+892</b>	<b>+219</b>	<b>+1</b>	<b>4,970</b>
Consultants	229	254	271	269	273	+44	+19	+4	300
Registrars	205	235	246	249	249	+44	+14	+1	257
SHO/ Interns	222	278	290	287	289	+67	+11	+2	294
Medical/ Dental, other	4	6	6	14	22	+17	+16	+8	30
<b>Medical &amp; Dental</b>	<b>661</b>	<b>773</b>	<b>814</b>	<b>818</b>	<b>833</b>	<b>+172</b>	<b>+60</b>	<b>+15</b>	<b>881</b>
Nurse/ Midwife Manager	189	236	260	256	251	+62	+15	-4	272
Nurse/ Midwife Specialist & AN/MP	86	122	137	140	140	+54	+18	-0	151
Staff Nurse/ Staff Midwife	1,107	1,234	1,390	1,340	1,333	+226	+99	-7	1,491
Public Health Nurse	1					-1			
Nursing/ Midwifery Student	21	98	25	51	47	+26	-51	-4	91
Nursing/ Midwifery other	10	11	16	15	15	+5	+4	-0	17
<b>Nursing &amp; Midwifery</b>	<b>1,415</b>	<b>1,700</b>	<b>1,828</b>	<b>1,801</b>	<b>1,786</b>	<b>+371</b>	<b>+85</b>	<b>-16</b>	<b>2,022</b>
Therapy Professions	109	152	160	158	157	+47	+5	-1	172
Health Science/ Diagnostics	295	340	347	346	348	+53	+8	+2	387
Social Care	2	2	2	2	2	-0	-0	+0	3
Pharmacy	46	71	69	69	71	+24	-0	+2	81
Psychologists	1	2	6	7	7	+6	+4	-1	9
Social Workers	19	28	35	34	35	+16	+7	+1	38
H&SC, Other	10	17	22	25	25	+15	+8	+1	35
<b>Health &amp; Social Care Professionals</b>	<b>483</b>	<b>613</b>	<b>642</b>	<b>641</b>	<b>644</b>	<b>+162</b>	<b>+31</b>	<b>+3</b>	<b>725</b>
Management (VIII & above)	11	12	13	13	13	+2	+1	-0	13
Administrative/ Supervisory (V to VII)	96	133	153	151	152	+57	+19	+2	160
Clerical (III & IV)	390	449	486	473	471	+81	+22	-2	520
<b>Management &amp; Administrative</b>	<b>496</b>	<b>594</b>	<b>652</b>	<b>636</b>	<b>636</b>	<b>+140</b>	<b>+43</b>	<b>-0</b>	<b>693</b>
Support	236	253	248	240	240	+4	-13	-0	258
Maintenance/ Technical	36	36	34	35	34	-2	-2	-1	35
<b>General Support</b>	<b>271</b>	<b>289</b>	<b>282</b>	<b>275</b>	<b>273</b>	<b>+2</b>	<b>-16</b>	<b>-1</b>	<b>293</b>
Health Care Assistants	265	295	309	303	303	+37	+8	-0	331
Care, other	15	16	21	23	23	+8	+7	-1	25
<b>Patient &amp; Client Care</b>	<b>280</b>	<b>310</b>	<b>330</b>	<b>326</b>	<b>326</b>	<b>+46</b>	<b>+15</b>	<b>-1</b>	<b>356</b>



IEHG Bank MAY 2024	WTE DEC 2019	WTE DEC 2022	WTE DEC 2023	WTE APR 2024	WTE MAY 2024	WTE change since DEC 2019	WTE change since DEC 2022	WTE change since APR 2024	No. MAY 2024
<b>Total IEHG Bank</b>		<b>23</b>	<b>38</b>	<b>34</b>	<b>30</b>	<b>+30</b>	<b>+7</b>	<b>-4</b>	<b>43</b>
Nurse/ Midwife Manager			0	0	1	+1	+1	+0	1
Nurse/ Midwife Specialist & AN/MP			0						
Staff Nurse/ Staff Midwife		23	37	33	29	+29	+6	-4	40
<b>Nursing &amp; Midwifery</b>		<b>23</b>	<b>38</b>	<b>33</b>	<b>30</b>	<b>+30</b>	<b>+7</b>	<b>-4</b>	<b>41</b>
Health Science/ Diagnostics			0	0	0	+0	+0	+0	1
<b>Health &amp; Social Care Professionals</b>			<b>0</b>	<b>0</b>	<b>0</b>	<b>+0</b>	<b>+0</b>	<b>+0</b>	<b>1</b>
Health Care Assistants		0	0	0	0	+0	+0	-0	1
<b>Patient &amp; Client Care</b>		<b>0</b>	<b>0</b>	<b>0</b>	<b>0</b>	<b>+0</b>	<b>+0</b>	<b>-0</b>	<b>1</b>



IEHG HQ MAY 2024	WTE DEC 2019	WTE DEC 2022	WTE DEC 2023	WTE APR 2024	WTE MAY 2024	WTE change since DEC 2019	WTE change since DEC 2022	WTE change since APR 2024	No. MAY 2024
<b>Total IEHG HQ</b>	<b>30</b>	<b>78</b>	<b>75</b>	<b>71</b>	<b>70</b>	<b>+40</b>	<b>-8</b>	<b>-1</b>	<b>76</b>
Nurse/ Midwife Manager	3	8	9	9	9	+6	+1	+0	9
<b>Nursing &amp; Midwifery</b>	<b>3</b>	<b>8</b>	<b>9</b>	<b>9</b>	<b>9</b>	<b>+6</b>	<b>+1</b>	<b>+0</b>	<b>9</b>
Health Science/ Diagnostics	1	1	1	1	1	+0	+0	+0	1
Pharmacy			1						
Social Workers			1	1	1	+1	+1	+0	1
H&SC, Other		5	3	2	1	+1	-4	-1	5
<b>Health &amp; Social Care Professionals</b>	<b>1</b>	<b>6</b>	<b>6</b>	<b>4</b>	<b>3</b>	<b>+2</b>	<b>-3</b>	<b>-1</b>	<b>7</b>
Management (VIII & above)	6	26	25	25	25	+19	-2	+0	25
Administrative/ Supervisory (V to VII)	17	34	33	30	30	+14	-4	+0	32
Clerical (III & IV)	2	3	3	3	3	+1	+0	+0	3
<b>Management &amp; Administrative</b>	<b>25</b>	<b>64</b>	<b>60</b>	<b>58</b>	<b>58</b>	<b>+33</b>	<b>-5</b>	<b>+0</b>	<b>60</b>
Maintenance/ Technical	1					-1			
<b>General Support</b>	<b>1</b>					<b>-1</b>			



Letterkenny University MAY 2024	WTE DEC 2019	WTE DEC 2022	WTE DEC 2023	WTE APR 2024	WTE MAY 2024	WTE change since DEC 2019	WTE change since DEC 2022	WTE change since APR 2024	No. MAY 2024
<b>Total Letterkenny University</b>	<b>1,607</b>	<b>2,089</b>	<b>2,204</b>	<b>2,239</b>	<b>2,222</b>	<b>+615</b>	<b>+133</b>	<b>-17</b>	<b>2,494</b>
Consultants	58	68	73	75	78	+20	+10	+3	80
Registrars	63	63	67	71	76	+13	+12	+5	78
SHO/ Interns	87	106	118	116	114	+27	+7	-2	117
Medical/ Dental, other		0	1	1	1	+1	+0	+0	1
<b>Medical &amp; Dental</b>	<b>208</b>	<b>238</b>	<b>259</b>	<b>263</b>	<b>268</b>	<b>+60</b>	<b>+30</b>	<b>+5</b>	<b>276</b>
Nurse/ Midwife Manager	100	132	153	142	143	+43	+11	+2	157
Nurse/ Midwife Specialist & AN/MP	38	52	62	70	66	+28	+13	-4	69
Staff Nurse/ Staff Midwife	448	614	625	641	636	+188	+22	-5	742
Nursing/ Midwifery Student	7	7		17	17	+9	+9	-0	34
Nursing/ Midwifery other	3	4	4	9	9	+5	+5	-1	10
<b>Nursing &amp; Midwifery</b>	<b>597</b>	<b>810</b>	<b>843</b>	<b>878</b>	<b>870</b>	<b>+273</b>	<b>+60</b>	<b>-9</b>	<b>1,012</b>
Therapy Professions	38	50	53	53	51	+13	+1	-2	57
Health Science/ Diagnostics	91	110	111	111	112	+21	+2	+0	123
Pharmacy	21	33	45	46	44	+23	+11	-2	49
Social Workers	1	3	3	3	3	+2	-0	+0	3
H&SC, Other	2	3	5	5	5	+3	+2	+0	5
<b>Health &amp; Social Care Professionals</b>	<b>153</b>	<b>198</b>	<b>218</b>	<b>218</b>	<b>215</b>	<b>+62</b>	<b>+17</b>	<b>-3</b>	<b>237</b>
Management (VIII & above)	6	7	8	8	8	+2	+1	-0	8
Administrative/ Supervisory (V to VII)	25	54	67	66	65	+40	+12	-0	67
Clerical (III & IV)	192	245	257	255	256	+64	+12	+1	279
<b>Management &amp; Administrative</b>	<b>223</b>	<b>305</b>	<b>332</b>	<b>328</b>	<b>329</b>	<b>+106</b>	<b>+24</b>	<b>+1</b>	<b>354</b>
Support	233	260	258	259	255	+23	-5	-3	284
Maintenance/ Technical	14	15	16	15	15	+1	-1	-1	16
<b>General Support</b>	<b>246</b>	<b>275</b>	<b>273</b>	<b>274</b>	<b>270</b>	<b>+23</b>	<b>-5</b>	<b>-4</b>	<b>300</b>
Health Care Assistants	178	239	256	254	248	+70	+9	-6	288
Care, other	2	23	24	23	22	+20	-1	-1	27
<b>Patient &amp; Client Care</b>	<b>180</b>	<b>262</b>	<b>280</b>	<b>278</b>	<b>270</b>	<b>+90</b>	<b>+8</b>	<b>-7</b>	<b>315</b>



Lourdes Orthopaedic Kilcreene MAY 2024	WTE DEC 2019	WTE DEC 2022	WTE DEC 2023	WTE APR 2024	WTE MAY 2024	WTE change since DEC 2019	WTE change since DEC 2022	WTE change since APR 2024	No. MAY 2024
<b>Total Lourdes Orthopaedic Kilcreene</b>	<b>70</b>	<b>71</b>	<b>70</b>	<b>72</b>	<b>72</b>	<b>+1</b>	<b>+1</b>	<b>-1</b>	<b>80</b>
Consultants	2	2	2	1	1	-1	-1	+0	1
SHO/ Interns	5	5	5	5	5	+0	+0	+0	5
Medical/ Dental, other		1	1	1	1	+1	+0	+0	1
<b>Medical &amp; Dental</b>	<b>7</b>	<b>8</b>	<b>8</b>	<b>7</b>	<b>7</b>	<b>+0</b>	<b>-1</b>	<b>+0</b>	<b>7</b>
Nurse/ Midwife Manager	7	7	6	6	6	-1	-1	+0	6
Staff Nurse/ Staff Midwife	29	33	33	37	37	+7	+4	-0	44
<b>Nursing &amp; Midwifery</b>	<b>37</b>	<b>40</b>	<b>38</b>	<b>43</b>	<b>43</b>	<b>+6</b>	<b>+3</b>	<b>-0</b>	<b>50</b>
Administrative/ Supervisory (V to VII)			1						
Clerical (III & IV)	7	7	6	8	8	+1	+1	+0	8
<b>Management &amp; Administrative</b>	<b>7</b>	<b>7</b>	<b>7</b>	<b>8</b>	<b>8</b>	<b>+1</b>	<b>+1</b>	<b>+0</b>	<b>8</b>
Support	20	17	17	15	14	-6	-2	-0	15
<b>General Support</b>	<b>20</b>	<b>17</b>	<b>17</b>	<b>15</b>	<b>14</b>	<b>-6</b>	<b>-2</b>	<b>-0</b>	<b>15</b>



Louth County MAY 2024	WTE DEC 2019	WTE DEC 2022	WTE DEC 2023	WTE APR 2024	WTE MAY 2024	WTE change since DEC 2019	WTE change since DEC 2022	WTE change since APR 2024	No. MAY 2024
<b>Total Louth County</b>	<b>277</b>	<b>309</b>	<b>305</b>	<b>300</b>	<b>301</b>	<b>+23</b>	<b>-9</b>	<b>+0</b>	<b>334</b>
Consultants	2	2	2	2	2	+0	+0	+0	2
Registrars	1	1	1	1	1	+0	+0	+0	1
<b>Medical &amp; Dental</b>	<b>3</b>	<b>3</b>	<b>3</b>	<b>3</b>	<b>3</b>	<b>+0</b>	<b>+0</b>	<b>+0</b>	<b>3</b>
Nurse/ Midwife Manager	19	24	25	26	26	+7	+1	-0	27
Nurse/ Midwife Specialist & AN/MP	6	4	3	3	3	-3	-1	-1	3
Staff Nurse/ Staff Midwife	61	73	75	76	76	+14	+2	+0	88
Nursing/ Midwifery Student	1			0	1	+0	+1	+1	1
<b>Nursing &amp; Midwifery</b>	<b>86</b>	<b>102</b>	<b>103</b>	<b>105</b>	<b>105</b>	<b>+18</b>	<b>+3</b>	<b>+0</b>	<b>119</b>
Therapy Professions	18	18	17	17	17	-1	-1	+0	18
Health Science/ Diagnostics	10	13	13	12	12	+2	-1	-0	14
Pharmacy	4	4	5	5	5	+1	+1	-0	5
<b>Health &amp; Social Care Professionals</b>	<b>31</b>	<b>35</b>	<b>35</b>	<b>33</b>	<b>34</b>	<b>+2</b>	<b>-1</b>	<b>+0</b>	<b>37</b>
Management (VIII & above)	2	1	1	1	1	-1	+0	+0	1
Administrative/ Supervisory (V to VII)	5	10	11	11	12	+7	+2	+1	12
Clerical (III & IV)	50	55	48	47	47	-3	-8	+0	51
<b>Management &amp; Administrative</b>	<b>57</b>	<b>65</b>	<b>60</b>	<b>59</b>	<b>60</b>	<b>+3</b>	<b>-6</b>	<b>+1</b>	<b>64</b>
Support	51	48	49	48	47	-4	-0	-1	53
Maintenance/ Technical	5	5	6	6	6	+1	+1	+0	6
<b>General Support</b>	<b>56</b>	<b>53</b>	<b>55</b>	<b>54</b>	<b>53</b>	<b>-3</b>	<b>+0</b>	<b>-1</b>	<b>59</b>
Health Care Assistants	43	50	47	45	44	+1	-6	-0	49
Care, other	1	2	2	2	2	+1	-0	-0	3
<b>Patient &amp; Client Care</b>	<b>44</b>	<b>52</b>	<b>49</b>	<b>47</b>	<b>46</b>	<b>+2</b>	<b>-6</b>	<b>-0</b>	<b>52</b>





MRH Mullingar MAY 2024	WTE DEC 2019	WTE DEC 2022	WTE DEC 2023	WTE APR 2024	WTE MAY 2024	WTE change since DEC 2019	WTE change since DEC 2022	WTE change since APR 2024	No. MAY 2024
<b>Total MRH Mullingar</b>	<b>914</b>	<b>1,098</b>	<b>1,150</b>	<b>1,200</b>	<b>1,186</b>	<b>+272</b>	<b>+89</b>	<b>-13</b>	<b>1,317</b>
Consultants	34	47	48	45	46	+12	-1	+1	47
Registrars	56	55	58	63	61	+6	+6	-2	64
SHO/ Interns	55	69	78	76	74	+19	+4	-2	84
Medical/ Dental, other	2	2	2	2	1	-0	-1	-1	2
<b>Medical &amp; Dental</b>	<b>146</b>	<b>173</b>	<b>186</b>	<b>186</b>	<b>182</b>	<b>+36</b>	<b>+9</b>	<b>-4</b>	<b>197</b>
Nurse/ Midwife Manager	71	89	95	95	96	+25	+7	+1	105
Nurse/ Midwife Specialist & AN/MP	13	22	25	27	27	+14	+5	+0	29
Staff Nurse/ Staff Midwife	240	280	262	274	271	+31	-9	-2	309
Nursing/ Midwifery Student	1	7	4	38	32	+31	+26	-5	48
Nursing/ Midwifery other	2	2	3	3	3	+2	+2	+0	4
<b>Nursing &amp; Midwifery</b>	<b>328</b>	<b>400</b>	<b>390</b>	<b>437</b>	<b>430</b>	<b>+103</b>	<b>+30</b>	<b>-7</b>	<b>495</b>
Therapy Professions	25	37	36	37	37	+12	-0	-0	43
Health Science/ Diagnostics	70	83	92	94	94	+23	+11	-0	100
Pharmacy	16	16	21	19	19	+3	+4	-0	24
Psychologists		1	0	1	1	+1	-0	-0	1
Social Workers		2	2	1	1	+1	-1	+0	1
H&SC, Other	0		1	3	3	+3	+3	+0	3
<b>Health &amp; Social Care Professionals</b>	<b>112</b>	<b>139</b>	<b>152</b>	<b>155</b>	<b>155</b>	<b>+43</b>	<b>+16</b>	<b>-1</b>	<b>172</b>
Management (VIII & above)	5	5	5	5	5	-0	+0	+0	5
Administrative/ Supervisory (V to VII)	22	45	39	40	41	+18	-4	+0	41
Clerical (III & IV)	101	100	124	123	123	+22	+23	-0	133
<b>Management &amp; Administrative</b>	<b>128</b>	<b>150</b>	<b>169</b>	<b>168</b>	<b>168</b>	<b>+40</b>	<b>+19</b>	<b>+0</b>	<b>179</b>
Support	26	30	38	37	37	+11	+6	-0	39
Maintenance/ Technical	13	15	13	13	13	-0	-2	-0	13
<b>General Support</b>	<b>39</b>	<b>45</b>	<b>51</b>	<b>50</b>	<b>50</b>	<b>+11</b>	<b>+4</b>	<b>-0</b>	<b>52</b>
Health Care Assistants	159	189	202	202	200	+41	+11	-2	221
Care, other	1	1	1	1	1	+0	+0	+0	1
<b>Patient &amp; Client Care</b>	<b>160</b>	<b>190</b>	<b>203</b>	<b>203</b>	<b>201</b>	<b>+41</b>	<b>+11</b>	<b>-2</b>	<b>222</b>



MRH Portlaoise MAY 2024	WTE DEC 2019	WTE DEC 2022	WTE DEC 2023	WTE APR 2024	WTE MAY 2024	WTE change since DEC 2019	WTE change since DEC 2022	WTE change since APR 2024	No. MAY 2024
<b>Total MRH Portlaoise</b>	<b>750</b>	<b>847</b>	<b>907</b>	<b>913</b>	<b>916</b>	<b>+166</b>	<b>+69</b>	<b>+2</b>	<b>1,007</b>
Consultants	23	23	25	27	27	+5	+4	-0	28
Registrars	35	38	48	48	48	+13	+10	-0	49
SHO/ Interns	38	43	49	50	48	+10	+5	-2	56
<b>Medical &amp; Dental</b>	<b>96</b>	<b>105</b>	<b>121</b>	<b>125</b>	<b>123</b>	<b>+27</b>	<b>+18</b>	<b>-2</b>	<b>133</b>
Nurse/ Midwife Manager	61	76	81	76	76	+15	+0	+0	84
Nurse/ Midwife Specialist & AN/MP	16	28	28	30	31	+14	+3	+0	33
Staff Nurse/ Staff Midwife	202	256	251	255	258	+56	+2	+3	291
Nursing/ Midwifery Student	9		1	5	4	-5	+4	-1	9
Nursing/ Midwifery other	2	3	2	2	2	-0	-0	-0	3
<b>Nursing &amp; Midwifery</b>	<b>291</b>	<b>362</b>	<b>364</b>	<b>369</b>	<b>372</b>	<b>+81</b>	<b>+9</b>	<b>+3</b>	<b>420</b>
Therapy Professions	14	17	20	22	23	+8	+6	+1	24
Health Science/ Diagnostics	38	46	50	49	49	+11	+3	-1	55
Pharmacy	13	13	15	14	14	+2	+1	+1	16
Social Workers		1					-1		
<b>Health &amp; Social Care Professionals</b>	<b>65</b>	<b>77</b>	<b>85</b>	<b>85</b>	<b>86</b>	<b>+21</b>	<b>+9</b>	<b>+1</b>	<b>95</b>
Management (VIII & above)	3	5	5	5	5	+2	+0	+0	5
Administrative/ Supervisory (V to VII)	13	22	21	19	19	+6	-2	+0	20
Clerical (III & IV)	81	72	99	98	100	+19	+28	+2	107
<b>Management &amp; Administrative</b>	<b>97</b>	<b>98</b>	<b>125</b>	<b>122</b>	<b>125</b>	<b>+27</b>	<b>+26</b>	<b>+2</b>	<b>132</b>
Support	17	21	24	24	23	+6	+2	-1	25
Maintenance/ Technical	8	8	8	8	8	-0	-0	-0	8
<b>General Support</b>	<b>25</b>	<b>30</b>	<b>32</b>	<b>32</b>	<b>31</b>	<b>+6</b>	<b>+1</b>	<b>-1</b>	<b>33</b>
Health Care Assistants	175	173	179	179	178	+3	+5	-1	193
Care, other	1	1	1	1	1	+0	+0	+0	1
<b>Patient &amp; Client Care</b>	<b>176</b>	<b>174</b>	<b>180</b>	<b>180</b>	<b>179</b>	<b>+3</b>	<b>+5</b>	<b>-1</b>	<b>194</b>



MRH Tullamore MAY 2024	WTE DEC 2019	WTE DEC 2022	WTE DEC 2023	WTE APR 2024	WTE MAY 2024	WTE change since DEC 2019	WTE change since DEC 2022	WTE change since APR 2024	No. MAY 2024
<b>Total MRH Tullamore</b>	<b>1,101</b>	<b>1,247</b>	<b>1,373</b>	<b>1,406</b>	<b>1,411</b>	<b>+310</b>	<b>+165</b>	<b>+6</b>	<b>1,552</b>
Consultants	47	54	62	71	72	+25	+18	+1	76
Registrars	41	56	65	68	68	+26	+12	-0	69
SHO/ Interns	46	55	59	57	57	+12	+2	-0	61
Medical/ Dental, other	2	2	2	2	2	-0	+0	+0	2
<b>Medical &amp; Dental</b>	<b>136</b>	<b>166</b>	<b>187</b>	<b>198</b>	<b>198</b>	<b>+62</b>	<b>+32</b>	<b>+0</b>	<b>208</b>
Nurse/ Midwife Manager	86	96	109	106	104	+18	+7	-2	113
Nurse/ Midwife Specialist & AN/MP	23	30	35	36	36	+13	+6	-0	39
Staff Nurse/ Staff Midwife	294	327	370	379	388	+94	+61	+9	441
Nursing/ Midwifery Student	6	28	8	26	27	+21	-1	+1	37
Nursing/ Midwifery other	1		2	1	1	+0	+1	+0	2
<b>Nursing &amp; Midwifery</b>	<b>410</b>	<b>482</b>	<b>523</b>	<b>548</b>	<b>556</b>	<b>+147</b>	<b>+74</b>	<b>+9</b>	<b>632</b>
Therapy Professions	32	42	46	47	48	+15	+5	+1	52
Health Science/ Diagnostics	83	93	101	100	101	+18	+8	+1	110
Pharmacy	24	31	36	36	36	+12	+5	-0	42
Social Workers		1	1	3	3	+3	+2	+0	3
H&SC, Other	1	1	0	4	4	+3	+3	-0	4
<b>Health &amp; Social Care Professionals</b>	<b>141</b>	<b>168</b>	<b>184</b>	<b>190</b>	<b>191</b>	<b>+51</b>	<b>+23</b>	<b>+2</b>	<b>211</b>
Management (VIII & above)	5	4	4	5	5	-0	+1	+0	5
Administrative/ Supervisory (V to VII)	24	40	44	42	42	+19	+2	+0	45
Clerical (III & IV)	99	84	110	104	104	+4	+20	-1	112
<b>Management &amp; Administrative</b>	<b>128</b>	<b>128</b>	<b>157</b>	<b>151</b>	<b>151</b>	<b>+23</b>	<b>+23</b>	<b>-1</b>	<b>162</b>
Support	28	30	34	32	31	+3	+0	-1	32
Maintenance/ Technical	27	27	28	28	28	+0	+0	-0	29
<b>General Support</b>	<b>55</b>	<b>58</b>	<b>63</b>	<b>60</b>	<b>58</b>	<b>+3</b>	<b>+1</b>	<b>-2</b>	<b>61</b>
Health Care Assistants	230	243	257	258	255	+25	+12	-3	276
Care, other	1	1	1	1	1	+0	+0	+0	2
<b>Patient &amp; Client Care</b>	<b>232</b>	<b>244</b>	<b>259</b>	<b>259</b>	<b>257</b>	<b>+25</b>	<b>+12</b>	<b>-3</b>	<b>278</b>



Mallow General MAY 2024	WTE DEC 2019	WTE DEC 2022	WTE DEC 2023	WTE APR 2024	WTE MAY 2024	WTE change since DEC 2019	WTE change since DEC 2022	WTE change since APR 2024	No. MAY 2024
<b>Total Mallow General</b>	<b>252</b>	<b>273</b>	<b>329</b>	<b>356</b>	<b>351</b>	<b>+99</b>	<b>+78</b>	<b>-5</b>	<b>393</b>
Consultants	11	8	9	9	9	-2	+1	-0	10
Registrars	6	8	7	8	8	+2	-0	-0	8
SHO/ Interns	10	16	16	19	17	+6	+0	-2	17
<b>Medical &amp; Dental</b>	<b>27</b>	<b>32</b>	<b>31</b>	<b>36</b>	<b>33</b>	<b>+6</b>	<b>+1</b>	<b>-3</b>	<b>35</b>
Nurse/ Midwife Manager	22	27	27	26	27	+5	-1	+0	29
Nurse/ Midwife Specialist & AN/MP	1	5	6	5	5	+4	-1	-0	5
Staff Nurse/ Staff Midwife	85	80	108	111	111	+26	+31	+0	132
<b>Nursing &amp; Midwifery</b>	<b>107</b>	<b>113</b>	<b>141</b>	<b>142</b>	<b>142</b>	<b>+35</b>	<b>+30</b>	<b>+0</b>	<b>166</b>
Therapy Professions	5	5	4	5	5	+0	+1	+1	7
Health Science/ Diagnostics	14	14	16	15	15	+1	+1	+0	15
Pharmacy	3	3	5	4	3	+0	-0	-1	4
<b>Health &amp; Social Care Professionals</b>	<b>22</b>	<b>22</b>	<b>25</b>	<b>24</b>	<b>23</b>	<b>+1</b>	<b>+1</b>	<b>-0</b>	<b>26</b>
Management (VIII & above)		1	1	1	1	+1	+0	+0	1
Administrative/ Supervisory (V to VII)	5	7	7	7	7	+2	-1	-1	9
Clerical (III & IV)	34	35	35	36	36	+2	+2	-0	39
<b>Management &amp; Administrative</b>	<b>39</b>	<b>43</b>	<b>43</b>	<b>45</b>	<b>44</b>	<b>+5</b>	<b>+1</b>	<b>-1</b>	<b>49</b>
Support	12	22	37	51	50	+38	+28	-1	52
<b>General Support</b>	<b>12</b>	<b>22</b>	<b>37</b>	<b>51</b>	<b>50</b>	<b>+38</b>	<b>+28</b>	<b>-1</b>	<b>52</b>
Health Care Assistants	44	40	48	56	55	+11	+15	-1	61
Care, other	0	2	3	3	3	+3	+1	-0	4
<b>Patient &amp; Client Care</b>	<b>44</b>	<b>42</b>	<b>51</b>	<b>59</b>	<b>58</b>	<b>+14</b>	<b>+16</b>	<b>-1</b>	<b>65</b>



Mater Misericordiae University MAY 2024	WTE DEC 2019	WTE DEC 2022	WTE DEC 2023	WTE APR 2024	WTE MAY 2024	WTE change since DEC 2019	WTE change since DEC 2022	WTE change since APR 2024	No. MAY 2024
<b>Total Mater Misericordiae University</b>	<b>3,159</b>	<b>3,828</b>	<b>4,221</b>	<b>4,305</b>	<b>4,301</b>	<b>+1,142</b>	<b>+473</b>	<b>-5</b>	<b>4,701</b>
Consultants	172	215	246	258	257	+85	+41	-2	303
Registrars	166	216	237	245	243	+77	+27	-2	250
SHO/ Interns	158	184	182	186	186	+28	+2	+0	187
Medical/ Dental, other	5	5	6	6	6	+1	+1	+0	9
<b>Medical &amp; Dental</b>	<b>501</b>	<b>621</b>	<b>670</b>	<b>696</b>	<b>692</b>	<b>+191</b>	<b>+71</b>	<b>-4</b>	<b>749</b>
Nurse/ Midwife Manager	207	265	287	297	307	+99	+42	+10	329
Nurse/ Midwife Specialist & AN/MP	87	133	155	161	163	+75	+30	+2	173
Staff Nurse/ Staff Midwife	907	993	1,220	1,224	1,207	+299	+214	-17	1,281
Nursing/ Midwifery Student	12	62	8	32	37	+25	-25	+5	74
Nursing/ Midwifery other	44	36	33	31	32	-12	-4	+1	37
<b>Nursing &amp; Midwifery</b>	<b>1,258</b>	<b>1,489</b>	<b>1,703</b>	<b>1,745</b>	<b>1,745</b>	<b>+487</b>	<b>+256</b>	<b>+0</b>	<b>1,894</b>
Therapy Professions	113	145	159	162	162	+49	+17	+0	170
Health Science/ Diagnostics	224	261	271	269	268	+43	+7	-1	283
Pharmacy	50	57	60	59	59	+9	+2	+0	61
Psychologists	7	10	13	13	13	+6	+3	+0	15
Social Workers	27	35	37	35	37	+10	+2	+2	38
H&SC, Other	22	22	29	30	23	+2	+1	-7	28
<b>Health &amp; Social Care Professionals</b>	<b>443</b>	<b>531</b>	<b>569</b>	<b>568</b>	<b>563</b>	<b>+120</b>	<b>+32</b>	<b>-5</b>	<b>595</b>
Management (VIII & above)	32	54	56	57	56	+24	+2	-1	57
Administrative/ Supervisory (V to VII)	158	187	219	222	226	+68	+39	+4	238
Clerical (III & IV)	260	333	360	370	370	+110	+37	-1	419
<b>Management &amp; Administrative</b>	<b>450</b>	<b>574</b>	<b>636</b>	<b>650</b>	<b>652</b>	<b>+202</b>	<b>+78</b>	<b>+2</b>	<b>714</b>
Support	251	286	303	303	300	+49	+15	-3	341
Maintenance/ Technical	24	24	23	24	26	+2	+2	+2	26
<b>General Support</b>	<b>275</b>	<b>310</b>	<b>326</b>	<b>327</b>	<b>326</b>	<b>+51</b>	<b>+16</b>	<b>-1</b>	<b>367</b>
Health Care Assistants	225	290	303	306	309	+84	+19	+3	367
Care, other	7	14	15	13	14	+6	-0	+0	15
<b>Patient &amp; Client Care</b>	<b>232</b>	<b>304</b>	<b>317</b>	<b>320</b>	<b>323</b>	<b>+90</b>	<b>+19</b>	<b>+3</b>	<b>382</b>



Mayo University MAY 2024	WTE DEC 2019	WTE DEC 2022	WTE DEC 2023	WTE APR 2024	WTE MAY 2024	WTE change since DEC 2019	WTE change since DEC 2022	WTE change since APR 2024	No. MAY 2024
<b>Total Mayo University</b>	<b>1,150</b>	<b>1,435</b>	<b>1,516</b>	<b>1,536</b>	<b>1,530</b>	<b>+380</b>	<b>+95</b>	<b>-6</b>	<b>1,696</b>
Consultants	49	54	59	63	64	+15	+9	+0	67
Registrars	56	67	66	69	70	+14	+3	+1	70
SHO/ Interns	74	98	103	99	100	+26	+2	+2	103
Medical/ Dental, other	0	1				-0	-1		
<b>Medical &amp; Dental</b>	<b>179</b>	<b>220</b>	<b>229</b>	<b>231</b>	<b>234</b>	<b>+54</b>	<b>+14</b>	<b>+3</b>	<b>240</b>
Nurse/ Midwife Manager	74	96	110	109	109	+35	+14	+0	114
Nurse/ Midwife Specialist & AN/MP	22	31	42	41	42	+20	+11	+1	45
Staff Nurse/ Staff Midwife	391	458	460	478	475	+84	+17	-3	546
Nursing/ Midwifery Student	0	10	19	25	22	+22	+12	-3	41
Nursing/ Midwifery other	2	5	7	7	7	+5	+2	+0	7
<b>Nursing &amp; Midwifery</b>	<b>489</b>	<b>600</b>	<b>637</b>	<b>660</b>	<b>655</b>	<b>+166</b>	<b>+56</b>	<b>-4</b>	<b>753</b>
Therapy Professions	37	45	50	52	50	+13	+6	-1	57
Health Science/ Diagnostics	75	101	95	96	94	+19	-7	-2	107
Pharmacy	18	26	28	28	28	+10	+2	+0	32
Social Workers	3	4	7	8	8	+5	+4	-0	10
H&SC, Other	2	2	2	3	3	+1	+1	+0	4
<b>Health &amp; Social Care Professionals</b>	<b>136</b>	<b>178</b>	<b>181</b>	<b>187</b>	<b>184</b>	<b>+48</b>	<b>+6</b>	<b>-3</b>	<b>210</b>
Management (VIII & above)	2	6	5	4	4	+2	-2	+0	4
Administrative/ Supervisory (V to VII)	21	41	52	50	51	+30	+10	+1	53
Clerical (III & IV)	131	170	170	165	164	+32	-6	-1	182
<b>Management &amp; Administrative</b>	<b>154</b>	<b>216</b>	<b>227</b>	<b>219</b>	<b>218</b>	<b>+65</b>	<b>+2</b>	<b>-1</b>	<b>239</b>
Support	38	41	47	46	46	+9	+6	-0	49
Maintenance/ Technical	19	19	19	16	16	-3	-3	-0	16
<b>General Support</b>	<b>57</b>	<b>59</b>	<b>66</b>	<b>62</b>	<b>62</b>	<b>+5</b>	<b>+3</b>	<b>-0</b>	<b>65</b>
Health Care Assistants	134	151	164	162	162	+28	+11	-0	174
Care, other	1	11	14	15	15	+14	+4	+0	15
<b>Patient &amp; Client Care</b>	<b>135</b>	<b>162</b>	<b>177</b>	<b>177</b>	<b>177</b>	<b>+42</b>	<b>+15</b>	<b>-0</b>	<b>189</b>



Mercy University MAY 2024	WTE DEC 2019	WTE DEC 2022	WTE DEC 2023	WTE APR 2024	WTE MAY 2024	WTE change since DEC 2019	WTE change since DEC 2022	WTE change since APR 2024	No. MAY 2024
<b>Total Mercy University</b>	<b>1,173</b>	<b>1,435</b>	<b>1,532</b>	<b>1,480</b>	<b>1,480</b>	<b>+307</b>	<b>+45</b>	<b>-0</b>	<b>1,661</b>
Consultants	45	54	56	57	58	+12	+4	+1	60
Registrars	53	57	73	65	64	+11	+7	-1	65
SHO/ Interns	71	89	84	78	78	+7	-11	-0	79
<b>Medical &amp; Dental</b>	<b>170</b>	<b>200</b>	<b>213</b>	<b>200</b>	<b>200</b>	<b>+30</b>	<b>+0</b>	<b>-0</b>	<b>204</b>
Nurse/ Midwife Manager	129	141	143	136	131	+2	-10	-5	150
Nurse/ Midwife Specialist & AN/MP	10	21	32	31	35	+25	+13	+4	38
Staff Nurse/ Staff Midwife	282	368	399	378	378	+97	+10	-0	419
Nursing/ Midwifery Student	2	2	3	11	11	+9	+9	+1	21
Nursing/ Midwifery other	3	4	4	4	4	+1	+1	+0	5
<b>Nursing &amp; Midwifery</b>	<b>425</b>	<b>537</b>	<b>581</b>	<b>560</b>	<b>559</b>	<b>+134</b>	<b>+23</b>	<b>-0</b>	<b>633</b>
Therapy Professions	33	46	52	51	51	+18	+5	+0	56
Health Science/ Diagnostics	87	108	102	102	103	+16	-5	+1	125
Pharmacy	22	27	30	28	28	+6	+2	+1	35
Psychologists	1	2	2	2	2	+1	+0	+0	2
Social Workers	8	8	10	11	11	+2	+3	+0	11
H&SC, Other	4	3	2	2	2	-2	-1	+0	2
<b>Health &amp; Social Care Professionals</b>	<b>155</b>	<b>194</b>	<b>198</b>	<b>195</b>	<b>197</b>	<b>+42</b>	<b>+3</b>	<b>+2</b>	<b>231</b>
Management (VIII & above)	8	12	15	15	16	+8	+4	+1	16
Administrative/ Supervisory (V to VII)	40	60	66	66	66	+26	+6	-0	72
Clerical (III & IV)	167	185	192	185	189	+22	+4	+4	217
<b>Management &amp; Administrative</b>	<b>215</b>	<b>256</b>	<b>273</b>	<b>266</b>	<b>270</b>	<b>+56</b>	<b>+14</b>	<b>+4</b>	<b>305</b>
Support	61	81	80	76	73	+12	-8	-2	88
Maintenance/ Technical	6	7	8	8	8	+2	+1	+0	8
<b>General Support</b>	<b>67</b>	<b>88</b>	<b>88</b>	<b>84</b>	<b>81</b>	<b>+15</b>	<b>-7</b>	<b>-2</b>	<b>96</b>
Health Care Assistants	138	157	164	159	156	+18	-1	-3	175
Care, other	3	3	15	16	15	+13	+12	-0	17
<b>Patient &amp; Client Care</b>	<b>141</b>	<b>160</b>	<b>179</b>	<b>174</b>	<b>171</b>	<b>+30</b>	<b>+11</b>	<b>-3</b>	<b>192</b>



Monaghan MAY 2024	WTE DEC 2019	WTE DEC 2022	WTE DEC 2023	WTE APR 2024	WTE MAY 2024	WTE change since DEC 2019	WTE change since DEC 2022	WTE change since APR 2024	No. MAY 2024
<b>Total Monaghan</b>	<b>101</b>	<b>157</b>	<b>174</b>	<b>174</b>	<b>174</b>	<b>+73</b>	<b>+17</b>	<b>+0</b>	<b>205</b>
Nurse/ Midwife Manager	5	16	17	16	17	+12	+1	+1	19
Nurse/ Midwife Specialist & AN/MP	2	1	2	2	1	-0	-0	-1	2
Staff Nurse/ Staff Midwife	25	46	55	55	55	+30	+9	+0	67
<b>Nursing &amp; Midwifery</b>	<b>31</b>	<b>62</b>	<b>74</b>	<b>72</b>	<b>73</b>	<b>+42</b>	<b>+10</b>	<b>+0</b>	<b>88</b>
Therapy Professions	11	13	15	16	17	+5	+3	+0	19
Health Science/ Diagnostics	8	14	13	13	13	+6	-0	+0	16
Pharmacy	1	2	1	1	1	+0	-1	-0	2
<b>Health &amp; Social Care Professionals</b>	<b>20</b>	<b>29</b>	<b>29</b>	<b>31</b>	<b>31</b>	<b>+12</b>	<b>+2</b>	<b>+0</b>	<b>37</b>
Administrative/ Supervisory (V to VII)	1		1	1	1	+0	+1	+0	1
Clerical (III & IV)	16	18	20	20	20	+4	+3	-0	22
<b>Management &amp; Administrative</b>	<b>17</b>	<b>18</b>	<b>21</b>	<b>21</b>	<b>21</b>	<b>+4</b>	<b>+4</b>	<b>-0</b>	<b>23</b>
Support	7	3	3	3	3	-4	-0	+0	3
Maintenance/ Technical	2	2	1	1	1	-1	-1	+0	1
<b>General Support</b>	<b>9</b>	<b>5</b>	<b>4</b>	<b>4</b>	<b>4</b>	<b>-5</b>	<b>-1</b>	<b>+0</b>	<b>4</b>
Health Care Assistants	24	42	45	45	44	+20	+2	-0	52
Care, other	1	1	1	1	1	+0	+0	+0	1
<b>Patient &amp; Client Care</b>	<b>25</b>	<b>43</b>	<b>46</b>	<b>46</b>	<b>45</b>	<b>+20</b>	<b>+2</b>	<b>-0</b>	<b>53</b>





Naas General MAY 2024	WTE DEC 2019	WTE DEC 2022	WTE DEC 2023	WTE APR 2024	WTE MAY 2024	WTE change since DEC 2019	WTE change since DEC 2022	WTE change since APR 2024	No. MAY 2024
<b>Total Naas General</b>	<b>759</b>	<b>931</b>	<b>996</b>	<b>1,008</b>	<b>1,013</b>	<b>+254</b>	<b>+82</b>	<b>+5</b>	<b>1,106</b>
Consultants	26	25	27	24	26	+1	+1	+2	28
Registrars	26	31	31	33	37	+11	+5	+4	38
SHO/ Interns	39	40	41	38	39	+1	-1	+2	40
<b>Medical &amp; Dental</b>	<b>90</b>	<b>97</b>	<b>99</b>	<b>95</b>	<b>102</b>	<b>+12</b>	<b>+6</b>	<b>+7</b>	<b>106</b>
Nurse/ Midwife Manager	65	82	80	80	80	+14	-2	-1	89
Nurse/ Midwife Specialist & AN/MP	19	25	33	32	33	+14	+8	+0	36
Staff Nurse/ Staff Midwife	201	248	257	273	273	+72	+26	+1	299
Nursing/ Midwifery other	1	4	2	3	3	+2	-1	-0	3
<b>Nursing &amp; Midwifery</b>	<b>286</b>	<b>358</b>	<b>372</b>	<b>388</b>	<b>388</b>	<b>+102</b>	<b>+30</b>	<b>-0</b>	<b>427</b>
Therapy Professions	38	42	47	44	42	+4	+0	-2	46
Health Science/ Diagnostics	65	73	82	83	82	+17	+10	-0	90
Pharmacy	12	17	14	14	14	+2	-3	+0	18
Social Workers	2	2	5	7	7	+5	+5	-0	7
H&SC, Other				2	2	+2	+2	-0	2
<b>Health &amp; Social Care Professionals</b>	<b>117</b>	<b>133</b>	<b>148</b>	<b>149</b>	<b>147</b>	<b>+30</b>	<b>+14</b>	<b>-2</b>	<b>163</b>
Management (VIII & above)	5	6	5	7	7	+2	+1	-0	7
Administrative/ Supervisory (V to VII)	12	34	39	35	36	+24	+3	+1	41
Clerical (III & IV)	71	69	89	89	88	+17	+19	-1	97
<b>Management &amp; Administrative</b>	<b>88</b>	<b>109</b>	<b>134</b>	<b>132</b>	<b>131</b>	<b>+43</b>	<b>+22</b>	<b>-1</b>	<b>145</b>
Support	28	34	36	36	36	+8	+2	-0	40
Maintenance/ Technical	2	7	8	8	8	+5	+0	+0	8
<b>General Support</b>	<b>30</b>	<b>41</b>	<b>44</b>	<b>43</b>	<b>43</b>	<b>+13</b>	<b>+2</b>	<b>-0</b>	<b>48</b>
Health Care Assistants	146	192	199	200	200	+54	+8	+0	216
Care, other	1	1	1	1	1	+0	+0	+0	1
<b>Patient &amp; Client Care</b>	<b>147</b>	<b>193</b>	<b>200</b>	<b>201</b>	<b>201</b>	<b>+54</b>	<b>+8</b>	<b>+0</b>	<b>217</b>



National Maternity MAY 2024	WTE DEC 2019	WTE DEC 2022	WTE DEC 2023	WTE APR 2024	WTE MAY 2024	WTE change since DEC 2019	WTE change since DEC 2022	WTE change since APR 2024	No. MAY 2024
<b>Total National Maternity</b>	<b>880</b>	<b>955</b>	<b>983</b>	<b>1,011</b>	<b>1,009</b>	<b>+130</b>	<b>+55</b>	<b>-1</b>	<b>1,119</b>
Consultants	34	41	45	42	43	+9	+2	+1	49
Registrars	36	46	50	52	51	+15	+5	-1	51
SHO/ Interns	21	25	24	23	23	+2	-2	+0	23
Medical/ Dental, other	1	2	2	2	2	+1	+0	+0	3
<b>Medical &amp; Dental</b>	<b>92</b>	<b>114</b>	<b>121</b>	<b>119</b>	<b>119</b>	<b>+27</b>	<b>+5</b>	<b>+0</b>	<b>126</b>
Nurse/ Midwife Manager	120	149	152	154	153	+33	+4	-1	172
Nurse/ Midwife Specialist & AN/MP	15	18	18	19	18	+3	-1	-1	22
Staff Nurse/ Staff Midwife	246	230	233	243	244	-2	+14	+1	260
Nursing/ Midwifery Student	22	16	15	26	26	+4	+10	+0	36
Nursing/ Midwifery other	4	4	5	5	5	+1	+1	+0	5
<b>Nursing &amp; Midwifery</b>	<b>406</b>	<b>416</b>	<b>422</b>	<b>446</b>	<b>445</b>	<b>+39</b>	<b>+28</b>	<b>-1</b>	<b>495</b>
Therapy Professions	11	14	20	21	22	+10	+7	+1	27
Health Science/ Diagnostics	41	40	40	43	43	+2	+3	+0	49
Pharmacy	7	7	7	8	8	+1	+1	+0	9
Psychologists	2	2	3	3	3	+0	+0	+0	4
Social Workers	7	9	13	14	14	+7	+5	+0	14
H&SC, Other		2	1	2	2	+2	-0	+0	2
<b>Health &amp; Social Care Professionals</b>	<b>69</b>	<b>75</b>	<b>84</b>	<b>90</b>	<b>91</b>	<b>+22</b>	<b>+16</b>	<b>+1</b>	<b>105</b>
Management (VIII & above)	6	5	7	7	7	+1	+2	+1	7
Administrative/ Supervisory (V to VII)	51	63	62	64	64	+12	+1	+0	70
Clerical (III & IV)	80	79	87	87	87	+7	+9	+1	102
<b>Management &amp; Administrative</b>	<b>137</b>	<b>146</b>	<b>156</b>	<b>157</b>	<b>158</b>	<b>+20</b>	<b>+11</b>	<b>+1</b>	<b>179</b>
Support	130	143	141	141	140	+10	-3	-1	156
Maintenance/ Technical	11	9	8	8	8	-3	-1	+0	8
<b>General Support</b>	<b>141</b>	<b>152</b>	<b>149</b>	<b>149</b>	<b>148</b>	<b>+7</b>	<b>-4</b>	<b>-1</b>	<b>164</b>
Health Care Assistants	35	51	52	51	49	+14	-3	-2	50
<b>Patient &amp; Client Care</b>	<b>35</b>	<b>51</b>	<b>52</b>	<b>51</b>	<b>49</b>	<b>+14</b>	<b>-3</b>	<b>-2</b>	<b>50</b>



National Rehabilitation MAY 2024	WTE DEC 2019	WTE DEC 2022	WTE DEC 2023	WTE APR 2024	WTE MAY 2024	WTE change since DEC 2019	WTE change since DEC 2022	WTE change since APR 2024	No. MAY 2024
<b>Total National Rehabilitation</b>	<b>457</b>	<b>632</b>	<b>695</b>	<b>715</b>	<b>719</b>	<b>+262</b>	<b>+87</b>	<b>+4</b>	<b>814</b>
Consultants	12	13	14	14	14	+1	+1	+0	17
Registrars	4	8	10	11	10	+6	+2	-1	10
SHO/ Interns	6	10	8	9	8	+2	-2	-1	8
<b>Medical &amp; Dental</b>	<b>22</b>	<b>31</b>	<b>32</b>	<b>34</b>	<b>32</b>	<b>+9</b>	<b>+1</b>	<b>-2</b>	<b>35</b>
Nurse/ Midwife Manager	33	48	45	47	48	+16	+1	+1	52
Nurse/ Midwife Specialist & AN/MP	3	1	5	6	6	+3	+5	+0	6
Staff Nurse/ Staff Midwife	91	129	140	150	150	+58	+21	+0	155
Nursing/ Midwifery other	1					-1			
<b>Nursing &amp; Midwifery</b>	<b>127</b>	<b>177</b>	<b>190</b>	<b>203</b>	<b>204</b>	<b>+77</b>	<b>+27</b>	<b>+1</b>	<b>213</b>
Therapy Professions	92	121	125	129	130	+38	+9	+1	152
Health Science/ Diagnostics	4	7	7	8	8	+4	+2	+0	10
Social Care	1	1	1	1	1	-1	-1	+0	1
Pharmacy	6	10	12	14	14	+7	+4	+0	16
Psychologists	11	17	19	18	18	+7	+1	-1	21
Social Workers	12	19	22	21	22	+11	+4	+1	26
H&SC, Other	1	1	1	1	1	+0	+0	+0	1
<b>Health &amp; Social Care Professionals</b>	<b>127</b>	<b>175</b>	<b>186</b>	<b>193</b>	<b>194</b>	<b>+67</b>	<b>+19</b>	<b>+1</b>	<b>227</b>
Management (VIII & above)	3	7	8	7	7	+4	+0	+0	7
Administrative/ Supervisory (V to VII)	28	39	48	51	52	+24	+13	+1	54
Clerical (III & IV)	38	41	48	50	50	+11	+8	+0	57
<b>Management &amp; Administrative</b>	<b>69</b>	<b>87</b>	<b>104</b>	<b>107</b>	<b>108</b>	<b>+39</b>	<b>+21</b>	<b>+1</b>	<b>118</b>
Support	29	47	47	44	44	+15	-3	+0	75
Maintenance/ Technical	8	12	15	15	15	+7	+3	+0	15
<b>General Support</b>	<b>37</b>	<b>59</b>	<b>62</b>	<b>59</b>	<b>59</b>	<b>+22</b>	<b>+0</b>	<b>+0</b>	<b>90</b>
Health Care Assistants	71	99	115	116	118	+47	+19	+2	127
Care, other	3	3	5	3	3	+0	+0	+0	4
<b>Patient &amp; Client Care</b>	<b>74</b>	<b>102</b>	<b>120</b>	<b>119</b>	<b>121</b>	<b>+48</b>	<b>+19</b>	<b>+2</b>	<b>131</b>



Nenagh MAY 2024	WTE DEC 2019	WTE DEC 2022	WTE DEC 2023	WTE APR 2024	WTE MAY 2024	WTE change since DEC 2019	WTE change since DEC 2022	WTE change since APR 2024	No. MAY 2024
<b>Total Nenagh</b>	<b>250</b>	<b>294</b>	<b>340</b>	<b>343</b>	<b>342</b>	<b>+93</b>	<b>+48</b>	<b>-1</b>	<b>383</b>
Consultants	4	9	8	8	8	+4	-1	+0	8
Registrars	4	3	6	7	7	+3	+4	+0	7
SHO/ Interns	8	6	11	9	9	+1	+3	+0	9
<b>Medical &amp; Dental</b>	<b>16</b>	<b>18</b>	<b>25</b>	<b>24</b>	<b>24</b>	<b>+8</b>	<b>+6</b>	<b>+0</b>	<b>24</b>
Nurse/ Midwife Manager	28	33	36	36	36	+8	+3	-1	38
Nurse/ Midwife Specialist & AN/MP	4	12	16	16	16	+12	+3	+0	17
Staff Nurse/ Staff Midwife	81	89	101	102	104	+23	+14	+1	123
<b>Nursing &amp; Midwifery</b>	<b>113</b>	<b>135</b>	<b>153</b>	<b>154</b>	<b>155</b>	<b>+42</b>	<b>+20</b>	<b>+1</b>	<b>178</b>
Therapy Professions	8	9	11	11	11	+3	+3	+0	14
Health Science/ Diagnostics	6	9	11	13	12	+6	+3	-0	14
Pharmacy	2	2	2	2	2	+1	-0	+0	3
<b>Health &amp; Social Care Professionals</b>	<b>16</b>	<b>20</b>	<b>25</b>	<b>26</b>	<b>26</b>	<b>+10</b>	<b>+6</b>	<b>-0</b>	<b>31</b>
Administrative/ Supervisory (V to VII)	3	6	7	7	7	+4	+1	+0	7
Clerical (III & IV)	32	37	38	38	37	+5	+0	-1	41
<b>Management &amp; Administrative</b>	<b>35</b>	<b>43</b>	<b>45</b>	<b>45</b>	<b>44</b>	<b>+9</b>	<b>+1</b>	<b>-1</b>	<b>48</b>
Support	9	24	32	34	36	+27	+13	+3	38
Maintenance/ Technical	3	4	4	4	4	+1	-0	-0	4
<b>General Support</b>	<b>12</b>	<b>28</b>	<b>36</b>	<b>38</b>	<b>40</b>	<b>+29</b>	<b>+13</b>	<b>+2</b>	<b>42</b>
Health Care Assistants	58	50	56	55	52	-6	+2	-3	59
Care, other		1	1	1	1	+1	+0	+0	1
<b>Patient &amp; Client Care</b>	<b>58</b>	<b>51</b>	<b>57</b>	<b>56</b>	<b>53</b>	<b>-5</b>	<b>+2</b>	<b>-3</b>	<b>60</b>



Other Acute MAY 2024	WTE DEC 2019	WTE DEC 2022	WTE DEC 2023	WTE APR 2024	WTE MAY 2024	WTE change since DEC 2019	WTE change since DEC 2022	WTE change since APR 2024	No. MAY 2024
<b>Total Other Acute</b>	<b>91</b>	<b>127</b>	<b>148</b>	<b>148</b>	<b>147</b>	<b>+56</b>	<b>+20</b>	<b>-1</b>	<b>154</b>
Consultants			1	1	1	+1	+1	-0	2
<b>Medical &amp; Dental</b>			<b>1</b>	<b>1</b>	<b>1</b>	<b>+1</b>	<b>+1</b>	<b>-0</b>	<b>2</b>
Nurse/ Midwife Manager	14	17	21	23	23	+9	+6	+0	23
<b>Nursing &amp; Midwifery</b>	<b>14</b>	<b>17</b>	<b>21</b>	<b>23</b>	<b>23</b>	<b>+9</b>	<b>+6</b>	<b>+0</b>	<b>23</b>
Health Science/ Diagnostics	3	4	14	12	13	+10	+9	+1	13
Pharmacy	4	8	13	14	14	+10	+5	+0	14
Social Workers	1					-1			
<b>Health &amp; Social Care Professionals</b>	<b>8</b>	<b>12</b>	<b>26</b>	<b>26</b>	<b>26</b>	<b>+18</b>	<b>+14</b>	<b>+1</b>	<b>27</b>
Management (VIII & above)	31	34	37	38	38	+7	+4	+0	39
Administrative/ Supervisory (V to VII)	34	54	57	55	54	+20	-0	-1	58
Clerical (III & IV)	4	9	6	6	5	+1	-4	-1	5
<b>Management &amp; Administrative</b>	<b>69</b>	<b>97</b>	<b>101</b>	<b>99</b>	<b>97</b>	<b>+28</b>	<b>+0</b>	<b>-2</b>	<b>102</b>



Our Lady of Lourdes MAY 2024	WTE DEC 2019	WTE DEC 2022	WTE DEC 2023	WTE APR 2024	WTE MAY 2024	WTE change since DEC 2019	WTE change since DEC 2022	WTE change since APR 2024	No. MAY 2024
<b>Total Our Lady of Lourdes</b>	<b>2,149</b>	<b>2,523</b>	<b>2,586</b>	<b>2,636</b>	<b>2,626</b>	<b>+477</b>	<b>+103</b>	<b>-10</b>	<b>2,843</b>
Consultants	101	104	126	133	133	+32	+29	-0	137
Registrars	126	133	135	136	138	+12	+4	+1	139
SHO/ Interns	112	128	149	151	148	+36	+20	-2	150
<b>Medical &amp; Dental</b>	<b>339</b>	<b>365</b>	<b>410</b>	<b>420</b>	<b>419</b>	<b>+80</b>	<b>+53</b>	<b>-1</b>	<b>426</b>
Nurse/ Midwife Manager	161	221	226	223	220	+58	-1	-3	236
Nurse/ Midwife Specialist & AN/MP	49	88	94	94	95	+46	+6	+1	100
Staff Nurse/ Staff Midwife	681	781	776	818	817	+137	+36	-0	885
Nursing/ Midwifery Student	21	13	29	36	34	+13	+21	-2	69
Nursing/ Midwifery other	11	12	13	13	12	+1	+0	-1	14
<b>Nursing &amp; Midwifery</b>	<b>922</b>	<b>1,115</b>	<b>1,138</b>	<b>1,183</b>	<b>1,178</b>	<b>+255</b>	<b>+63</b>	<b>-5</b>	<b>1,304</b>
Therapy Professions	65	95	90	91	91	+26	-4	-0	99
Health Science/ Diagnostics	98	104	104	109	108	+10	+4	-0	118
Pharmacy	23	34	32	33	32	+9	-2	-1	35
Social Workers	12	15	16	17	16	+4	+1	-0	20
H&SC, Other	2	3	2	2	1	-1	-1	-1	2
<b>Health &amp; Social Care Professionals</b>	<b>200</b>	<b>250</b>	<b>244</b>	<b>251</b>	<b>249</b>	<b>+49</b>	<b>-1</b>	<b>-2</b>	<b>274</b>
Management (VIII & above)	11	13	16	15	15	+4	+2	+0	15
Administrative/ Supervisory (V to VII)	42	65	76	78	77	+36	+13	-1	82
Clerical (III & IV)	227	249	242	235	234	+6	-15	-2	255
<b>Management &amp; Administrative</b>	<b>280</b>	<b>326</b>	<b>334</b>	<b>329</b>	<b>326</b>	<b>+46</b>	<b>-1</b>	<b>-3</b>	<b>352</b>
Support	189	204	208	202	203	+14	-1	+1	213
Maintenance/ Technical	15	19	17	17	17	+2	-2	-1	17
<b>General Support</b>	<b>204</b>	<b>223</b>	<b>225</b>	<b>220</b>	<b>220</b>	<b>+16</b>	<b>-3</b>	<b>-0</b>	<b>230</b>
Health Care Assistants	195	238	232	229	230	+35	-8	+0	246
Care, other	9	5	5	4	5	-4	-0	+1	11
<b>Patient &amp; Client Care</b>	<b>204</b>	<b>243</b>	<b>236</b>	<b>233</b>	<b>235</b>	<b>+31</b>	<b>-9</b>	<b>+1</b>	<b>257</b>



Our Lady's Navan MAY 2024	WTE DEC 2019	WTE DEC 2022	WTE DEC 2023	WTE APR 2024	WTE MAY 2024	WTE change since DEC 2019	WTE change since DEC 2022	WTE change since APR 2024	No. MAY 2024
<b>Total Our Lady's Navan</b>	<b>516</b>	<b>639</b>	<b>652</b>	<b>670</b>	<b>683</b>	<b>+168</b>	<b>+44</b>	<b>+13</b>	<b>768</b>
Consultants	13	16	17	17	18	+5	+2	+1	18
Registrars	27	32	36	38	37	+11	+6	-1	39
SHO/ Interns	35	47	47	38	40	+5	-7	+2	42
<b>Medical &amp; Dental</b>	<b>74</b>	<b>95</b>	<b>100</b>	<b>94</b>	<b>95</b>	<b>+21</b>	<b>+1</b>	<b>+2</b>	<b>99</b>
Nurse/ Midwife Manager	44	54	55	59	60	+16	+6	+1	66
Nurse/ Midwife Specialist & AN/MP	11	13	10	10	11	-0	-3	+0	12
Staff Nurse/ Staff Midwife	121	147	155	160	165	+44	+18	+5	189
Nursing/ Midwifery Student	4					-4			
<b>Nursing &amp; Midwifery</b>	<b>180</b>	<b>214</b>	<b>219</b>	<b>229</b>	<b>236</b>	<b>+56</b>	<b>+21</b>	<b>+6</b>	<b>267</b>
Therapy Professions	19	24	29	31	32	+13	+8	+1	36
Health Science/ Diagnostics	37	46	46	48	47	+10	+1	-1	54
Pharmacy	6	8	8	9	9	+3	+1	-0	11
Social Workers		1	1	1	1	+1	+0	-0	1
<b>Health &amp; Social Care Professionals</b>	<b>62</b>	<b>79</b>	<b>84</b>	<b>89</b>	<b>89</b>	<b>+28</b>	<b>+11</b>	<b>-0</b>	<b>102</b>
Management (VIII & above)	2	2	2	2	2	+0	+0	+0	2
Administrative/ Supervisory (V to VII)	12	25	30	31	31	+19	+7	+0	34
Clerical (III & IV)	56	73	61	61	62	+6	-11	+1	70
<b>Management &amp; Administrative</b>	<b>71</b>	<b>100</b>	<b>94</b>	<b>94</b>	<b>95</b>	<b>+25</b>	<b>-4</b>	<b>+1</b>	<b>106</b>
Support	23	32	35	36	36	+13	+4	+0	40
Maintenance/ Technical	5	5	6	6	6	+1	+1	+0	6
<b>General Support</b>	<b>28</b>	<b>37</b>	<b>41</b>	<b>42</b>	<b>42</b>	<b>+14</b>	<b>+5</b>	<b>+0</b>	<b>46</b>
Health Care Assistants	98	113	111	120	124	+26	+10	+3	143
Care, other	2	2	3	2	2	-1	+0	+0	5
<b>Patient &amp; Client Care</b>	<b>100</b>	<b>115</b>	<b>113</b>	<b>122</b>	<b>125</b>	<b>+25</b>	<b>+10</b>	<b>+3</b>	<b>148</b>



Portiuncula University MAY 2024	WTE DEC 2019	WTE DEC 2022	WTE DEC 2023	WTE APR 2024	WTE MAY 2024	WTE change since DEC 2019	WTE change since DEC 2022	WTE change since APR 2024	No. MAY 2024
<b>Total Portiuncula University</b>	<b>790</b>	<b>982</b>	<b>1,076</b>	<b>1,112</b>	<b>1,092</b>	<b>+302</b>	<b>+110</b>	<b>-20</b>	<b>1,212</b>
Consultants	38	37	47	48	47	+10	+10	-1	52
Registrars	42	53	56	60	59	+18	+7	-0	61
SHO/ Interns	58	70	76	82	81	+23	+10	-2	82
Medical/ Dental, other				0	0	+0	+0	+0	1
<b>Medical &amp; Dental</b>	<b>137</b>	<b>160</b>	<b>179</b>	<b>190</b>	<b>188</b>	<b>+50</b>	<b>+28</b>	<b>-2</b>	<b>196</b>
Nurse/ Midwife Manager	66	80	93	98	95	+29	+15	-3	104
Nurse/ Midwife Specialist & AN/MP	19	31	35	35	34	+15	+3	-1	38
Staff Nurse/ Staff Midwife	236	288	311	327	320	+84	+32	-7	373
Nursing/ Midwifery Student		3	2	1	1	+1	-2	+0	1
Nursing/ Midwifery other	1	2	2	2	2	+1	-1	+0	3
<b>Nursing &amp; Midwifery</b>	<b>322</b>	<b>404</b>	<b>443</b>	<b>463</b>	<b>452</b>	<b>+130</b>	<b>+48</b>	<b>-11</b>	<b>519</b>
Therapy Professions	16	23	27	28	27	+11	+4	-1	30
Health Science/ Diagnostics	48	57	63	62	60	+13	+4	-2	70
Pharmacy	12	16	14	17	17	+5	+1	-0	19
Social Workers	4	5	5	5	5	+1	-1	-0	5
H&SC, Other	2	3	4	4	4	+2	+1	-0	4
<b>Health &amp; Social Care Professionals</b>	<b>81</b>	<b>104</b>	<b>113</b>	<b>116</b>	<b>113</b>	<b>+32</b>	<b>+9</b>	<b>-3</b>	<b>128</b>
Management (VIII & above)	6	6	6	6	6	+0	+0	+0	6
Administrative/ Supervisory (V to VII)	21	34	43	45	45	+23	+11	-0	46
Clerical (III & IV)	84	104	104	104	104	+20	+0	-0	112
<b>Management &amp; Administrative</b>	<b>111</b>	<b>144</b>	<b>153</b>	<b>155</b>	<b>154</b>	<b>+43</b>	<b>+11</b>	<b>-0</b>	<b>164</b>
Support	66	77	82	82	81	+15	+4	-1	89
Maintenance/ Technical	11	11	12	13	13	+2	+2	+0	13
<b>General Support</b>	<b>77</b>	<b>88</b>	<b>94</b>	<b>95</b>	<b>94</b>	<b>+17</b>	<b>+6</b>	<b>-1</b>	<b>102</b>
Health Care Assistants	59	82	94	92	90	+31	+8	-2	102
Care, other	2		1	1	1	-1	+1	+0	1
<b>Patient &amp; Client Care</b>	<b>61</b>	<b>82</b>	<b>95</b>	<b>93</b>	<b>91</b>	<b>+30</b>	<b>+9</b>	<b>-2</b>	<b>103</b>





RCSI HQ MAY 2024	WTE DEC 2019	WTE DEC 2022	WTE DEC 2023	WTE APR 2024	WTE MAY 2024	WTE change since DEC 2019	WTE change since DEC 2022	WTE change since APR 2024	No. MAY 2024
<b>Total RCSI HQ</b>	<b>30</b>	<b>65</b>	<b>70</b>	<b>69</b>	<b>68</b>	<b>+38</b>	<b>+4</b>	<b>-1</b>	<b>70</b>
Medical/ Dental, other		1	0	1	1	+1	-0	+0	1
<b>Medical &amp; Dental</b>		<b>1</b>	<b>0</b>	<b>1</b>	<b>1</b>	<b>+1</b>	<b>-0</b>	<b>+0</b>	<b>1</b>
Nurse/ Midwife Manager	2	6	8	9	9	+7	+3	-0	9
<b>Nursing &amp; Midwifery</b>	<b>2</b>	<b>6</b>	<b>8</b>	<b>9</b>	<b>9</b>	<b>+7</b>	<b>+3</b>	<b>-0</b>	<b>9</b>
Therapy Professions		1	1	1	1	+1	+0	+0	1
Health Science/ Diagnostics	1	1	1	1	1	+0	+0	+0	1
Social Workers			1	1	1	+1	+1	+0	1
<b>Health &amp; Social Care Professionals</b>	<b>1</b>	<b>2</b>	<b>3</b>	<b>3</b>	<b>3</b>	<b>+2</b>	<b>+1</b>	<b>+0</b>	<b>3</b>
Management (VIII & above)	19	27	26	26	26	+7	-1	+0	26
Administrative/ Supervisory (V to VII)	7	26	30	29	28	+21	+3	-1	29
Clerical (III & IV)	1	2	2	2	2	+1	-0	+0	2
<b>Management &amp; Administrative</b>	<b>27</b>	<b>55</b>	<b>58</b>	<b>57</b>	<b>56</b>	<b>+29</b>	<b>+1</b>	<b>-1</b>	<b>57</b>
Health Care Assistants		1					-1		
<b>Patient &amp; Client Care</b>		<b>1</b>					<b>-1</b>		



Roscommon University MAY 2024	WTE DEC 2019	WTE DEC 2022	WTE DEC 2023	WTE APR 2024	WTE MAY 2024	WTE change since DEC 2019	WTE change since DEC 2022	WTE change since APR 2024	No. MAY 2024
<b>Total Roscommon University</b>	<b>333</b>	<b>438</b>	<b>476</b>	<b>475</b>	<b>473</b>	<b>+140</b>	<b>+35</b>	<b>-1</b>	<b>525</b>
Consultants	10	10	11	10	10	-1	-1	-0	12
Registrars	7	10	10	10	11	+4	+1	+0	11
SHO/ Interns	12	12	15	13	13	+1	+1	+0	13
<b>Medical &amp; Dental</b>	<b>29</b>	<b>32</b>	<b>36</b>	<b>33</b>	<b>33</b>	<b>+4</b>	<b>+2</b>	<b>+0</b>	<b>36</b>
Nurse/ Midwife Manager	23	32	38	35	36	+13	+4	+1	39
Nurse/ Midwife Specialist & AN/MP	14	24	27	27	27	+14	+4	+0	28
Staff Nurse/ Staff Midwife	88	132	134	140	136	+48	+5	-4	157
Nursing/ Midwifery Student		1		2	2	+2	+2	-0	4
Nursing/ Midwifery other	1	1	1	1	1	+0	-0	+0	1
<b>Nursing &amp; Midwifery</b>	<b>126</b>	<b>189</b>	<b>200</b>	<b>206</b>	<b>203</b>	<b>+77</b>	<b>+14</b>	<b>-3</b>	<b>229</b>
Therapy Professions	9	11	12	11	11	+2	+0	+0	13
Health Science/ Diagnostics	16	20	19	18	19	+3	-2	+1	21
Pharmacy	1	3	4	3	3	+3	+0	+0	4
Social Workers		1	2	2	2	+2	+2	+0	3
<b>Health &amp; Social Care Professionals</b>	<b>26</b>	<b>35</b>	<b>36</b>	<b>35</b>	<b>36</b>	<b>+10</b>	<b>+1</b>	<b>+1</b>	<b>41</b>
Management (VIII & above)	1	1	3	3	2	+1	+1	-1	2
Administrative/ Supervisory (V to VII)	11	16	18	18	18	+8	+3	+1	19
Clerical (III & IV)	48	54	60	62	61	+14	+7	-1	66
<b>Management &amp; Administrative</b>	<b>59</b>	<b>71</b>	<b>82</b>	<b>83</b>	<b>82</b>	<b>+22</b>	<b>+11</b>	<b>-1</b>	<b>87</b>
Support	62	67	68	65	67	+4	-0	+1	75
Maintenance/ Technical	9	9	10	10	10	+1	+1	+0	10
<b>General Support</b>	<b>71</b>	<b>75</b>	<b>78</b>	<b>75</b>	<b>77</b>	<b>+5</b>	<b>+1</b>	<b>+1</b>	<b>85</b>
Health Care Assistants	22	36	42	41	42	+20	+6	+0	45
Care, other	1	1	2	2	2	+1	+1	+0	2
<b>Patient &amp; Client Care</b>	<b>22</b>	<b>36</b>	<b>44</b>	<b>43</b>	<b>43</b>	<b>+21</b>	<b>+7</b>	<b>+0</b>	<b>47</b>



Rotunda MAY 2024	WTE DEC 2019	WTE DEC 2022	WTE DEC 2023	WTE APR 2024	WTE MAY 2024	WTE change since DEC 2019	WTE change since DEC 2022	WTE change since APR 2024	No. MAY 2024
<b>Total Rotunda</b>	<b>892</b>	<b>988</b>	<b>1,003</b>	<b>1,018</b>	<b>1,030</b>	<b>+138</b>	<b>+42</b>	<b>+12</b>	<b>1,181</b>
Consultants	44	53	53	54	55	+11	+3	+1	60
Registrars	49	59	55	60	61	+12	+2	+1	62
SHO/ Interns	20	25	30	28	33	+13	+9	+5	34
<b>Medical &amp; Dental</b>	<b>113</b>	<b>136</b>	<b>138</b>	<b>142</b>	<b>150</b>	<b>+37</b>	<b>+13</b>	<b>+7</b>	<b>156</b>
Nurse/ Midwife Manager	94	123	128	127	128	+34	+4	+1	148
Nurse/ Midwife Specialist & AN/MP	15	21	26	26	26	+11	+5	-1	29
Staff Nurse/ Staff Midwife	257	240	250	245	257	-0	+17	+12	301
Nursing/ Midwifery Student	24	36	20	28	21	-3	-15	-7	35
Nursing/ Midwifery other	2					-2			
<b>Nursing &amp; Midwifery</b>	<b>391</b>	<b>420</b>	<b>424</b>	<b>426</b>	<b>431</b>	<b>+40</b>	<b>+11</b>	<b>+5</b>	<b>513</b>
Therapy Professions	9	17	18	20	17	+8	+1	-2	20
Health Science/ Diagnostics	46	49	48	48	48	+3	-1	+1	55
Pharmacy	10	10	10	10	9	-0	-0	-1	12
Psychologists	1	1	2	2	2	+1	+1	+0	2
Social Workers	8	9	10	10	10	+2	+1	-0	11
<b>Health &amp; Social Care Professionals</b>	<b>74</b>	<b>86</b>	<b>89</b>	<b>90</b>	<b>87</b>	<b>+14</b>	<b>+2</b>	<b>-3</b>	<b>100</b>
Management (VIII & above)	8	10	10	10	10	+2	+0	+0	10
Administrative/ Supervisory (V to VII)	57	64	68	68	65	+8	+1	-3	69
Clerical (III & IV)	82	79	82	86	92	+9	+13	+6	105
<b>Management &amp; Administrative</b>	<b>147</b>	<b>152</b>	<b>160</b>	<b>163</b>	<b>166</b>	<b>+19</b>	<b>+14</b>	<b>+3</b>	<b>184</b>
Support	119	131	132	136	136	+17	+5	+0	160
Maintenance/ Technical	6	7	7	7	7	+1	+0	+0	7
<b>General Support</b>	<b>125</b>	<b>138</b>	<b>139</b>	<b>143</b>	<b>143</b>	<b>+18</b>	<b>+5</b>	<b>+0</b>	<b>167</b>
Health Care Assistants	41	54	52	52	52	+11	-3	-1	60
Care, other	1	1	1	1	1	+0	+0	+0	1
<b>Patient &amp; Client Care</b>	<b>42</b>	<b>55</b>	<b>53</b>	<b>53</b>	<b>53</b>	<b>+11</b>	<b>-3</b>	<b>-1</b>	<b>61</b>



Royal Victoria Eye & Ear MAY 2024	WTE DEC 2019	WTE DEC 2022	WTE DEC 2023	WTE APR 2024	WTE MAY 2024	WTE change since DEC 2019	WTE change since DEC 2022	WTE change since APR 2024	No. MAY 2024
<b>Total Royal Victoria Eye &amp; Ear</b>	<b>291</b>	<b>357</b>	<b>371</b>	<b>376</b>	<b>377</b>	<b>+86</b>	<b>+20</b>	<b>+1</b>	<b>430</b>
Consultants	23	29	29	31	31	+8	+3	+0	36
Registrars	20	26	31	29	29	+9	+3	+0	30
SHO/ Interns	16	14	16	15	15	-1	+1	+0	17
Medical/ Dental, other	5	5	3	3	3	-1	-1	+0	5
<b>Medical &amp; Dental</b>	<b>63</b>	<b>73</b>	<b>79</b>	<b>77</b>	<b>78</b>	<b>+15</b>	<b>+5</b>	<b>+0</b>	<b>88</b>
Nurse/ Midwife Manager	24	27	30	31	32	+8	+4	+1	33
Nurse/ Midwife Specialist & AN/MP	9	17	17	16	17	+8	+0	+1	19
Staff Nurse/ Staff Midwife	81	90	90	93	92	+11	+2	-1	104
Nursing/ Midwifery other	2	2	2	2	2	+0	-0	+0	2
<b>Nursing &amp; Midwifery</b>	<b>115</b>	<b>137</b>	<b>139</b>	<b>142</b>	<b>143</b>	<b>+28</b>	<b>+6</b>	<b>+1</b>	<b>158</b>
Therapy Professions	3	3	3	4	4	+1	+1	-1	6
Health Science/ Diagnostics	2	3	4	6	6	+4	+3	+0	8
Pharmacy	3	3	3	3	3	+0	+0	+0	3
Social Workers	2	1	1	1	1	-1	+1	+0	2
H&SC, Other	4	5	6	6	6	+2	+1	+0	7
<b>Health &amp; Social Care Professionals</b>	<b>13</b>	<b>14</b>	<b>16</b>	<b>20</b>	<b>19</b>	<b>+6</b>	<b>+6</b>	<b>-1</b>	<b>26</b>
Management (VIII & above)	3	5	4	4	4	+1	-1	+0	4
Administrative/ Supervisory (V to VII)	24	39	39	39	39	+15	+1	+0	42
Clerical (III & IV)	36	42	44	46	46	+10	+3	+0	57
<b>Management &amp; Administrative</b>	<b>63</b>	<b>86</b>	<b>88</b>	<b>89</b>	<b>89</b>	<b>+26</b>	<b>+3</b>	<b>+0</b>	<b>103</b>
Support	28	34	36	35	35	+8	+1	+0	41
<b>General Support</b>	<b>28</b>	<b>34</b>	<b>36</b>	<b>35</b>	<b>35</b>	<b>+8</b>	<b>+1</b>	<b>+0</b>	<b>41</b>
Health Care Assistants	9	14	13	13	13	+4	-1	+0	14
<b>Patient &amp; Client Care</b>	<b>9</b>	<b>14</b>	<b>13</b>	<b>13</b>	<b>13</b>	<b>+4</b>	<b>-1</b>	<b>+0</b>	<b>14</b>



SSWHG HQ MAY 2024	WTE DEC 2019	WTE DEC 2022	WTE DEC 2023	WTE APR 2024	WTE MAY 2024	WTE change since DEC 2019	WTE change since DEC 2022	WTE change since APR 2024	No. MAY 2024
<b>Total SSWHG HQ</b>	<b>35</b>	<b>69</b>	<b>96</b>	<b>96</b>	<b>94</b>	<b>+59</b>	<b>+24</b>	<b>-2</b>	<b>100</b>
Consultants		0					-0		
Medical/ Dental, other	1	2	1	1	1	+0	-1	+0	1
<b>Medical &amp; Dental</b>	<b>1</b>	<b>3</b>	<b>1</b>	<b>1</b>	<b>1</b>	<b>+0</b>	<b>-2</b>	<b>+0</b>	<b>1</b>
Nurse/ Midwife Manager	4	9	11	11	11	+7	+2	+0	11
<b>Nursing &amp; Midwifery</b>	<b>4</b>	<b>9</b>	<b>11</b>	<b>11</b>	<b>11</b>	<b>+7</b>	<b>+2</b>	<b>+0</b>	<b>11</b>
Pharmacy		2					-2		
Social Workers			1	1	1	+1	+1	+0	1
H&SC, Other		0					-0		
<b>Health &amp; Social Care Professionals</b>		<b>2</b>	<b>1</b>	<b>1</b>	<b>1</b>	<b>+1</b>	<b>-1</b>	<b>+0</b>	<b>1</b>
Management (VIII & above)	12	20	16	17	17	+5	-2	-0	18
Administrative/ Supervisory (V to VII)	16	27	42	41	39	+24	+12	-2	42
Clerical (III & IV)	2	8	24	24	24	+22	+16	-0	27
<b>Management &amp; Administrative</b>	<b>30</b>	<b>55</b>	<b>83</b>	<b>83</b>	<b>81</b>	<b>+51</b>	<b>+26</b>	<b>-2</b>	<b>87</b>
Health Care Assistants		0					-0		
<b>Patient &amp; Client Care</b>		<b>0</b>					<b>-0</b>		



Saolta HG HQ MAY 2024	WTE DEC 2019	WTE DEC 2022	WTE DEC 2023	WTE APR 2024	WTE MAY 2024	WTE change since DEC 2019	WTE change since DEC 2022	WTE change since APR 2024	No. MAY 2024
<b>Total Saolta HG HQ</b>	<b>79</b>	<b>110</b>	<b>119</b>	<b>114</b>	<b>118</b>	<b>+39</b>	<b>+8</b>	<b>+4</b>	<b>121</b>
Consultants	1	1	1	1	1	+0	+0	+0	1
<b>Medical &amp; Dental</b>	<b>1</b>	<b>1</b>	<b>1</b>	<b>1</b>	<b>1</b>	<b>+0</b>	<b>+0</b>	<b>+0</b>	<b>1</b>
Nurse/ Midwife Manager	8	13	19	18	19	+11	+6	+1	20
Staff Nurse/ Staff Midwife	1	1	1	2	2	+1	+1	+0	2
Nursing/ Midwifery other	8					-8			
<b>Nursing &amp; Midwifery</b>	<b>16</b>	<b>14</b>	<b>20</b>	<b>20</b>	<b>21</b>	<b>+5</b>	<b>+7</b>	<b>+1</b>	<b>22</b>
Therapy Professions	1	1				-1	-1		
Health Science/ Diagnostics		1	1	1	1	+1	+0	+0	1
<b>Health &amp; Social Care Professionals</b>	<b>1</b>	<b>2</b>	<b>1</b>	<b>1</b>	<b>1</b>	<b>+0</b>	<b>-1</b>	<b>+0</b>	<b>1</b>
Management (VIII & above)	17	21	25	23	25	+8	+4	+2	25
Administrative/ Supervisory (V to VII)	36	57	57	54	54	+18	-3	-0	56
Clerical (III & IV)	7	15	15	14	15	+8	+0	+1	16
<b>Management &amp; Administrative</b>	<b>61</b>	<b>93</b>	<b>97</b>	<b>92</b>	<b>95</b>	<b>+34</b>	<b>+2</b>	<b>+3</b>	<b>97</b>



Sligo University MAY 2024	WTE DEC 2019	WTE DEC 2022	WTE DEC 2023	WTE APR 2024	WTE MAY 2024	WTE change since DEC 2019	WTE change since DEC 2022	WTE change since APR 2024	No. MAY 2024
<b>Total Sligo University</b>	<b>1,688</b>	<b>1,993</b>	<b>2,151</b>	<b>2,166</b>	<b>2,159</b>	<b>+471</b>	<b>+166</b>	<b>-7</b>	<b>2,394</b>
Consultants	77	87	94	98	99	+22	+12	+1	102
Registrars	72	79	88	88	90	+18	+11	+2	95
SHO/ Interns	82	103	120	112	116	+34	+12	+3	117
Medical/ Dental, other	6	5	6	5	5	-1	+0	-0	7
<b>Medical &amp; Dental</b>	<b>237</b>	<b>274</b>	<b>307</b>	<b>304</b>	<b>310</b>	<b>+73</b>	<b>+36</b>	<b>+6</b>	<b>321</b>
Nurse/ Midwife Manager	106	124	140	141	137	+32	+14	-3	147
Nurse/ Midwife Specialist & AN/MP	40	55	64	66	66	+27	+12	+0	70
Staff Nurse/ Staff Midwife	494	577	599	606	604	+110	+27	-2	701
Nursing/ Midwifery Student	21	2	10	20	19	-2	+18	-1	42
Nursing/ Midwifery other	8	11	10	12	12	+4	+1	-0	13
<b>Nursing &amp; Midwifery</b>	<b>669</b>	<b>768</b>	<b>823</b>	<b>845</b>	<b>839</b>	<b>+171</b>	<b>+71</b>	<b>-6</b>	<b>973</b>
Therapy Professions	52	67	79	78	78	+26	+11	-0	85
Health Science/ Diagnostics	93	109	108	104	102	+10	-7	-1	113
Pharmacy	38	42	42	47	46	+7	+4	-1	51
Psychologists		1	1	1	1	+1	+0	+0	1
Social Workers		2	2	1	1	+1	-1	+0	1
H&SC, Other	3	6	8	10	9	+7	+4	-0	10
<b>Health &amp; Social Care Professionals</b>	<b>186</b>	<b>227</b>	<b>239</b>	<b>240</b>	<b>237</b>	<b>+52</b>	<b>+10</b>	<b>-3</b>	<b>261</b>
Management (VIII & above)	8	9	8	8	8	+0	-1	+0	8
Administrative/ Supervisory (V to VII)	27	49	53	55	55	+28	+6	+0	58
Clerical (III & IV)	195	217	253	249	248	+52	+31	-1	268
<b>Management &amp; Administrative</b>	<b>230</b>	<b>275</b>	<b>314</b>	<b>312</b>	<b>311</b>	<b>+81</b>	<b>+36</b>	<b>-1</b>	<b>334</b>
Support	201	222	236	236	236	+35	+14	+0	258
Maintenance/ Technical	15	14	13	13	13	-2	-1	+0	13
<b>General Support</b>	<b>215</b>	<b>236</b>	<b>249</b>	<b>249</b>	<b>249</b>	<b>+33</b>	<b>+13</b>	<b>+0</b>	<b>271</b>
Health Care Assistants	141	178	181	180	178	+37	+0	-2	195
Care, other	10	36	38	36	35	+25	-1	-1	39
<b>Patient &amp; Client Care</b>	<b>151</b>	<b>213</b>	<b>219</b>	<b>216</b>	<b>213</b>	<b>+62</b>	<b>-1</b>	<b>-3</b>	<b>234</b>



South Infirmary Victoria University MAY 2024	WTE DEC 2019	WTE DEC 2022	WTE DEC 2023	WTE APR 2024	WTE MAY 2024	WTE change since DEC 2019	WTE change since DEC 2022	WTE change since APR 2024	No. MAY 2024
<b>Total South Infirmary Victoria University</b>	<b>787</b>	<b>844</b>	<b>908</b>	<b>938</b>	<b>938</b>	<b>+151</b>	<b>+94</b>	<b>-0</b>	<b>1,098</b>
Consultants	32	37	40	43	44	+13	+7	+1	49
Registrars	20	23	23	24	24	+3	+1	+0	24
SHO/ Interns	27	29	29	29	29	+2	+0	+0	29
<b>Medical &amp; Dental</b>	<b>79</b>	<b>89</b>	<b>92</b>	<b>96</b>	<b>97</b>	<b>+18</b>	<b>+8</b>	<b>+1</b>	<b>102</b>
Nurse/ Midwife Manager	66	67	69	67	67	+1	-0	+0	79
Nurse/ Midwife Specialist & AN/MP	11	18	18	17	17	+6	-2	+0	18
Staff Nurse/ Staff Midwife	223	224	257	262	260	+37	+36	-2	316
Nursing/ Midwifery other	2	3	3	3	3	+0	+0	+0	3
<b>Nursing &amp; Midwifery</b>	<b>302</b>	<b>313</b>	<b>347</b>	<b>349</b>	<b>347</b>	<b>+45</b>	<b>+34</b>	<b>-2</b>	<b>416</b>
Therapy Professions	40	47	49	52	51	+11	+4	-1	67
Health Science/ Diagnostics	23	24	23	24	24	+1	-0	+0	38
Pharmacy	10	17	17	17	17	+6	+0	+0	19
Psychologists	1			1	1	+0	+1	+0	1
Social Workers	3	3	3	4	4	+1	+1	+0	4
<b>Health &amp; Social Care Professionals</b>	<b>77</b>	<b>90</b>	<b>92</b>	<b>97</b>	<b>96</b>	<b>+19</b>	<b>+5</b>	<b>-1</b>	<b>129</b>
Management (VIII & above)	7	8	8	8	7	+0	-1	-1	7
Administrative/ Supervisory (V to VII)	41	51	51	51	51	+10	-0	+0	58
Clerical (III & IV)	142	150	172	185	185	+43	+34	-1	197
<b>Management &amp; Administrative</b>	<b>190</b>	<b>210</b>	<b>231</b>	<b>244</b>	<b>243</b>	<b>+53</b>	<b>+33</b>	<b>-2</b>	<b>262</b>
Support	99	107	110	111	114	+15	+7	+3	140
Maintenance/ Technical	4	4	4	4	4	+0	+0	+0	4
<b>General Support</b>	<b>103</b>	<b>111</b>	<b>114</b>	<b>115</b>	<b>118</b>	<b>+15</b>	<b>+7</b>	<b>+3</b>	<b>144</b>
Health Care Assistants	36	31	32	37	38	+2	+7	+1	45
<b>Patient &amp; Client Care</b>	<b>36</b>	<b>31</b>	<b>32</b>	<b>37</b>	<b>38</b>	<b>+2</b>	<b>+7</b>	<b>+1</b>	<b>45</b>





South Tipperary General MAY 2024	WTE DEC 2019	WTE DEC 2022	WTE DEC 2023	WTE APR 2024	WTE MAY 2024	WTE change since DEC 2019	WTE change since DEC 2022	WTE change since APR 2024	No. MAY 2024
<b>Total South Tipperary General</b>	<b>868</b>	<b>1,062</b>	<b>1,174</b>	<b>1,195</b>	<b>1,196</b>	<b>+329</b>	<b>+134</b>	<b>+2</b>	<b>1,330</b>
Consultants	31	36	38	41	41	+10	+5	+0	43
Registrars	46	53	55	56	56	+10	+3	+0	57
SHO/ Interns	51	54	60	60	59	+8	+5	-1	61
Medical/ Dental, other	1	1	2	2	2	+1	+1	+0	2
<b>Medical &amp; Dental</b>	<b>128</b>	<b>144</b>	<b>156</b>	<b>158</b>	<b>157</b>	<b>+29</b>	<b>+14</b>	<b>-0</b>	<b>163</b>
Nurse/ Midwife Manager	79	81	91	102	101	+22	+20	-1	110
Nurse/ Midwife Specialist & AN/MP	17	24	28	27	27	+10	+3	+0	29
Staff Nurse/ Staff Midwife	278	361	390	390	397	+119	+36	+7	451
Nursing/ Midwifery Student	10	0	2	8	8	-2	+7	-0	15
Nursing/ Midwifery other			1	1	1	+1	+1	+0	1
<b>Nursing &amp; Midwifery</b>	<b>385</b>	<b>467</b>	<b>512</b>	<b>528</b>	<b>535</b>	<b>+150</b>	<b>+68</b>	<b>+6</b>	<b>606</b>
Therapy Professions	23	28	28	27	27	+4	-1	-0	31
Health Science/ Diagnostics	26	40	48	50	49	+23	+10	-0	55
Pharmacy	11	17	18	18	18	+7	+1	-0	21
Social Workers	1	3	3	4	4	+3	+1	-0	4
<b>Health &amp; Social Care Professionals</b>	<b>61</b>	<b>88</b>	<b>97</b>	<b>99</b>	<b>99</b>	<b>+37</b>	<b>+11</b>	<b>-1</b>	<b>111</b>
Management (VIII & above)	2	3	3	3	3	+1	+0	+0	3
Administrative/ Supervisory (V to VII)	17	35	39	41	39	+22	+4	-1	42
Clerical (III & IV)	111	106	133	131	133	+23	+28	+2	147
<b>Management &amp; Administrative</b>	<b>130</b>	<b>144</b>	<b>175</b>	<b>175</b>	<b>176</b>	<b>+46</b>	<b>+32</b>	<b>+1</b>	<b>192</b>
Support	92	131	126	130	126	+34	-5	-4	143
Maintenance/ Technical	4	5	6	6	6	+2	+1	+0	7
<b>General Support</b>	<b>96</b>	<b>136</b>	<b>132</b>	<b>136</b>	<b>132</b>	<b>+36</b>	<b>-4</b>	<b>-4</b>	<b>150</b>
Health Care Assistants	67	85	101	98	98	+31	+13	+0	108
Care, other	1					-1			
<b>Patient &amp; Client Care</b>	<b>67</b>	<b>85</b>	<b>101</b>	<b>98</b>	<b>98</b>	<b>+31</b>	<b>+13</b>	<b>+0</b>	<b>108</b>



St Luke's General Kilkenny MAY 2024	WTE DEC 2019	WTE DEC 2022	WTE DEC 2023	WTE APR 2024	WTE MAY 2024	WTE change since DEC 2019	WTE change since DEC 2022	WTE change since APR 2024	No. MAY 2024
<b>Total St Luke's General Kilkenny</b>	<b>1,119</b>	<b>1,290</b>	<b>1,398</b>	<b>1,420</b>	<b>1,411</b>	<b>+292</b>	<b>+121</b>	<b>-8</b>	<b>1,563</b>
Consultants	39	43	51	52	53	+14	+10	+0	54
Registrars	58	60	61	67	67	+9	+7	-0	68
SHO/ Interns	57	71	89	91	91	+34	+20	-1	93
Medical/ Dental, other	7	8	8	8	8	+1	+0	+0	9
<b>Medical &amp; Dental</b>	<b>161</b>	<b>181</b>	<b>209</b>	<b>219</b>	<b>219</b>	<b>+58</b>	<b>+37</b>	<b>-0</b>	<b>224</b>
Nurse/ Midwife Manager	86	96	106	95	97	+12	+1	+2	113
Nurse/ Midwife Specialist & AN/MP	19	31	33	34	37	+17	+6	+3	41
Staff Nurse/ Staff Midwife	305	355	394	418	413	+108	+58	-5	477
Nursing/ Midwifery Student			1	7	7	+7	+7	+0	12
Nursing/ Midwifery other	1	2	1	1	1	-0	-1	+0	1
<b>Nursing &amp; Midwifery</b>	<b>411</b>	<b>483</b>	<b>535</b>	<b>554</b>	<b>555</b>	<b>+144</b>	<b>+71</b>	<b>+0</b>	<b>644</b>
Therapy Professions	34	35	40	39	39	+4	+3	-1	45
Health Science/ Diagnostics	49	62	69	72	70	+21	+8	-2	80
Pharmacy	18	21	25	26	26	+7	+4	-0	28
Social Workers		1	4	4	3	+3	+2	-1	4
<b>Health &amp; Social Care Professionals</b>	<b>102</b>	<b>119</b>	<b>137</b>	<b>141</b>	<b>137</b>	<b>+36</b>	<b>+18</b>	<b>-4</b>	<b>157</b>
Management (VIII & above)	3	7	5	5	5	+2	-2	+0	5
Administrative/ Supervisory (V to VII)	14	34	39	39	38	+24	+4	-1	40
Clerical (III & IV)	136	124	133	130	129	-7	+5	-1	138
<b>Management &amp; Administrative</b>	<b>154</b>	<b>166</b>	<b>177</b>	<b>174</b>	<b>172</b>	<b>+19</b>	<b>+7</b>	<b>-2</b>	<b>183</b>
Support	156	171	169	165	162	+6	-9	-2	181
Maintenance/ Technical	12	15	15	15	15	+3	+0	+0	15
<b>General Support</b>	<b>169</b>	<b>186</b>	<b>183</b>	<b>180</b>	<b>177</b>	<b>+9</b>	<b>-8</b>	<b>-2</b>	<b>196</b>
Health Care Assistants	122	152	154	149	149	+27	-4	-1	156
Care, other	2	2	2	2	2	+0	+0	+0	3
<b>Patient &amp; Client Care</b>	<b>124</b>	<b>155</b>	<b>156</b>	<b>152</b>	<b>151</b>	<b>+27</b>	<b>-4</b>	<b>-1</b>	<b>159</b>



St. Columcille's MAY 2024	WTE DEC 2019	WTE DEC 2022	WTE DEC 2023	WTE APR 2024	WTE MAY 2024	WTE change since DEC 2019	WTE change since DEC 2022	WTE change since APR 2024	No. MAY 2024
<b>Total St. Columcille's</b>	<b>452</b>	<b>469</b>	<b>510</b>	<b>508</b>	<b>516</b>	<b>+64</b>	<b>+46</b>	<b>+7</b>	<b>561</b>
Consultants	19	20	19	19	19	+0	-1	+0	20
Registrars	10	11	12	12	12	+2	+1	+0	13
SHO/ Interns	14	13	16	16	16	+2	+2	-0	16
<b>Medical &amp; Dental</b>	<b>43</b>	<b>44</b>	<b>47</b>	<b>47</b>	<b>47</b>	<b>+4</b>	<b>+3</b>	<b>+0</b>	<b>49</b>
Nurse/ Midwife Manager	33	38	41	40	40	+7	+2	+0	43
Nurse/ Midwife Specialist & AN/MP	9	12	14	15	14	+6	+3	-1	16
Staff Nurse/ Staff Midwife	119	111	127	127	135	+16	+24	+8	145
Nursing/ Midwifery other	2					-2			
<b>Nursing &amp; Midwifery</b>	<b>162</b>	<b>161</b>	<b>182</b>	<b>182</b>	<b>190</b>	<b>+27</b>	<b>+29</b>	<b>+8</b>	<b>204</b>
Therapy Professions	31	37	40	40	41	+10	+4	+0	48
Health Science/ Diagnostics	18	21	22	20	21	+2	-1	+0	25
Pharmacy	5	6	6	6	6	+1	+0	+0	8
Psychologists	2	3	3	3	2	+0	-1	-1	3
Social Workers	5	7	9	9	8	+3	+2	-0	10
<b>Health &amp; Social Care Professionals</b>	<b>62</b>	<b>73</b>	<b>80</b>	<b>79</b>	<b>78</b>	<b>+17</b>	<b>+5</b>	<b>-1</b>	<b>94</b>
Management (VIII & above)	1	2	2	2	2	+1	+0	+0	2
Administrative/ Supervisory (V to VII)	14	18	18	19	20	+6	+2	+0	20
Clerical (III & IV)	54	59	61	56	56	+2	-2	+1	61
<b>Management &amp; Administrative</b>	<b>69</b>	<b>78</b>	<b>80</b>	<b>77</b>	<b>78</b>	<b>+9</b>	<b>-0</b>	<b>+1</b>	<b>83</b>
Support	57	53	28	22	21	-35	-32	-0	23
Maintenance/ Technical	1	1	1	1	2	+1	+1	+1	2
<b>General Support</b>	<b>58</b>	<b>54</b>	<b>29</b>	<b>23</b>	<b>23</b>	<b>-34</b>	<b>-31</b>	<b>+1</b>	<b>25</b>
Health Care Assistants	59	56	87	96	95	+36	+39	-1	101
Care, other		3	5	5	5	+5	+2	+0	5
<b>Patient &amp; Client Care</b>	<b>59</b>	<b>59</b>	<b>92</b>	<b>101</b>	<b>100</b>	<b>+41</b>	<b>+41</b>	<b>-1</b>	<b>106</b>



St. James's MAY 2024	WTE DEC 2019	WTE DEC 2022	WTE DEC 2023	WTE APR 2024	WTE MAY 2024	WTE change since DEC 2019	WTE change since DEC 2022	WTE change since APR 2024	No. MAY 2024
<b>Total St. James's</b>	<b>4,058</b>	<b>4,576</b>	<b>4,948</b>	<b>5,050</b>	<b>5,067</b>	<b>+1,010</b>	<b>+491</b>	<b>+17</b>	<b>5,628</b>
Consultants	195	247	263	265	266	+70	+18	+1	285
Registrars	184	219	235	228	225	+41	+6	-3	235
SHO/ Interns	157	177	182	181	183	+26	+6	+2	188
Medical/ Dental, other	5	8	9	9	8	+3	+1	-1	11
<b>Medical &amp; Dental</b>	<b>541</b>	<b>651</b>	<b>690</b>	<b>683</b>	<b>682</b>	<b>+142</b>	<b>+31</b>	<b>-1</b>	<b>719</b>
Nurse/ Midwife Manager	345	360	376	395	370	+25	+10	-25	415
Nurse/ Midwife Specialist & AN/MP	80	131	166	169	164	+84	+34	-4	186
Staff Nurse/ Staff Midwife	1,125	1,199	1,348	1,382	1,424	+298	+224	+41	1,537
Nursing/ Midwifery Student	1	7	2	30	33	+32	+26	+3	69
Nursing/ Midwifery other	12	10	12	12	12	+0	+2	-0	15
<b>Nursing &amp; Midwifery</b>	<b>1,562</b>	<b>1,707</b>	<b>1,904</b>	<b>1,988</b>	<b>2,003</b>	<b>+441</b>	<b>+296</b>	<b>+15</b>	<b>2,222</b>
Therapy Professions	151	174	183	184	181	+30	+7	-3	205
Health Science/ Diagnostics	339	359	359	364	362	+23	+3	-2	391
Pharmacy	97	99	99	100	104	+7	+5	+4	112
Psychologists	5	6	8	8	8	+3	+1	-0	9
Social Workers	43	47	52	54	54	+10	+7	+0	60
H&SC, Other	26	37	33	39	39	+13	+2	+1	45
<b>Health &amp; Social Care Professionals</b>	<b>662</b>	<b>722</b>	<b>735</b>	<b>748</b>	<b>748</b>	<b>+86</b>	<b>+26</b>	<b>+0</b>	<b>822</b>
Management (VIII & above)	40	56	53	53	54	+14	-2	+1	57
Administrative/ Supervisory (V to VII)	176	209	254	264	259	+83	+50	-6	271
Clerical (III & IV)	371	423	450	451	445	+75	+22	-6	516
<b>Management &amp; Administrative</b>	<b>587</b>	<b>688</b>	<b>757</b>	<b>768</b>	<b>758</b>	<b>+171</b>	<b>+70</b>	<b>-10</b>	<b>844</b>
Support	278	284	260	256	254	-24	-30	-2	310
Maintenance/ Technical	59	52	48	49	50	-8	-2	+1	52
<b>General Support</b>	<b>336</b>	<b>336</b>	<b>308</b>	<b>305</b>	<b>304</b>	<b>-32</b>	<b>-32</b>	<b>-1</b>	<b>362</b>
Health Care Assistants	360	455	495	497	511	+151	+57	+14	592
Care, other	9	18	60	59	60	+51	+42	+1	67
<b>Patient &amp; Client Care</b>	<b>370</b>	<b>472</b>	<b>555</b>	<b>557</b>	<b>572</b>	<b>+202</b>	<b>+99</b>	<b>+15</b>	<b>659</b>



St. John's Limerick MAY 2024	WTE DEC 2019	WTE DEC 2022	WTE DEC 2023	WTE APR 2024	WTE MAY 2024	WTE change since DEC 2019	WTE change since DEC 2022	WTE change since APR 2024	No. MAY 2024
<b>Total St. John's Limerick</b>	<b>311</b>	<b>332</b>	<b>381</b>	<b>389</b>	<b>392</b>	<b>+81</b>	<b>+61</b>	<b>+3</b>	<b>429</b>
Consultants	8	4	8	8	8	-0	+3	+0	8
Registrars	9	13	11	12	12	+3	-1	+0	12
SHO/ Interns	7	7	11	12	12	+5	+5	+0	12
<b>Medical &amp; Dental</b>	<b>24</b>	<b>24</b>	<b>30</b>	<b>32</b>	<b>32</b>	<b>+8</b>	<b>+7</b>	<b>+0</b>	<b>32</b>
Nurse/ Midwife Manager	24	32	32	36	34	+10	+3	-2	37
Nurse/ Midwife Specialist & AN/MP	8	8	10	11	10	+2	+2	-1	11
Staff Nurse/ Staff Midwife	93	92	97	105	107	+13	+15	+2	117
Nursing/ Midwifery Student			1						
Nursing/ Midwifery other	1	1	1	2	2	+1	+1	+0	2
<b>Nursing &amp; Midwifery</b>	<b>127</b>	<b>132</b>	<b>141</b>	<b>154</b>	<b>153</b>	<b>+26</b>	<b>+21</b>	<b>-1</b>	<b>167</b>
Therapy Professions	5	6	9	10	9	+4	+3	-1	11
Health Science/ Diagnostics	12	12	12	13	15	+3	+3	+2	18
Pharmacy	4	6	7	7	9	+4	+2	+2	11
<b>Health &amp; Social Care Professionals</b>	<b>21</b>	<b>24</b>	<b>28</b>	<b>30</b>	<b>33</b>	<b>+12</b>	<b>+8</b>	<b>+3</b>	<b>40</b>
Management (VIII & above)	7	8	7	7	7	+0	-1	+0	7
Administrative/ Supervisory (V to VII)	16	21	28	27	26	+11	+5	-1	27
Clerical (III & IV)	45	43	54	52	53	+7	+10	+1	58
<b>Management &amp; Administrative</b>	<b>68</b>	<b>72</b>	<b>89</b>	<b>86</b>	<b>86</b>	<b>+18</b>	<b>+14</b>	<b>+0</b>	<b>92</b>
Support	40	38	46	43	42	+2	+4	-1	49
Maintenance/ Technical	2	2	2	2	1	-1	-1	-1	1
<b>General Support</b>	<b>42</b>	<b>40</b>	<b>48</b>	<b>45</b>	<b>43</b>	<b>+1</b>	<b>+3</b>	<b>-2</b>	<b>50</b>
Health Care Assistants	29	38	46	42	45	+16	+7	+3	47
Care, other	1	1	1	1	1	+0	+0	+0	1
<b>Patient &amp; Client Care</b>	<b>30</b>	<b>39</b>	<b>47</b>	<b>43</b>	<b>46</b>	<b>+16</b>	<b>+7</b>	<b>+3</b>	<b>48</b>



St. Luke's Rathgar MAY 2024	WTE DEC 2019	WTE DEC 2022	WTE DEC 2023	WTE APR 2024	WTE MAY 2024	WTE change since DEC 2019	WTE change since DEC 2022	WTE change since APR 2024	No. MAY 2024
<b>Total St. Luke's Rathgar</b>	<b>544</b>	<b>547</b>	<b>550</b>	<b>539</b>	<b>540</b>	<b>-4</b>	<b>-7</b>	<b>+1</b>	<b>574</b>
Consultants	24	22	23	24	25	+1	+3	+1	27
Registrars	19	13	10	8	8	-11	-5	+0	8
SHO/ Interns	13	18	18	19	19	+6	+1	+0	19
<b>Medical &amp; Dental</b>	<b>56</b>	<b>53</b>	<b>51</b>	<b>51</b>	<b>52</b>	<b>-4</b>	<b>-1</b>	<b>+1</b>	<b>54</b>
Nurse/ Midwife Manager	21	25	24	24	23	+2	-2	-1	23
Nurse/ Midwife Specialist & AN/MP	13	13	13	13	13	+0	+0	+0	13
Staff Nurse/ Staff Midwife	43	39	39	38	37	-6	-3	-1	43
<b>Nursing &amp; Midwifery</b>	<b>77</b>	<b>77</b>	<b>76</b>	<b>75</b>	<b>73</b>	<b>-4</b>	<b>-4</b>	<b>-2</b>	<b>79</b>
Therapy Professions	9	12	13	12	12	+3	+0	+0	13
Health Science/ Diagnostics	195	192	194	194	196	+2	+4	+2	209
Pharmacy	2	3	4	4	4	+2	+1	+0	4
Psychologists	3	5	5	4	4	+1	-1	+0	4
Social Workers	5	4	7	7	7	+2	+3	+0	7
H&SC, Other	1	6	6	6	6	+5	+0	+0	6
<b>Health &amp; Social Care Professionals</b>	<b>214</b>	<b>222</b>	<b>229</b>	<b>226</b>	<b>228</b>	<b>+14</b>	<b>+6</b>	<b>+2</b>	<b>243</b>
Management (VIII & above)	6	6	3	3	3	-3	-3	+0	3
Administrative/ Supervisory (V to VII)	34	32	31	29	29	-4	-3	+0	31
Clerical (III & IV)	64	72	70	68	68	+4	-3	+0	77
<b>Management &amp; Administrative</b>	<b>104</b>	<b>110</b>	<b>104</b>	<b>100</b>	<b>100</b>	<b>-3</b>	<b>-9</b>	<b>+0</b>	<b>111</b>
Support	60	54	58	56	56	-4	+2	+0	57
Maintenance/ Technical	5	5	5	4	4	-1	-1	+0	4
<b>General Support</b>	<b>65</b>	<b>59</b>	<b>63</b>	<b>60</b>	<b>60</b>	<b>-5</b>	<b>+1</b>	<b>+0</b>	<b>61</b>
Health Care Assistants	27	24	24	24	24	-3	+0	+0	24
Care, other	1	2	2	2	2	+1	+0	+0	2
<b>Patient &amp; Client Care</b>	<b>28</b>	<b>26</b>	<b>26</b>	<b>26</b>	<b>26</b>	<b>-2</b>	<b>+0</b>	<b>+0</b>	<b>26</b>



St. Michael's MAY 2024	WTE DEC 2019	WTE DEC 2022	WTE DEC 2023	WTE APR 2024	WTE MAY 2024	WTE change since DEC 2019	WTE change since DEC 2022	WTE change since APR 2024	No. MAY 2024
<b>Total St. Michael's</b>	<b>397</b>	<b>402</b>	<b>413</b>	<b>422</b>	<b>425</b>	<b>+28</b>	<b>+23</b>	<b>+2</b>	<b>488</b>
Consultants	10	9	9	9	9	-2	+0	+0	9
Registrars	13	9	8	9	9	-4	-0	+0	9
SHO/ Interns	14	19	21	18	18	+4	-1	-0	18
Medical/ Dental, other	0	2	2	2	2	+2	+0	+0	3
<b>Medical &amp; Dental</b>	<b>38</b>	<b>39</b>	<b>40</b>	<b>38</b>	<b>38</b>	<b>-0</b>	<b>-1</b>	<b>-0</b>	<b>39</b>
Nurse/ Midwife Manager	34	47	47	46	43	+9	-4	-3	45
Nurse/ Midwife Specialist & AN/MP	28	15	17	17	18	-9	+3	+1	20
Staff Nurse/ Staff Midwife	102	98	101	103	109	+6	+11	+5	114
Nursing/ Midwifery Student		1	0	12	12	+12	+11	-0	25
Nursing/ Midwifery other	5					-5			
<b>Nursing &amp; Midwifery</b>	<b>169</b>	<b>160</b>	<b>165</b>	<b>178</b>	<b>182</b>	<b>+13</b>	<b>+21</b>	<b>+4</b>	<b>204</b>
Therapy Professions	22	19	19	20	21	-1	+1	+1	26
Health Science/ Diagnostics	17	20	22	21	20	+3	+0	-1	25
Pharmacy	9	7	7	7	7	-2	+0	+0	7
Social Workers	2	4	3	3	2	-0	-2	-1	2
H&SC, Other		1	1	1	1	+1	+0	+0	1
<b>Health &amp; Social Care Professionals</b>	<b>50</b>	<b>51</b>	<b>51</b>	<b>52</b>	<b>51</b>	<b>+1</b>	<b>-0</b>	<b>-1</b>	<b>61</b>
Management (VIII & above)	1	1	1	2	2	+1	+1	+0	2
Administrative/ Supervisory (V to VII)	19	27	32	33	33	+14	+6	-0	37
Clerical (III & IV)	43	45	47	45	45	+2	-0	+0	58
<b>Management &amp; Administrative</b>	<b>63</b>	<b>74</b>	<b>80</b>	<b>80</b>	<b>80</b>	<b>+17</b>	<b>+7</b>	<b>-0</b>	<b>97</b>
Support	48	43	41	40	40	-8	-4	-0	50
Maintenance/ Technical	2	6	6	6	6	+4	+0	+0	6
<b>General Support</b>	<b>50</b>	<b>49</b>	<b>47</b>	<b>45</b>	<b>45</b>	<b>-5</b>	<b>-4</b>	<b>-0</b>	<b>56</b>
Health Care Assistants	25	28	29	28	28	+3	-0	+0	30
Care, other	2	1	1	1	1	-1	+0	+0	1
<b>Patient &amp; Client Care</b>	<b>27</b>	<b>29</b>	<b>30</b>	<b>29</b>	<b>29</b>	<b>+2</b>	<b>-0</b>	<b>+0</b>	<b>31</b>



St. Vincent's University MAY 2024	WTE DEC 2019	WTE DEC 2022	WTE DEC 2023	WTE APR 2024	WTE MAY 2024	WTE change since DEC 2019	WTE change since DEC 2022	WTE change since APR 2024	No. MAY 2024
<b>Total St. Vincent's University</b>	<b>2,838</b>	<b>3,452</b>	<b>3,662</b>	<b>3,736</b>	<b>3,747</b>	<b>+909</b>	<b>+295</b>	<b>+11</b>	<b>3,984</b>
Consultants	145	190	195	197	197	+53	+8	+1	213
Registrars	165	219	212	221	223	+58	+4	+1	227
SHO/ Interns	126	158	190	187	188	+62	+31	+1	188
Medical/ Dental, other	1	4	4	3	3	+2	-0	+0	6
<b>Medical &amp; Dental</b>	<b>437</b>	<b>570</b>	<b>601</b>	<b>608</b>	<b>611</b>	<b>+174</b>	<b>+42</b>	<b>+3</b>	<b>634</b>
Nurse/ Midwife Manager	183	278	308	312	318	+135	+40	+6	339
Nurse/ Midwife Specialist & AN/MP	87	101	115	116	120	+33	+19	+4	128
Staff Nurse/ Staff Midwife	724	872	961	995	984	+260	+112	-11	1,022
Nursing/ Midwifery Student	17	42	13	43	43	+25	+1	-1	88
Nursing/ Midwifery other	14	5	5	6	6	-8	+1	+0	8
<b>Nursing &amp; Midwifery</b>	<b>1,026</b>	<b>1,299</b>	<b>1,402</b>	<b>1,472</b>	<b>1,471</b>	<b>+445</b>	<b>+172</b>	<b>-1</b>	<b>1,585</b>
Therapy Professions	104	110	115	111	112	+8	+2	+1	120
Health Science/ Diagnostics	212	243	256	257	258	+46	+15	+0	287
Pharmacy	58	61	63	63	65	+8	+5	+3	67
Psychologists	10	13	11	13	13	+2	-0	+0	14
Social Workers	19	24	26	26	26	+7	+2	+1	29
H&SC, Other	0	0	1	1	1	+1	+1	+0	2
<b>Health &amp; Social Care Professionals</b>	<b>404</b>	<b>451</b>	<b>472</b>	<b>471</b>	<b>475</b>	<b>+72</b>	<b>+24</b>	<b>+5</b>	<b>519</b>
Management (VIII & above)	19	35	32	33	33	+14	-2	-0	33
Administrative/ Supervisory (V to VII)	148	203	231	230	235	+87	+32	+5	239
Clerical (III & IV)	288	303	309	309	307	+19	+4	-2	338
<b>Management &amp; Administrative</b>	<b>455</b>	<b>541</b>	<b>572</b>	<b>571</b>	<b>574</b>	<b>+119</b>	<b>+34</b>	<b>+3</b>	<b>610</b>
Support	292	329	332	333	335	+43	+6	+3	349
Maintenance/ Technical	35	40	39	38	37	+2	-3	-1	38
<b>General Support</b>	<b>327</b>	<b>369</b>	<b>371</b>	<b>371</b>	<b>373</b>	<b>+45</b>	<b>+4</b>	<b>+2</b>	<b>387</b>
Health Care Assistants	181	215	236	235	235	+55	+20	-0	241
Care, other	8	8	8	7	7	-1	-0	+0	8
<b>Patient &amp; Client Care</b>	<b>189</b>	<b>223</b>	<b>244</b>	<b>243</b>	<b>243</b>	<b>+54</b>	<b>+20</b>	<b>-0</b>	<b>249</b>





Tallaght University MAY 2024	WTE DEC 2019	WTE DEC 2022	WTE DEC 2023	WTE APR 2024	WTE MAY 2024	WTE change since DEC 2019	WTE change since DEC 2022	WTE change since APR 2024	No. MAY 2024
<b>Total Tallaght University</b>	<b>2,683</b>	<b>3,181</b>	<b>3,560</b>	<b>3,680</b>	<b>3,670</b>	<b>+987</b>	<b>+489</b>	<b>-10</b>	<b>4,056</b>
Consultants	117	153	175	176	178	+61	+26	+2	191
Registrars	145	176	200	204	203	+58	+27	-1	210
SHO/ Interns	104	112	127	126	124	+20	+12	-1	126
<b>Medical &amp; Dental</b>	<b>366</b>	<b>441</b>	<b>502</b>	<b>506</b>	<b>506</b>	<b>+140</b>	<b>+64</b>	<b>-0</b>	<b>527</b>
Nurse/ Midwife Manager	223	260	284	279	273	+50	+13	-6	290
Nurse/ Midwife Specialist & AN/MP	42	70	92	98	99	+57	+30	+2	108
Staff Nurse/ Staff Midwife	709	837	988	1,086	1,077	+368	+240	-9	1,168
Nursing/ Midwifery Student	13	55	39	48	55	+42	+0	+6	101
Nursing/ Midwifery other	3	3	3	3	2	-1	-1	-1	3
<b>Nursing &amp; Midwifery</b>	<b>990</b>	<b>1,225</b>	<b>1,405</b>	<b>1,514</b>	<b>1,507</b>	<b>+516</b>	<b>+282</b>	<b>-7</b>	<b>1,670</b>
Therapy Professions	114	152	163	159	160	+46	+8	+1	170
Health Science/ Diagnostics	207	225	239	241	242	+34	+16	+0	264
Pharmacy	65	64	72	70	74	+9	+10	+4	81
Psychologists	4	5	7	7	7	+3	+2	+0	8
Social Workers	22	25	28	28	26	+4	+1	-2	31
H&SC, Other	6	8	5	6	5	-1	-3	-1	6
<b>Health &amp; Social Care Professionals</b>	<b>419</b>	<b>479</b>	<b>514</b>	<b>511</b>	<b>514</b>	<b>+95</b>	<b>+35</b>	<b>+3</b>	<b>560</b>
Management (VIII & above)	36	43	43	44	44	+8	+1	+0	45
Administrative/ Supervisory (V to VII)	174	195	218	213	215	+41	+20	+2	225
Clerical (III & IV)	276	312	337	350	348	+72	+35	-2	403
<b>Management &amp; Administrative</b>	<b>486</b>	<b>549</b>	<b>598</b>	<b>606</b>	<b>607</b>	<b>+121</b>	<b>+57</b>	<b>+0</b>	<b>673</b>
Support	217	223	234	235	233	+16	+11	-1	275
Maintenance/ Technical	20	21	20	20	20	-0	-1	+0	20
<b>General Support</b>	<b>237</b>	<b>243</b>	<b>254</b>	<b>255</b>	<b>253</b>	<b>+16</b>	<b>+10</b>	<b>-1</b>	<b>295</b>
Health Care Assistants	180	237	281	282	277	+98	+40	-5	322
Care, other	6	6	7	7	7	+1	+1	+0	9
<b>Patient &amp; Client Care</b>	<b>185</b>	<b>243</b>	<b>288</b>	<b>289</b>	<b>284</b>	<b>+99</b>	<b>+41</b>	<b>-5</b>	<b>331</b>



UH Kerry MAY 2024	WTE DEC 2019	WTE DEC 2022	WTE DEC 2023	WTE APR 2024	WTE MAY 2024	WTE change since DEC 2019	WTE change since DEC 2022	WTE change since APR 2024	No. MAY 2024
<b>Total UH Kerry</b>	<b>1,114</b>	<b>1,415</b>	<b>1,535</b>	<b>1,552</b>	<b>1,551</b>	<b>+437</b>	<b>+136</b>	<b>-1</b>	<b>1,750</b>
Consultants	38	47	53	60	60	+22	+13	+0	63
Registrars	54	76	76	80	80	+27	+5	+1	82
SHO/ Interns	70	77	89	90	89	+20	+12	-1	90
<b>Medical &amp; Dental</b>	<b>161</b>	<b>200</b>	<b>219</b>	<b>229</b>	<b>230</b>	<b>+68</b>	<b>+30</b>	<b>+0</b>	<b>235</b>
Nurse/ Midwife Manager	106	106	130	132	130	+24	+24	-2	142
Nurse/ Midwife Specialist & AN/MP	13	26	38	39	40	+27	+13	+1	42
Staff Nurse/ Staff Midwife	346	449	469	456	458	+112	+9	+2	537
Nursing/ Midwifery Student	5	7	2	21	21	+16	+14	-0	42
Nursing/ Midwifery other	1	1	2	2	2	+1	+1	+0	2
<b>Nursing &amp; Midwifery</b>	<b>470</b>	<b>590</b>	<b>641</b>	<b>649</b>	<b>650</b>	<b>+181</b>	<b>+61</b>	<b>+1</b>	<b>765</b>
Therapy Professions	26	44	56	56	56	+30	+13	+0	64
Health Science/ Diagnostics	68	86	92	91	90	+22	+4	-2	98
Pharmacy	11	14	14	13	14	+3	+0	+1	14
Social Workers	2	4	4	4	4	+2	-0	-0	5
H&SC, Other	2	1	2	2	2	+0	+1	+0	2
<b>Health &amp; Social Care Professionals</b>	<b>108</b>	<b>148</b>	<b>168</b>	<b>167</b>	<b>166</b>	<b>+58</b>	<b>+17</b>	<b>-1</b>	<b>183</b>
Management (VIII & above)	4	3	4	4	4	+0	+1	+0	4
Administrative/ Supervisory (V to VII)	12	30	45	45	44	+32	+14	-1	49
Clerical (III & IV)	130	159	157	158	157	+27	-2	-2	178
<b>Management &amp; Administrative</b>	<b>145</b>	<b>192</b>	<b>206</b>	<b>207</b>	<b>205</b>	<b>+59</b>	<b>+13</b>	<b>-2</b>	<b>231</b>
Support	169	192	191	190	191	+22	-1	+1	215
<b>General Support</b>	<b>169</b>	<b>192</b>	<b>191</b>	<b>190</b>	<b>191</b>	<b>+22</b>	<b>-1</b>	<b>+1</b>	<b>215</b>
Health Care Assistants	61	93	106	106	107	+46	+14	+1	117
Care, other		1	3	3	3	+3	+2	+0	4
<b>Patient &amp; Client Care</b>	<b>61</b>	<b>94</b>	<b>110</b>	<b>109</b>	<b>110</b>	<b>+49</b>	<b>+16</b>	<b>+1</b>	<b>121</b>



UH Limerick MAY 2024	WTE DEC 2019	WTE DEC 2022	WTE DEC 2023	WTE APR 2024	WTE MAY 2024	WTE change since DEC 2019	WTE change since DEC 2022	WTE change since APR 2024	No. MAY 2024
<b>Total UH Limerick</b>	<b>2,814</b>	<b>3,641</b>	<b>3,918</b>	<b>4,033</b>	<b>4,012</b>	<b>+1,198</b>	<b>+371</b>	<b>-21</b>	<b>4,335</b>
Consultants	125	151	172	179	181	+56	+30	+2	189
Registrars	155	190	209	214	216	+61	+26	+2	220
SHO/ Interns	155	205	254	259	262	+107	+58	+3	265
Medical/ Dental, other	1	1	1	1	1	+0	+0	+0	2
<b>Medical &amp; Dental</b>	<b>437</b>	<b>546</b>	<b>635</b>	<b>653</b>	<b>660</b>	<b>+224</b>	<b>+114</b>	<b>+7</b>	<b>676</b>
Nurse/ Midwife Manager	198	266	290	295	288	+89	+21	-8	309
Nurse/ Midwife Specialist & AN/MP	53	78	96	100	98	+45	+19	-3	104
Staff Nurse/ Staff Midwife	756	959	1,004	1,030	1,019	+263	+61	-11	1,111
Nursing/ Midwifery Student	0	2	1	32	30	+30	+29	-2	64
Nursing/ Midwifery other	6	7	9	7	7	+0	-0	-0	8
<b>Nursing &amp; Midwifery</b>	<b>1,014</b>	<b>1,312</b>	<b>1,399</b>	<b>1,465</b>	<b>1,442</b>	<b>+428</b>	<b>+130</b>	<b>-23</b>	<b>1,596</b>
Therapy Professions	64	94	100	123	120	+56	+26	-3	128
Health Science/ Diagnostics	217	224	252	248	247	+30	+23	-1	267
Pharmacy	37	50	53	52	52	+15	+2	-0	59
Psychologists	3	5	7	8	9	+6	+4	+0	10
Social Workers	10	13	11	16	15	+5	+3	-1	17
H&SC, Other	7	12	13	13	13	+5	+1	+0	13
<b>Health &amp; Social Care Professionals</b>	<b>338</b>	<b>397</b>	<b>437</b>	<b>460</b>	<b>455</b>	<b>+117</b>	<b>+59</b>	<b>-5</b>	<b>494</b>
Management (VIII & above)	25	29	29	31	31	+6	+2	-0	31
Administrative/ Supervisory (V to VII)	77	170	192	178	183	+105	+13	+5	192
Clerical (III & IV)	317	386	394	422	417	+99	+30	-5	445
<b>Management &amp; Administrative</b>	<b>419</b>	<b>585</b>	<b>616</b>	<b>631</b>	<b>630</b>	<b>+211</b>	<b>+45</b>	<b>-1</b>	<b>668</b>
Support	196	519	515	505	507	+312	-12	+2	552
Maintenance/ Technical	32	30	32	32	32	-0	+1	-1	32
<b>General Support</b>	<b>227</b>	<b>549</b>	<b>547</b>	<b>538</b>	<b>539</b>	<b>+312</b>	<b>-10</b>	<b>+1</b>	<b>584</b>
Health Care Assistants	374	249	282	283	282	-92	+33	-1	314
Care, other	5	3	2	3	3	-2	+0	-0	3
<b>Patient &amp; Client Care</b>	<b>379</b>	<b>252</b>	<b>285</b>	<b>286</b>	<b>285</b>	<b>-94</b>	<b>+33</b>	<b>-1</b>	<b>317</b>



UH Waterford MAY 2024	WTE DEC 2019	WTE DEC 2022	WTE DEC 2023	WTE APR 2024	WTE MAY 2024	WTE change since DEC 2019	WTE change since DEC 2022	WTE change since APR 2024	No. MAY 2024
<b>Total UH Waterford</b>	<b>1,949</b>	<b>2,437</b>	<b>2,742</b>	<b>2,802</b>	<b>2,805</b>	<b>+856</b>	<b>+368</b>	<b>+3</b>	<b>3,046</b>
Consultants	110	139	150	157	157	+47	+18	+1	166
Registrars	110	141	151	159	159	+49	+19	+1	161
SHO/ Interns	111	135	164	163	162	+51	+27	-0	163
Medical/ Dental, other	1	1	1	1	1	+0	+0	+0	1
<b>Medical &amp; Dental</b>	<b>332</b>	<b>415</b>	<b>466</b>	<b>479</b>	<b>480</b>	<b>+148</b>	<b>+65</b>	<b>+1</b>	<b>491</b>
Nurse/ Midwife Manager	148	168	193	193	190	+42	+22	-3	208
Nurse/ Midwife Specialist & AN/MP	32	50	76	74	74	+42	+24	-0	78
Staff Nurse/ Staff Midwife	549	691	796	821	827	+279	+136	+6	909
Nursing/ Midwifery Student	10	5	5	18	17	+7	+11	-1	31
Nursing/ Midwifery other	5	5	6	8	7	+1	+2	-1	8
<b>Nursing &amp; Midwifery</b>	<b>744</b>	<b>919</b>	<b>1,076</b>	<b>1,113</b>	<b>1,114</b>	<b>+370</b>	<b>+195</b>	<b>+1</b>	<b>1,234</b>
Therapy Professions	55	89	94	92	94	+39	+5	+2	104
Health Science/ Diagnostics	168	207	221	225	224	+56	+17	-1	252
Pharmacy	24	46	47	45	44	+20	-2	-0	50
Psychologists			1	1	1	+1	+1	+0	1
Social Workers	3	5	9	8	8	+5	+3	-0	8
H&SC, Other	5	8	8	9	7	+2	-1	-2	7
<b>Health &amp; Social Care Professionals</b>	<b>255</b>	<b>355</b>	<b>380</b>	<b>380</b>	<b>378</b>	<b>+123</b>	<b>+23</b>	<b>-2</b>	<b>422</b>
Management (VIII & above)	7	10	9	10	10	+3	+0	-0	10
Administrative/ Supervisory (V to VII)	49	87	100	97	98	+49	+11	+0	102
Clerical (III & IV)	268	290	331	331	332	+64	+42	+1	357
<b>Management &amp; Administrative</b>	<b>324</b>	<b>387</b>	<b>440</b>	<b>438</b>	<b>439</b>	<b>+116</b>	<b>+53</b>	<b>+1</b>	<b>469</b>
Support	200	228	245	249	250	+50	+22	+1	271
Maintenance/ Technical	16	19	22	20	20	+4	+1	+0	20
<b>General Support</b>	<b>215</b>	<b>246</b>	<b>267</b>	<b>268</b>	<b>270</b>	<b>+54</b>	<b>+23</b>	<b>+1</b>	<b>291</b>
Health Care Assistants	77	114	112	122	122	+46	+8	+1	137
Care, other	2	1	2	2	2	+0	+1	+0	2
<b>Patient &amp; Client Care</b>	<b>79</b>	<b>115</b>	<b>114</b>	<b>124</b>	<b>124</b>	<b>+46</b>	<b>+9</b>	<b>+1</b>	<b>139</b>



ULHG HQ MAY 2024	WTE DEC 2019	WTE DEC 2022	WTE DEC 2023	WTE APR 2024	WTE MAY 2024	WTE change since DEC 2019	WTE change since DEC 2022	WTE change since APR 2024	No. MAY 2024
<b>Total ULHG HQ</b>	<b>6</b>	<b>12</b>	<b>16</b>	<b>15</b>	<b>15</b>	<b>+9</b>	<b>+3</b>	<b>-0</b>	<b>15</b>
Nurse/ Midwife Manager	1	1	1	1	1	+0	+0	+0	1
<b>Nursing &amp; Midwifery</b>	<b>1</b>	<b>1</b>	<b>1</b>	<b>1</b>	<b>1</b>	<b>+0</b>	<b>+0</b>	<b>+0</b>	<b>1</b>
Management (VIII & above)	4	8	11	10	10	+6	+2	-0	10
Administrative/ Supervisory (V to VII)	1	2	3	3	3	+2	+1	-0	3
Clerical (III & IV)		1	1	1	1	+1	+0	+0	1
<b>Management &amp; Administrative</b>	<b>5</b>	<b>11</b>	<b>15</b>	<b>14</b>	<b>14</b>	<b>+9</b>	<b>+3</b>	<b>-0</b>	<b>14</b>



UMH Limerick MAY 2024	WTE DEC 2019	WTE DEC 2022	WTE DEC 2023	WTE APR 2024	WTE MAY 2024	WTE change since DEC 2019	WTE change since DEC 2022	WTE change since APR 2024	No. MAY 2024
<b>Total UMH Limerick</b>	<b>375</b>	<b>384</b>	<b>413</b>	<b>436</b>	<b>436</b>	<b>+61</b>	<b>+52</b>	<b>-0</b>	<b>499</b>
Consultants	16	15	18	19	19	+4	+4	+0	21
Registrars	16	14	19	19	20	+4	+6	+1	21
SHO/ Interns	17	14	17	19	20	+3	+6	+1	20
<b>Medical &amp; Dental</b>	<b>48</b>	<b>43</b>	<b>54</b>	<b>56</b>	<b>59</b>	<b>+11</b>	<b>+16</b>	<b>+3</b>	<b>62</b>
Nurse/ Midwife Manager	33	41	47	51	49	+16	+7	-2	55
Nurse/ Midwife Specialist & AN/MP	4	6	7	7	7	+4	+1	+0	8
Staff Nurse/ Staff Midwife	166	166	160	162	163	-3	-3	+2	190
Nursing/ Midwifery Student	19	2	5	17	16	-3	+14	-1	29
Nursing/ Midwifery other	3	5	4	5	4	+1	-1	-0	5
<b>Nursing &amp; Midwifery</b>	<b>225</b>	<b>221</b>	<b>224</b>	<b>241</b>	<b>240</b>	<b>+15</b>	<b>+19</b>	<b>-2</b>	<b>287</b>
Therapy Professions	2	1	2	2	2	-1	+1	-0	2
Health Science/ Diagnostics	1	1	1	1	1	-0	+0	+0	1
Social Workers	1					-1			
H&SC, Other				1	0	+0	+0	-0	1
<b>Health &amp; Social Care Professionals</b>	<b>4</b>	<b>1</b>	<b>2</b>	<b>3</b>	<b>3</b>	<b>-2</b>	<b>+1</b>	<b>-0</b>	<b>4</b>
Management (VIII & above)		1	1	1	1	+1	+0	+0	1
Administrative/ Supervisory (V to VII)	2	5	5	5	5	+3	+0	+0	5
Clerical (III & IV)	34	37	39	41	41	+7	+4	-0	43
<b>Management &amp; Administrative</b>	<b>36</b>	<b>43</b>	<b>45</b>	<b>47</b>	<b>46</b>	<b>+10</b>	<b>+4</b>	<b>-0</b>	<b>49</b>
Support	21	51	52	51	53	+32	+1	+1	59
<b>General Support</b>	<b>21</b>	<b>51</b>	<b>52</b>	<b>51</b>	<b>53</b>	<b>+32</b>	<b>+1</b>	<b>+1</b>	<b>59</b>
Health Care Assistants	39	25	36	36	35	-5	+10	-2	37
Care, other	1	0	0	0	0	-1	+0	+0	1
<b>Patient &amp; Client Care</b>	<b>40</b>	<b>25</b>	<b>36</b>	<b>37</b>	<b>35</b>	<b>-5</b>	<b>+10</b>	<b>-2</b>	<b>38</b>



Wexford General MAY 2024	WTE DEC 2019	WTE DEC 2022	WTE DEC 2023	WTE APR 2024	WTE MAY 2024	WTE change since DEC 2019	WTE change since DEC 2022	WTE change since APR 2024	No. MAY 2024
<b>Total Wexford General</b>	<b>1,024</b>	<b>1,166</b>	<b>1,205</b>	<b>1,217</b>	<b>1,215</b>	<b>+190</b>	<b>+49</b>	<b>-2</b>	<b>1,337</b>
Consultants	34	35	40	40	42	+8	+6	+1	44
Registrars	52	50	56	53	52	+0	+2	-0	53
SHO/ Interns	62	71	75	75	75	+13	+5	+0	77
Medical/ Dental, other	5	8	8	8	8	+3	+0	+0	9
<b>Medical &amp; Dental</b>	<b>153</b>	<b>164</b>	<b>179</b>	<b>176</b>	<b>177</b>	<b>+24</b>	<b>+13</b>	<b>+2</b>	<b>183</b>
Nurse/ Midwife Manager	84	103	110	111	110	+27	+8	-0	122
Nurse/ Midwife Specialist & AN/MP	19	29	28	31	30	+11	+1	-1	35
Staff Nurse/ Staff Midwife	292	336	334	353	352	+60	+17	-0	403
Nursing/ Midwifery Student	1	1		5	4	+3	+3	-1	9
<b>Nursing &amp; Midwifery</b>	<b>395</b>	<b>468</b>	<b>473</b>	<b>498</b>	<b>497</b>	<b>+102</b>	<b>+28</b>	<b>-2</b>	<b>569</b>
Therapy Professions	25	25	28	32	31	+6	+7	-0	33
Health Science/ Diagnostics	37	43	39	40	40	+3	-3	+1	43
Pharmacy	11	15	17	16	14	+3	-1	-2	16
Social Workers	1	1	2	3	3	+2	+2	+0	3
<b>Health &amp; Social Care Professionals</b>	<b>74</b>	<b>84</b>	<b>87</b>	<b>90</b>	<b>89</b>	<b>+15</b>	<b>+5</b>	<b>-1</b>	<b>95</b>
Management (VIII & above)	2	5	5	5	5	+3	+0	+0	5
Administrative/ Supervisory (V to VII)	15	35	36	34	34	+19	-2	-0	36
Clerical (III & IV)	115	109	110	106	106	-9	-3	-0	112
<b>Management &amp; Administrative</b>	<b>132</b>	<b>149</b>	<b>150</b>	<b>145</b>	<b>145</b>	<b>+13</b>	<b>-5</b>	<b>-1</b>	<b>153</b>
Support	178	189	196	190	188	+10	-1	-1	211
Maintenance/ Technical	5	7	8	9	9	+4	+2	-0	9
<b>General Support</b>	<b>183</b>	<b>197</b>	<b>205</b>	<b>198</b>	<b>197</b>	<b>+14</b>	<b>+0</b>	<b>-1</b>	<b>220</b>
Health Care Assistants	86	103	110	108	109	+24	+7	+1	116
Care, other	2	1	1	1	1	-1	+0	+0	1
<b>Patient &amp; Client Care</b>	<b>88</b>	<b>104</b>	<b>111</b>	<b>109</b>	<b>110</b>	<b>+23</b>	<b>+7</b>	<b>+1</b>	<b>117</b>



# Employment Report by Grade Group: MAY 2024

MAY 2024	WTE DEC 2019	WTE DEC 2022	WTE DEC 2023	WTE APR 2024	WTE MAY 2024	WTE change since DEC 2019	WTE change since DEC 2022	WTE change since APR 2024	No. MAY 2024
<b>Overall</b>	<b>62,538</b>	<b>74,055</b>	<b>79,578</b>	<b>80,816</b>	<b>80,757</b>	<b>+18,219</b>	<b>+6,702</b>	<b>-59</b>	<b>88,983</b>
Consultant Anaesthesia	403	449	486	497	500	+96	+51	+3	530
Consultant Dentistry	6	6	7	7	7	+0	+0	+0	8
Consultant Emergency Medicine	108	156	185	188	194	+86	+39	+6	208
Consultant Intensive Care Medicine	16	23	26	27	27	+11	+4	+0	28
Consultant Medicine	804	1,039	1,152	1,200	1,206	+402	+167	+6	1,306
Consultant Obstetrics & Gynaecology	161	178	199	196	200	+39	+22	+5	219
Consultant Paediatrics	193	234	254	260	265	+72	+32	+5	282
Consultant Pathology	253	292	303	316	321	+69	+30	+6	345
Consultant Psychiatry	24	29	31	30	32	+8	+3	+2	38
Consultant Radiology	275	300	329	332	338	+63	+38	+6	357
Consultant Surgery	539	624	671	685	685	+146	+61	+0	741
<b>Consultants</b>	<b>2,782</b>	<b>3,329</b>	<b>3,644</b>	<b>3,738</b>	<b>3,777</b>	<b>+995</b>	<b>+448</b>	<b>+39</b>	<b>4,062</b>
Registrar	1,700	1,965	2,144	2,266	2,281	+581	+316	+14	2,349
Senior Registrar	112	125	129	137	136	+23	+10	-1	140
Specialist Registrar	1,131	1,399	1,438	1,399	1,402	+271	+2	+2	1,437
<b>Registrars</b>	<b>2,943</b>	<b>3,489</b>	<b>3,711</b>	<b>3,802</b>	<b>3,818</b>	<b>+875</b>	<b>+328</b>	<b>+16</b>	<b>3,926</b>
Interns	718	810	855	844	840	+122	+30	-4	863
Senior House Officer	2,077	2,523	2,861	2,807	2,821	+744	+298	+13	2,878
<b>SHO/ Interns</b>	<b>2,795</b>	<b>3,333</b>	<b>3,716</b>	<b>3,651</b>	<b>3,661</b>	<b>+866</b>	<b>+328</b>	<b>+9</b>	<b>3,741</b>
Dentists	10	8	8	8	8	-2	-1	-1	9
Other Medical	50	67	66	74	81	+31	+14	+7	118
<b>Medical/ Dental, other</b>	<b>60</b>	<b>75</b>	<b>74</b>	<b>82</b>	<b>89</b>	<b>+29</b>	<b>+13</b>	<b>+6</b>	<b>127</b>
<b>Medical &amp; Dental</b>	<b>8579</b>	<b>10227</b>	<b>11145</b>	<b>11274</b>	<b>11344</b>	<b>+2,765</b>	<b>+1,117</b>	<b>+70</b>	<b>11,856</b>
Clinical Nurse/ Midwife Manager 1	1,071	1,203	1,287	1,265	1,243	+172	+40	-21	1,355
Clinical Nurse/ Midwife Manager 2	2,710	3,402	3,662	3,674	3,633	+923	+232	-41	4,036
Clinical Nurse/ Midwife Manager 3	414	495	532	545	542	+127	+47	-4	565
Director Nursing/Midwifery, Assistant	430	520	580	588	588	+157	+67	-0	630
Director of Nursing/Midwifery	79	96	105	103	104	+26	+9	+1	105
<b>Nurse/ Midwife Manager</b>	<b>4,705</b>	<b>5,716</b>	<b>6,166</b>	<b>6,176</b>	<b>6,111</b>	<b>+1,406</b>	<b>+395</b>	<b>-65</b>	<b>6,691</b>
Advanced Nurse/ Midwife Practitioner	244	443	538	578	580	+336	+136	+2	605
Adv. Nurse/ Midwife, Candidate	92	237	356	357	359	+267	+122	+3	370
Clinical Nurse/ Midwife Spec., Candidate			5	24	14	+14	+14	-10	14
Clinical Nurse/ Midwife Specialist	952	1,216	1,358	1,345	1,343	+391	+127	-2	1,523
<b>Nurse/ Midwife Specialist &amp; AN/MP</b>	<b>1,288</b>	<b>1,897</b>	<b>2,257</b>	<b>2,304</b>	<b>2,296</b>	<b>+1,008</b>	<b>+399</b>	<b>-8</b>	<b>2,512</b>
Nursing Bank	31	6	5	6	5	-26	-2	-1	10
Staff Midwives	1,450	1,426	1,351	1,400	1,425	-25	-0	+25	1,688
Staff Nurse [Intellectual Disability]			2	2	2	+2	+2	+0	2
Staff Nurse [Psychiatric]	28	21	23	25	28	+0	+7	+3	30
Staff Nurses [General/ Children's]	15,167	17,905	19,606	20,203	20,218	+5,050	+2,312	+14	22,303
<b>Staff Nurse/ Staff Midwife</b>	<b>16,676</b>	<b>19,359</b>	<b>20,988</b>	<b>21,636</b>	<b>21,678</b>	<b>+5,002</b>	<b>+2,319</b>	<b>+42</b>	<b>24,033</b>
Public Health Nurse	1					-1			





MAY 2024	WTE DEC 2019	WTE DEC 2022	WTE DEC 2023	WTE APR 2024	WTE MAY 2024	WTE change since DEC 2019	WTE change since DEC 2022	WTE change since APR 2024	No. MAY 2024
<b>Overall</b>	<b>62,538</b>	<b>74,055</b>	<b>79,578</b>	<b>80,816</b>	<b>80,757</b>	<b>+18,219</b>	<b>+6,702</b>	<b>-59</b>	<b>88,983</b>
<b>Public Health Nurse</b>	<b>1</b>					<b>-1</b>			
Nursing/ Midwifery awaiting registration	153	261	153	78	73	-80	-188	-5	83
Post-registration Nurse/ Midwife Student	195	140	127	115	106	-90	-34	-9	116
Pre-registration Nurse/ Midwife Intern	83	137	71	513	532	+449	+395	+19	1,105
<b>Nursing/ Midwifery Student</b>	<b>431</b>	<b>538</b>	<b>351</b>	<b>706</b>	<b>711</b>	<b>+280</b>	<b>+173</b>	<b>+4</b>	<b>1,304</b>
Nursing Education/Clinical	191	179	198	203	200	+9	+21	-3	234
Other Nursing/ Midwifery	33	6	8	8	8	-25	+2	+0	9
<b>Nursing/ Midwifery other</b>	<b>224</b>	<b>185</b>	<b>206</b>	<b>211</b>	<b>208</b>	<b>-16</b>	<b>+23</b>	<b>-3</b>	<b>243</b>
<b>Nursing &amp; Midwifery</b>	<b>23325</b>	<b>27694</b>	<b>29968</b>	<b>31033</b>	<b>31004</b>	<b>+7,678</b>	<b>+3,309</b>	<b>-29</b>	<b>34,783</b>
Dietitians	393	475	517	524	522	+129	+47	-2	585
Occupational Therapists	368	528	577	584	584	+216	+57	+0	638
Orthoptists	22	20	18	20	18	-4	-2	-2	24
Physiotherapists	992	1,221	1,286	1,303	1,297	+305	+76	-6	1,448
Podiatrists & Chiropodists	34	34	35	36	35	+1	+1	-1	41
Speech & Language Therapists	198	285	308	303	302	+104	+17	-1	340
<b>Therapy Professions</b>	<b>2,008</b>	<b>2,563</b>	<b>2,741</b>	<b>2,770</b>	<b>2,758</b>	<b>+750</b>	<b>+195</b>	<b>-12</b>	<b>3,076</b>
Audiology	28	43	44	42	46	+19	+4	+4	51
Biochemists	72	65	73	71	70	-1	+6	-1	74
Cardiac Physiologists	227	251	264	272	269	+42	+18	-3	295
Clinical Engineering	142	161	182	180	182	+40	+21	+2	187
Dosimetrists	13	16	17	18	18	+5	+2	-0	20
E.C.G. Technicians	10	8	8	8	8	-2	+0	+0	10
Gastrointestinal Physiologists	2	5	6	6	6	+4	+1	+0	6
Medical Science	1,885	2,031	2,074	2,098	2,084	+199	+53	-14	2,297
Neuro-Physiologists	50	55	52	50	50	+1	-4	+0	57
Perfusionists	22	19	18	20	21	-1	+1	+1	23
Phlebotomists	168	229	251	262	256	+88	+28	-6	323
Physicists	181	192	209	210	213	+33	+21	+3	226
Radiation Therapists	199	205	204	202	204	+5	-1	+1	224
Radiographers	1,146	1,409	1,435	1,439	1,440	+294	+31	+2	1,597
Respiratory Physiologists	65	72	84	79	78	+13	+6	-1	83
Vascular Physiologists	29	32	34	32	33	+4	+1	+1	37
<b>Health Science/ Diagnostics</b>	<b>4,239</b>	<b>4,793</b>	<b>4,954</b>	<b>4,989</b>	<b>4,979</b>	<b>+741</b>	<b>+186</b>	<b>-10</b>	<b>5,510</b>
Social Care	3	3	3	3	3	-1	-1	+0	4
<b>Social Care</b>	<b>3</b>	<b>3</b>	<b>3</b>	<b>3</b>	<b>3</b>	<b>-1</b>	<b>-1</b>	<b>+0</b>	<b>4</b>
Pharmacists	530	646	687	692	697	+167	+52	+6	771
Pharmacy Technicians	370	487	516	512	517	+146	+29	+5	583
<b>Pharmacy</b>	<b>901</b>	<b>1,133</b>	<b>1,203</b>	<b>1,204</b>	<b>1,214</b>	<b>+313</b>	<b>+81</b>	<b>+10</b>	<b>1,354</b>
Psychologists	101	136	175	180	175	+74	+38	-5	213
<b>Psychologists</b>	<b>101</b>	<b>136</b>	<b>175</b>	<b>180</b>	<b>175</b>	<b>+74</b>	<b>+38</b>	<b>-5</b>	<b>213</b>
Social Workers	355	441	505	515	510	+155	+69	-5	570
<b>Social Workers</b>	<b>355</b>	<b>441</b>	<b>505</b>	<b>515</b>	<b>510</b>	<b>+155</b>	<b>+69</b>	<b>-5</b>	<b>570</b>
Counsellor Therapists	5	4	6	7	7	+2	+3	-0	10
Dental Hygienists	1	1	1	1	1	+0	+0	+0	2

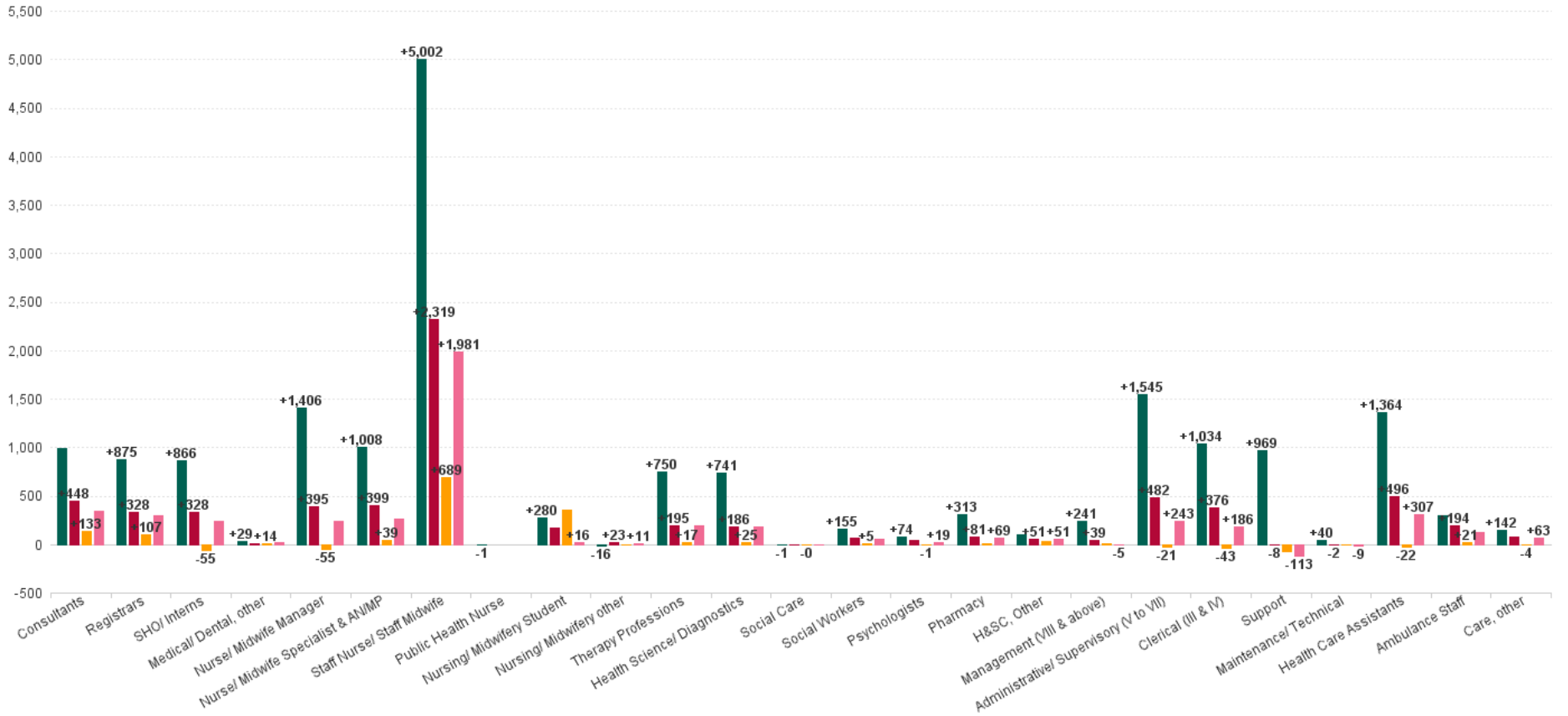


MAY 2024	WTE DEC 2019	WTE DEC 2022	WTE DEC 2023	WTE APR 2024	WTE MAY 2024	WTE change since DEC 2019	WTE change since DEC 2022	WTE change since APR 2024	No. MAY 2024
<b>Overall</b>	<b>62,538</b>	<b>74,055</b>	<b>79,578</b>	<b>80,816</b>	<b>80,757</b>	<b>+18,219</b>	<b>+6,702</b>	<b>-59</b>	<b>88,983</b>
HSCP Trainees/Students	69	85	93	116	106	+36	+21	-10	121
Other Health & Social Care	50	73	93	113	109	+59	+36	-4	119
Play Therapists/ Specialists	25	33	32	33	33	+8	-0	+0	41
Vaccinators		10	6	3	2	+2	-9	-1	7
<b>H&amp;SC, Other</b>	<b>151</b>	<b>207</b>	<b>230</b>	<b>272</b>	<b>258</b>	<b>+107</b>	<b>+51</b>	<b>-14</b>	<b>300</b>
<b>Health &amp; Social Care Professionals</b>	<b>7757</b>	<b>9277</b>	<b>9811</b>	<b>9933</b>	<b>9896</b>	<b>+2,139</b>	<b>+619</b>	<b>-36</b>	<b>11,027</b>
Executive Management	87	121	129	126	127	+40	+6	+1	129
Senior Management (VIII & GM)	431	599	621	631	632	+201	+33	+1	641
<b>Management (VIII &amp; above)</b>	<b>518</b>	<b>720</b>	<b>750</b>	<b>757</b>	<b>759</b>	<b>+241</b>	<b>+39</b>	<b>+1</b>	<b>770</b>
Middle Management (V-VII)	2,311	3,373	3,877	3,862	3,862	+1,551	+489	-0	4,063
Other Administrative	15	17	14	10	10	-5	-7	-0	10
<b>Administrative/ Supervisory (V to VII)</b>	<b>2,326</b>	<b>3,390</b>	<b>3,892</b>	<b>3,872</b>	<b>3,871</b>	<b>+1,545</b>	<b>+482</b>	<b>-0</b>	<b>4,073</b>
General Administrative (III & IV)	6,605	7,264	7,682	7,659	7,640	+1,034	+376	-19	8,550
<b>Clerical (III &amp; IV)</b>	<b>6,605</b>	<b>7,264</b>	<b>7,682</b>	<b>7,659</b>	<b>7,640</b>	<b>+1,034</b>	<b>+376</b>	<b>-19</b>	<b>8,550</b>
<b>Management &amp; Administrative</b>	<b>9449</b>	<b>11373</b>	<b>12325</b>	<b>12288</b>	<b>12270</b>	<b>+2,821</b>	<b>+896</b>	<b>-18</b>	<b>13,393</b>
Catering	474	469	502	508	503	+29	+34	-5	544
Household Services	2,705	3,250	3,185	3,145	3,131	+426	-119	-14	3,670
Other Labs & Associated	383	615	655	629	636	+253	+21	+7	697
Other Support	736	772	799	792	795	+60	+24	+3	884
Portering	1,259	1,428	1,459	1,467	1,460	+201	+32	-7	1,542
<b>Support</b>	<b>5,556</b>	<b>6,533</b>	<b>6,600</b>	<b>6,542</b>	<b>6,526</b>	<b>+969</b>	<b>-8</b>	<b>-16</b>	<b>7,337</b>
Maintenance	505	542	546	538	536	+32	-6	-2	550
Technical Services	24	29	30	34	33	+9	+4	-1	33
<b>Maintenance/ Technical</b>	<b>529</b>	<b>571</b>	<b>576</b>	<b>572</b>	<b>569</b>	<b>+40</b>	<b>-2</b>	<b>-3</b>	<b>583</b>
<b>General Support</b>	<b>6085</b>	<b>7104</b>	<b>7176</b>	<b>7114</b>	<b>7095</b>	<b>+1,010</b>	<b>-9</b>	<b>-19</b>	<b>7,920</b>
Attendant/ Aide	1,657	1,244	1,324	1,324	1,308	-349	+64	-16	1,436
Health Care Assistant/ Care Assistant	3,565	4,752	5,124	5,124	5,129	+1,565	+378	+5	5,728
Health & Social Care Assistants	129	223	288	275	277	+149	+54	+2	303
<b>Health Care Assistants</b>	<b>5,350</b>	<b>6,218</b>	<b>6,736</b>	<b>6,723</b>	<b>6,714</b>	<b>+1,364</b>	<b>+496</b>	<b>-9</b>	<b>7,467</b>
Ambulance Control	179	164	214	208	209	+31	+45	+1	214
Ambulance Education	162	203	234	301	293	+131	+90	-8	299
Ambulance Officers	78	87	73	77	78	+0	-8	+2	79
Pre-Hospital Care (Ambulance)	1,406	1,477	1,581	1,556	1,544	+138	+67	-12	1,587
<b>Ambulance Staff</b>	<b>1,825</b>	<b>1,931</b>	<b>2,103</b>	<b>2,141</b>	<b>2,124</b>	<b>+299</b>	<b>+194</b>	<b>-17</b>	<b>2,179</b>
Health Promotion	2	4	4	4	4	+2	-0	-0	5
Other Care Grades	79	143	224	225	223	+145	+80	-2	243
Pastoral Care	87	80	82	80	81	-6	+0	+1	107
Workshop Services	1	2	4	2	2	+1	+0	+0	3
<b>Care, other</b>	<b>168</b>	<b>230</b>	<b>314</b>	<b>311</b>	<b>310</b>	<b>+142</b>	<b>+80</b>	<b>-1</b>	<b>358</b>
<b>Patient &amp; Client Care</b>	<b>7343</b>	<b>8379</b>	<b>9153</b>	<b>9175</b>	<b>9149</b>	<b>+1,806</b>	<b>+769</b>	<b>-27</b>	<b>10,004</b>



# WTE Change by Staff Group

■ WTE change since DEC 2019 
 ■ WTE change since DEC 2022 
 ■ WTE change since DEC 2023 
 ■ WTE change since MAY 2023



Acute Services MAY 2024

Month-on-Month Summary

WTE change since APR 2024	% WTE change since APR 2024	Overall	Consultants	Registrars	SHO/ Interns	Medical/ Dental, other	Medical & Dental	Nurse/ Midwife Manager	Nurse/ Midwife Specialist & ANNP	Staff Nurse/ Staff Midwife	Public Health Nurse	Nursing/ Midwifery Student	Nursing/ Midwifery other	Nursing & Midwifery	Therapy Professionals	Health Science/ Diagnostics	Social Care	Social Workers	Psychologists	Pharmacy	HASC, Other	Health & Social Care Professionals	Management (VII & above)	Administrative / Supervisory (V to VI)	Clerical (III & IV)	Management & Administrative	Support	Maintenance/ Technical	General Support	Health Care Assistants	Ambulance Staff	Care, other	Patient & Client Care	
<b>Overall</b>	<b>-0.87%</b>	<b>-59.5</b>	<b>+38.9</b>	<b>+15.5</b>	<b>+9.3</b>	<b>+6.4</b>	<b>+70.1</b>	<b>-65.0</b>	<b>-7.7</b>	<b>+42.0</b>		<b>+4.5</b>	<b>-3.2</b>	<b>-29.4</b>	<b>-12.0</b>	<b>-6.6</b>	<b>+0.0</b>	<b>-3.4</b>	<b>-5.3</b>	<b>+10.2</b>	<b>-14.2</b>	<b>-36.3</b>	<b>+1.4</b>	<b>-0.3</b>	<b>-19.4</b>	<b>-18.3</b>	<b>-16.1</b>	<b>-2.8</b>	<b>-18.9</b>	<b>-8.7</b>	<b>-17.1</b>	<b>-0.9</b>	<b>-26.7</b>	
Mater Misericordiae University	-0.11%	-4.9	-1.6	-2.4	+0.1	+0.0	-3.9	+0.7	+2.0	-17.5		+5.0	+0.8	+0.1	+0.4	-1.2		+1.6	+0.3	+0.4	-6.6	-5.0	-1.0	+4.0	-0.5	+2.5	-3.3	+2.0	-1.3	+2.7		+0.1	+2.8	
St. Vincent's University	+0.30%	+11.1	+0.6	+1.4	+1.0	+0.0	+3.0	+6.2	+4.1	-11.0		-0.7	+0.0	-1.5	+1.0	+0.1		+0.6	+0.1	+2.8	+0.0	+4.6	-0.0	+4.9	-1.8	+3.1	+2.7	-0.7	+1.9	-0.0		+0.0	-0.0	
MRH Mullingar	-1.11%	-13.3	+0.8	-2.0	-2.0	-0.6	-3.7	+0.9	+0.0	-2.4		-5.3	+0.0	-6.8	-0.2	-0.3		+0.0	-0.1	-0.1	+0.0	-0.7	+0.1	+0.1	-0.1	+0.0	-0.1	-0.1	-0.1	-0.1	-2.1		+0.0	-2.1
St Luke's General Kilkenny	-0.58%	-8.3	+0.4	-0.1	-0.6	+0.0	-0.3	+2.5	+2.8	-4.8		+0.1	+0.0	+0.5	-0.8	-1.5		-1.0		-0.3		-3.6	+0.0	-0.5	-1.3	-1.8	-2.4	+0.0	-2.4	-0.7		+0.0	-0.7	
Wexford General	-0.18%	-2.2	+1.4	-0.3	+0.5	+0.0	+1.6	-0.3	-0.9	-0.1		-0.6	-0.6	-0.3	+0.7			+0.0		-1.8		-1.4	+0.0	-0.4	-0.1	-0.5	-1.2	-0.0	-1.2	+1.3		+0.0	+1.3	
National Maternity	-0.13%	-1.4	+1.0	-1.0	+0.0	+0.0	+0.0	-1.0	-1.0	+1.2		+0.0	+0.0	-0.9	+1.0	+0.0		+0.0	+0.0	+0.0	+0.0	+1.0	+0.5	+0.0	+0.6	+1.1	-0.6	+0.0	-0.6	-2.0		+0.0	-2.0	
Our Lady's Navan	+1.91%	+12.8	+1.0	-1.0	+1.5		+1.6	+1.1	+0.1	+5.3				+6.5	+1.2	-1.2		-0.1		-0.1		-0.2	+0.0	+0.0	+1.2	+1.3	+0.2	+0.0	+0.2	+3.5		+0.0	+3.5	
St. Columille's	+1.43%	+7.3	+0.1	+0.1	-0.1		+0.1	+0.2	-0.9	+3.3				+7.7	+0.5	+0.0		-0.4	-1.1	+0.0		-1.0	+0.0	+0.1	+0.8	+0.9	-0.5	+1.0	+0.5	-0.9	+0.0	+0.0	-0.9	
St. Michael's	+0.57%	+2.4	+0.0	+0.0	-0.1	+0.0	-0.1	-2.6	+1.4	+5.1		-0.4		+3.5	+0.6	-0.5		-1.0		+0.0		-0.9	+0.0	-0.1	+0.0	-0.1	-0.1	+0.0	-0.1	+0.1		+0.0	+0.1	
Cappagh National Orthopaedic	-0.40%	-2.2	+0.0	+0.0	+0.0		+0.0	-1.0	+0.0	-1.4			+0.0	-2.4	+0.0	+0.0		+0.0	+0.0	+0.0		+0.0	+0.0	+0.2	-0.0	+0.2	+0.0	+0.0	+0.0	+0.0	+0.1		+0.1	
Royal Victoria Eye & Ear	+0.15%	+0.6	+0.0	+0.2	+0.0	+0.0	+0.2	+1.0	+1.0	-1.1			+0.0	+0.9	-0.5	+0.0		+0.0		+0.0		-0.5	+0.0	+0.0	+0.0	+0.0	+0.0	+0.0	+0.0	+0.0	+0.0	+0.0	+0.0	
IEHG HQ	-0.98%	-0.7						+0.0					+0.0		+0.0						-1.0	-1.0	+0.2	+0.1	+0.0	+0.3								
Beaumont	+0.23%	+10.6	+1.9	+2.0	+1.0	-0.1	+4.9	+2.6	-3.5	-0.9		+0.5	-0.0	-1.4	+0.8	+4.5		+0.2	+0.2	+0.0	-2.8	+2.9	+0.1	+4.0	-3.7	+0.3	+1.0	+0.0	+1.0	+2.0		+0.9	+2.9	
Our Lady of Lourdes	-0.38%	-10.0	-0.3	+1.5	-2.3		-1.2	-3.0	+0.6	-0.2		-1.9	-0.8	-5.3	-0.1	-0.5		-0.4		-0.9	-0.6	-2.4	+0.0	-0.9	-1.6	-2.5	+0.5	-0.6	-0.1	+0.4		+1.1	+1.4	
Connolly	-0.53%	-8.7	+0.6	-0.4	+0.8	+0.1	+1.1	-1.8	-0.0	-2.9		-0.6	+0.0	-5.3	+0.3	-1.4		+0.0		+0.1		-1.0	+0.0	+0.0	-1.5	-1.5	-2.2	+0.5	-1.7	-0.5		+0.1	-0.4	
Cavan General	+0.40%	+5.4	+1.5	+1.4	+0.6		+3.6	+0.6	-0.4	+1.5		+0.0	+0.0	+1.8	-1.8	-0.6		+0.2		+0.5	+0.0	-1.7	+0.0	+0.4	-0.3	+0.1	+1.5	+0.0	+1.5	+0.3		-0.1	+0.1	
Rotunda	+1.17%	+11.9	+1.4	+0.6	+5.4		+7.4	+1.0	-0.8	+11.8		-7.4		+4.6	-2.4	+0.6		-0.2	+0.0	-0.6		-2.6	+0.0	-3.1	+6.0	+2.9	+0.2	+0.0	+0.2	-0.7		+0.1	-0.6	
Louth County	+0.09%	+0.3	+0.0	+0.0			+0.0	-0.1	-0.5	+0.1		+0.5		+0.1	+0.4	-0.2				-0.1		+0.2	+0.0	+1.0	+0.2	+1.1	-0.7	+0.1	-0.7	-0.3		-0.1	-0.4	
Monaghan	+0.04%	+0.1						+1.0	-0.6	+0.0				+0.5	+0.3	+0.0				-0.3		+0.0		+0.0	-0.1	-0.1	+0.0	+0.0	+0.0	-0.3		+0.0	-0.3	
RCSI HQ	-1.31%	-0.9				+0.0	+0.0	-0.0						-0.0	+0.0	+0.0		+0.0				+0.0	+0.1	-1.0	+0.0	-0.9								
St. James's	+0.35%	+17.5	+0.7	-3.0	+2.1	-0.9	-1.1	-24.7	-4.5	+41.1		+3.0	-0.0	+14.9	-3.3	-1.8		+0.1	-0.1	+4.2	+0.8	+0.1	+1.2	-5.7	-5.5	-10.0	-1.8	+0.7	-1.1	+14.0		+0.7	+14.8	
St. Luke's Rathgar	+0.19%	+1.0	+1.0	+0.0	+0.0		+1.0	-1.0	+0.0	-1.0				-2.0	+0.0	+2.0		+0.0	+0.0	+0.0	+0.0	+2.0	+0.0	+0.0	+0.0	+0.0	+0.0	+0.0	+0.0	+0.0	+0.0	+0.0	+0.0	
MRH Portlaoise	+0.27%	+2.5	-0.0	-0.3	-1.8		-2.2	+0.2	+3.2			-0.7	-0.0	+3.0	+1.1	-0.7				+0.7		+1.1	+0.0	+0.4	+1.8	+2.2	-0.6	-0.1	-0.6	-1.0		+0.0	-1.0	
MRH Tullamore	+0.40%	+5.6	+0.6	-0.0	-0.1	+0.0	+0.5	-2.0	-0.4	+9.3		+1.4	+0.2	+8.5	+0.6	+0.9		+0.5		-0.2	-0.0	+1.7	+0.0	+0.0	-0.8	-0.7	-1.3	-0.5	-1.8	-2.5		+0.0	-2.5	
Naas General	+0.49%	+4.9	+1.9	+3.8	+1.7		+7.3	-0.6	+0.1	+0.7		-0.3	-0.1	-1.7	-0.3		-0.1		+0.0	-0.1	-2.2	-0.1	+1.0	-1.4	-0.5	-0.0	+0.0	-0.0	+0.4		+0.0	+0.4		
Coombe Women & Infants University	+0.55%	+5.7	+1.0	+0.0	-1.0		+0.0	+1.9	+0.0	+0.0		+0.0	+0.0	+1.9	+2.0	+0.0		-1.0	+0.0	+1.0	+0.6	+2.6	+0.0	+0.0	+2.2	+2.2	-1.8	+0.0	-1.8	+0.9	+0.0	+0.0	+0.9	
Tallaght University	-0.28%	-10.3	+1.8	-0.7	-1.5		-0.4	-5.5	+1.7	-8.7		+6.5	-0.9	-7.0	+1.1	+0.3		-2.0	+0.0	+4.4	-0.9	+2.9	+0.4	+2.1	-2.1	+0.4	-1.5	+0.0	-1.4	-4.9		+0.2	-4.8	
DMHG HQ	+0.72%	+0.6						-0.2						-0.2							-0.2	+0.1	-0.1	+0.9	+1.0									
UH Limerick	-0.52%	-20.9	+1.8	+2.2	+3.2	+0.0	+7.1	-7.7	-2.7	-10.8		-1.7	-0.0	-22.9	-3.0	-0.9		-1.0	+0.1	-0.2	+0.1	-4.8	-0.1	+4.7	-5.4	-0.9	+2.1	-0.7	+1.4	-0.7		-0.2	-0.8	
UMH Limerick	-0.04%	-0.2	+0.4	+1.3	+0.9		+2.6	-2.5	+0.1	+1.5		-0.7	-0.1	-1.7	-0.0	+0.0					-0.0	+0.0	+0.0	-0.5	-0.5	+1.2		+1.2	-1.8		+0.0	-1.8		
Ennis	-1.10%	-3.2	+0.5	-0.5	-1.6		-1.6	-0.4	+0.1	+1.5		+1.5	+0.0	+1.3	+0.0	-0.1				-0.1		-0.1	-1.1	-0.4	-1.5	-0.1		-0.1	-1.2					
Nenagh	-0.27%	-0.9	+0.0	+0.1	+0.1		+0.1	-0.6	+0.2	+1.5				+1.0	+0.1	-0.4				+0.0		-0.3		+0.1	-1.0	-1.0	+2.5	-0.1	+2.5	-3.3		+0.0	-3.3	
Coom Orthopaedic	-0.69%	-2.1	+0.1	+0.1	+0.1		+0.3	-1.1	+0.1	+0.0				-1.0	-0.1	+0.0					+0.0	-0.1	+0.0	-1.1	-1.1	-0.2	+0.0	-0.2	-0.2		+0.0	-0.2		
St. John's Limerick	+0.88%	+3.4	+0.0	+0.0	+0.0		+0.0	-1.6	-1.0	+1.6			+0.0	-0.9	-1.1	+1.9				+2.0	+2.7	+0.0	-1.0	+1.0	+0.0	-0.6	-1.0	-1.8	+3.4		+0.0	+3.4		
ULHG HQ	-0.40%	-0.1						+0.0						+0.0								-0.0	-0.0	+0.0	-0.1									
Cork University	+0.36%	+18.9	+6.9	+4.3	+2.8	-0.0	+14.0	-12.4	-0.5	+37.3		-9.0	+0.0	+15.4	-1.2	-3.3		-0.9	+0.9	-1.0	-0.0	-5.5	+0.0	-0.2	+3.8	+3.6	-2.8	+0.0	-2.8	-5.3		-0.6	-5.9	
UH Waterford	+0.12%	+3.4	+0.8	+0.7	-0.3	+0.0	+1.2	-3.1	-0.0	+6.2		-0.9	-1.2	+1.1	+2.2	-1.3		-0.0	+0.0	-0.4	-2.0	-1.6	-0.1	+0.3	+0.9	+1.0	+0.0	+1.1	+0.6		+0.0	+0.6		
UH Kerry	-0.07%	-1.1	+0.1	+0.7	-0.6		+0.2	-1.6	+0.8	+1.6		-0.2	+0.0	+0.7	+0.1	-1.9		-0.5		+0.9	+0.0	-1.4	+0.0	-0.8	-1.5	-2.3	+1.0	+1.0	+0.6		+0.1	+0.7		
Mercy University	-0.00%	-0.0	+0.7	-0.7	-0.4		-0.4	-4.6	+4.0	-0.4		+0.5	+0.0	-0.5	+0.0	+1.0		+0.1	+0.0	+0.6	+0.0	+1.8	+1.0	-0.5	+3.6	+4.1	-2.2	+0.0	-2.2	-2.5		-0.5	-3.0	
South Tipperary General	+0.14%	+1.7	+0.2	+0.4	-0.9	+0.0	-0.3	-0.8	+0.2	+7.1		-0.2	+0.0	+6.3	-0.2	-0.4		-0.0		-0.3		-0.8	+0.0	-1.1	+2.0	+1.0	-4.4	+0.0	-4.4	+0.1		+0.1		
South Infirmary Victoria University																																		

Acute Services MAY 2024

Year-to-Date Summary

WTE change since DEC 2023	% WTE change since DEC 2023	Overall	Consultants	Registrars	SHO/ Interns	Medical/ Dental, other	Medical & Dental	Nurse/ Midwife Manager	Nurse/ Midwife Specialist & ANMP	Staff Nurse/ Staff Midwife	Public Health Nurse	Nursing/ Midwifery Student	Nursing/ Midwifery other	Nursing & Midwifery	Therapy Professors	Health Science/ Diagnostics	Social Care	Social Workers	Psychologists	Pharmacy	HLSC, Other	Health & Social Care Professionals	Management (VIII & above)	Administrative / Supervisory (V to VII)	Clerical (III & IV)	Management & Administrative	Support	Maintenance/ Technical	General Support	Health Care Assistants	Ambulance Staff	Care, other	Patient & Client Care	
<b>Overall</b>	<b>+1.48%</b>	<b>+1,179</b>	<b>+133</b>	<b>+107</b>	<b>-55</b>	<b>+14</b>	<b>+199</b>	<b>-55</b>	<b>+39</b>	<b>+689</b>		<b>+360</b>	<b>+2</b>	<b>+1,035</b>	<b>+17</b>	<b>+25</b>	<b>-0</b>	<b>+5</b>	<b>-1</b>	<b>+11</b>	<b>+27</b>	<b>+85</b>	<b>+8</b>	<b>-21</b>	<b>-43</b>	<b>-55</b>	<b>-74</b>	<b>-7</b>	<b>-81</b>	<b>-22</b>	<b>+21</b>	<b>-4</b>	<b>-5</b>	
Mater Misericordiae University	+1.88%	+80	+11	+6	+4	+0	+21	+20	+8	-14		+29	-1	+42	+3	-3		+0	+0	-1	-6	-6	+0	+7	+9	+17	-3	+3	-0	+7	-1	-1	+5	
St. Vincent's University	+2.33%	+85	+3	+11	-2	-0	-0	+10	+5	+23		+30	+1	+69	-4	+2		+0	+1	+3	+0	+3	+1	+4	-2	+3	+4	-2	+2	-1	-1	-1	-2	
MRH Mullingar	+3.17%	+36	-2	+3	-5	-0	-4	+1	+3	+9		+28	+0	+41	+1	+2		-1	+0	-1	+2	+3	+0	+1	-2	-0	-1	-0	-1	-2	+0	+0	-2	
St Luke's General Kilkenny	+0.94%	+13	+2	+6	+2	+0	+10	-9	+4	+19		+6	+0	+20	-1	+1		-1		+0		-0	-0	-1	-4	-5	-6	+0	-6	-6	+0	+0	-6	
Wexford General	+0.82%	+10	+2	-3	-0	+0	-2	+0	+1	+18		+4		+24	+3	+1		+1		-3		+2	+0	-2	-4	-6	-8	+0	-8	-0	+0	+0	-0	
National Maternity	+2.65%	+26	-2	+1	-1	+0	-2	+1	+0	+11		+11	+0	+23	+2	+3		+1	+0	+1	+1	+7	+1	+1	+0	+2	+2	-1	+0	-1	-4			-4
Our Lady's Navan	+4.78%	+31	+1	+1	-8		-5	+5	+1	+10				+16	+3	+1		+0		+1		+6	+0	+1	+1	+1	+1	+0	+1	+13	-1	-1	+12	
St. Columcille's	+1.13%	+6	+0	-0	-0		-0	-1	+0	+9				+8	+1	-2		-0	-0	+0		-2	+1	+2	-4	-2	-7	+1	-6	+7	+0	+0	+7	
St. Michael's	+2.78%	+11	+0	+1	-3	+0	-2	-3	+1	+7		+11		+16	+2	-1		-1		+0	+0	-0	+1	+1	-2	-0	-1	+0	-1	-1	+0	+0	-1	
Cappagh National Orthopaedic	+1.52%	+8	+0	-0	-1		-1	-0	+0	+9			+0	+8	+2	-1		+0	+0	+0	+0	+1	+0	-1	+1	-0	-1	+2	+1	-1	-1	+0	+0	-1
Royal Victoria Eye & Ear	+1.57%	+6	+2	-2	-1	+0	-1	+2	+0	+2			-0	+4	+1	+2		+0		+0	+0	+3	+0	+0	+1	+1	-1		-1	+0	+0			+0
IEHG HQ	-6.84%	-5						-0						-0		+0		+0		-1	-2	-2	-0	-2	+1	-2								
Beaumont	+1.46%	+66	+14	-5	-24	+0	-14	-9	+17	+78		-1	+0	+84	-3	+11		-2	+1	-1	-1	+5	+11	-1	+14	-10	+4	-2	-3	-5	-16	+1	+1	-15
Our Lady of Lourdes	+1.55%	+40	+7	+3	-1		+9	-7	+1	+42		+6	-1	+40	+1	+4		+0		+1	+1	+5	-1	+2	-8	-8	-5	+0	-5	-2	+0	+0	-2	
Connolly	-0.20%	-3	+2	+1	+2	+0	+5	-3	-1	+6		+7	-1	+8	+5	-2		+0		-5		-2	+0	-1	-8	-9	-2	+0	-2	-4	+0	+0	-3	
Cavan General	+2.10%	+28	+1	+4	-5		+1	+0	+0	+33		-2	-0	+31	-2	+1		+1		+1	+1	+2	-1	-1	+2	+0	-0	+0	+0	-6	-0	-0	-6	
Rolunds	+2.68%	+27	+2	+6	+3		+11	-0	-0	+6		+1		+7	-1	+0		-0	+0	-1	-1	-2	-0	-3	+9	+6	+5	+0	+5	-0	+0	+0	-0	
Louth County	-1.23%	-4	+0	+0			+0	+1	-1	+1		+1		+2	-0	-1		+0		+0		-1	+0	+0	-1	-0	-2	+0	-2	-3	-0	-0	-3	
Monaghan	+0.27%	+0						-0	-1	+0				-1	+2	+0				+0		+2	+0	+0	+0	+0	+0	+0	+0	-1	+0	+0	+0	-1
RCSI HQ	-1.67%	-1				+0	+0	+1						+1	+0	+0		+0				+0	-0	-2	-0	-3								
St. James's	+2.40%	+119	+2	-10	+1	-1	-7	-6	-2	+76		+32	-0	+99	-2	+3		+1	-0	+5	+6	+13	+1	+5	-5	+2	-6	+2	-4	+17	+0	+0	+17	
St. Luke's Rathgar	-1.77%	-10	+2	-2	+1		+1	-1	+0	-3				-4	-1	+2		+0		+0	+0	-0	+0	-2	-2	-4	-2	-1	-3	+0	+0	+0	+0	
MRH Portlaoise	+1.03%	+9	+2	+0	-1		+2	-5	+3	+7		+3	-0	+8	+2	-1				-1		+1	+0	-2	+1	-0	-1	+0	-1	-0	+0	+0	-0	
MRH Tullamore	+2.80%	+38	+10	+3	-1	+0	+11	-5	+1	+17		+19	-1	+33	+2	+1		+2		-0	+3	+7	+1	-2	-6	-7	-4	-1	-4	-2	+0	+0	-2	
Naas General	+1.70%	+17	-1	+6	-1		+4	-0	-0	+16				+16	-5	+0		+2	+0	+2	+2	-1	+2	-3	-1	-2	-1	-0	+1	+0	+0	+1		
Coombe Women & Infants University	+5.97%	+59	+3	+1	+2		+6	+3	+4	+33		+9	-2	+46	+2	+3		-2	+0	-1	+0	+2	+0	+4	+8	+12	-6	-1	-7	-1	+0	+0	-1	
Tallaght University	+3.08%	+110	+4	+3	-3		+4	-11	+7	+89		+16	-0	+102	-3	+3		-2	+0	+2	-0	+0	+1	-3	+10	+9	-1	-0	-1	-4	-1	-1	-4	
DMHG HQ	+1.43%	+1						-2						-2							-0	-1	+2	+2	+3									
UH Limerick	+2.39%	+94	+9	+7	+9	+0	+25	-2	+2	+15		+30	-2	+43	+20	-5		+4	+1	-1	+0	+19	+1	-9	+22	+14	-8	-1	-8	+0	+1	+1		
UMH Limerick	+5.47%	+23	+1	+1	+3		+5	+1	+0	+4		+11	+0	+16	+0	+0		+0		+0	+0	+1	+0	+0	+2	+2	+1		+1	-1	+0	+0	-1	
Ennis	+6.58%	+18	+0	+0	-0		+0	+1	+2	+9				+11	+0	+3				+1		+3		-0	-1	-1	+1		+1	+3	+0	+3		
Nenagh	+0.69%	+2	+0	+1	-2		-1	-0	+0	+3				+3	+0	+1				+0		+1	+0	-2	-1	+5	-0	+4	-4	+0	+0	-4		
Croom Orthopaedic	-3.69%	-12	+0	-1	-3		-4	-1	-0	-0				-1	-2	+0				+1		-1	-1	-2	-3	-1	+0	+0	-1	-1	+0	+0	-1	
St. John's Limerick	+2.91%	+11	+0	+1	+1		+2	+2	+0	+10		-1	+1	+12	+0	+2				+2		+5	+0	-2	-1	-3	-4	-1	-5	-1	+0	+0	-1	
ULHG HQ	-6.45%	-1						+0						+0								-1	-0	+0	-1									
Cork University	+1.82%	+95	+17	+27	-3	-1	+40	-7	-1	+82		+19	-0	+93	-2	-6		-1	-1	+1	+1	-8	-1	-2	-17	-20	-11	+0	-11	-1	+3	+1		
UH Waterford	+2.31%	+63	+8	+8	-2	+0	+14	-3	-2	+31		+11	+1	+39	-0	+3		-1	+0	-3	-1	-2	+1	-3	+1	-1	+5	-2	+3	+10	+0	+10		
UH Kerry	+1.07%	+16	+7	+4	+0		+1	+0	+1	-11		+19	+0	+9	+1	-3		-0	+0	+0	+0	-2	+0	-1	-1	-2	-0	-0	+0	+0	-0	-0	+0	
Mercy University	-3.40%	-52	+1	-9	-6		-13	-11	+3	-21		+9	+0	-21	-0	+1		+0	+0	-2	+0	-1	+1	-0	-4	-3	-6	+0	-6	-8	+1	-8		
South Tipperary General	+1.95%	+23	+3	+1	-2	+0	+2	+10	-0	+7		+6	+0	+22	-1	+1		+1		+0	+0	+1	+0	+0	+0	+1	+0	-0	-3	-0	-3			
South Infirmary Victoria University	+3.27%	+30	+4	+1	+0		+5	-2	-2	+3		+0		-0	+2	+0		+1	+1	+0	+0	+4	-1	+0	+13	+12	+4	+0	+4	+6	+0	+6		
Bantry General	+1.50%	+5	+0	-1	-0	+0	-0	-4	+2	+5				+3	-1	-1				-0	-0	-1	+0	+0	+1	+1	+1	+0	+1	+2	-0	+2		
Mallow General	+6.56%	+22	-0	+1	+1		+2	-1	-1	+3				+1	+1	-1				-2		-2	+0	-0	+1	+1	+13	+13	+7	-0	+7			
Lourdes Orthopaedic Kilkenny	+2.92%	+2	-1		+0	+0	-1	+0		+4				+4									-1	+2	+1	-2		-2						
SSWHG HQ	-2.34%	-2					+0	+0						+0				+0				+0	+1	-3	-0	-2								
Galway University	-1.09%	-49	+2	+3	-1	+16	+20	-8	+2	-57		+22	-1	-42	-3	+1	-0	-0	+0	+2	+3	+3	-0	-1	-15	-16	-8	-0	-9	-6	+1	-5		
Sligo University	+0.35%	+8	+5	+2	-4	-0	+3	-3	+3	+5		+9	+2	+16	-1	-6		-1	+0	+3	+2	-2	+0	+2	-6	-3	-0	+0	-0	-3	-3	-6		
Letterkenny University	+0.80%	+18	+5	+9	-5	+0	+9	-9	+4	+11		+17	+5	+27	-1	+1		-0	-2	-0	-3	-0	-2	-1	-3	-2	-1							

CHI at Connolly	-4.61%	-7	-1	-1	-0	-2	-2	-1	-2					-4	+0	+1		-1	-0	-0	-0	-1		+0	+2	+2	+0		+0	-2				-2	
Other Acute	-0.83%	-1	-0			-0	+2							+2		-1				+1		+0	+1	-3	-1	-3									
IEHG Bank	-21.29%	-8					+0	-0	-8					-8		+0																		+0	+0
National Rehabilitation	+3.51%	+24	+0	+0	-0	+0	+3	+1	+10					+14	+6	+1	+0	+0	-1	+1	+0	+7	-1	+4	+2	+5	-3	+0	-3	+4		-2		+2	
Ambulance Services	+1.73%	+40	+0				+0	+4						+4						+1	+9	+10	+2	+6	-2	+6	-1	+0	-1	-0	+21	-1		+21	



Acute Services MAY 2024

Year-on-Year Summary

WTE change since MAY 2023	% WTE change since MAY 2023	Overall	Consultants	Registrars	SHO/ Interns	Medical/ Dental, other	Medical & Dental	Nurse/ Midwife Manager	Nurse/ Midwife Specialist & ANMP	Staff Nurse/ Staff Midwife	Public Health Nurse	Nursing/ Midwifery Student	Nursing/ Midwifery other	Nursing & Midwifery	Therapy Professions	Health Science/ Diagnostics	Social Care	Social Workers	Psychologists	Pharmacy	H&SC, Other	Health & Social Care Professionals	Management (VII & above)	Administrative (Supervisory (V to VII))	Clerical (III & IV)	Management & Administrative	Support	Maintenance/ Technical	General Support	Health Care Assistants	Ambulance Staff	Care, other	Patient & Client Care	
<b>Overall</b>	<b>+6.29%</b>	<b>+4,778</b>	<b>+347</b>	<b>+300</b>	<b>+238</b>	<b>+22</b>	<b>+907</b>	<b>+238</b>	<b>+257</b>	<b>+1,961</b>		<b>+16</b>	<b>+11</b>	<b>+2,304</b>	<b>+197</b>	<b>+185</b>	<b>-1</b>	<b>+49</b>	<b>+19</b>	<b>+69</b>	<b>+51</b>	<b>+569</b>	<b>-5</b>	<b>+243</b>	<b>+186</b>	<b>+423</b>	<b>-113</b>	<b>-9</b>	<b>-123</b>	<b>+307</b>	<b>+127</b>	<b>+63</b>	<b>+497</b>	
Mater Misericordiae University	+8.80%	+348	+18	+20	-3	+3	+39	+24	+19	+179		-26	-3	+193	+16	+4		+5	+2	+6	+3	+37	+0	+20	+26	+46	+10	+2	+12	+21		-0	+21	
St. Vincent's University	+10.93%	+369	+20	+23	+18	-0	+61	+42	+17	+122		+6	+1	+188	+8	+37		+3	+2	+4	+0	+54	-1	+19	+9	+27	+24	-3	+22	+18		-1	+17	
MRH Mullingar	+7.21%	+80	-2	+8	-1	-1	+11	+10	+1	-1		+25	+2	+11	+2	+8		-1	-0	+2	+2	+12	-0	-1	+9	+8	-0	-0	-0	+13		+0	+13	
St Luke's General Kilkenny	+4.19%	+57	+8	+2	+15	+0	+26	+2	+3	+31		+3	-1	+38	-1	+10		+2		+2	+1	+13	-2	+3	-6	-5	-8	+0	-8	-7		+0	-7	
Wexford General	+1.42%	+17	+5	+0	-0	+1	+6	+5	-2	+14		+1		+18	+6	-4		+2		-2		+2	+0	-2	-9	-10	-6	+1	-5	+6		+0	+6	
National Maternity	+2.69%	+26	-2	+9	-1	+0	+6	+7	-0	+5		-1	-0	+11	+2	+3		+2	+0	+1	+0	+7	+1	+1	+6	+8	-3	-1	-4	-1		-1	-1	
Our Lady's Navan	+6.74%	+43	+3	+4	-1		+6	+6	-1	+20				+25	+7	+1		+0		+1	+1	+10	+0	+4	-14	-10	+4	+1	+5	+9		+0	+9	
St. Columille's	+4.40%	+22	-1	+0	+2		+1	+2	-0	+20				+21	+4	-1		+2	-1	+0		+4	+0	-0	-6	-6	-41	+1	-40	+39		+2	+41	
St. Michael's	+2.09%	+9	+0	-2	-0	+0	-2	-2	+3	+12		+1		+13	+1	-2		-0		+1	+0	-0	+1	+3	-3	+1	-5	+0	-5	+1		+1	+2	
Cappagh National Orthopaedic	+5.27%	+27	+2	+2	+2		+6	+3	+1	+9			+0	+13	+2	-1		+0	+1	+0		+1	+0	-0	+3	+3	-44	+2	-42	+45			+45	
Royal Victoria Eye & Ear	+5.44%	+19	+2	+1	+1	+0	+3	+4	+1	+2		-0	-0	+7	+1	+3		+1		-1	+1	+4	-1	-2	+6	+3	+2		+2	+0		+0	+0	
IEHG HQ	-6.18%	-5						+3						+3		+0		+1			-1	-0	-0	-5	-1	-7								
Baumont	+4.07%	+178	+11	+9	-6	+1	+14	+1	+19	+83		-1	+1	+103	+10	+13		+0	+1	+2	+11	+39	+2	+22	+5	+29	-2	-3	-4	-4		+1	-3	
Our Lady of Lourdes	+2.08%	+54	+21	+4	+11		+37	+2	+4	+27		-1	-1	+31	-4	-1		+0		+0	-1	-6	+0	+8	-9	-0	+6	-2	+4	-10		-1	-11	
Connolly	+1.79%	+29	+3	-6	+5	-0	+2	+0	+2	+39		+3	-1	+2	+7	+1		+0		-1	+2	+7	-3	-4	-7	-14	-2	+0	-2	-7		+1	-6	
Cavan General	+4.96%	+64	+6	+4	-1		+9	+6	+6	+44		-1	+1	+57	+1	+4		+1		+3	-1	+8	-3	+8	-4	+1	+14	+0	+15	-25		-1	-26	
Rotunda	+4.11%	+41	+4	+9	+5		+18	-1	+4	+16		-10		+9	-2	-1		+1	+0	-1		-3	-0	-1	+14	+13	+4	+2	+6	-2		+0	-2	
Louth County	+0.90%	+3	+0	+0			+0	+1	-0	+5		+1		+7	-1	-1				+1		-1	+0	+3	-6	-3	-1	+2	+1	-2		-0	-2	
Monaghan	+6.27%	+10					+1	+1	-1	+8				+8	+2	-1				+0		+2	+0	+0	+1	+2	+0	+0	+0	-1		+0	-1	
RCSI HQ	+0.15%	+0				-0	-0	+1						+1	+0	+0		+0				+0	+0	-1	-0	-1								
St. James's	+8.13%	+381	+12	+11	+7	+3	+34	+8	+18	+200		+1	+1	+228	+8	+15		+4	-0	+4	+1	+32	-4	+27	+27	+50	-34	-1	-35	+34		+39	+73	
St. Luke's Rathgar	+0.38%	+2	+3	-2	-1		+0	-2	+0	-3				-5	+0	+15		+0	-1	+0	+0	+14	-1	-2	-5	-8	+0	-1	-1	+1		+0	+1	
MRH Portlaoise	+6.28%	+54	+5	+11	+4		+20	-2	+3	+11		+0	-0	+12	+4	+2		-1		+3		+8	-2	-3	+21	+17	+1	-0	+1	-4		+0	-4	
MRH Tullamore	+8.54%	+111	+18	+8	-2	+0	+25	+6	+3	+41		+15	-1	+64	+6	+7		+1		+0	+2	+16	-0	-0	+3	+3	-0	-1	-1	+4		+0	+4	
Naas General	+5.56%	+53	+2	+3	-2		+4	-2	+7	+26			+0	+31	+2	-1		+2		-2	+2	+2	+1	-2	+6	+5	+1	-1	+0	+11		+0	+11	
Coombe Women & Infants University	+8.28%	+79	+6	-2	+3		+7	+7	+5	+43		-1	-0	+55	+3	+5		-1	+0	+0	+2	+10	+0	+5	+7	+12	-6	-1	-7	+3		+0	+3	
Tallaght University	+10.49%	+348	+16	+22	+10		+47	+38	+21	+214		-14	-1	+227	+8	+12		+1	+0	+11	+2	+34	+0	+10	+11	+21	+5	-0	+5	+13		+1	+14	
DMHG HQ	+19.53%	+13					-0	-0						-0								-0	+1	+10	+2	+13								
UH Limerick	+7.15%	+268	+24	+26	+45	+0	+95	+7	+15	+93		-2	-2	+111	+23	+15		+4	+3	+5	-0	+50	+2	-10	+25	+16	-20	-0	-20	+17		-1	+16	
UMH Limerick	+7.95%	+32	+3	+3	+4		+10	+6	+1	+1		+5	+0	+13	+1	+0					+0	+1	+0	+0	+1	+1	+2		+2	+5		+0	+5	
Ennis	+7.65%	+21	+0	+2	+1		+3	-3	+3	+9				+9	+1	+2				-0		+3	+0	-0	-1	-1	+0		+0	+8			+8	
Nenagh	+13.45%	+41	-2	+4	+2		+4	+3	+0	+14				+17	+4	+2				-0		+5	+0	+0	-1	-1	+13	-0	+13	+1		+0	+1	
Croom Orthopaedic	-2.57%	-8	+0	+0	-5		-5	-1	+1	-4				-4	+2	-0					+1	+3	-1	-2	-3	-16	+0	-16	+17		+0	+17		
St. John's Limerick	+12.33%	+43	+2	+0	+3		+5	+3	+1	+17			+1	+21	+3	+2				+2		+7	+0	+4	+1	+5	-0	-1	-1	+5		+0	+5	
ULHG HQ	-16.07%	-3					+0							+0									-3	+0	+0	-3								
Cork University	+6.43%	+322	+47	+43	+34	-1	+123	+30	+10	+202		-6	+1	+236	+13	-14		-1	+2	+2	+5	+6	-1	+9	-30	-22	-29	+1	-28	-5		+11	+6	
UH Waterford	+8.21%	+213	+17	+8	+28	+0	+53	+14	+10	+85		+2	-0	+111	+1	+10		+4	+1	-3	+0	+13	+0	+0	+17	+18	+13	-1	+12	+6		+1	+7	
UH Kerry	+5.29%	+78	+10	+2	+2		+14	+22	+5	+1		-0	-0	+27	+16	+3		+0		-1	+1	+20	+1	+6	-5	+1	-4	-4	-4	+20		-1	+19	
Mercy University	+1.51%	+22	+7	+5	-11		+1	-10	+11	+6		+1	+1	+8	+9	-1		+1	+0	+1	+1	+11	+3	+4	-5	+2	-2	+0	-2	-11		+12	+1	
South Tipperary General	+8.76%	+96	+3	+4	+0	+1	+8	+20	+1	+42		+4	+1	+67	-2	+3		-0		-1		-0	+0	+4	+11	+14	-6	+1	-4	+12			+12	
South Infirmary Victoria University	+9.13%	+78	+6	+1	+0		+7	-0	-2	+23			+0	+21	+4	+0		+1	+1	+0		+5	-1	+1	+30	+30	+8	+0	+8	+7		+0	+7	
Bantry General	+7.03%	+22	-0	+0	+7	+0	+7	-4	+1	+16				+12	+3	-3				+0		-0	+0	+1	-1	+0	+3	+0	+3	+1		+0	+1	
Mallow General	+29.14%	+79	-0	+1	+2		+2	+1	-1	+30		-1		+30	+2	+1				-1		+2	+0	+0	+0	+2	+25	+0	+25	+18		-0	+18	
Lourdes Orthopaedic Kilsreene	-0.82%	-1	-1		+0	+0	-1	-1		+4				+3									-1	+2	+2	-4			-4					
SSWHG HQ	+3.14%	+3				+0	+0	+1						+1								+1	-4	+3	+2	+1								
Galway University	+4.21%	+182	+10	+15	+11	+16	+51	+5	+12	+44		-13	+2	+49	+0	+16		+4	+3	-2	+2	+23	+0	+11	+42	+53	-10	-3	-13	+13		+4	+18	
Sligo University	+4.34%	+90	+13	+6	+15	-1	+33	+8	+10	+10		+2	+1	+30	+6	-1		-1	+0	+6	+1	+10	-0	+3	+13	+16	+4	-2	+2	+1		-3	-2	

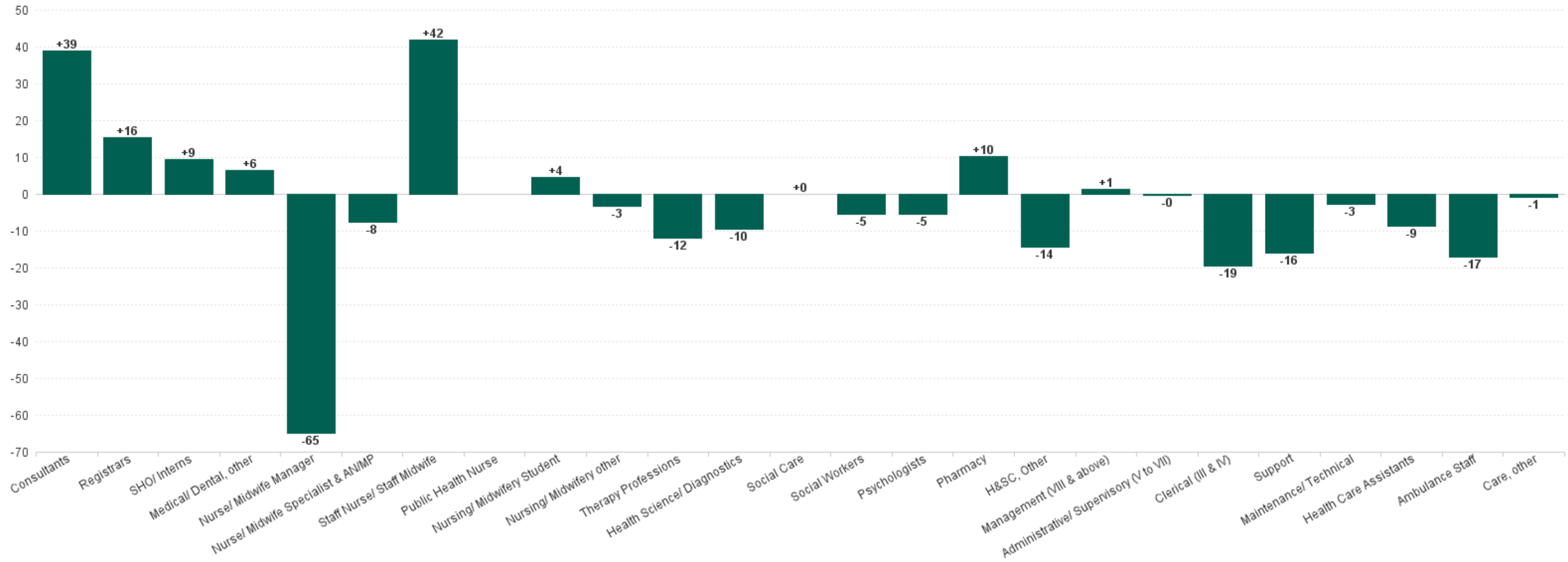
CHI at Connolly	-0.27%	-0	-1	-1	+2		-0	-4	+0	+2				-2	+2	+2		-2	-2	+1	-1	+1		+1	+2	+3	+0		+0	-2				-2		
Other Acute	+1.06%	+2	+1				+1	+3		-1				+2		+4				+3		+7	+1	-5	-4	-8										
IEHG Bank	+13.43%	+4						+1		+3						+0																			+0	+0
National Rehabilitation	+9.41%	+62	+1	+1	-3		-2	+4	+2	+25				+30	+14	+1	-1	+2	-1	+2	+0	+18	+0	+7	+6	+13	-2	+1	-1	+3		+0		+3		
Ambulance Services	+8.70%	+189	+0				+0	+4						+4						+1	+23	+24	+5	+25	+8	+38	-1	+0	-1	-0	+127	-3		+124		





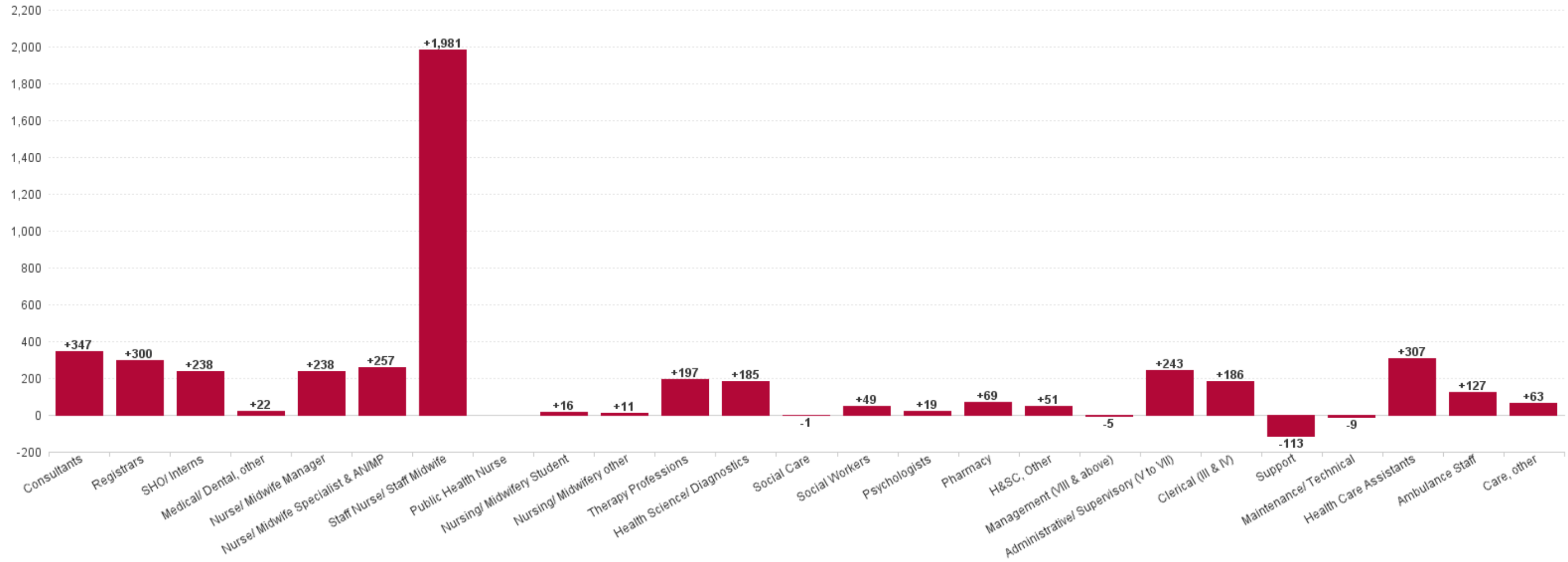
# Acute Services MAY 2024

## Previous Month Summary Chart: Change since APR 2024



Acute Services MAY 2024

Previous Year Summary Chart: Change since MAY 2023



Acute Services MAY 2024

YTD Summary Chart: Change since DEC 2023

