

Acute Services Employment Report: JUL 2024

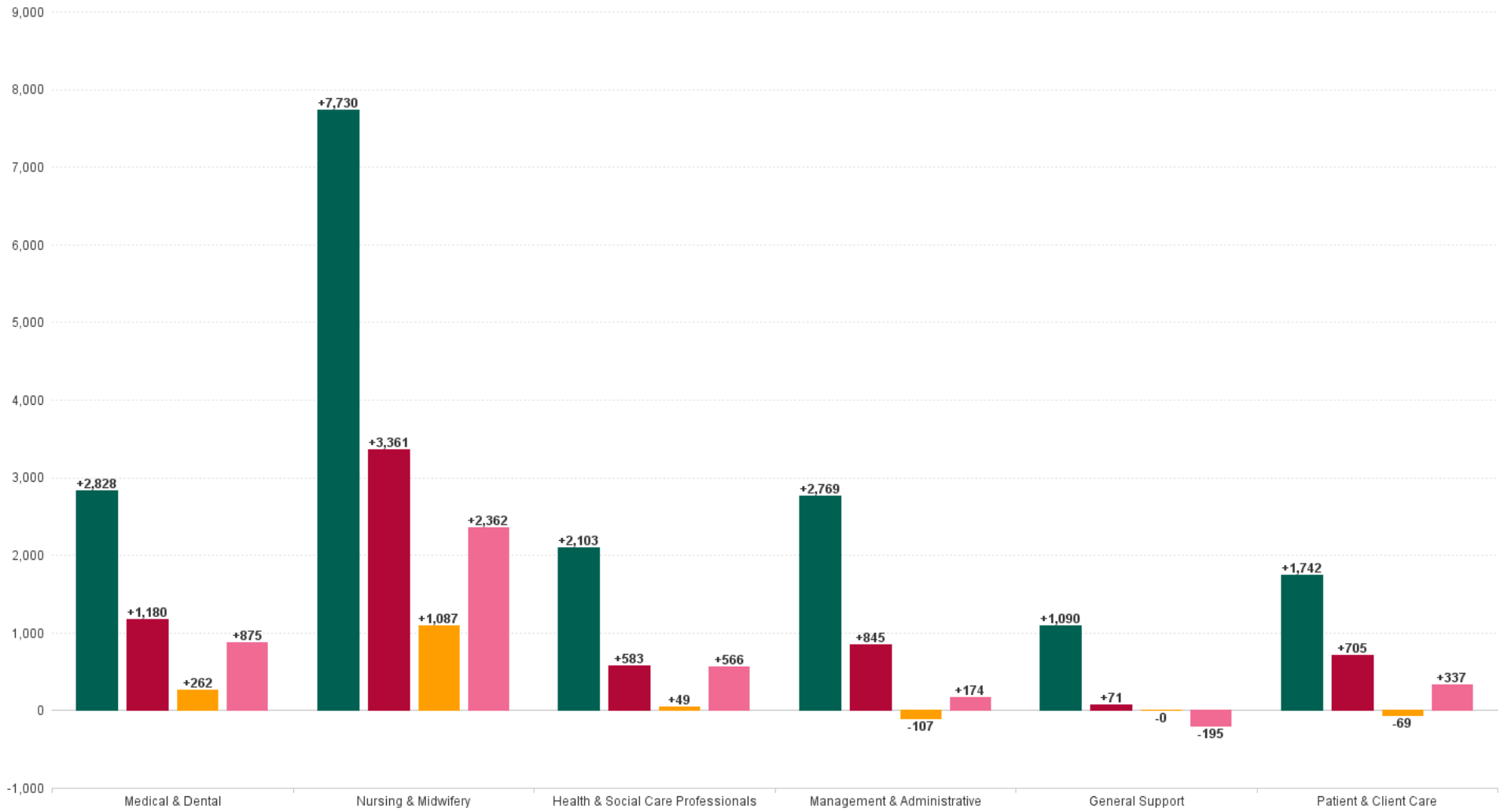
Employment by Staff Group JUL 2024

JUL 2024	WTE DEC 2019	WTE DEC 2022	WTE DEC 2023	WTE JUN 2024	WTE JUL 2024	WTE change since DEC 2019	WTE change since DEC 2022	WTE change since JUN 2024	No. JUL 2024
Overall	62,538	74,055	79,578	80,820	80,800	+18,261	+6,745	-21	90,135
Consultants	2,782	3,329	3,644	3,778	3,801	+1,019	+472	+23	4,113
Registrars	2,943	3,489	3,711	3,808	3,983	+1,041	+494	+175	4,650
SHO/ Interns	2,795	3,333	3,716	3,643	3,540	+745	+207	-103	4,365
Medical/ Dental, other	60	75	74	87	82	+23	+7	-5	129
Medical & Dental	8,579	10,227	11,145	11,317	11,407	+2,828	+1,180	+90	13,257
Nurse/ Midwife Manager	4,705	5,716	6,166	6,185	6,191	+1,486	+475	+6	6,758
Nurse/ Midwife Specialist & AN/MP	1,288	1,897	2,257	2,345	2,355	+1,067	+458	+10	2,578
Staff Nurse/ Staff Midwife	16,676	19,359	20,988	21,682	21,611	+4,935	+2,252	-72	23,860
Public Health Nurse	1					-1			
<i>Nursing/ Midwifery awaiting registration</i>	153	261	153	51	30	-122	-231	-21	36
<i>Post-registration Nurse/ Midwife Student</i>	195	140	127	102	96	-100	-44	-6	102
<i>Pre-registration Nurse/ Midwife Intern</i>	83	137	71	541	563	+480	+426	+22	1,117
Nursing/ Midwifery Student	431	538	351	694	689	+258	+151	-5	1,255
Nursing/ Midwifery other	224	185	206	211	210	-14	+26	-1	242
Nursing & Midwifery	23,325	27,694	29,968	31,117	31,055	+7,730	+3,361	-61	34,693
Therapy Professions	2,008	2,563	2,741	2,776	2,756	+748	+192	-20	3,080
Health Science/ Diagnostics	4,239	4,793	4,954	4,972	4,985	+746	+191	+13	5,523
Social Care	3	3	3	3	3	-0	-1	-0	4
Pharmacy	901	1,133	1,203	1,208	1,220	+319	+87	+12	1,354
Psychologists	101	136	175	173	171	+70	+34	-3	205
Social Workers	355	441	505	506	504	+149	+63	-3	557
H&SC, Other	151	207	230	232	223	+72	+16	-9	267
Health & Social Care Professionals	7,757	9,277	9,811	9,870	9,860	+2,103	+583	-10	10,990
Management (VIII & above)	518	720	750	760	743	+226	+23	-16	756
Administrative/ Supervisory (V to VII)	2,326	3,390	3,892	3,881	3,878	+1,552	+488	-3	4,084
Clerical (III & IV)	6,605	7,264	7,682	7,616	7,597	+991	+333	-20	8,501
Management & Administrative	9,449	11,373	12,325	12,257	12,218	+2,769	+845	-39	13,341
Support	5,556	6,533	6,600	6,585	6,608	+1,051	+74	+23	7,363
Maintenance/ Technical	529	571	576	567	568	+39	-3	+1	579
General Support	6,085	7,104	7,176	7,152	7,175	+1,090	+71	+24	7,942
Health Care Assistants	5,350	6,218	6,736	6,694	6,692	+1,342	+474	-2	7,416
Ambulance Staff	1,825	1,931	2,103	2,108	2,087	+262	+156	-21	2,144
Care, other	168	230	314	306	306	+138	+76	-1	352
Patient & Client Care	7,343	8,379	9,153	9,108	9,084	+1,742	+705	-24	9,912



WTE Change by Staff Category

■ WTE change since DEC 2019
 ■ WTE change since DEC 2022
 ■ WTE change since DEC 2023
 ■ WTE change since JUL 2023



Employment Report by Hospital : JUL 2024

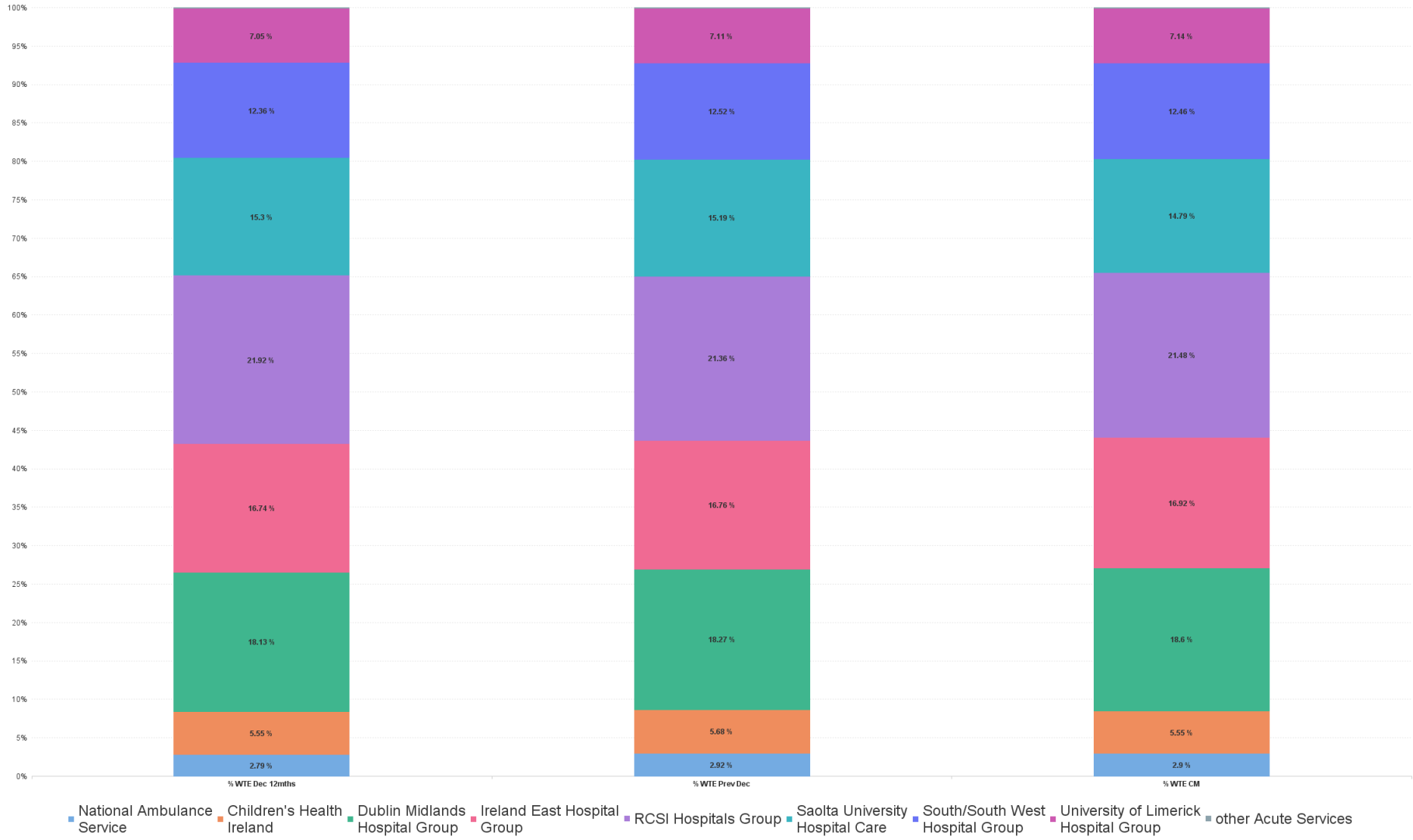
JUL 2024	WTE DEC 2019	WTE DEC 2022	WTE DEC 2023	WTE JUN 2024	WTE JUL 2024	WTE change since DEC 2019	WTE change since DEC 2022	WTE change since JUN 2024	No. JUL 2024
Overall	62,538	74,055	79,578	80,820	80,800	+18,261	+6,745	-21	90,135
National Ambulance Service	1,933	2,067	2,321	2,352	2,343	+410	+276	-9	2,410
CHI at Temple Street	1,184	1,274	1,413	1,399	1,396	+212	+123	-2	1,639
CHI at Crumlin	1,967	2,232	2,403	2,426	2,400	+433	+168	-25	2,792
CHI at Tallaght	255	305	321	325	325	+69	+20	-0	391
CHI Corporate	3	40	53	42	47	+44	+7	+5	49
CHI Programme	57	111	186	179	179	+122	+68	+0	181
CHI at Connolly	136	146	146	140	140	+5	-6	+1	170
Children's Health Ireland	3,602	4,108	4,522	4,510	4,488	+886	+380	-22	5,222
MRH Mullingar	914	1,098	1,150	1,171	1,167	+254	+70	-4	1,277
St. James's	4,058	4,576	4,948	5,109	5,105	+1,047	+529	-4	5,887
St. Luke's Rathgar	544	547	550	540	543	-1	-4	+4	578
MRH Portlaoise	750	847	907	920	917	+168	+70	-3	1,001
MRH Tullamore	1,101	1,247	1,373	1,418	1,402	+301	+155	-16	1,540
Naas General	759	931	996	1,023	1,026	+267	+95	+2	1,158
Coombe Women & Infants University	890	939	980	1,050	1,055	+165	+115	+4	1,172
Tallaght University	2,683	3,181	3,560	3,699	3,734	+1,051	+554	+35	4,321
DMHG HQ	33	59	76	79	78	+44	+19	-1	80
Dublin Midlands Hospital Group	11,732	13,424	14,540	15,009	15,027	+3,294	+1,603	+18	17,014
St. Vincent's University	2,838	3,452	3,662	3,776	3,801	+963	+349	+26	4,037
St Luke's General Kilkenny	1,119	1,290	1,398	1,415	1,413	+294	+123	-2	1,570
Wexford General	1,024	1,166	1,205	1,216	1,216	+191	+50	+0	1,341
National Maternity	880	955	983	1,027	1,025	+146	+71	-2	1,128
St. Columcille's	452	469	510	515	512	+61	+43	-3	579
St. Michael's	397	402	413	423	421	+25	+19	-2	484
Royal Victoria Eye & Ear	291	357	371	373	384	+93	+28	+12	436
IEHG HQ	30	78	75	69	67	+37	-11	-3	72
UH Waterford	1,949	2,437	2,742	2,796	2,814	+865	+376	+18	3,074
South Tipperary General	868	1,062	1,174	1,201	1,191	+324	+129	-9	1,333
Lourdes Orthopaedic Kilcreene	70	71	70	73	70	+0	-1	-3	79
IEHG Bank		23	38	31	30	+30	+7	-1	40
National Rehabilitation	457	632	695	720	727	+270	+96	+7	820
Ireland East Hospital Group	10,375	12,394	13,335	13,635	13,673	+3,298	+1,279	+39	14,993
Mater Misericordiae University	3,159	3,828	4,221	4,327	4,374	+1,215	+546	+47	4,766
Our Lady's Navan	516	639	652	689	676	+161	+37	-13	756
Cappagh National Orthopaedic	426	500	531	540	539	+113	+39	-0	599
Beaumont	3,846	4,346	4,499	4,560	4,600	+754	+254	+39	4,993
Our Lady of Lourdes	2,149	2,523	2,586	2,626	2,611	+462	+88	-14	2,838
Connolly	1,334	1,586	1,637	1,628	1,614	+280	+28	-14	1,858
Cavan General	1,034	1,293	1,321	1,347	1,338	+304	+45	-9	1,489
Rotunda	892	988	1,003	1,027	1,057	+165	+70	+30	1,270
Louth County	277	309	305	302	298	+21	-11	-4	332
Monaghan	101	157	174	179	179	+77	+21	-1	209
RCSI HQ	30	65	70	69	69	+39	+4	+0	70
RCSI Hospitals Group	13,764	16,234	16,998	17,294	17,355	+3,591	+1,121	+61	19,180



JUL 2024	WTE DEC 2019	WTE DEC 2022	WTE DEC 2023	WTE JUN 2024	WTE JUL 2024	WTE change since DEC 2019	WTE change since DEC 2022	WTE change since JUN 2024	No. JUL 2024
Overall	62,538	74,055	79,578	80,820	80,800	+18,261	+6,745	-21	90,135
Galway University	3,607	4,280	4,548	4,472	4,466	+859	+186	-7	4,990
Sligo University	1,688	1,993	2,151	2,140	2,135	+448	+142	-5	2,463
Letterkenny University	1,607	2,089	2,204	2,206	2,204	+596	+115	-3	2,528
Mayo University	1,150	1,435	1,516	1,525	1,499	+349	+64	-27	1,674
Portiuncula University	790	982	1,076	1,090	1,071	+282	+90	-19	1,191
Roscommon University	333	438	476	467	461	+127	+22	-6	514
Saolta HG HQ	79	110	119	118	115	+36	+4	-3	119
Saolta University Hospital Care	9,253	11,327	12,091	12,018	11,950	+2,697	+623	-68	13,479
Cork University	4,014	4,782	5,235	5,334	5,341	+1,326	+559	+7	5,997
UH Kerry	1,114	1,415	1,535	1,536	1,524	+410	+108	-12	1,727
Mercy University	1,173	1,435	1,532	1,473	1,483	+310	+48	+10	1,663
South Infirmary Victoria University	787	844	908	954	952	+165	+108	-2	1,110
Bantry General	266	333	327	334	328	+62	-5	-5	379
Mallow General	252	273	329	351	350	+98	+77	-1	394
SSWHG HQ	35	69	96	92	91	+57	+22	-1	95
South/South West Hospital Group	7,641	9,152	9,961	10,073	10,070	+2,429	+918	-3	11,365
UH Limerick	2,814	3,641	3,918	3,998	3,981	+1,168	+340	-17	4,362
UMH Limerick	375	384	413	436	431	+56	+47	-5	491
Ennis	235	257	273	290	289	+53	+32	-1	322
Nenagh	250	294	340	345	349	+100	+55	+4	385
Croom Orthopaedic	156	303	320	308	305	+149	+2	-3	330
St. John's Limerick	311	332	381	393	396	+85	+64	+3	434
ULHG HQ	6	12	16	16	16	+10	+4	+0	16
University of Limerick Hospital Group	4,146	5,222	5,661	5,785	5,766	+1,620	+544	-19	6,340
other Acute Services	91	127	148	144	128	+36	+1	-16	132



WTE % Total by Hospital Group



Employment Report by HSE/S38: JUL 2024

JUL 2024	WTE DEC 2019	WTE DEC 2022	WTE DEC 2023	WTE JUN 2024	WTE JUL 2024	WTE change since DEC 2019	WTE change since DEC 2022	WTE change since JUN 2024	No. JUL 2024
Overall	62,538	74,055	79,578	80,820	80,800	+18,261	+6,745	-21	90,135
Health Service Executive	35,848	43,181	46,368	46,860	46,657	+10,809	+3,476	-203	51,793
Section 38 Hospitals	26,690	30,874	33,210	33,960	34,142	+7,452	+3,269	+182	38,342



Employment Report by Administration: JUL 2024

Health Service Executive

JUL 2024	WTE DEC 2019	WTE DEC 2022	WTE DEC 2023	WTE JUN 2024	WTE JUL 2024	WTE change since DEC 2019	WTE change since DEC 2022	WTE change since JUN 2024	No. JUL 2024
Total Health Service Executive	35,848	43,181	46,368	46,860	46,657	+10,809	+3,476	-203	51,793
Consultants	1,479	1,700	1,898	1,983	1,983	+504	+283	-0	2,112
Registrars	1,619	1,892	2,016	2,102	2,202	+584	+310	+100	2,355
SHO/ Interns	1,762	2,132	2,408	2,368	2,240	+479	+108	-128	2,721
Medical/ Dental, other	37	46	44	59	51	+14	+5	-8	82
Medical & Dental	4,896	5,771	6,367	6,511	6,476	+1,580	+705	-35	7,270
Nurse/ Midwife Manager	2,482	3,062	3,370	3,343	3,342	+860	+280	-1	3,627
Nurse/ Midwife Specialist & AN/MP	652	1,013	1,187	1,222	1,224	+572	+211	+2	1,328
Staff Nurse/ Staff Midwife	9,760	11,658	12,452	12,749	12,719	+2,959	+1,061	-30	14,306
Public Health Nurse	1					-1			
Nursing/ Midwifery awaiting registration	81	151	90	34	15	+71	-136	-19	21
Post-registration Nurse/ Midwife Student	77	29	32	32	33	-48	+4	+1	33
Pre-registration Nurse/ Midwife Intern	36	50	18	286	294	+14	+244	+8	593
Nursing/ Midwifery Student	193	230	141	352	342	+149	+112	-10	647
Nursing/ Midwifery other	77	82	94	100	100	+23	+19	-0	116
Nursing & Midwifery	13,165	16,044	17,244	17,766	17,727	+4,562	+1,683	-39	20,024
Therapy Professions	980	1,332	1,447	1,475	1,457	+477	+125	-18	1,627
Health Science/ Diagnostics	2,390	2,756	2,867	2,857	2,853	+463	+97	-3	3,179
Social Care	2	2	2	2	2	+0	-0	-0	3
Pharmacy	456	649	691	681	682	+226	+33	+2	775
Psychologists	9	21	33	33	33	+25	+12	+1	39
Social Workers	98	141	171	177	179	+81	+38	+2	200
H&SC, Other	53	77	108	103	99	+46	+22	-4	121
Health & Social Care Professionals	3,988	4,979	5,319	5,328	5,306	+1,318	+327	-21	5,944
Management (VIII & above)	256	352	374	374	365	+109	+13	-9	373
Administrative/ Supervisory (V to VII)	874	1,549	1,788	1,758	1,749	+874	+200	-9	1,841
Clerical (III & IV)	3,833	4,249	4,498	4,407	4,362	+529	+113	-44	4,787
Management & Administrative	4,963	6,150	6,660	6,539	6,476	+1,513	+326	-62	7,001
Support	3,141	3,943	4,009	3,981	3,984	+842	+41	+3	4,365
Maintenance/ Technical	290	305	315	306	302	+12	-3	-4	310
General Support	3,432	4,248	4,324	4,287	4,286	+854	+38	-1	4,675
Health Care Assistants	3,477	3,905	4,171	4,142	4,122	+645	+218	-19	4,529
Ambulance Staff	1,825	1,931	2,103	2,108	2,087	+262	+156	-21	2,144
Care, other	103	154	180	179	177	+74	+23	-3	206
Patient & Client Care	5,405	5,989	6,455	6,429	6,386	+981	+397	-43	6,879



Section 38 Hospitals

JUL 2024	WTE DEC 2019	WTE DEC 2022	WTE DEC 2023	WTE JUN 2024	WTE JUL 2024	WTE change since DEC 2019	WTE change since DEC 2022	WTE change since JUN 2024	No. JUL 2024
Total Section 38 Hospitals	26,690	30,874	33,210	33,960	34,142	+7,452	+3,269	+182	38,342
Consultants	1,303	1,629	1,745	1,795	1,818	+515	+189	+23	2,001
Registrars	1,324	1,597	1,696	1,707	1,781	+457	+184	+75	2,295
SHO/ Interns	1,033	1,200	1,307	1,274	1,299	+266	+99	+25	1,644
Medical/ Dental, other	23	29	30	29	32	+9	+2	+3	47
Medical & Dental	3,683	4,456	4,778	4,805	4,930	+1,247	+475	+125	5,987
Nurse/ Midwife Manager	2,223	2,654	2,796	2,842	2,849	+626	+195	+7	3,131
Nurse/ Midwife Specialist & AN/MP	636	884	1,070	1,123	1,131	+495	+247	+8	1,250
Staff Nurse/ Staff Midwife	6,916	7,701	8,536	8,933	8,892	+1,976	+1,191	-41	9,554
Nursing/ Midwifery awaiting registration	72	110	63	17	15	+38	-95	-2	15
Post-registration Nurse/ Midwife Student	119	111	94	70	63	-8	-49	-8	69
Pre-registration Nurse/ Midwife Intern	47	87	53	255	269	+40	+182	+15	524
Nursing/ Midwifery Student	238	308	210	342	347	+109	+39	+5	608
Nursing/ Midwifery other	148	103	112	111	110	-37	+7	-0	126
Nursing & Midwifery	10,161	11,650	12,724	13,350	13,329	+3,168	+1,678	-22	14,669
Therapy Professions	1,028	1,231	1,294	1,301	1,298	+271	+67	-2	1,453
Health Science/ Diagnostics	1,848	2,037	2,087	2,115	2,131	+283	+94	+16	2,344
Social Care	1	1	1	1	1	-1	-1	+0	1
Pharmacy	445	484	512	527	537	+93	+54	+10	579
Psychologists	92	115	142	141	137	+45	+22	-3	166
Social Workers	257	300	334	329	325	+67	+25	-5	357
H&SC, Other	98	130	122	129	124	+26	-6	-5	146
Health & Social Care Professionals	3,769	4,298	4,492	4,542	4,554	+785	+255	+11	5,046
Management (VIII & above)	262	368	377	386	378	+116	+10	-8	383
Administrative/ Supervisory (V to VII)	1,451	1,841	2,104	2,123	2,129	+678	+289	+6	2,243
Clerical (III & IV)	2,772	3,015	3,184	3,209	3,234	+462	+220	+25	3,714
Management & Administrative	4,486	5,224	5,665	5,719	5,742	+1,256	+518	+23	6,340
Support	2,415	2,590	2,591	2,604	2,624	+209	+34	+20	2,998
Maintenance/ Technical	238	266	261	261	266	+27	-0	+5	269
General Support	2,653	2,856	2,852	2,865	2,889	+236	+33	+25	3,267
Health Care Assistants	1,873	2,314	2,565	2,553	2,570	+697	+256	+17	2,887
Care, other	65	76	134	127	129	+64	+52	+2	146
Patient & Client Care	1,938	2,390	2,698	2,679	2,699	+761	+309	+19	3,033



Employment Report by Grade Group: JUL 2024

National Ambulance Service JUL 2024	WTE DEC 2019	WTE DEC 2022	WTE DEC 2023	WTE JUN 2024	WTE JUL 2024	WTE change since DEC 2019	WTE change since DEC 2022	WTE change since JUN 2024	No. JUL 2024
Total National Ambulance Service	1,933	2,067	2,321	2,352	2,343	+410	+276	-9	2,410
Consultants	1	1	1	1	1	+0	+0	+0	1
Medical & Dental	1	1	1	1	1	+0	+0	+0	1
Nurse/ Midwife Manager	1	3	3	7	7	+6	+4	-0	7
Staff Nurse/ Staff Midwife	1					-1			
Nursing & Midwifery	2	3	3	7	7	+5	+4	-0	7
Therapy Professions	1					-1			
Pharmacy				1	1	+1	+1	+0	1
H&SC, Other			14	32	40	+40	+40	+7	41
Health & Social Care Professionals	1		14	33	41	+40	+41	+7	42
Management (VIII & above)	12	21	40	42	42	+30	+21	+0	42
Administrative/ Supervisory (V to VII)	29	50	85	90	96	+68	+46	+7	98
Clerical (III & IV)	41	45	61	60	58	+16	+12	-2	62
Management & Administrative	82	116	186	191	196	+114	+80	+5	202
Support	4	3	2	1	2	-2	-2	+0	3
Maintenance/ Technical	2	1	1	1	1	-1	+0	+0	1
General Support	6	4	3	2	3	-3	-2	+0	4
Health Care Assistants	2	1	1	1	1	-1	-0	-0	1
Ambulance Staff	1,825	1,931	2,103	2,108	2,087	+262	+156	-21	2,144
Care, other	15	11	10	9	9	-6	-2	-0	9
Patient & Client Care	1,841	1,942	2,114	2,118	2,096	+255	+154	-22	2,154



Children's Health Ireland JUL 2024	WTE DEC 2019	WTE DEC 2022	WTE DEC 2023	WTE JUN 2024	WTE JUL 2024	WTE change since DEC 2019	WTE change since DEC 2022	WTE change since JUN 2024	No. JUL 2024
Total Children's Health Ireland	3,602	4,108	4,522	4,510	4,488	+886	+380	-22	5,222
Consultants	220	279	299	304	307	+86	+28	+2	325
Registrars	204	226	249	256	259	+55	+33	+3	423
SHO/ Interns	88	107	125	128	121	+33	+15	-6	218
Medical/ Dental, other	1	1	1	1	1	+0	+0	+0	3
Medical & Dental	514	612	674	689	688	+174	+76	-1	969
Nurse/ Midwife Manager	331	375	376	385	389	+57	+14	+4	442
Nurse/ Midwife Specialist & AN/MP	152	206	261	244	242	+90	+36	-2	284
Staff Nurse/ Staff Midwife	805	882	985	1,044	1,042	+236	+160	-2	1,144
Nursing/ Midwifery Student	75	79	71	54	47	-28	-32	-7	65
Nursing/ Midwifery other	10	9	11	12	12	+1	+3	-1	14
Nursing & Midwifery	1,374	1,551	1,704	1,739	1,731	+357	+180	-8	1,949
Therapy Professions	136	160	172	161	158	+22	-2	-4	182
Health Science/ Diagnostics	280	304	322	326	325	+45	+22	-0	354
Pharmacy	45	58	62	65	65	+21	+7	+0	71
Psychologists	38	44	62	59	57	+18	+13	-2	72
Social Workers	57	64	71	68	67	+10	+3	-0	76
H&SC, Other	25	37	30	31	28	+3	-8	-3	37
Health & Social Care Professionals	581	666	720	710	700	+119	+34	-9	792
Management (VIII & above)	52	72	75	79	78	+25	+5	-1	78
Administrative/ Supervisory (V to VII)	272	358	438	413	413	+141	+55	+0	427
Clerical (III & IV)	420	430	441	427	426	+6	-4	-1	493
Management & Administrative	744	861	954	919	917	+173	+56	-2	998
Support	195	211	225	228	228	+33	+17	-0	257
Maintenance/ Technical	15	14	15	15	15	-0	+0	+0	15
General Support	210	225	240	243	242	+32	+17	-0	272
Health Care Assistants	165	181	220	202	201	+36	+20	-1	232
Care, other	14	10	9	9	8	-6	-2	-0	10
Patient & Client Care	179	191	229	211	209	+30	+18	-2	242



Dublin Midlands Hospital Group JUL 2024	WTE DEC 2019	WTE DEC 2022	WTE DEC 2023	WTE JUN 2024	WTE JUL 2024	WTE change since DEC 2019	WTE change since DEC 2022	WTE change since JUN 2024	No. JUL 2024
Total Dublin Midlands Hospital Group	11,732	13,424	14,540	15,009	15,027	+3,294	+1,603	+18	17,014
Consultants	498	611	668	691	699	+201	+88	+8	758
Registrars	545	638	689	701	718	+172	+80	+16	1,027
SHO/ Interns	479	542	585	579	563	+84	+20	-17	813
Medical/ Dental, other	9	11	12	11	13	+4	+2	+2	17
Medical & Dental	1,531	1,802	1,955	1,983	1,992	+462	+190	+9	2,615
Nurse/ Midwife Manager	949	1,081	1,159	1,163	1,155	+206	+74	-8	1,254
Nurse/ Midwife Specialist & AN/MP	218	334	413	452	466	+249	+132	+14	507
Staff Nurse/ Staff Midwife	3,076	3,421	3,751	4,006	4,005	+930	+584	-1	4,352
Nursing/ Midwifery Student	43	103	59	141	128	+85	+25	-14	241
Nursing/ Midwifery other	37	37	43	42	42	+4	+4	-0	49
Nursing & Midwifery	4,322	4,976	5,424	5,804	5,795	+1,473	+819	-9	6,403
Therapy Professions	392	485	521	528	524	+131	+38	-5	578
Health Science/ Diagnostics	1,049	1,127	1,173	1,190	1,189	+140	+62	-2	1,284
Pharmacy	236	251	269	277	283	+46	+32	+6	312
Psychologists	13	18	21	20	20	+7	+1	-0	23
Social Workers	79	91	107	107	108	+28	+17	+0	120
H&SC, Other	34	52	48	60	59	+24	+7	-1	64
Health & Social Care Professionals	1,804	2,024	2,139	2,182	2,181	+377	+157	-1	2,381
Management (VIII & above)	122	150	145	148	147	+25	-3	-1	150
Administrative/ Supervisory (V to VII)	517	660	749	766	766	+250	+106	+0	811
Clerical (III & IV)	1,156	1,236	1,386	1,395	1,402	+246	+166	+7	1,591
Management & Administrative	1,795	2,046	2,280	2,309	2,315	+521	+270	+7	2,552
Support	790	821	822	816	829	+39	+8	+13	942
Maintenance/ Technical	143	142	137	137	138	-5	-4	+1	140
General Support	933	963	959	953	968	+34	+5	+14	1,082
Health Care Assistants	1,326	1,581	1,707	1,703	1,700	+374	+120	-2	1,896
Care, other	22	33	76	75	75	+53	+42	+0	85
Patient & Client Care	1,348	1,613	1,783	1,777	1,775	+428	+162	-2	1,981



Ireland East Hospital Group JUL 2024	WTE DEC 2019	WTE DEC 2022	WTE DEC 2023	WTE JUN 2024	WTE JUL 2024	WTE change since DEC 2019	WTE change since DEC 2022	WTE change since JUN 2024	No. JUL 2024
Total Ireland East Hospital Group	10,375	12,394	13,335	13,635	13,673	+3,298	+1,279	+39	14,993
Consultants	459	556	590	604	604	+145	+49	+0	652
Registrars	513	623	645	666	700	+188	+77	+34	718
SHO/ Interns	483	573	669	657	647	+165	+74	-9	710
Medical/ Dental, other	21	31	31	31	31	+10	-0	+1	40
Medical & Dental	1,475	1,783	1,936	1,957	1,983	+508	+200	+26	2,120
Nurse/ Midwife Manager	833	1,048	1,139	1,149	1,154	+321	+106	+5	1,254
Nurse/ Midwife Specialist & AN/MP	237	298	351	368	368	+131	+71	+0	406
Staff Nurse/ Staff Midwife	2,816	3,329	3,637	3,806	3,820	+1,004	+491	+14	4,160
Nursing/ Midwifery Student	60	65	36	119	115	+55	+50	-4	213
Nursing/ Midwifery other	34	17	19	24	24	-10	+6	-1	26
Nursing & Midwifery	3,980	4,757	5,181	5,466	5,481	+1,501	+724	+15	6,059
Therapy Professions	401	481	512	523	517	+116	+35	-6	593
Health Science/ Diagnostics	576	686	729	735	741	+165	+55	+6	839
Social Care	1	1	1	1	1	-1	-1	+0	1
Pharmacy	152	192	206	208	209	+57	+16	+1	226
Psychologists	25	35	36	35	35	+10	-0	-0	41
Social Workers	52	73	92	92	91	+39	+19	-1	101
H&SC, Other	10	22	21	17	16	+6	-6	-1	22
Health & Social Care Professionals	1,218	1,491	1,597	1,611	1,610	+392	+119	-1	1,823
Management (VIII & above)	52	106	100	103	96	+44	-9	-7	98
Administrative/ Supervisory (V to VII)	396	614	679	681	681	+285	+67	-0	713
Clerical (III & IV)	1,180	1,208	1,310	1,301	1,297	+117	+89	-4	1,438
Management & Administrative	1,628	1,928	2,089	2,085	2,074	+447	+146	-11	2,249
Support	1,229	1,385	1,377	1,359	1,368	+139	-16	+9	1,513
Maintenance/ Technical	95	113	120	116	115	+20	+2	-1	118
General Support	1,324	1,498	1,497	1,475	1,483	+159	-14	+8	1,631
Health Care Assistants	730	919	1,010	1,017	1,022	+292	+103	+5	1,089
Care, other	20	19	25	22	20	-1	+1	-2	22
Patient & Client Care	750	938	1,035	1,039	1,042	+292	+104	+3	1,111



RCSI Hospitals Group JUL 2024	WTE DEC 2019	WTE DEC 2022	WTE DEC 2023	WTE JUN 2024	WTE JUL 2024	WTE change since DEC 2019	WTE change since DEC 2022	WTE change since JUN 2024	No. JUL 2024
Total RCSI Hospitals Group	13,764	16,234	16,998	17,294	17,355	+3,591	+1,121	+61	19,180
Consultants	641	782	848	887	901	+260	+120	+14	996
Registrars	692	821	856	862	907	+214	+86	+44	1,008
SHO/ Interns	643	760	825	795	786	+142	+26	-9	895
Medical/ Dental, other	10	10	10	10	11	+1	+1	+1	17
Medical & Dental	1,987	2,373	2,540	2,554	2,604	+617	+232	+50	2,916
Nurse/ Midwife Manager	1,062	1,359	1,424	1,436	1,442	+380	+83	+6	1,573
Nurse/ Midwife Specialist & AN/MP	292	439	487	518	517	+224	+78	-1	557
Staff Nurse/ Staff Midwife	3,720	4,279	4,609	4,773	4,752	+1,033	+473	-21	5,137
Nursing/ Midwifery Student	122	117	96	141	152	+29	+35	+10	265
Nursing/ Midwifery other	89	64	65	62	61	-29	-3	-1	69
Nursing & Midwifery	5,285	6,258	6,681	6,930	6,923	+1,638	+666	-6	7,601
Therapy Professions	498	624	628	642	647	+149	+22	+4	706
Health Science/ Diagnostics	875	1,005	1,008	1,017	1,022	+147	+17	+5	1,115
Pharmacy	188	226	236	227	233	+46	+7	+6	258
Psychologists	19	24	30	31	30	+11	+6	-1	35
Social Workers	99	119	126	127	126	+27	+7	-1	137
H&SC, Other	36	41	45	44	42	+5	+1	-3	49
Health & Social Care Professionals	1,715	2,040	2,073	2,089	2,100	+385	+60	+12	2,300
Management (VIII & above)	120	168	175	173	171	+51	+3	-2	175
Administrative/ Supervisory (V to VII)	541	751	832	850	854	+314	+104	+5	901
Clerical (III & IV)	1,388	1,542	1,544	1,543	1,544	+156	+2	+1	1,751
Management & Administrative	2,049	2,460	2,551	2,565	2,569	+520	+109	+4	2,827
Support	1,310	1,382	1,399	1,398	1,392	+83	+11	-6	1,564
Maintenance/ Technical	119	146	144	147	148	+29	+2	+1	151
General Support	1,429	1,528	1,544	1,545	1,540	+112	+13	-5	1,715
Health Care Assistants	1,252	1,528	1,562	1,564	1,571	+318	+42	+6	1,761
Care, other	47	47	48	47	47	+0	-0	-0	60
Patient & Client Care	1,299	1,576	1,610	1,611	1,617	+318	+42	+6	1,821



Saolta University Hospital Care JUL 2024	WTE DEC 2019	WTE DEC 2022	WTE DEC 2023	WTE JUN 2024	WTE JUL 2024	WTE change since DEC 2019	WTE change since DEC 2022	WTE change since JUN 2024	No. JUL 2024
Total Saolta University Hospital Care	9,253	11,327	12,091	12,018	11,950	+2,697	+623	-68	13,479
Consultants	463	511	556	572	571	+108	+59	-1	613
Registrars	445	507	533	552	583	+138	+76	+31	635
SHO/ Interns	535	668	723	704	688	+153	+20	-16	873
Medical/ Dental, other	10	12	12	26	20	+9	+8	-7	38
Medical & Dental	1,452	1,698	1,824	1,854	1,861	+408	+163	+7	2,159
Nurse/ Midwife Manager	567	713	812	792	789	+222	+76	-3	848
Nurse/ Midwife Specialist & AN/MP	218	315	367	378	374	+156	+60	-3	406
Staff Nurse/ Staff Midwife	2,764	3,303	3,520	3,475	3,443	+679	+141	-31	3,929
Public Health Nurse	1					-1			
Nursing/ Midwifery Student	50	120	56	104	106	+56	-15	+2	201
Nursing/ Midwifery other	33	34	39	43	43	+10	+9	-0	49
Nursing & Midwifery	3,633	4,485	4,794	4,791	4,756	+1,122	+270	-36	5,433
Therapy Professions	262	349	380	376	371	+109	+23	-5	412
Health Science/ Diagnostics	617	738	743	742	740	+123	+2	-3	826
Social Care	2	2	2	2	2	+0	-0	-0	3
Pharmacy	137	191	203	208	206	+70	+15	-1	234
Psychologists	1	3	7	8	8	+7	+4	-0	8
Social Workers	26	43	54	53	53	+27	+10	-0	59
H&SC, Other	19	31	41	31	23	+4	-7	-8	37
Health & Social Care Professionals	1,065	1,357	1,430	1,421	1,404	+339	+47	-17	1,579
Management (VIII & above)	51	62	67	64	64	+13	+2	-0	66
Administrative/ Supervisory (V to VII)	237	384	444	439	435	+198	+51	-4	454
Clerical (III & IV)	1,048	1,252	1,346	1,304	1,290	+243	+38	-14	1,422
Management & Administrative	1,335	1,698	1,857	1,806	1,789	+454	+91	-18	1,942
Support	836	919	939	936	937	+102	+18	+1	1,031
Maintenance/ Technical	103	103	104	98	97	-6	-6	-2	99
General Support	939	1,022	1,043	1,034	1,034	+95	+12	-0	1,130
Health Care Assistants	799	980	1,046	1,015	1,011	+212	+31	-4	1,129
Care, other	30	86	99	97	96	+66	+10	-0	107
Patient & Client Care	830	1,066	1,144	1,112	1,108	+278	+41	-4	1,236



South/South West Hospital Group JUL 2024	WTE DEC 2019	WTE DEC 2022	WTE DEC 2023	WTE JUN 2024	WTE JUL 2024	WTE change since DEC 2019	WTE change since DEC 2022	WTE change since JUN 2024	No. JUL 2024
Total South/South West Hospital Group	7,641	9,152	9,961	10,073	10,070	+2,429	+918	-3	11,365
Consultants	335	392	454	483	484	+149	+93	+1	518
Registrars	353	440	476	500	528	+175	+88	+28	542
SHO/ Interns	370	430	474	460	434	+64	+4	-26	498
Medical/ Dental, other	7	9	7	7	6	-1	-3	-1	12
Medical & Dental	1,066	1,270	1,411	1,449	1,452	+386	+182	+3	1,570
Nurse/ Midwife Manager	624	689	771	754	762	+138	+72	+8	853
Nurse/ Midwife Specialist & AN/MP	95	184	231	232	233	+139	+49	+1	254
Staff Nurse/ Staff Midwife	2,268	2,673	2,962	3,027	3,003	+736	+330	-24	3,418
Nursing/ Midwifery Student	62	49	26	86	94	+32	+44	+8	177
Nursing/ Midwifery other	9	11	14	15	15	+6	+4	+1	18
Nursing & Midwifery	3,058	3,606	4,003	4,114	4,107	+1,049	+501	-7	4,720
Therapy Professions	233	344	390	388	382	+148	+38	-7	434
Health Science/ Diagnostics	586	669	671	662	667	+81	-2	+5	771
Pharmacy	94	145	151	143	141	+47	-4	-2	162
Psychologists	2	6	12	12	13	+11	+7	+1	16
Social Workers	29	39	43	44	43	+15	+4	-0	48
H&SC, Other	19	14	19	7	6	-13	-8	-1	6
Health & Social Care Professionals	963	1,216	1,286	1,256	1,252	+289	+36	-4	1,437
Management (VIII & above)	41	63	62	63	63	+22	+0	+0	64
Administrative/ Supervisory (V to VII)	199	304	366	355	353	+154	+49	-2	386
Clerical (III & IV)	883	969	987	968	968	+84	-1	-0	1,086
Management & Administrative	1,123	1,336	1,415	1,386	1,384	+260	+48	-2	1,536
Support	907	1,087	1,106	1,120	1,123	+216	+36	+3	1,263
Maintenance/ Technical	13	13	15	16	17	+5	+4	+2	18
General Support	920	1,100	1,121	1,136	1,140	+221	+40	+5	1,281
Health Care Assistants	498	606	684	689	689	+191	+84	+0	769
Care, other	13	18	42	43	45	+33	+27	+2	52
Patient & Client Care	511	624	726	732	734	+223	+111	+2	821



University of Limerick Hospital Group JUL 2024	WTE DEC 2019	WTE DEC 2022	WTE DEC 2023	WTE JUN 2024	WTE JUL 2024	WTE change since DEC 2019	WTE change since DEC 2022	WTE change since JUN 2024	No. JUL 2024
Total University of Limerick Hospital Group	4,146	5,222	5,661	5,785	5,766	+1,620	+544	-19	6,340
Consultants	165	198	226	236	234	+69	+36	-2	249
Registrars	190	236	263	272	289	+99	+53	+18	297
SHO/ Interns	197	252	315	320	301	+104	+48	-19	358
Medical/ Dental, other	1	1	1	1	1	+0	+0	+0	2
Medical & Dental	553	687	805	828	825	+272	+137	-4	906
Nurse/ Midwife Manager	325	430	463	478	477	+151	+47	-2	509
Nurse/ Midwife Specialist & AN/MP	76	121	148	153	154	+78	+33	+1	164
Staff Nurse/ Staff Midwife	1,226	1,471	1,525	1,551	1,544	+318	+73	-7	1,720
Nursing/ Midwifery Student	19	4	7	48	48	+29	+44	+0	93
Nursing/ Midwifery other	11	13	14	13	14	+3	+1	+1	17
Nursing & Midwifery	1,657	2,040	2,157	2,244	2,238	+581	+198	-6	2,503
Therapy Professions	84	120	137	156	158	+74	+38	+2	175
Health Science/ Diagnostics	252	261	293	288	288	+36	+28	+1	321
Pharmacy	45	61	64	66	67	+22	+6	+1	76
Psychologists	3	5	7	8	8	+5	+3	-0	10
Social Workers	11	13	11	15	15	+4	+2	-0	16
H&SC, Other	7	12	13	9	9	+2	-2	+0	11
Health & Social Care Professionals	403	471	525	542	546	+143	+75	+4	609
Management (VIII & above)	36	46	48	50	49	+13	+3	-1	49
Administrative/ Supervisory (V to VII)	103	213	243	235	233	+130	+20	-3	246
Clerical (III & IV)	485	573	602	615	609	+124	+36	-6	654
Management & Administrative	624	832	893	900	891	+267	+59	-10	949
Support	286	726	730	725	729	+442	+2	+3	790
Maintenance/ Technical	39	37	39	37	36	-2	-1	-1	37
General Support	325	764	769	763	765	+440	+1	+2	827
Health Care Assistants	577	422	506	503	497	-81	+74	-6	539
Care, other	8	6	6	6	6	-2	-1	-0	7
Patient & Client Care	585	429	512	508	502	-83	+73	-6	546



other Acute Services JUL 2024	WTE DEC 2019	WTE DEC 2022	WTE DEC 2023	WTE JUN 2024	WTE JUL 2024	WTE change since DEC 2019	WTE change since DEC 2022	WTE change since JUN 2024	No. JUL 2024
Total other Acute Services	91	127	148	144	128	+36	+1	-16	132
Consultants			1	0	0	+0	+0	+0	1
Medical & Dental			1	0	0	+0	+0	+0	1
Nurse/ Midwife Manager	14	17	21	22	18	+4	+1	-4	18
Nursing & Midwifery	14	17	21	22	18	+4	+1	-4	18
Health Science/ Diagnostics	3	4	14	13	13	+10	+9	-0	13
Pharmacy	4	8	13	14	14	+10	+5	-0	14
Social Workers	1					-1			
Health & Social Care Professionals	8	12	26	26	26	+18	+14	-0	27
Management (VIII & above)	31	34	37	38	33	+2	-1	-5	34
Administrative/ Supervisory (V to VII)	34	54	57	52	46	+12	-8	-6	48
Clerical (III & IV)	4	9	6	5	4	-0	-5	-1	4
Management & Administrative	69	97	101	95	83	+14	-14	-12	86



Employment Report by Grade Group: JUL 2024

Ambulance Services JUL 2024	WTE DEC 2019	WTE DEC 2022	WTE DEC 2023	WTE JUN 2024	WTE JUL 2024	WTE change since DEC 2019	WTE change since DEC 2022	WTE change since JUN 2024	No. JUL 2024
Total Ambulance Services	1,933	2,067	2,321	2,352	2,343	+410	+276	-9	2,410
Consultants	1	1	1	1	1	+0	+0	+0	1
Medical & Dental	1	1	1	1	1	+0	+0	+0	1
Nurse/ Midwife Manager	1	3	3	7	7	+6	+4	-0	7
Staff Nurse/ Staff Midwife	1					-1			
Nursing & Midwifery	2	3	3	7	7	+5	+4	-0	7
Therapy Professions	1					-1			
Pharmacy				1	1	+1	+1	+0	1
H&SC, Other			14	32	40	+40	+40	+7	41
Health & Social Care Professionals	1		14	33	41	+40	+41	+7	42
Management (VIII & above)	12	21	40	42	42	+30	+21	+0	42
Administrative/ Supervisory (V to VII)	29	50	85	90	96	+68	+46	+7	98
Clerical (III & IV)	41	45	61	60	58	+16	+12	-2	62
Management & Administrative	82	116	186	191	196	+114	+80	+5	202
Support	4	3	2	1	2	-2	-2	+0	3
Maintenance/ Technical	2	1	1	1	1	-1	+0	+0	1
General Support	6	4	3	2	3	-3	-2	+0	4
Health Care Assistants	2	1	1	1	1	-1	-0	-0	1
Ambulance Staff	1,825	1,931	2,103	2,108	2,087	+262	+156	-21	2,144
Care, other	15	11	10	9	9	-6	-2	-0	9
Patient & Client Care	1,841	1,942	2,114	2,118	2,096	+255	+154	-22	2,154



Bantry General JUL 2024	WTE DEC 2019	WTE DEC 2022	WTE DEC 2023	WTE JUN 2024	WTE JUL 2024	WTE change since DEC 2019	WTE change since DEC 2022	WTE change since JUN 2024	No. JUL 2024
Total Bantry General	266	333	327	334	328	+62	-5	-5	379
Consultants	4	7	6	6	6	+2	-1	-0	7
Registrars	6	9	6	5	3	-3	-6	-2	4
SHO/ Interns	13	14	14	13	13	+0	-1	+0	15
Medical/ Dental, other	0	1	1	1	1	+0	-0	+0	3
Medical & Dental	24	30	27	25	23	-0	-7	-2	29
Nurse/ Midwife Manager	28	37	36	31	32	+5	-5	+1	35
Nurse/ Midwife Specialist & AN/MP	2	5	5	8	8	+6	+3	+0	9
Staff Nurse/ Staff Midwife	83	97	102	110	106	+23	+9	-3	123
Nursing/ Midwifery Student		1					-1		
Nursing & Midwifery	112	140	143	149	147	+34	+7	-2	167
Therapy Professions	8	12	11	11	10	+2	-2	-0	12
Health Science/ Diagnostics	17	21	20	20	20	+2	-1	-1	24
Pharmacy	2	3	2	2	2	+0	-0	-0	3
Health & Social Care Professionals	28	36	34	33	32	+5	-3	-1	39
Management (VIII & above)		1	1	1	1	+1	+0	+0	1
Administrative/ Supervisory (V to VII)	4	4	5	5	5	+2	+1	+0	6
Clerical (III & IV)	21	29	27	26	26	+4	-4	-1	31
Management & Administrative	25	35	33	32	32	+7	-3	-0	38
Support	20	20	22	23	23	+2	+2	-0	25
Maintenance/ Technical	1	1	1	1	1	+0	+0	+0	1
General Support	21	21	23	24	24	+2	+2	-0	26
Health Care Assistants	56	71	66	69	69	+14	-1	+0	77
Care, other	1	1	1	1	1	+0	+0	+0	3
Patient & Client Care	56	71	67	70	70	+14	-1	+0	80



Beaumont JUL 2024	WTE DEC 2019	WTE DEC 2022	WTE DEC 2023	WTE JUN 2024	WTE JUL 2024	WTE change since DEC 2019	WTE change since DEC 2022	WTE change since JUN 2024	No. JUL 2024
Total Beaumont	3,846	4,346	4,499	4,560	4,600	+754	+254	+39	4,993
Consultants	199	248	249	267	273	+74	+25	+6	299
Registrars	198	228	236	227	248	+50	+20	+20	249
SHO/ Interns	179	201	231	204	207	+28	+6	+3	207
Medical/ Dental, other	5	3	2	3	3	-2	-0	+0	4
Medical & Dental	581	679	718	701	730	+150	+51	+29	759
Nurse/ Midwife Manager	296	352	369	361	361	+65	+9	+0	393
Nurse/ Midwife Specialist & AN/MP	70	96	110	129	128	+58	+32	-1	136
Staff Nurse/ Staff Midwife	908	1,103	1,113	1,185	1,173	+265	+70	-12	1,229
Nursing/ Midwifery Student	59	3	33	33	33	-27	+30	+0	65
Nursing/ Midwifery other	25	11	13	13	13	-12	+2	+0	14
Nursing & Midwifery	1,358	1,565	1,638	1,720	1,708	+350	+143	-12	1,837
Therapy Professions	151	166	166	166	169	+17	+3	+3	181
Health Science/ Diagnostics	277	289	290	301	308	+31	+19	+7	336
Pharmacy	46	45	50	46	47	+1	+2	+1	51
Psychologists	11	13	14	14	14	+3	+2	-0	17
Social Workers	33	37	38	37	36	+3	-1	-1	39
H&SC, Other	10	14	12	17	17	+7	+3	-0	19
Health & Social Care Professionals	529	564	571	582	591	+62	+27	+9	643
Management (VIII & above)	29	38	43	43	43	+14	+5	+0	44
Administrative/ Supervisory (V to VII)	180	238	242	256	258	+78	+20	+2	272
Clerical (III & IV)	389	399	404	393	400	+11	+1	+7	465
Management & Administrative	598	675	689	692	702	+103	+26	+9	781
Support	430	430	442	438	435	+5	+5	-3	494
Maintenance/ Technical	37	57	54	51	52	+15	-4	+1	54
General Support	467	487	497	489	487	+20	+1	-1	548
Health Care Assistants	304	366	379	367	372	+68	+6	+4	414
Care, other	9	9	8	9	9	-0	+0	+0	11
Patient & Client Care	313	375	387	376	381	+68	+6	+5	425



CHI Corporate JUL 2024	WTE DEC 2019	WTE DEC 2022	WTE DEC 2023	WTE JUN 2024	WTE JUL 2024	WTE change since DEC 2019	WTE change since DEC 2022	WTE change since JUN 2024	No. JUL 2024
Total CHI Corporate	3	40	53	42	47	+44	+7	+5	49
Consultants		2	2	3	3	+3	+1	+0	3
Medical & Dental		2	2	3	3	+3	+1	+0	3
Nurse/ Midwife Manager		1	3	1	1	+1	+0	+0	1
Nurse/ Midwife Specialist & AN/MP					1	+1	+1	+1	1
Nursing & Midwifery		1	3	1	2	+2	+1	+1	2
Health Science/ Diagnostics			5	3	4	+4	+4	+1	4
Psychologists			1						
H&SC, Other				1	1	+1	+1	+0	1
Health & Social Care Professionals			6	4	5	+5	+5	+1	5
Management (VIII & above)	3	18	17	15	15	+12	-4	-0	15
Administrative/ Supervisory (V to VII)		12	18	12	15	+15	+3	+3	15
Clerical (III & IV)		7	7	7	8	+8	+2	+1	9
Management & Administrative	3	37	42	34	38	+35	+1	+3	39



CHI Programme JUL 2024	WTE DEC 2019	WTE DEC 2022	WTE DEC 2023	WTE JUN 2024	WTE JUL 2024	WTE change since DEC 2019	WTE change since DEC 2022	WTE change since JUN 2024	No. JUL 2024
Total CHI Programme	57	111	186	179	179	+122	+68	+0	181
Consultants	1	6	3	3	3	+2	-3	+0	3
Medical & Dental	1	6	3	3	3	+2	-3	+0	3
Nurse/ Midwife Manager	4	5	10	14	15	+11	+10	+1	15
Nursing & Midwifery	4	5	10	14	15	+11	+10	+1	15
Therapy Professions	2	3	3	4	2	-0	-1	-2	2
Health Science/ Diagnostics	5	8	6	7	7	+2	-1	+0	7
Pharmacy		1	3	3	3	+3	+2	+0	3
Psychologists				1	1	+1	+1	+0	1
Health & Social Care Professionals	7	11	12	15	13	+6	+1	-2	13
Management (VIII & above)	14	22	26	28	28	+14	+6	+0	28
Administrative/ Supervisory (V to VII)	22	52	112	100	99	+77	+47	-1	100
Clerical (III & IV)	10	16	23	18	19	+9	+3	+1	19
Management & Administrative	45	90	161	146	146	+100	+56	-1	147
Support			1	1	3	+3	+3	+2	3
General Support			1	1	3	+3	+3	+2	3



CHI at Connolly JUL 2024	WTE DEC 2019	WTE DEC 2022	WTE DEC 2023	WTE JUN 2024	WTE JUL 2024	WTE change since DEC 2019	WTE change since DEC 2022	WTE change since JUN 2024	No. JUL 2024
Total CHI at Connolly	136	146	146	140	140	+5	-6	+1	170
Consultants	10	9	9	8	9	-0	+0	+1	10
Registrars	11	6	3	3	3	-8	-3	-0	5
SHO/ Interns	4	4	6	6	5	+1	+1	-1	8
Medical & Dental	24	19	19	17	17	-8	-2	-0	23
Nurse/ Midwife Manager	17	19	16	15	16	-1	-4	+0	20
Nurse/ Midwife Specialist & AN/MP	2	8	9	8	9	+7	+1	+1	10
Staff Nurse/ Staff Midwife	17	23	27	24	24	+6	+0	-0	32
Nursing & Midwifery	37	51	51	48	48	+12	-2	+1	62
Therapy Professions	5	6	4	4	4	-1	-2	-0	4
Health Science/ Diagnostics	11	9	10	12	12	+1	+3	-0	12
Pharmacy	2	1	2	2	2	-0	+1	-0	2
Psychologists	4	6	6	7	7	+3	+0	-0	9
Social Workers	7	10	9	6	6	-1	-4	-0	7
H&SC, Other	2	2	2	3	3	+0	+0	+0	4
Health & Social Care Professionals	31	35	33	33	33	+2	-2	-1	38
Administrative/ Supervisory (V to VII)	4	5	6	5	5	+1	+0	+0	5
Clerical (III & IV)	26	23	22	24	26	+0	+3	+2	29
Management & Administrative	30	28	28	29	31	+1	+3	+2	34
Support	3	3	3	3	3	+0	+0	+0	3
General Support	3	3	3	3	3	+0	+0	+0	3
Health Care Assistants	10	11	11	9	9	-2	-2	-1	10
Patient & Client Care	10	11	11	9	9	-2	-2	-1	10



CHI at Crumlin JUL 2024	WTE DEC 2019	WTE DEC 2022	WTE DEC 2023	WTE JUN 2024	WTE JUL 2024	WTE change since DEC 2019	WTE change since DEC 2022	WTE change since JUN 2024	No. JUL 2024
Total CHI at Crumlin	1,967	2,232	2,403	2,426	2,400	+433	+168	-25	2,792
Consultants	112	135	148	148	150	+38	+15	+2	158
Registrars	105	115	127	135	130	+25	+15	-5	219
SHO/ Interns	38	48	52	54	49	+11	+1	-5	92
Medical/ Dental, other	1	1	1	1	1	+0	+0	+0	1
Medical & Dental	255	298	328	337	330	+74	+31	-7	470
Nurse/ Midwife Manager	159	181	204	205	206	+47	+25	+1	231
Nurse/ Midwife Specialist & AN/MP	103	135	147	139	135	+32	-0	-4	158
Staff Nurse/ Staff Midwife	477	543	560	589	590	+113	+47	+1	645
Nursing/ Midwifery Student	37	40	35	32	26	-11	-14	-6	36
Nursing/ Midwifery other	7	7	8	8	8	+1	+1	-1	9
Nursing & Midwifery	783	906	954	973	965	+182	+59	-9	1,079
Therapy Professions	66	74	88	85	83	+17	+10	-1	95
Health Science/ Diagnostics	171	188	194	202	200	+29	+12	-1	217
Pharmacy	34	44	47	50	50	+15	+6	-0	54
Psychologists	18	19	31	30	28	+10	+9	-2	36
Social Workers	28	29	36	34	34	+6	+5	+0	37
H&SC, Other	16	21	16	15	14	-2	-7	-1	19
Health & Social Care Professionals	333	374	412	415	409	+76	+35	-6	458
Management (VIII & above)	17	18	18	22	21	+4	+3	-1	21
Administrative/ Supervisory (V to VII)	121	168	176	173	173	+52	+5	+0	182
Clerical (III & IV)	206	200	211	207	204	-2	+4	-3	239
Management & Administrative	344	386	405	402	398	+55	+12	-4	442
Support	139	148	160	157	158	+19	+9	+1	182
Maintenance/ Technical	10	10	10	9	9	-1	-1	+0	9
General Support	149	158	170	166	166	+18	+8	+1	191
Health Care Assistants	97	103	128	126	126	+29	+23	+0	145
Care, other	7	7	7	7	6	-1	-0	-0	7
Patient & Client Care	104	110	134	132	133	+29	+23	+0	152



CHI at Tallaght JUL 2024	WTE DEC 2019	WTE DEC 2022	WTE DEC 2023	WTE JUN 2024	WTE JUL 2024	WTE change since DEC 2019	WTE change since DEC 2022	WTE change since JUN 2024	No. JUL 2024
Total CHI at Tallaght	255	305	321	325	325	+69	+20	-0	391
Consultants	18	27	32	38	37	+19	+10	-1	38
Registrars	20	20	18	21	23	+3	+3	+2	36
SHO/ Interns	17	19	23	20	20	+3	+1	+0	38
Medical & Dental	55	65	73	79	80	+25	+15	+1	112
Nurse/ Midwife Manager	37	43	35	33	35	-2	-8	+2	42
Nurse/ Midwife Specialist & AN/MP	8	14	25	23	23	+16	+9	+1	27
Staff Nurse/ Staff Midwife	80	81	91	99	99	+19	+18	+0	105
Nursing/ Midwifery Student		4	2	3	3	+3	-1	+0	3
Nursing/ Midwifery other	3	1	2	1	1	-2	+0	+0	1
Nursing & Midwifery	128	142	155	159	161	+33	+19	+3	178
Therapy Professions	9	17	13	11	9	+0	-8	-2	12
Health Science/ Diagnostics	2	3	3	3	3	+1	-0	-0	4
Psychologists	2	6	5	4	4	+2	-2	+0	6
Social Workers	5	4	5	5	5	+1	+2	+0	6
H&SC, Other	2	2	3	3	3	+1	+1	+0	3
Health & Social Care Professionals	20	32	29	27	25	+5	-8	-2	31
Management (VIII & above)	2	1	1	1	1	-1	+0	+0	1
Administrative/ Supervisory (V to VII)	10	12	12	13	12	+2	+0	-0	13
Clerical (III & IV)	28	38	35	33	31	+3	-7	-2	37
Management & Administrative	40	51	48	46	44	+4	-6	-2	51
Support	4	1	1	1	1	-2	+0	+0	2
General Support	4	1	1	1	1	-2	+0	+0	2
Health Care Assistants	8	13	14	13	13	+6	+1	-0	17
Care, other	1					-1			
Patient & Client Care	9	13	14	13	13	+5	+1	-0	17



CHI at Temple Street JUL 2024	WTE DEC 2019	WTE DEC 2022	WTE DEC 2023	WTE JUN 2024	WTE JUL 2024	WTE change since DEC 2019	WTE change since DEC 2022	WTE change since JUN 2024	No. JUL 2024
Total CHI at Temple Street	1,184	1,274	1,413	1,399	1,396	+212	+123	-2	1,639
Consultants	79	101	104	104	104	+25	+4	+0	113
Registrars	69	85	100	97	104	+34	+18	+6	163
SHO/ Interns	29	36	44	48	47	+18	+12	-1	80
Medical/ Dental, other	1	1	1	1	1	+0	+0	+0	2
Medical & Dental	178	222	249	250	256	+78	+33	+6	358
Nurse/ Midwife Manager	114	126	108	116	116	+2	-10	-1	133
Nurse/ Midwife Specialist & AN/MP	39	49	80	74	73	+34	+24	-0	88
Staff Nurse/ Staff Midwife	231	235	307	332	329	+98	+94	-3	362
Nursing/ Midwifery Student	38	36	35	20	18	-20	-17	-1	26
Nursing/ Midwifery other	1	1	2	3	3	+2	+2	-0	4
Nursing & Midwifery	424	447	532	545	540	+116	+93	-5	613
Therapy Professions	54	61	65	58	59	+5	-2	+2	69
Health Science/ Diagnostics	92	95	103	99	99	+8	+4	+1	110
Pharmacy	8	12	10	11	11	+3	-1	+0	12
Psychologists	14	13	19	17	17	+3	+4	+0	20
Social Workers	18	20	22	22	22	+4	+1	-1	26
H&SC, Other	5	12	10	10	8	+3	-4	-2	10
Health & Social Care Professionals	191	214	229	216	217	+26	+3	+1	247
Management (VIII & above)	17	13	14	13	13	-4	-0	+0	13
Administrative/ Supervisory (V to VII)	114	110	114	111	110	-5	-0	-1	112
Clerical (III & IV)	151	146	142	137	138	-13	-9	+1	160
Management & Administrative	282	269	270	260	260	-21	-9	+0	285
Support	50	58	59	65	63	+13	+5	-3	67
Maintenance/ Technical	5	5	6	6	6	+1	+1	+0	6
General Support	55	63	65	71	69	+14	+6	-3	73
Health Care Assistants	50	55	67	54	52	+3	-3	-1	60
Care, other	6	3	2	2	2	-4	-1	+0	3
Patient & Client Care	56	58	69	55	54	-1	-4	-1	63



Cappagh National Orthopaedic JUL 2024	WTE DEC 2019	WTE DEC 2022	WTE DEC 2023	WTE JUN 2024	WTE JUL 2024	WTE change since DEC 2019	WTE change since DEC 2022	WTE change since JUN 2024	No. JUL 2024
Total Cappagh National Orthopaedic	426	500	531	540	539	+113	+39	-0	599
Consultants	16	20	21	22	22	+6	+2	+0	25
Registrars	18	23	25	24	22	+4	-1	-3	23
SHO/ Interns	12	18	16	15	15	+3	-3	+0	15
Medical & Dental	46	60	62	61	58	+12	-2	-3	63
Nurse/ Midwife Manager	41	43	49	49	50	+9	+7	+1	56
Nurse/ Midwife Specialist & AN/MP	9	11	7	7	7	-1	-4	+0	9
Staff Nurse/ Staff Midwife	103	108	119	129	128	+25	+20	-1	142
Nursing/ Midwifery other	2	1	1	1	1	-1	+0	+0	1
Nursing & Midwifery	155	164	177	186	186	+31	+22	-0	208
Therapy Professions	33	40	29	31	33	-1	-8	+2	36
Health Science/ Diagnostics	25	39	34	33	33	+9	-5	+1	35
Pharmacy	5	6	5	5	5	+0	-0	+0	6
Psychologists	1	1	1	1	1	+0	+0	+0	1
Social Workers	7	8	6	6	5	-3	-4	-2	5
Health & Social Care Professionals	71	93	75	76	77	+6	-17	+1	83
Management (VIII & above)	4	6	7	7	7	+3	+1	+0	7
Administrative/ Supervisory (V to VII)	22	30	45	43	43	+22	+14	+0	46
Clerical (III & IV)	40	54	58	61	61	+21	+7	+0	69
Management & Administrative	66	89	110	111	111	+45	+22	+0	122
Support	62	59	26	24	24	-37	-35	+0	26
Maintenance/ Technical	1	5	5	7	7	+6	+2	+0	7
General Support	63	64	31	31	31	-31	-33	+0	33
Health Care Assistants	26	29	77	74	76	+49	+46	+2	90
Patient & Client Care	26	29	77	74	76	+49	+46	+2	90



Cavan General JUL 2024	WTE DEC 2019	WTE DEC 2022	WTE DEC 2023	WTE JUN 2024	WTE JUL 2024	WTE change since DEC 2019	WTE change since DEC 2022	WTE change since JUN 2024	No. JUL 2024
Total Cavan General	1,034	1,293	1,321	1,347	1,338	+304	+45	-9	1,489
Consultants	31	40	46	46	45	+14	+5	-1	46
Registrars	51	60	63	66	69	+18	+9	+3	72
SHO/ Interns	57	69	78	72	69	+12	-0	-3	73
Medical & Dental	139	170	186	184	183	+43	+13	-1	191
Nurse/ Midwife Manager	91	128	132	131	132	+40	+4	+1	146
Nurse/ Midwife Specialist & AN/MP	21	35	39	40	41	+20	+6	+1	46
Staff Nurse/ Staff Midwife	284	363	373	411	411	+127	+48	-0	460
Nursing/ Midwifery Student		1	3				-1		
Nursing/ Midwifery other	2	1	2	1	1	-0	+1	-0	2
Nursing & Midwifery	398	527	549	583	585	+187	+57	+1	654
Therapy Professions	31	41	45	45	44	+13	+4	-0	55
Health Science/ Diagnostics	66	80	78	80	79	+12	-1	-1	90
Pharmacy	17	28	28	26	26	+9	-2	-1	30
Social Workers	1	3	3	5	5	+4	+2	+0	5
H&SC, Other	2	2	2	2	1	-2	-1	-2	1
Health & Social Care Professionals	118	153	156	158	154	+37	+2	-3	181
Management (VIII & above)	6	8	7	6	6	-0	-2	-0	6
Administrative/ Supervisory (V to VII)	16	45	52	51	52	+36	+7	+0	55
Clerical (III & IV)	128	126	118	119	117	-12	-9	-2	131
Management & Administrative	151	179	177	177	175	+24	-5	-2	192
Support	65	67	78	78	77	+12	+10	-1	84
Maintenance/ Technical	13	13	15	15	15	+2	+2	-0	15
General Support	78	80	93	93	91	+13	+12	-2	99
Health Care Assistants	146	182	157	151	148	+2	-34	-3	170
Care, other	4	3	2	2	2	-2	-1	-0	2
Patient & Client Care	150	185	159	153	150	+0	-35	-3	172



Connolly JUL 2024	WTE DEC 2019	WTE DEC 2022	WTE DEC 2023	WTE JUN 2024	WTE JUL 2024	WTE change since DEC 2019	WTE change since DEC 2022	WTE change since JUN 2024	No. JUL 2024
Total Connolly	1,334	1,586	1,637	1,628	1,614	+280	+28	-14	1,858
Consultants	64	84	90	92	90	+26	+6	-2	95
Registrars	56	69	68	69	68	+12	-2	-1	111
SHO/ Interns	71	89	93	95	91	+21	+3	-4	155
Medical/ Dental, other	0	1	1	1	1	+1	+0	+0	3
Medical & Dental	191	243	252	257	250	+59	+8	-7	364
Nurse/ Midwife Manager	102	127	129	126	127	+25	-0	+0	139
Nurse/ Midwife Specialist & AN/MP	24	36	41	41	42	+18	+6	+1	45
Staff Nurse/ Staff Midwife	373	424	472	475	476	+103	+52	+1	507
Nursing/ Midwifery Student	1	2	3	10	11	+10	+9	+1	21
Nursing/ Midwifery other	4	4	4	3	3	-1	-1	+0	3
Nursing & Midwifery	503	593	649	655	658	+155	+65	+3	715
Therapy Professions	47	64	59	64	61	+14	-3	-3	68
Health Science/ Diagnostics	83	110	110	106	105	+22	-5	-0	117
Pharmacy	26	33	37	31	33	+7	+1	+2	39
Social Workers	12	13	13	13	12	+0	-0	-0	15
Health & Social Care Professionals	168	219	219	214	212	+44	-7	-2	239
Management (VIII & above)	7	9	7	7	7	-0	-2	-1	8
Administrative/ Supervisory (V to VII)	41	62	57	58	60	+19	-2	+2	62
Clerical (III & IV)	137	155	148	139	135	-2	-20	-4	154
Management & Administrative	185	226	212	204	201	+16	-24	-3	224
Support	113	123	124	121	119	+6	-4	-2	132
Maintenance/ Technical	12	10	11	11	10	-2	-0	-1	10
General Support	124	133	135	132	129	+4	-4	-3	142
Health Care Assistants	150	162	160	154	151	+2	-11	-3	161
Care, other	12	11	11	12	13	+1	+2	+1	13
Patient & Client Care	162	173	172	166	164	+2	-9	-2	174



Coombe Women & Infants University JUL 2024	WTE DEC 2019	WTE DEC 2022	WTE DEC 2023	WTE JUN 2024	WTE JUL 2024	WTE change since DEC 2019	WTE change since DEC 2022	WTE change since JUN 2024	No. JUL 2024
Total Coombe Women & Infants University	890	939	980	1,050	1,055	+165	+115	+4	1,172
Consultants	32	39	45	49	49	+17	+9	-0	53
Registrars	39	49	42	43	46	+6	-4	+3	46
SHO/ Interns	28	27	32	34	34	+6	+7	-0	34
Medical & Dental	99	115	119	126	128	+29	+13	+2	133
Nurse/ Midwife Manager	73	86	101	107	107	+34	+21	+0	119
Nurse/ Midwife Specialist & AN/MP	11	16	21	24	25	+13	+9	+1	26
Staff Nurse/ Staff Midwife	261	235	235	269	264	+3	+30	-5	282
Nursing/ Midwifery Student	13	6	6	15	14	+1	+8	-1	28
Nursing/ Midwifery other	16	16	19	17	17	+1	+1	+0	20
Nursing & Midwifery	374	358	382	431	427	+53	+69	-4	475
Therapy Professions	8	10	12	15	14	+6	+5	-1	16
Health Science/ Diagnostics	52	55	57	60	59	+7	+3	-1	62
Pharmacy	7	8	8	7	6	-1	-2	-1	6
Psychologists	1	1	1	1	1	+0	+0	+0	1
Social Workers	7	9	12	11	11	+4	+2	+0	12
H&SC, Other			2	2	1	+1	+1	-1	1
Health & Social Care Professionals	74	83	92	95	92	+18	+9	-4	98
Management (VIII & above)	7	9	8	8	8	+1	-1	+0	8
Administrative/ Supervisory (V to VII)	47	57	64	66	68	+21	+11	+2	72
Clerical (III & IV)	93	95	98	108	109	+16	+13	+0	130
Management & Administrative	147	162	170	182	184	+38	+23	+2	210
Support	137	144	137	136	141	+3	-3	+5	159
Maintenance/ Technical	9	7	7	6	7	-2	+0	+1	7
General Support	146	151	144	142	148	+1	-3	+6	166
Health Care Assistants	48	67	71	72	74	+26	+7	+1	88
Care, other	2	3	3	2	2	+0	-1	+0	2
Patient & Client Care	49	70	74	74	76	+26	+6	+1	90



Cork University JUL 2024	WTE DEC 2019	WTE DEC 2022	WTE DEC 2023	WTE JUN 2024	WTE JUL 2024	WTE change since DEC 2019	WTE change since DEC 2022	WTE change since JUN 2024	No. JUL 2024
Total Cork University	4,014	4,782	5,235	5,334	5,341	+1,326	+559	+7	5,997
Consultants	205	239	289	303	308	+103	+69	+4	331
Registrars	214	266	291	320	340	+126	+74	+20	351
SHO/ Interns	179	205	242	235	224	+45	+19	-11	267
Medical/ Dental, other	6	6	5	5	5	-1	-1	-0	9
Medical & Dental	604	716	827	864	877	+273	+161	+12	958
Nurse/ Midwife Manager	270	300	355	351	358	+87	+57	+7	400
Nurse/ Midwife Specialist & AN/MP	58	108	131	133	133	+75	+25	-0	146
Staff Nurse/ Staff Midwife	1,250	1,454	1,626	1,708	1,693	+443	+239	-15	1,908
Nursing/ Midwifery Student	55	39	22	51	56	+0	+16	+5	102
Nursing/ Midwifery other	3	4	5	6	6	+3	+2	-0	7
Nursing & Midwifery	1,637	1,905	2,139	2,249	2,245	+608	+340	-4	2,563
Therapy Professions	121	190	219	214	211	+91	+22	-3	231
Health Science/ Diagnostics	377	417	417	410	412	+35	-5	+2	467
Pharmacy	46	80	83	81	78	+32	-2	-3	89
Psychologists		4	10	9	10	+10	+6	+1	13
Social Workers	16	24	25	25	24	+8	+0	-0	27
H&SC, Other	13	9	15	7	6	-7	-3	-1	6
Health & Social Care Professionals	573	724	768	745	742	+168	+17	-4	833
Management (VIII & above)	10	18	17	16	17	+7	-1	+1	17
Administrative/ Supervisory (V to VII)	82	125	149	145	145	+62	+20	-0	153
Clerical (III & IV)	387	402	379	357	359	-28	-43	+3	405
Management & Administrative	480	545	545	518	521	+41	-24	+3	575
Support	545	664	666	670	669	+124	+5	-1	748
Maintenance/ Technical	2	1	2	3	2	+0	+1	-0	3
General Support	547	666	668	673	672	+125	+6	-1	751
Health Care Assistants	164	215	268	262	262	+98	+47	+0	294
Care, other	9	11	19	22	22	+13	+11	+0	23
Patient & Client Care	173	226	287	284	284	+111	+59	+0	317



Croom Orthopaedic JUL 2024	WTE DEC 2019	WTE DEC 2022	WTE DEC 2023	WTE JUN 2024	WTE JUL 2024	WTE change since DEC 2019	WTE change since DEC 2022	WTE change since JUN 2024	No. JUL 2024
Total Croom Orthopaedic	156	303	320	308	305	+149	+2	-3	330
Consultants	5	12	12	12	11	+6	-1	-1	12
Registrars	3	12	13	12	12	+9	+0	+0	13
SHO/ Interns	5	12	11	8	7	+2	-5	-1	7
Medical & Dental	13	35	36	32	30	+17	-5	-2	32
Nurse/ Midwife Manager	14	27	28	27	28	+14	+0	+1	28
Nurse/ Midwife Specialist & AN/MP	6	10	11	11	11	+5	+1	+0	11
Staff Nurse/ Staff Midwife	50	90	87	85	83	+32	-7	-3	94
Nursing/ Midwifery Student		1					-1		
Nursing & Midwifery	70	128	125	122	121	+51	-7	-2	133
Therapy Professions		5	10	8	8	+8	+3	+1	10
Health Science/ Diagnostics	1	1	1	1	1	-0	-0	+0	1
H&SC, Other				1	1	+1	+1	+0	1
Health & Social Care Professionals	1	6	10	10	10	+9	+4	+1	12
Administrative/ Supervisory (V to VII)	2	5	4	4	4	+2	-1	+0	4
Clerical (III & IV)	15	29	34	31	31	+16	+2	-0	35
Management & Administrative	17	34	38	35	35	+18	+2	+0	39
Support	7	49	38	37	36	+29	-13	-1	38
Maintenance/ Technical	2	1	1	1	1	-1	+0	+0	1
General Support	9	50	39	38	37	+28	-13	-1	39
Health Care Assistants	44	49	70	70	70	+26	+21	+0	74
Care, other	1	1	1	1	1	-0	-0	-0	1
Patient & Client Care	45	50	71	71	71	+26	+21	+0	75



DMHG HQ JUL 2024	WTE DEC 2019	WTE DEC 2022	WTE DEC 2023	WTE JUN 2024	WTE JUL 2024	WTE change since DEC 2019	WTE change since DEC 2022	WTE change since JUN 2024	No. JUL 2024
Total DMHG HQ	33	59	76	79	78	+44	+19	-1	80
Nurse/ Midwife Manager	3	6	8	7	7	+4	+0	-0	7
Nursing & Midwifery	3	6	8	7	7	+4	+0	-0	7
H&SC, Other			1	0	0	+0	+0	-0	1
Health & Social Care Professionals			1	0	0	+0	+0	-0	1
Management (VIII & above)	15	16	19	18	18	+3	+2	-0	18
Administrative/ Supervisory (V to VII)	16	28	39	43	42	+26	+14	-1	43
Clerical (III & IV)		8	9	11	11	+11	+3	+0	11
Management & Administrative	30	52	67	72	71	+40	+18	-1	72



Ennis JUL 2024	WTE DEC 2019	WTE DEC 2022	WTE DEC 2023	WTE JUN 2024	WTE JUL 2024	WTE change since DEC 2019	WTE change since DEC 2022	WTE change since JUN 2024	No. JUL 2024
Total Ennis	235	257	273	290	289	+53	+32	-1	322
Consultants	8	8	9	9	9	+1	+1	+0	10
Registrars	3	5	6	6	6	+3	+2	+0	7
SHO/ Interns	5	9	11	11	9	+4	-0	-2	9
Medical & Dental	16	21	26	26	24	+8	+3	-2	26
Nurse/ Midwife Manager	27	29	28	29	29	+2	-1	-0	31
Nurse/ Midwife Specialist & AN/MP	2	7	9	11	11	+9	+4	+0	11
Staff Nurse/ Staff Midwife	79	76	77	88	88	+9	+12	+0	103
Nursing & Midwifery	108	112	114	128	128	+20	+16	+0	145
Therapy Professions	5	5	6	5	6	+0	+1	+0	7
Health Science/ Diagnostics	15	15	17	19	18	+4	+4	-0	22
Pharmacy	2	3	2	2	2	+1	-0	+0	3
Health & Social Care Professionals	22	22	24	27	26	+5	+5	-0	32
Administrative/ Supervisory (V to VII)	2	4	4	5	4	+2	-0	-1	5
Clerical (III & IV)	42	40	41	38	38	-4	-3	-0	41
Management & Administrative	44	45	45	43	42	-2	-3	-1	46
Support	14	45	47	46	49	+35	+4	+3	53
General Support	14	45	47	46	49	+35	+4	+3	53
Health Care Assistants	32	11	17	20	19	-13	+8	-1	20
Patient & Client Care	32	11	17	20	19	-13	+8	-1	20



Galway University JUL 2024	WTE DEC 2019	WTE DEC 2022	WTE DEC 2023	WTE JUN 2024	WTE JUL 2024	WTE change since DEC 2019	WTE change since DEC 2022	WTE change since JUN 2024	No. JUL 2024
Total Galway University	3,607	4,280	4,548	4,472	4,466	+859	+186	-7	4,990
Consultants	229	254	271	272	270	+41	+16	-1	298
Registrars	205	235	246	247	277	+72	+42	+31	281
SHO/ Interns	222	278	290	286	293	+71	+14	+7	343
Medical/ Dental, other	4	6	6	20	14	+10	+9	-6	30
Medical & Dental	661	773	814	825	855	+193	+81	+30	952
Nurse/ Midwife Manager	189	236	260	248	248	+58	+11	-0	266
Nurse/ Midwife Specialist & AN/MP	86	122	137	141	140	+55	+19	-1	153
Staff Nurse/ Staff Midwife	1,107	1,234	1,390	1,328	1,311	+204	+78	-16	1,464
Public Health Nurse	1					-1			
Nursing/ Midwifery Student	21	98	25	47	48	+27	-50	+1	89
Nursing/ Midwifery other	10	11	16	15	15	+5	+4	-1	17
Nursing & Midwifery	1,415	1,700	1,828	1,779	1,762	+347	+62	-17	1,989
Therapy Professions	109	152	160	157	154	+45	+2	-3	173
Health Science/ Diagnostics	295	340	347	352	348	+54	+8	-3	390
Social Care	2	2	2	2	2	+0	-0	-0	3
Pharmacy	46	71	69	69	69	+22	-2	-0	79
Psychologists	1	2	6	7	7	+6	+4	-0	7
Social Workers	19	28	35	35	34	+16	+6	-0	37
H&SC, Other	10	17	22	17	13	+2	-5	-4	23
Health & Social Care Professionals	483	613	642	638	627	+144	+14	-11	712
Management (VIII & above)	11	12	13	13	13	+2	+1	-0	13
Administrative/ Supervisory (V to VII)	96	133	153	149	147	+51	+13	-3	155
Clerical (III & IV)	390	449	486	468	462	+73	+14	-6	515
Management & Administrative	496	594	652	631	622	+125	+28	-9	683
Support	236	253	248	247	252	+16	-1	+6	270
Maintenance/ Technical	36	36	34	33	32	-4	-4	-1	33
General Support	271	289	282	279	284	+13	-5	+5	303
Health Care Assistants	265	295	309	298	294	+29	-1	-4	327
Care, other	15	16	21	22	22	+7	+6	-0	24
Patient & Client Care	280	310	330	320	316	+36	+6	-4	351



IEHG Bank JUL 2024	WTE DEC 2019	WTE DEC 2022	WTE DEC 2023	WTE JUN 2024	WTE JUL 2024	WTE change since DEC 2019	WTE change since DEC 2022	WTE change since JUN 2024	No. JUL 2024
Total IEHG Bank		23	38	31	30	+30	+7	-1	40
Nurse/ Midwife Manager			0	1	0	+0	+0	-0	1
Nurse/ Midwife Specialist & AN/MP			0						
Staff Nurse/ Staff Midwife		23	37	29	28	+28	+6	-0	36
Nursing & Midwifery		23	38	29	29	+29	+6	-1	37
Health Science/ Diagnostics			0	1	1	+1	+1	+0	2
Health & Social Care Professionals			0	1	1	+1	+1	+0	2
Health Care Assistants		0	0	0	0	+0	-0	-0	1
Patient & Client Care		0	0	0	0	+0	-0	-0	1



IEHG HQ JUL 2024	WTE DEC 2019	WTE DEC 2022	WTE DEC 2023	WTE JUN 2024	WTE JUL 2024	WTE change since DEC 2019	WTE change since DEC 2022	WTE change since JUN 2024	No. JUL 2024
Total IEHG HQ	30	78	75	69	67	+37	-11	-3	72
Nurse/ Midwife Manager	3	8	9	9	9	+6	+1	+0	9
Nursing & Midwifery	3	8	9	9	9	+6	+1	+0	9
Health Science/ Diagnostics	1	1	1	1	1	+0	+0	+0	1
Pharmacy			1						
Social Workers			1	1	1	+1	+1	+0	1
H&SC, Other		5	3	0	0	+0	-5	-0	3
Health & Social Care Professionals	1	6	6	2	2	+1	-4	-0	5
Management (VIII & above)	6	26	25	25	24	+18	-2	-1	25
Administrative/ Supervisory (V to VII)	17	34	33	30	29	+13	-5	-1	31
Clerical (III & IV)	2	3	3	3	2	-0	-1	-1	2
Management & Administrative	25	64	60	58	55	+31	-8	-2	58
Maintenance/ Technical	1					-1			
General Support	1					-1			



Letterkenny University JUL 2024	WTE DEC 2019	WTE DEC 2022	WTE DEC 2023	WTE JUN 2024	WTE JUL 2024	WTE change since DEC 2019	WTE change since DEC 2022	WTE change since JUN 2024	No. JUL 2024
Total Letterkenny University	1,607	2,089	2,204	2,206	2,204	+596	+115	-3	2,528
Consultants	58	68	73	78	78	+20	+10	-0	82
Registrars	63	63	67	76	77	+14	+13	+0	90
SHO/ Interns	87	106	118	112	106	+19	-1	-6	159
Medical/ Dental, other		0	1	1	1	+1	+0	+0	1
Medical & Dental	208	238	259	267	261	+54	+23	-6	332
Nurse/ Midwife Manager	100	132	153	145	143	+43	+11	-2	156
Nurse/ Midwife Specialist & AN/MP	38	52	62	69	68	+30	+16	-1	73
Staff Nurse/ Staff Midwife	448	614	625	623	622	+174	+8	-1	726
Nursing/ Midwifery Student	7	7		17	17	+9	+10	+0	34
Nursing/ Midwifery other	3	4	4	8	8	+5	+5	+0	9
Nursing & Midwifery	597	810	843	862	859	+262	+49	-3	998
Therapy Professions	38	50	53	52	53	+15	+3	+1	58
Health Science/ Diagnostics	91	110	111	111	113	+22	+4	+2	124
Pharmacy	21	33	45	44	44	+23	+12	+0	49
Social Workers	1	3	3	3	3	+2	-0	-0	3
H&SC, Other	2	3	5	2	2	+0	-1	+0	2
Health & Social Care Professionals	153	198	218	212	215	+63	+17	+3	236
Management (VIII & above)	6	7	8	8	7	+2	+0	-0	8
Administrative/ Supervisory (V to VII)	25	54	67	64	65	+39	+11	+0	67
Clerical (III & IV)	192	245	257	252	254	+61	+9	+2	276
Management & Administrative	223	305	332	324	326	+102	+21	+2	351
Support	233	260	258	258	258	+25	-2	-0	285
Maintenance/ Technical	14	15	16	14	14	+0	-1	+0	14
General Support	246	275	273	272	272	+26	-3	-0	299
Health Care Assistants	178	239	256	247	248	+70	+9	+1	286
Care, other	2	23	24	22	22	+20	-1	-0	26
Patient & Client Care	180	262	280	269	270	+90	+8	+1	312



Lourdes Orthopaedic Kilcreene JUL 2024	WTE DEC 2019	WTE DEC 2022	WTE DEC 2023	WTE JUN 2024	WTE JUL 2024	WTE change since DEC 2019	WTE change since DEC 2022	WTE change since JUN 2024	No. JUL 2024
Total Lourdes Orthopaedic Kilcreene	70	71	70	73	70	+0	-1	-3	79
Consultants	2	2	2	2	2	+0	+0	+0	2
SHO/ Interns	5	5	5	5	2	-3	-3	-3	2
Medical/ Dental, other		1	1	1	1	+1	+0	+0	1
Medical & Dental	7	8	8	8	5	-2	-3	-3	5
Nurse/ Midwife Manager	7	7	6	6	5	-2	-1	-0	6
Staff Nurse/ Staff Midwife	29	33	33	37	37	+8	+4	+0	44
Nursing & Midwifery	37	40	38	42	43	+6	+3	+0	50
Administrative/ Supervisory (V to VII)			1	1	1	+1	+1	+0	1
Clerical (III & IV)	7	7	6	8	8	+1	+1	-0	8
Management & Administrative	7	7	7	9	9	+2	+2	-0	9
Support	20	17	17	14	14	-6	-2	+0	15
General Support	20	17	17	14	14	-6	-2	+0	15



Louth County JUL 2024	WTE DEC 2019	WTE DEC 2022	WTE DEC 2023	WTE JUN 2024	WTE JUL 2024	WTE change since DEC 2019	WTE change since DEC 2022	WTE change since JUN 2024	No. JUL 2024
Total Louth County	277	309	305	302	298	+21	-11	-4	332
Consultants	2	2	2	2	2	+0	+0	+0	2
Registrars	1	1	1	1	1	+0	+0	+0	1
Medical & Dental	3	3	3	3	3	+0	+0	+0	3
Nurse/ Midwife Manager	19	24	25	26	25	+7	+1	-1	27
Nurse/ Midwife Specialist & AN/MP	6	4	3	3	3	-3	-1	-0	3
Staff Nurse/ Staff Midwife	61	73	75	75	76	+14	+2	+1	88
Nursing/ Midwifery Student	1			1		-1		-1	
Nursing & Midwifery	86	102	103	105	103	+17	+2	-1	118
Therapy Professions	18	18	17	17	17	-1	-1	-0	18
Health Science/ Diagnostics	10	13	13	12	12	+2	-1	-0	14
Pharmacy	4	4	5	5	5	+1	+1	-0	5
Health & Social Care Professionals	31	35	35	34	33	+2	-1	-0	37
Management (VIII & above)	2	1	1	1	1	-1	+0	+0	1
Administrative/ Supervisory (V to VII)	5	10	11	12	12	+7	+2	-0	12
Clerical (III & IV)	50	55	48	48	47	-3	-8	-1	51
Management & Administrative	57	65	60	61	60	+3	-6	-1	64
Support	51	48	49	47	46	-5	-1	-1	53
Maintenance/ Technical	5	5	6	7	7	+2	+2	+0	7
General Support	56	53	55	54	53	-3	+0	-1	60
Health Care Assistants	43	50	47	45	44	+1	-6	-1	48
Care, other	1	2	2	1	1	+0	-1	+0	2
Patient & Client Care	44	52	49	46	45	+1	-7	-1	50



MRH Mullingar JUL 2024	WTE DEC 2019	WTE DEC 2022	WTE DEC 2023	WTE JUN 2024	WTE JUL 2024	WTE change since DEC 2019	WTE change since DEC 2022	WTE change since JUN 2024	No. JUL 2024
Total MRH Mullingar	914	1,098	1,150	1,171	1,167	+254	+70	-4	1,277
Consultants	34	47	48	47	47	+13	+0	+1	48
Registrars	56	55	58	62	62	+6	+7	-0	62
SHO/ Interns	55	69	78	73	66	+11	-3	-7	66
Medical/ Dental, other	2	2	2	1	1	-1	-1	-0	1
Medical & Dental	146	173	186	183	176	+29	+3	-7	177
Nurse/ Midwife Manager	71	89	95	95	97	+25	+8	+2	105
Nurse/ Midwife Specialist & AN/MP	13	22	25	26	26	+13	+3	-0	27
Staff Nurse/ Staff Midwife	240	280	262	275	291	+50	+10	+15	328
Nursing/ Midwifery Student	1	7	4	15	8	+7	+2	-7	17
Nursing/ Midwifery other	2	2	3	3	3	+2	+2	-0	4
Nursing & Midwifery	328	400	390	415	425	+97	+24	+10	481
Therapy Professions	25	37	36	41	41	+16	+4	+1	46
Health Science/ Diagnostics	70	83	92	94	92	+21	+8	-2	98
Pharmacy	16	16	21	18	18	+2	+2	-0	23
Psychologists		1	0	1	1	+1	-0	+0	1
Social Workers		2	2	1	1	+1	-1	+0	1
H&SC, Other	0		1	3	3	+2	+3	-0	3
Health & Social Care Professionals	112	139	152	157	155	+43	+16	-2	172
Management (VIII & above)	5	5	5	5	4	-1	-1	-1	5
Administrative/ Supervisory (V to VII)	22	45	39	41	39	+17	-6	-1	40
Clerical (III & IV)	101	100	124	123	123	+22	+23	+0	132
Management & Administrative	128	150	169	168	167	+38	+17	-2	177
Support	26	30	38	36	35	+10	+5	-1	37
Maintenance/ Technical	13	15	13	13	13	-0	-2	+0	13
General Support	39	45	51	49	48	+9	+3	-1	50
Health Care Assistants	159	189	202	198	197	+37	+7	-2	219
Care, other	1	1	1	1	1	+0	+0	+0	1
Patient & Client Care	160	190	203	199	198	+37	+7	-2	220



MRH Portlaoise JUL 2024	WTE DEC 2019	WTE DEC 2022	WTE DEC 2023	WTE JUN 2024	WTE JUL 2024	WTE change since DEC 2019	WTE change since DEC 2022	WTE change since JUN 2024	No. JUL 2024
Total MRH Portlaoise	750	847	907	920	917	+168	+70	-3	1,001
Consultants	23	23	25	27	30	+7	+6	+2	31
Registrars	35	38	48	46	49	+14	+11	+3	51
SHO/ Interns	38	43	49	50	45	+7	+2	-5	45
Medical & Dental	96	105	121	124	124	+28	+19	+0	127
Nurse/ Midwife Manager	61	76	81	77	79	+18	+3	+2	85
Nurse/ Midwife Specialist & AN/MP	16	28	28	33	32	+15	+4	-1	34
Staff Nurse/ Staff Midwife	202	256	251	260	258	+56	+2	-1	292
Nursing/ Midwifery Student	9		1	5	4	-5	+4	-0	9
Nursing/ Midwifery other	2	3	2	2	2	-0	-0	-0	3
Nursing & Midwifery	291	362	364	377	376	+84	+13	-1	423
Therapy Professions	14	17	20	23	22	+8	+5	-1	24
Health Science/ Diagnostics	38	46	50	50	49	+11	+2	-1	54
Pharmacy	13	13	15	14	14	+2	+1	+1	16
Social Workers		1			1	+1	+0	+1	1
Health & Social Care Professionals	65	77	85	86	86	+21	+9	-0	95
Management (VIII & above)	3	5	5	5	5	+2	+0	+0	5
Administrative/ Supervisory (V to VII)	13	22	21	20	21	+8	-1	+1	21
Clerical (III & IV)	81	72	99	100	98	+17	+27	-1	105
Management & Administrative	97	98	125	124	124	+27	+26	-0	131
Support	17	21	24	24	24	+7	+3	+0	26
Maintenance/ Technical	8	8	8	8	8	+0	-0	+0	8
General Support	25	30	32	32	32	+7	+3	+0	34
Health Care Assistants	175	173	179	176	175	-0	+1	-1	190
Care, other	1	1	1	1	1	+0	+0	+0	1
Patient & Client Care	176	174	180	177	176	-0	+1	-1	191



MRH Tullamore JUL 2024	WTE DEC 2019	WTE DEC 2022	WTE DEC 2023	WTE JUN 2024	WTE JUL 2024	WTE change since DEC 2019	WTE change since DEC 2022	WTE change since JUN 2024	No. JUL 2024
Total MRH Tullamore	1,101	1,247	1,373	1,418	1,402	+301	+155	-16	1,540
Consultants	47	54	62	73	73	+25	+19	-1	79
Registrars	41	56	65	67	76	+34	+20	+8	77
SHO/ Interns	46	55	59	58	48	+3	-7	-9	49
Medical/ Dental, other	2	2	2	2	2	-0	+0	+0	2
Medical & Dental	136	166	187	200	198	+62	+32	-2	207
Nurse/ Midwife Manager	86	96	109	108	109	+23	+13	+1	118
Nurse/ Midwife Specialist & AN/MP	23	30	35	37	37	+14	+7	-0	40
Staff Nurse/ Staff Midwife	294	327	370	394	392	+98	+65	-2	444
Nursing/ Midwifery Student	6	28	8	22	15	+9	-13	-7	26
Nursing/ Midwifery other	1		2	2	2	+1	+2	-0	2
Nursing & Midwifery	410	482	523	563	554	+145	+72	-8	630
Therapy Professions	32	42	46	48	48	+16	+6	+0	55
Health Science/ Diagnostics	83	93	101	101	100	+16	+6	-2	108
Pharmacy	24	31	36	38	38	+14	+7	+0	43
Social Workers		1	1	3	3	+3	+2	+0	3
H&SC, Other	1	1	0	4	4	+3	+3	+0	4
Health & Social Care Professionals	141	168	184	194	193	+52	+25	-1	213
Management (VIII & above)	5	4	4	5	5	-0	+1	-0	5
Administrative/ Supervisory (V to VII)	24	40	44	43	44	+20	+4	+0	45
Clerical (III & IV)	99	84	110	102	101	+2	+17	-1	110
Management & Administrative	128	128	157	151	149	+22	+22	-1	160
Support	28	30	34	29	28	-0	-2	-1	29
Maintenance/ Technical	27	27	28	28	28	+1	+0	-0	29
General Support	55	58	63	57	56	+1	-2	-1	58
Health Care Assistants	230	243	257	252	250	+20	+7	-2	270
Care, other	1	1	1	1	1	+0	+0	+0	2
Patient & Client Care	232	244	259	253	251	+20	+7	-2	272



Mallow General JUL 2024	WTE DEC 2019	WTE DEC 2022	WTE DEC 2023	WTE JUN 2024	WTE JUL 2024	WTE change since DEC 2019	WTE change since DEC 2022	WTE change since JUN 2024	No. JUL 2024
Total Mallow General	252	273	329	351	350	+98	+77	-1	394
Consultants	11	8	9	9	9	-2	+1	+0	10
Registrars	6	8	7	8	11	+5	+3	+3	11
SHO/ Interns	10	16	16	17	14	+3	-3	-3	16
Medical & Dental	27	32	31	34	34	+6	+1	-0	37
Nurse/ Midwife Manager	22	27	27	28	28	+6	+1	-0	30
Nurse/ Midwife Specialist & AN/MP	1	5	6	5	5	+4	-1	+0	5
Staff Nurse/ Staff Midwife	85	80	108	109	109	+24	+29	+1	131
Nursing & Midwifery	107	113	141	141	142	+34	+29	+0	166
Therapy Professions	5	5	4	7	6	+1	+2	-0	8
Health Science/ Diagnostics	14	14	16	14	15	+1	+2	+1	16
Pharmacy	3	3	5	2	3	-0	-0	+0	4
Health & Social Care Professionals	22	22	25	23	25	+3	+3	+1	28
Management (VIII & above)		1	1	1	1	+1	+0	+0	1
Administrative/ Supervisory (V to VII)	5	7	7	8	8	+2	+0	+0	10
Clerical (III & IV)	34	35	35	36	35	+1	+1	-1	38
Management & Administrative	39	43	43	45	44	+5	+1	-1	49
Support	12	22	37	50	49	+37	+28	-0	51
General Support	12	22	37	50	49	+37	+28	-0	51
Health Care Assistants	44	40	48	55	54	+10	+15	-1	59
Care, other	0	2	3	3	3	+3	+1	+0	4
Patient & Client Care	44	42	51	58	57	+13	+15	-1	63



Mater Misericordiae University JUL 2024	WTE DEC 2019	WTE DEC 2022	WTE DEC 2023	WTE JUN 2024	WTE JUL 2024	WTE change since DEC 2019	WTE change since DEC 2022	WTE change since JUN 2024	No. JUL 2024
Total Mater Misericordiae University	3,159	3,828	4,221	4,327	4,374	+1,215	+546	+47	4,766
Consultants	172	215	246	255	263	+92	+48	+8	310
Registrars	166	216	237	243	263	+97	+46	+20	270
SHO/ Interns	158	184	182	186	189	+32	+5	+4	190
Medical/ Dental, other	5	5	6	6	6	+1	+1	+0	9
Medical & Dental	501	621	670	690	722	+221	+101	+32	779
Nurse/ Midwife Manager	207	265	287	306	313	+106	+48	+8	333
Nurse/ Midwife Specialist & AN/MP	87	133	155	166	164	+77	+31	-2	175
Staff Nurse/ Staff Midwife	907	993	1,220	1,205	1,203	+296	+210	-2	1,275
Nursing/ Midwifery Student	12	62	8	37	38	+26	-25	+1	75
Nursing/ Midwifery other	44	36	33	32	32	-12	-4	+0	37
Nursing & Midwifery	1,258	1,489	1,703	1,745	1,750	+492	+261	+6	1,895
Therapy Professions	113	145	159	162	165	+51	+19	+3	173
Health Science/ Diagnostics	224	261	271	267	267	+42	+6	-0	281
Pharmacy	50	57	60	61	64	+14	+6	+2	65
Psychologists	7	10	13	14	13	+6	+3	-1	15
Social Workers	27	35	37	38	39	+12	+4	+1	39
H&SC, Other	22	22	29	24	24	+2	+2	-1	29
Health & Social Care Professionals	443	531	569	567	570	+128	+40	+4	602
Management (VIII & above)	32	54	56	56	56	+24	+2	-0	57
Administrative/ Supervisory (V to VII)	158	187	219	224	221	+63	+34	-3	234
Clerical (III & IV)	260	333	360	376	377	+117	+45	+1	425
Management & Administrative	450	574	636	657	655	+205	+81	-2	716
Support	251	286	303	313	313	+62	+28	-0	356
Maintenance/ Technical	24	24	23	26	26	+2	+2	+0	26
General Support	275	310	326	339	339	+64	+30	-0	382
Health Care Assistants	225	290	303	317	324	+99	+34	+7	377
Care, other	7	14	15	14	14	+6	-0	-0	15
Patient & Client Care	232	304	317	330	338	+105	+34	+7	392



Mayo University JUL 2024	WTE DEC 2019	WTE DEC 2022	WTE DEC 2023	WTE JUN 2024	WTE JUL 2024	WTE change since DEC 2019	WTE change since DEC 2022	WTE change since JUN 2024	No. JUL 2024
Total Mayo University	1,150	1,435	1,516	1,525	1,499	+349	+64	-27	1,674
Consultants	49	54	59	65	64	+15	+10	-0	66
Registrars	56	67	66	69	74	+18	+7	+5	76
SHO/ Interns	74	98	103	100	86	+11	-12	-14	97
Medical/ Dental, other	0	1				-0	-1		
Medical & Dental	179	220	229	233	224	+45	+4	-9	239
Nurse/ Midwife Manager	74	96	110	108	107	+33	+12	-1	112
Nurse/ Midwife Specialist & AN/MP	22	31	42	42	42	+21	+11	+1	47
Staff Nurse/ Staff Midwife	391	458	460	473	464	+73	+6	-9	532
Nursing/ Midwifery Student	0	10	19	18	19	+19	+9	+1	35
Nursing/ Midwifery other	2	5	7	7	6	+4	+2	-0	7
Nursing & Midwifery	489	600	637	647	639	+150	+39	-9	733
Therapy Professions	37	45	50	51	51	+14	+6	-0	56
Health Science/ Diagnostics	75	101	95	96	95	+20	-6	-1	106
Pharmacy	18	26	28	29	29	+11	+3	-0	34
Social Workers	3	4	7	8	8	+5	+4	+0	10
H&SC, Other	2	2	2	1	1	-1	-1	-0	2
Health & Social Care Professionals	136	178	181	185	184	+48	+6	-1	208
Management (VIII & above)	2	6	5	5	5	+3	-1	+0	5
Administrative/ Supervisory (V to VII)	21	41	52	51	51	+30	+10	+0	53
Clerical (III & IV)	131	170	170	161	158	+27	-11	-3	179
Management & Administrative	154	216	227	217	214	+60	-3	-3	237
Support	38	41	47	49	47	+9	+6	-2	51
Maintenance/ Technical	19	19	19	15	15	-4	-4	-1	16
General Support	57	59	66	64	62	+5	+2	-3	67
Health Care Assistants	134	151	164	164	162	+28	+11	-2	175
Care, other	1	11	14	15	15	+14	+4	-0	15
Patient & Client Care	135	162	177	179	177	+41	+15	-2	190



Mercy University JUL 2024	WTE DEC 2019	WTE DEC 2022	WTE DEC 2023	WTE JUN 2024	WTE JUL 2024	WTE change since DEC 2019	WTE change since DEC 2022	WTE change since JUN 2024	No. JUL 2024
Total Mercy University	1,173	1,435	1,532	1,473	1,483	+310	+48	+10	1,663
Consultants	45	54	56	57	56	+11	+3	-0	58
Registrars	53	57	73	63	71	+18	+14	+8	72
SHO/ Interns	71	89	84	77	76	+5	-13	-1	76
Medical & Dental	170	200	213	196	203	+34	+3	+7	206
Nurse/ Midwife Manager	129	141	143	136	136	+7	-5	+0	156
Nurse/ Midwife Specialist & AN/MP	10	21	32	31	31	+22	+10	+1	34
Staff Nurse/ Staff Midwife	282	368	399	376	375	+94	+7	-1	416
Nursing/ Midwifery Student	2	2	3	14	11	+9	+9	-3	21
Nursing/ Midwifery other	3	4	4	4	4	+1	+1	+0	5
Nursing & Midwifery	425	537	581	561	558	+133	+21	-3	632
Therapy Professions	33	46	52	49	49	+16	+3	+0	55
Health Science/ Diagnostics	87	108	102	105	106	+20	-2	+1	128
Pharmacy	22	27	30	26	28	+6	+1	+1	33
Psychologists	1	2	2	2	2	+1	+0	+0	2
Social Workers	8	8	10	11	11	+2	+3	+0	11
H&SC, Other	4	3	2			-4	-3		
Health & Social Care Professionals	155	194	198	193	196	+41	+3	+3	229
Management (VIII & above)	8	12	15	17	17	+9	+5	-0	17
Administrative/ Supervisory (V to VII)	40	60	66	65	63	+24	+4	-1	70
Clerical (III & IV)	167	185	192	185	184	+17	-1	-1	214
Management & Administrative	215	256	273	266	264	+49	+8	-2	301
Support	61	81	80	74	75	+14	-6	+1	89
Maintenance/ Technical	6	7	8	8	10	+4	+3	+2	10
General Support	67	88	88	82	85	+18	-3	+3	99
Health Care Assistants	138	157	164	159	160	+22	+3	+1	178
Care, other	3	3	15	14	16	+13	+13	+2	18
Patient & Client Care	141	160	179	173	176	+35	+16	+3	196



Monaghan JUL 2024	WTE DEC 2019	WTE DEC 2022	WTE DEC 2023	WTE JUN 2024	WTE JUL 2024	WTE change since DEC 2019	WTE change since DEC 2022	WTE change since JUN 2024	No. JUL 2024
Total Monaghan	101	157	174	179	179	+77	+21	-1	209
Nurse/ Midwife Manager	5	16	17	17	18	+13	+3	+1	20
Nurse/ Midwife Specialist & AN/MP	2	1	2	1	1	-0	-0	-0	2
Staff Nurse/ Staff Midwife	25	46	55	57	56	+31	+10	-1	68
Nursing & Midwifery	31	62	74	75	75	+44	+13	-0	90
Therapy Professions	11	13	15	17	17	+6	+3	-0	19
Health Science/ Diagnostics	8	14	13	14	14	+6	-0	-0	16
Pharmacy	1	2	1	1	1	+1	-0	+0	3
Health & Social Care Professionals	20	29	29	32	32	+12	+3	+0	38
Administrative/ Supervisory (V to VII)	1		1	1	1	+0	+1	+0	1
Clerical (III & IV)	16	18	20	20	20	+4	+3	-0	22
Management & Administrative	17	18	21	21	21	+4	+4	-0	23
Support	7	3	3	3	3	-4	-0	-0	3
Maintenance/ Technical	2	2	1	1	1	-1	-1	+0	1
General Support	9	5	4	4	4	-5	-1	-0	4
Health Care Assistants	24	42	45	46	46	+22	+4	-0	53
Care, other	1	1	1	1	1	+0	+0	+0	1
Patient & Client Care	25	43	46	47	47	+22	+4	-0	54



Naas General JUL 2024	WTE DEC 2019	WTE DEC 2022	WTE DEC 2023	WTE JUN 2024	WTE JUL 2024	WTE change since DEC 2019	WTE change since DEC 2022	WTE change since JUN 2024	No. JUL 2024
Total Naas General	759	931	996	1,023	1,026	+267	+95	+2	1,158
Consultants	26	25	27	28	26	+0	+1	-2	29
Registrars	26	31	31	37	39	+13	+7	+2	52
SHO/ Interns	39	40	41	39	42	+4	+2	+3	70
Medical & Dental	90	97	99	104	107	+17	+10	+3	151
Nurse/ Midwife Manager	65	82	80	78	76	+11	-6	-2	84
Nurse/ Midwife Specialist & AN/MP	19	25	33	33	34	+16	+10	+1	38
Staff Nurse/ Staff Midwife	201	248	257	282	280	+79	+33	-2	305
Nursing/ Midwifery other	1	4	2	3	3	+2	-1	-0	3
Nursing & Midwifery	286	358	372	397	394	+108	+36	-3	430
Therapy Professions	38	42	47	42	43	+6	+2	+1	46
Health Science/ Diagnostics	65	73	82	81	81	+15	+8	-1	89
Pharmacy	12	17	14	15	17	+5	+0	+2	21
Social Workers	2	2	5	7	7	+5	+5	+0	7
H&SC, Other				2	2	+2	+2	+0	2
Health & Social Care Professionals	117	133	148	147	149	+32	+16	+2	165
Management (VIII & above)	5	6	5	6	6	+1	-0	+0	6
Administrative/ Supervisory (V to VII)	12	34	39	37	35	+23	+2	-2	42
Clerical (III & IV)	71	69	89	87	88	+17	+19	+1	97
Management & Administrative	88	109	134	130	129	+41	+20	-1	145
Support	28	34	36	35	35	+8	+2	-0	40
Maintenance/ Technical	2	7	8	8	8	+5	+0	+0	8
General Support	30	41	44	43	43	+13	+2	-0	48
Health Care Assistants	146	192	199	201	203	+56	+10	+2	218
Care, other	1	1	1	1	1	+0	+0	+0	1
Patient & Client Care	147	193	200	202	204	+56	+11	+2	219



National Maternity JUL 2024	WTE DEC 2019	WTE DEC 2022	WTE DEC 2023	WTE JUN 2024	WTE JUL 2024	WTE change since DEC 2019	WTE change since DEC 2022	WTE change since JUN 2024	No. JUL 2024
Total National Maternity	880	955	983	1,027	1,025	+146	+71	-2	1,128
Consultants	34	41	45	42	43	+8	+2	+1	48
Registrars	36	46	50	50	50	+14	+4	+0	50
SHO/ Interns	21	25	24	23	24	+3	-1	+1	24
Medical/ Dental, other	1	2	2	2	2	+1	+0	+0	3
Medical & Dental	92	114	121	117	118	+26	+5	+2	125
Nurse/ Midwife Manager	120	149	152	156	156	+36	+8	+1	175
Nurse/ Midwife Specialist & AN/MP	15	18	18	19	19	+4	+0	+0	23
Staff Nurse/ Staff Midwife	246	230	233	247	244	-2	+14	-3	259
Nursing/ Midwifery Student	22	16	15	26	26	+4	+10	+0	36
Nursing/ Midwifery other	4	4	5	5	5	+1	+1	+0	5
Nursing & Midwifery	406	416	422	452	449	+43	+33	-3	498
Therapy Professions	11	14	20	23	23	+11	+8	+0	28
Health Science/ Diagnostics	41	40	40	43	45	+4	+5	+2	51
Pharmacy	7	7	7	8	7	+0	+0	-1	8
Psychologists	2	2	3	3	3	+0	+0	+0	4
Social Workers	7	9	13	14	14	+7	+5	+0	14
H&SC, Other		2	1	2	2	+2	-0	+0	2
Health & Social Care Professionals	69	75	84	92	93	+24	+18	+1	107
Management (VIII & above)	6	5	7	7	7	+1	+2	+0	7
Administrative/ Supervisory (V to VII)	51	63	62	62	63	+11	+0	+1	69
Clerical (III & IV)	80	79	87	90	87	+6	+8	-3	101
Management & Administrative	137	146	156	158	156	+19	+10	-2	177
Support	130	143	141	143	146	+17	+3	+4	157
Maintenance/ Technical	11	9	8	8	7	-4	-2	-1	7
General Support	141	152	149	151	153	+13	+1	+3	164
Health Care Assistants	35	51	52	57	55	+20	+4	-2	57
Patient & Client Care	35	51	52	57	55	+20	+4	-2	57



National Rehabilitation JUL 2024	WTE DEC 2019	WTE DEC 2022	WTE DEC 2023	WTE JUN 2024	WTE JUL 2024	WTE change since DEC 2019	WTE change since DEC 2022	WTE change since JUN 2024	No. JUL 2024
Total National Rehabilitation	457	632	695	720	727	+270	+96	+7	820
Consultants	12	13	14	14	13	+1	+0	-1	16
Registrars	4	8	10	10	13	+9	+5	+3	13
SHO/ Interns	6	10	8	8	12	+6	+2	+4	12
Medical & Dental	22	31	32	32	38	+16	+7	+7	41
Nurse/ Midwife Manager	33	48	45	46	46	+13	-2	-1	49
Nurse/ Midwife Specialist & AN/MP	3	1	5	7	7	+4	+6	+0	7
Staff Nurse/ Staff Midwife	91	129	140	150	150	+59	+21	+0	155
Nursing/ Midwifery other	1					-1			
Nursing & Midwifery	127	177	190	203	203	+75	+25	-1	211
Therapy Professions	92	121	125	133	133	+41	+12	+1	154
Health Science/ Diagnostics	4	7	7	8	8	+4	+2	+0	10
Social Care	1	1	1	1	1	-1	-1	+0	1
Pharmacy	6	10	12	14	14	+7	+4	+0	16
Psychologists	11	17	19	17	17	+7	+0	+0	20
Social Workers	12	19	22	22	23	+11	+4	+0	26
H&SC, Other	1	1	1	1	1	+0	+0	+0	1
Health & Social Care Professionals	127	175	186	196	197	+70	+22	+1	228
Management (VIII & above)	3	7	8	7	7	+4	+0	+0	7
Administrative/ Supervisory (V to VII)	28	39	48	55	55	+27	+15	+0	57
Clerical (III & IV)	38	41	48	50	51	+13	+10	+1	59
Management & Administrative	69	87	104	112	113	+43	+25	+1	123
Support	29	47	47	44	45	+15	-3	+0	74
Maintenance/ Technical	8	12	15	15	15	+7	+3	+0	15
General Support	37	59	62	59	60	+22	+0	+0	89
Health Care Assistants	71	99	115	116	115	+44	+15	-1	124
Care, other	3	3	5	3	3	+0	+0	+0	4
Patient & Client Care	74	102	120	119	118	+44	+15	-1	128



Nenagh JUL 2024	WTE DEC 2019	WTE DEC 2022	WTE DEC 2023	WTE JUN 2024	WTE JUL 2024	WTE change since DEC 2019	WTE change since DEC 2022	WTE change since JUN 2024	No. JUL 2024
Total Nenagh	250	294	340	345	349	+100	+55	+4	385
Consultants	4	9	8	8	8	+4	-1	+0	9
Registrars	4	3	6	8	8	+4	+5	+0	8
SHO/ Interns	8	6	11	9	14	+6	+8	+5	14
Medical & Dental	16	18	25	25	30	+14	+12	+5	31
Nurse/ Midwife Manager	28	33	36	38	37	+9	+4	-1	39
Nurse/ Midwife Specialist & AN/MP	4	12	16	17	16	+13	+4	-0	17
Staff Nurse/ Staff Midwife	81	89	101	104	103	+22	+13	-1	120
Nursing & Midwifery	113	135	153	158	156	+43	+21	-2	176
Therapy Professions	8	9	11	11	11	+3	+3	+0	14
Health Science/ Diagnostics	6	9	11	12	13	+7	+4	+1	15
Pharmacy	2	2	2	2	2	+1	-0	-0	3
Health & Social Care Professionals	16	20	25	26	27	+11	+7	+1	32
Administrative/ Supervisory (V to VII)	3	6	7	6	6	+3	+0	-0	6
Clerical (III & IV)	32	37	38	36	36	+4	-1	+0	39
Management & Administrative	35	43	45	42	42	+7	-1	-0	45
Support	9	24	32	37	38	+29	+14	+1	40
Maintenance/ Technical	3	4	4	4	4	+1	+0	+0	4
General Support	12	28	36	41	42	+30	+14	+1	44
Health Care Assistants	58	50	56	53	52	-6	+2	-1	56
Care, other		1	1	1	1	+1	+0	+0	1
Patient & Client Care	58	51	57	54	53	-5	+2	-1	57



Other Acute JUL 2024	WTE DEC 2019	WTE DEC 2022	WTE DEC 2023	WTE JUN 2024	WTE JUL 2024	WTE change since DEC 2019	WTE change since DEC 2022	WTE change since JUN 2024	No. JUL 2024
Total Other Acute	91	127	148	144	128	+36	+1	-16	132
Consultants			1	0	0	+0	+0	+0	1
Medical & Dental			1	0	0	+0	+0	+0	1
Nurse/ Midwife Manager	14	17	21	22	18	+4	+1	-4	18
Nursing & Midwifery	14	17	21	22	18	+4	+1	-4	18
Health Science/ Diagnostics	3	4	14	13	13	+10	+9	-0	13
Pharmacy	4	8	13	14	14	+10	+5	-0	14
Social Workers	1					-1			
Health & Social Care Professionals	8	12	26	26	26	+18	+14	-0	27
Management (VIII & above)	31	34	37	38	33	+2	-1	-5	34
Administrative/ Supervisory (V to VII)	34	54	57	52	46	+12	-8	-6	48
Clerical (III & IV)	4	9	6	5	4	-0	-5	-1	4
Management & Administrative	69	97	101	95	83	+14	-14	-12	86



Our Lady of Lourdes JUL 2024	WTE DEC 2019	WTE DEC 2022	WTE DEC 2023	WTE JUN 2024	WTE JUL 2024	WTE change since DEC 2019	WTE change since DEC 2022	WTE change since JUN 2024	No. JUL 2024
Total Our Lady of Lourdes	2,149	2,523	2,586	2,626	2,611	+462	+88	-14	2,838
Consultants	101	104	126	131	131	+30	+27	+0	138
Registrars	126	133	135	138	138	+12	+5	+1	141
SHO/ Interns	112	128	149	148	145	+33	+17	-3	163
Medical & Dental	339	365	410	417	414	+75	+49	-3	442
Nurse/ Midwife Manager	161	221	226	220	216	+55	-5	-4	232
Nurse/ Midwife Specialist & AN/MP	49	88	94	94	94	+46	+6	-0	100
Staff Nurse/ Staff Midwife	681	781	776	818	814	+134	+33	-4	880
Nursing/ Midwifery Student	21	13	29	36	37	+16	+24	+1	68
Nursing/ Midwifery other	11	12	13	11	10	-1	-1	-1	12
Nursing & Midwifery	922	1,115	1,138	1,180	1,171	+249	+56	-8	1,292
Therapy Professions	65	95	90	89	90	+25	-6	+0	98
Health Science/ Diagnostics	98	104	104	109	108	+10	+5	-0	118
Pharmacy	23	34	32	32	32	+9	-2	-0	35
Social Workers	12	15	16	17	17	+5	+2	+1	20
H&SC, Other	2	3	2			-2	-3		
Health & Social Care Professionals	200	250	244	247	247	+47	-3	+1	271
Management (VIII & above)	11	13	16	14	14	+3	+1	-1	14
Administrative/ Supervisory (V to VII)	42	65	76	79	80	+38	+16	+2	84
Clerical (III & IV)	227	249	242	235	231	+3	-18	-4	250
Management & Administrative	280	326	334	328	324	+44	-2	-3	348
Support	189	204	208	202	202	+12	-2	-0	212
Maintenance/ Technical	15	19	17	17	17	+2	-2	-0	17
General Support	204	223	225	218	218	+15	-4	-0	229
Health Care Assistants	195	238	232	231	232	+37	-6	+0	246
Care, other	9	5	5	5	4	-5	-1	-1	10
Patient & Client Care	204	243	236	237	236	+32	-7	-1	256



Our Lady's Navan JUL 2024	WTE DEC 2019	WTE DEC 2022	WTE DEC 2023	WTE JUN 2024	WTE JUL 2024	WTE change since DEC 2019	WTE change since DEC 2022	WTE change since JUN 2024	No. JUL 2024
Total Our Lady's Navan	516	639	652	689	676	+161	+37	-13	756
Consultants	13	16	17	18	18	+5	+1	-0	18
Registrars	27	32	36	35	37	+10	+5	+2	38
SHO/ Interns	35	47	47	42	37	+2	-10	-5	37
Medical & Dental	74	95	100	95	91	+17	-3	-4	93
Nurse/ Midwife Manager	44	54	55	60	61	+17	+7	+1	66
Nurse/ Midwife Specialist & AN/MP	11	13	10	11	10	-1	-3	-0	12
Staff Nurse/ Staff Midwife	121	147	155	167	166	+45	+19	-1	190
Nursing/ Midwifery Student	4					-4			
Nursing & Midwifery	180	214	219	238	238	+58	+23	-1	268
Therapy Professions	19	24	29	32	32	+13	+8	-1	35
Health Science/ Diagnostics	37	46	46	48	46	+9	+1	-2	52
Pharmacy	6	8	8	9	9	+3	+0	-0	10
Social Workers		1	1	1	1	+1	+0	-0	1
Health & Social Care Professionals	62	79	84	90	87	+26	+9	-3	98
Management (VIII & above)	2	2	2	2	2	+0	+0	+0	2
Administrative/ Supervisory (V to VII)	12	25	30	31	31	+18	+6	-1	34
Clerical (III & IV)	56	73	61	61	59	+3	-14	-2	68
Management & Administrative	71	100	94	95	92	+21	-8	-3	104
Support	23	32	35	36	36	+13	+4	-1	40
Maintenance/ Technical	5	5	6	6	6	+1	+1	-0	6
General Support	28	37	41	42	42	+13	+5	-1	46
Health Care Assistants	98	113	111	127	125	+27	+11	-2	142
Care, other	2	2	3	2	2	-1	-0	-0	5
Patient & Client Care	100	115	113	128	126	+26	+11	-2	147



Portiuncula University JUL 2024	WTE DEC 2019	WTE DEC 2022	WTE DEC 2023	WTE JUN 2024	WTE JUL 2024	WTE change since DEC 2019	WTE change since DEC 2022	WTE change since JUN 2024	No. JUL 2024
Total Portiuncula University	790	982	1,076	1,090	1,071	+282	+90	-19	1,191
Consultants	38	37	47	49	48	+11	+11	-1	53
Registrars	42	53	56	60	52	+11	-0	-8	53
SHO/ Interns	58	70	76	79	78	+20	+7	-2	85
Medical/ Dental, other				0				-0	
Medical & Dental	137	160	179	189	179	+41	+18	-10	191
Nurse/ Midwife Manager	66	80	93	95	96	+30	+16	+1	106
Nurse/ Midwife Specialist & AN/MP	19	31	35	34	34	+15	+3	-0	37
Staff Nurse/ Staff Midwife	236	288	311	319	314	+78	+26	-5	360
Nursing/ Midwifery Student		3	2	1	1	+1	-2	+0	1
Nursing/ Midwifery other	1	2	2	2	2	+1	-1	+0	3
Nursing & Midwifery	322	404	443	451	446	+125	+42	-4	507
Therapy Professions	16	23	27	27	27	+11	+4	-1	30
Health Science/ Diagnostics	48	57	63	61	61	+13	+4	+0	69
Pharmacy	12	16	14	17	16	+5	+0	-1	18
Social Workers	4	5	5	5	5	+1	-1	-0	5
H&SC, Other	2	3	4	2	1	-1	-1	-1	2
Health & Social Care Professionals	81	104	113	112	110	+29	+6	-2	124
Management (VIII & above)	6	6	6	6	6	+0	+0	+0	6
Administrative/ Supervisory (V to VII)	21	34	43	46	45	+24	+11	-0	47
Clerical (III & IV)	84	104	104	101	99	+15	-4	-2	108
Management & Administrative	111	144	153	153	151	+39	+7	-2	161
Support	66	77	82	81	80	+14	+3	-2	89
Maintenance/ Technical	11	11	12	13	13	+2	+2	+0	13
General Support	77	88	94	94	93	+16	+5	-2	102
Health Care Assistants	59	82	94	91	92	+33	+10	+2	105
Care, other	2		1	1	1	-1	+1	+0	1
Patient & Client Care	61	82	95	92	93	+32	+11	+2	106



RCSI HQ JUL 2024	WTE DEC 2019	WTE DEC 2022	WTE DEC 2023	WTE JUN 2024	WTE JUL 2024	WTE change since DEC 2019	WTE change since DEC 2022	WTE change since JUN 2024	No. JUL 2024
Total RCSI HQ	30	65	70	69	69	+39	+4	+0	70
Medical/ Dental, other		1	0	1	1	+1	-0	-0	1
Medical & Dental		1	0	1	1	+1	-0	-0	1
Nurse/ Midwife Manager	2	6	8	9	9	+7	+3	+0	9
Nursing & Midwifery	2	6	8	9	9	+7	+3	+0	9
Therapy Professions		1	1	1	1	+1	-0	-0	1
Health Science/ Diagnostics	1	1	1	1	1	+0	+0	+0	1
Social Workers			1	1	1	+1	+1	+0	1
Health & Social Care Professionals	1	2	3	3	3	+2	+1	-0	3
Management (VIII & above)	19	27	26	26	26	+7	-1	-0	26
Administrative/ Supervisory (V to VII)	7	26	30	28	28	+21	+3	+0	29
Clerical (III & IV)	1	2	2	2	2	+1	-0	-0	2
Management & Administrative	27	55	58	56	56	+29	+1	+0	57
Health Care Assistants		1					-1		
Patient & Client Care		1					-1		



Roscommon University JUL 2024	WTE DEC 2019	WTE DEC 2022	WTE DEC 2023	WTE JUN 2024	WTE JUL 2024	WTE change since DEC 2019	WTE change since DEC 2022	WTE change since JUN 2024	No. JUL 2024
Total Roscommon University	333	438	476	467	461	+127	+22	-6	514
Consultants	10	10	11	10	10	-0	-0	+0	10
Registrars	7	10	10	11	10	+3	+0	-1	10
SHO/ Interns	12	12	15	13	11	-1	-1	-1	14
Medical & Dental	29	32	36	33	31	+2	-0	-2	34
Nurse/ Midwife Manager	23	32	38	37	37	+14	+5	-0	39
Nurse/ Midwife Specialist & AN/MP	14	24	27	27	26	+13	+2	-1	28
Staff Nurse/ Staff Midwife	88	132	134	134	134	+45	+2	-0	152
Nursing/ Midwifery Student		1		2	2	+2	+1	-0	3
Nursing/ Midwifery other	1	1	1	1	1	+0	-0	+0	1
Nursing & Midwifery	126	189	200	200	199	+73	+10	-2	223
Therapy Professions	9	11	12	11	10	+1	-1	-1	12
Health Science/ Diagnostics	16	20	19	18	18	+2	-2	+0	22
Pharmacy	1	3	4	3	3	+2	-0	+0	4
Social Workers		1	2	2	2	+2	+2	-0	3
Health & Social Care Professionals	26	35	36	34	34	+8	-1	-1	41
Management (VIII & above)	1	1	3	1	1	+0	+0	+0	1
Administrative/ Supervisory (V to VII)	11	16	18	18	18	+8	+2	+0	19
Clerical (III & IV)	48	54	60	61	60	+12	+6	-1	66
Management & Administrative	59	71	82	81	79	+20	+8	-1	86
Support	62	67	68	65	65	+3	-2	+0	74
Maintenance/ Technical	9	9	10	10	10	+1	+1	-0	10
General Support	71	75	78	75	75	+4	-0	+0	84
Health Care Assistants	22	36	42	41	41	+19	+5	-0	44
Care, other	1	1	2	2	2	+1	+1	+0	2
Patient & Client Care	22	36	44	43	42	+20	+6	-0	46



Rotunda JUL 2024	WTE DEC 2019	WTE DEC 2022	WTE DEC 2023	WTE JUN 2024	WTE JUL 2024	WTE change since DEC 2019	WTE change since DEC 2022	WTE change since JUN 2024	No. JUL 2024
Total Rotunda	892	988	1,003	1,027	1,057	+165	+70	+30	1,270
Consultants	44	53	53	55	58	+14	+5	+3	63
Registrars	49	59	55	58	62	+12	+3	+3	103
SHO/ Interns	20	25	30	33	32	+12	+7	-1	55
Medical & Dental	113	136	138	146	152	+39	+16	+5	221
Nurse/ Midwife Manager	94	123	128	131	130	+36	+7	-1	152
Nurse/ Midwife Specialist & AN/MP	15	21	26	26	26	+11	+5	+0	29
Staff Nurse/ Staff Midwife	257	240	250	251	249	-7	+10	-2	298
Nursing/ Midwifery Student	24	36	20	26	34	+10	-1	+9	36
Nursing/ Midwifery other	2					-2			
Nursing & Midwifery	391	420	424	434	439	+48	+20	+6	515
Therapy Professions	9	17	18	19	19	+10	+3	+1	22
Health Science/ Diagnostics	46	49	48	48	50	+4	+0	+2	55
Pharmacy	10	10	10	10	12	+2	+2	+2	14
Psychologists	1	1	2	2	2	+1	+1	+0	2
Social Workers	8	9	10	10	11	+3	+2	+1	12
Health & Social Care Professionals	74	86	89	88	94	+20	+8	+5	105
Management (VIII & above)	8	10	10	10	10	+2	+0	+0	10
Administrative/ Supervisory (V to VII)	57	64	68	66	68	+11	+4	+2	72
Clerical (III & IV)	82	79	82	88	95	+13	+16	+7	114
Management & Administrative	147	152	160	164	173	+26	+20	+9	196
Support	119	131	132	135	138	+18	+7	+3	164
Maintenance/ Technical	6	7	7	7	8	+2	+1	+1	8
General Support	125	138	139	142	146	+20	+8	+4	172
Health Care Assistants	41	54	52	52	53	+12	-1	+1	60
Care, other	1	1	1	1	1	+0	+0	+0	1
Patient & Client Care	42	55	53	53	54	+12	-1	+1	61



Royal Victoria Eye & Ear JUL 2024	WTE DEC 2019	WTE DEC 2022	WTE DEC 2023	WTE JUN 2024	WTE JUL 2024	WTE change since DEC 2019	WTE change since DEC 2022	WTE change since JUN 2024	No. JUL 2024
Total Royal Victoria Eye & Ear	291	357	371	373	384	+93	+28	+12	436
Consultants	23	29	29	30	29	+6	+1	-1	34
Registrars	20	26	31	29	33	+13	+6	+4	34
SHO/ Interns	16	14	16	14	19	+3	+5	+5	21
Medical/ Dental, other	5	5	3	3	3	-1	-1	+0	5
Medical & Dental	63	73	79	76	84	+21	+11	+8	94
Nurse/ Midwife Manager	24	27	30	30	30	+6	+2	+0	31
Nurse/ Midwife Specialist & AN/MP	9	17	17	18	16	+7	-1	-2	18
Staff Nurse/ Staff Midwife	81	90	90	91	98	+17	+7	+7	109
Nursing/ Midwifery other	2	2	2	2	2	+0	-0	-0	2
Nursing & Midwifery	115	137	139	140	145	+30	+9	+5	160
Therapy Professions	3	3	3	4	4	+1	+1	+0	6
Health Science/ Diagnostics	2	3	4	5	4	+2	+1	-1	5
Pharmacy	3	3	3	4	4	+1	+1	+0	4
Social Workers	2	1	1	1	1	-1	+1	+0	2
H&SC, Other	4	5	6	6	6	+2	+1	+0	7
Health & Social Care Professionals	13	14	16	20	18	+5	+5	-1	24
Management (VIII & above)	3	5	4	4	4	+1	-1	+0	4
Administrative/ Supervisory (V to VII)	24	39	39	39	39	+15	+1	+0	42
Clerical (III & IV)	36	42	44	45	45	+9	+3	-0	57
Management & Administrative	63	86	88	89	89	+25	+3	-0	103
Support	28	34	36	36	36	+9	+2	+0	42
General Support	28	34	36	36	36	+9	+2	+0	42
Health Care Assistants	9	14	13	12	12	+3	-2	+0	13
Patient & Client Care	9	14	13	12	12	+3	-2	+0	13



SSWHG HQ JUL 2024	WTE DEC 2019	WTE DEC 2022	WTE DEC 2023	WTE JUN 2024	WTE JUL 2024	WTE change since DEC 2019	WTE change since DEC 2022	WTE change since JUN 2024	No. JUL 2024
Total SSWHG HQ	35	69	96	92	91	+57	+22	-1	95
Consultants		0					-0		
Medical/ Dental, other	1	2	1	1		-1	-2	-1	
Medical & Dental	1	3	1	1		-1	-3	-1	
Nurse/ Midwife Manager	4	9	11	11	11	+7	+2	+0	11
Nursing & Midwifery	4	9	11	11	11	+7	+2	+0	11
Pharmacy		2					-2		
Social Workers			1	1	1	+1	+1	+0	1
H&SC, Other		0					-0		
Health & Social Care Professionals		2	1	1	1	+1	-1	+0	1
Management (VIII & above)	12	20	16	17	16	+4	-3	-0	17
Administrative/ Supervisory (V to VII)	16	27	42	38	39	+23	+11	+0	40
Clerical (III & IV)	2	8	24	24	24	+22	+16	+0	26
Management & Administrative	30	55	83	79	79	+50	+24	+0	83
Health Care Assistants		0					-0		
Patient & Client Care		0					-0		



Saolta HG HQ JUL 2024	WTE DEC 2019	WTE DEC 2022	WTE DEC 2023	WTE JUN 2024	WTE JUL 2024	WTE change since DEC 2019	WTE change since DEC 2022	WTE change since JUN 2024	No. JUL 2024
Total Saolta HG HQ	79	110	119	118	115	+36	+4	-3	119
Consultants	1	1	1	1	1	+0	+0	+0	1
Medical & Dental	1	1	1	1	1	+0	+0	+0	1
Nurse/ Midwife Manager	8	13	19	19	19	+11	+5	-1	20
Staff Nurse/ Staff Midwife	1	1	1	2	2	+1	+1	+0	2
Nursing/ Midwifery other	8					-8			
Nursing & Midwifery	16	14	20	21	21	+4	+6	-1	22
Therapy Professions	1	1				-1	-1		
Health Science/ Diagnostics		1	1	1	1	+1	+0	+0	1
Health & Social Care Professionals	1	2	1	1	1	+0	-1	+0	1
Management (VIII & above)	17	21	25	24	24	+7	+3	+0	25
Administrative/ Supervisory (V to VII)	36	57	57	56	55	+19	-3	-1	56
Clerical (III & IV)	7	15	15	15	14	+6	-2	-2	14
Management & Administrative	61	93	97	95	92	+32	-1	-2	95



Sligo University JUL 2024	WTE DEC 2019	WTE DEC 2022	WTE DEC 2023	WTE JUN 2024	WTE JUL 2024	WTE change since DEC 2019	WTE change since DEC 2022	WTE change since JUN 2024	No. JUL 2024
Total Sligo University	1,688	1,993	2,151	2,140	2,135	+448	+142	-5	2,463
Consultants	77	87	94	98	99	+22	+12	+1	103
Registrars	72	79	88	89	92	+20	+13	+3	125
SHO/ Interns	82	103	120	114	115	+33	+12	+1	175
Medical/ Dental, other	6	5	6	5	5	-1	-0	-0	7
Medical & Dental	237	274	307	306	310	+73	+36	+4	410
Nurse/ Midwife Manager	106	124	140	139	139	+34	+16	+0	149
Nurse/ Midwife Specialist & AN/MP	40	55	64	65	64	+24	+9	-1	68
Staff Nurse/ Staff Midwife	494	577	599	596	597	+103	+19	+1	693
Nursing/ Midwifery Student	21	2	10	19	19	-2	+18	+0	39
Nursing/ Midwifery other	8	11	10	11	11	+3	+0	-0	12
Nursing & Midwifery	669	768	823	830	830	+161	+62	-0	961
Therapy Professions	52	67	79	78	76	+25	+9	-2	83
Health Science/ Diagnostics	93	109	108	104	103	+11	-5	-0	114
Pharmacy	38	42	42	46	45	+6	+3	-1	50
Psychologists		1	1	1	1	+1	+0	+0	1
Social Workers		2	2	1	1	+1	-1	+0	1
H&SC, Other	3	6	8	9	6	+3	+1	-3	8
Health & Social Care Professionals	186	227	239	239	233	+47	+6	-6	257
Management (VIII & above)	8	9	8	8	8	+0	-1	+0	8
Administrative/ Supervisory (V to VII)	27	49	53	55	54	+27	+5	-0	57
Clerical (III & IV)	195	217	253	244	243	+48	+26	-1	264
Management & Administrative	230	275	314	307	305	+75	+30	-2	329
Support	201	222	236	236	235	+34	+13	-1	262
Maintenance/ Technical	15	14	13	13	13	-2	-1	+0	13
General Support	215	236	249	249	248	+33	+12	-1	275
Health Care Assistants	141	178	181	175	174	+34	-3	-0	192
Care, other	10	36	38	35	35	+25	-1	-0	39
Patient & Client Care	151	213	219	210	209	+58	-4	-0	231



South Infirmary Victoria University JUL 2024	WTE DEC 2019	WTE DEC 2022	WTE DEC 2023	WTE JUN 2024	WTE JUL 2024	WTE change since DEC 2019	WTE change since DEC 2022	WTE change since JUN 2024	No. JUL 2024
Total South Infirmary Victoria University	787	844	908	954	952	+165	+108	-2	1,110
Consultants	32	37	40	45	45	+14	+8	+0	50
Registrars	20	23	23	24	24	+3	+1	+0	24
SHO/ Interns	27	29	29	29	31	+4	+2	+2	31
Medical & Dental	79	89	92	98	100	+21	+11	+2	105
Nurse/ Midwife Manager	66	67	69	68	69	+3	+2	+1	81
Nurse/ Midwife Specialist & AN/MP	11	18	18	17	17	+6	-2	+0	18
Staff Nurse/ Staff Midwife	223	224	257	270	262	+39	+37	-8	311
Nursing/ Midwifery Student					6	+6	+6	+6	12
Nursing/ Midwifery other	2	3	3	3	3	+0	+0	+0	3
Nursing & Midwifery	302	313	347	358	356	+54	+44	-1	425
Therapy Professions	40	47	49	51	50	+10	+3	-1	66
Health Science/ Diagnostics	23	24	23	24	24	+1	-0	+0	38
Pharmacy	10	17	17	17	17	+6	+0	+0	19
Psychologists	1			1	1	+0	+1	+0	1
Social Workers	3	3	3	4	4	+1	+1	+0	4
Health & Social Care Professionals	77	90	92	96	95	+18	+4	-1	128
Management (VIII & above)	7	8	8	7	7	+0	-1	+0	7
Administrative/ Supervisory (V to VII)	41	51	51	51	50	+9	-1	-1	58
Clerical (III & IV)	142	150	172	187	188	+46	+38	+1	201
Management & Administrative	190	210	231	245	245	+55	+36	-0	266
Support	99	107	110	114	115	+16	+7	+0	138
Maintenance/ Technical	4	4	4	4	4	+0	+0	+0	4
General Support	103	111	114	118	119	+16	+7	+0	142
Health Care Assistants	36	31	32	39	37	+1	+6	-2	44
Patient & Client Care	36	31	32	39	37	+1	+6	-2	44



South Tipperary General JUL 2024	WTE DEC 2019	WTE DEC 2022	WTE DEC 2023	WTE JUN 2024	WTE JUL 2024	WTE change since DEC 2019	WTE change since DEC 2022	WTE change since JUN 2024	No. JUL 2024
Total South Tipperary General	868	1,062	1,174	1,201	1,191	+324	+129	-9	1,333
Consultants	31	36	38	39	40	+9	+4	+1	42
Registrars	46	53	55	57	52	+6	-1	-5	53
SHO/ Interns	51	54	60	57	50	-0	-4	-7	61
Medical/ Dental, other	1	1	2	2	3	+2	+1	+1	3
Medical & Dental	128	144	156	155	145	+17	+1	-10	159
Nurse/ Midwife Manager	79	81	91	102	103	+24	+22	+1	112
Nurse/ Midwife Specialist & AN/MP	17	24	28	28	26	+9	+2	-2	29
Staff Nurse/ Staff Midwife	278	361	390	402	405	+127	+44	+3	459
Nursing/ Midwifery Student	10	0	2	8	8	-2	+7	-0	15
Nursing/ Midwifery other			1	1	1	+1	+1	+0	1
Nursing & Midwifery	385	467	512	541	543	+159	+77	+2	616
Therapy Professions	23	28	28	28	27	+4	-1	-1	31
Health Science/ Diagnostics	26	40	48	48	48	+21	+8	+0	54
Pharmacy	11	17	18	18	18	+7	+1	+1	20
Social Workers	1	3	3	4	4	+3	+1	+0	4
Health & Social Care Professionals	61	88	97	97	97	+35	+9	-0	109
Management (VIII & above)	2	3	3	3	3	+1	+0	+0	3
Administrative/ Supervisory (V to VII)	17	35	39	39	39	+21	+4	-0	42
Clerical (III & IV)	111	106	133	132	132	+21	+26	-0	146
Management & Administrative	130	144	175	174	174	+44	+30	-1	191
Support	92	131	126	130	130	+38	-1	-0	143
Maintenance/ Technical	4	5	6	6	6	+2	+1	-0	7
General Support	96	136	132	136	136	+40	+0	-0	150
Health Care Assistants	67	85	101	98	97	+30	+12	-1	108
Care, other	1					-1			
Patient & Client Care	67	85	101	98	97	+30	+12	-1	108



St Luke's General Kilkenny JUL 2024	WTE DEC 2019	WTE DEC 2022	WTE DEC 2023	WTE JUN 2024	WTE JUL 2024	WTE change since DEC 2019	WTE change since DEC 2022	WTE change since JUN 2024	No. JUL 2024
Total St Luke's General Kilkenny	1,119	1,290	1,398	1,415	1,413	+294	+123	-2	1,570
Consultants	39	43	51	52	54	+14	+11	+1	56
Registrars	58	60	61	65	78	+21	+19	+13	81
SHO/ Interns	57	71	89	92	77	+20	+6	-15	84
Medical/ Dental, other	7	8	8	8	7	+0	-1	-1	8
Medical & Dental	161	181	209	218	216	+55	+34	-2	229
Nurse/ Midwife Manager	86	96	106	97	99	+13	+3	+1	114
Nurse/ Midwife Specialist & AN/MP	19	31	33	36	37	+18	+6	+1	42
Staff Nurse/ Staff Midwife	305	355	394	416	418	+113	+63	+2	476
Nursing/ Midwifery Student			1	7	7	+7	+7	+1	13
Nursing/ Midwifery other	1	2	1	1	1	-0	-1	-0	1
Nursing & Midwifery	411	483	535	557	561	+150	+78	+4	646
Therapy Professions	34	35	40	38	39	+4	+3	+0	44
Health Science/ Diagnostics	49	62	69	71	71	+22	+9	-0	80
Pharmacy	18	21	25	26	26	+7	+4	-0	28
Social Workers		1	4	3	3	+3	+2	+0	3
Health & Social Care Professionals	102	119	137	138	138	+36	+19	-0	155
Management (VIII & above)	3	7	5	5	4	+1	-3	-1	4
Administrative/ Supervisory (V to VII)	14	34	39	38	38	+24	+4	-0	40
Clerical (III & IV)	136	124	133	130	128	-9	+3	-2	139
Management & Administrative	154	166	177	173	170	+16	+4	-3	183
Support	156	171	169	163	162	+6	-9	-1	182
Maintenance/ Technical	12	15	15	15	15	+3	+0	+0	15
General Support	169	186	183	178	177	+8	-9	-1	197
Health Care Assistants	122	152	154	148	149	+27	-3	+1	157
Care, other	2	2	2	2	2	+0	+0	+0	3
Patient & Client Care	124	155	156	151	151	+27	-3	+1	160



St. Columcille's JUL 2024	WTE DEC 2019	WTE DEC 2022	WTE DEC 2023	WTE JUN 2024	WTE JUL 2024	WTE change since DEC 2019	WTE change since DEC 2022	WTE change since JUN 2024	No. JUL 2024
Total St. Columcille's	452	469	510	515	512	+61	+43	-3	579
Consultants	19	20	19	19	19	+0	-1	+0	21
Registrars	10	11	12	12	11	+1	+0	-0	16
SHO/ Interns	14	13	16	16	15	+1	+2	-1	27
Medical & Dental	43	44	47	46	45	+2	+1	-1	64
Nurse/ Midwife Manager	33	38	41	39	39	+6	+1	-0	42
Nurse/ Midwife Specialist & AN/MP	9	12	14	15	15	+6	+3	+0	17
Staff Nurse/ Staff Midwife	119	111	127	138	139	+20	+28	+1	150
Nursing/ Midwifery other	2					-2			
Nursing & Midwifery	162	161	182	192	193	+31	+32	+1	209
Therapy Professions	31	37	40	41	39	+8	+3	-2	49
Health Science/ Diagnostics	18	21	22	21	20	+2	-1	-1	25
Pharmacy	5	6	6	6	6	+1	+0	-0	8
Psychologists	2	3	3	2	2	-0	-1	+0	2
Social Workers	5	7	9	8	8	+3	+1	+0	10
Health & Social Care Professionals	62	73	80	78	75	+13	+2	-3	94
Management (VIII & above)	1	2	2	3	3	+2	+1	+0	3
Administrative/ Supervisory (V to VII)	14	18	18	18	16	+2	-2	-2	16
Clerical (III & IV)	54	59	61	57	57	+3	-2	+0	62
Management & Administrative	69	78	80	77	76	+7	-3	-2	81
Support	57	53	28	21	21	-35	-31	+1	23
Maintenance/ Technical	1	1	1	2	2	+1	+1	+0	2
General Support	58	54	29	23	23	-34	-30	+1	25
Health Care Assistants	59	56	87	94	97	+38	+41	+3	103
Care, other		3	5	5	3	+3	+0	-2	3
Patient & Client Care	59	59	92	99	100	+41	+41	+1	106



St. James's JUL 2024	WTE DEC 2019	WTE DEC 2022	WTE DEC 2023	WTE JUN 2024	WTE JUL 2024	WTE change since DEC 2019	WTE change since DEC 2022	WTE change since JUN 2024	No. JUL 2024
Total St. James's	4,058	4,576	4,948	5,109	5,105	+1,047	+529	-4	5,887
Consultants	195	247	263	264	266	+71	+19	+2	292
Registrars	184	219	235	232	237	+53	+18	+4	388
SHO/ Interns	157	177	182	184	170	+14	-7	-14	306
Medical/ Dental, other	5	8	9	9	11	+6	+3	+2	14
Medical & Dental	541	651	690	689	683	+143	+33	-5	1,000
Nurse/ Midwife Manager	345	360	376	388	388	+43	+28	-0	428
Nurse/ Midwife Specialist & AN/MP	80	131	166	177	179	+99	+48	+2	199
Staff Nurse/ Staff Midwife	1,125	1,199	1,348	1,421	1,415	+289	+215	-7	1,508
Nursing/ Midwifery Student	1	7	2	31	30	+29	+23	-0	62
Nursing/ Midwifery other	12	10	12	12	12	+0	+3	+0	14
Nursing & Midwifery	1,562	1,707	1,904	2,030	2,024	+461	+317	-6	2,211
Therapy Professions	151	174	183	186	183	+32	+9	-3	203
Health Science/ Diagnostics	339	359	359	366	366	+28	+8	+0	391
Pharmacy	97	99	99	104	105	+8	+6	+1	110
Psychologists	5	6	8	7	6	+1	-0	-1	8
Social Workers	43	47	52	53	51	+8	+5	-2	59
H&SC, Other	26	37	33	38	40	+13	+3	+1	43
Health & Social Care Professionals	662	722	735	755	751	+89	+30	-3	814
Management (VIII & above)	40	56	53	55	56	+15	-1	+1	57
Administrative/ Supervisory (V to VII)	176	209	254	268	268	+92	+59	+0	283
Clerical (III & IV)	371	423	450	441	446	+75	+22	+4	517
Management & Administrative	587	688	757	764	769	+183	+81	+5	857
Support	278	284	260	259	262	-16	-22	+3	313
Maintenance/ Technical	59	52	48	51	51	-8	-1	-0	51
General Support	336	336	308	309	313	-23	-23	+3	364
Health Care Assistants	360	455	495	504	504	+144	+50	+1	574
Care, other	9	18	60	59	59	+50	+42	+0	67
Patient & Client Care	370	472	555	563	564	+194	+91	+1	641



St. John's Limerick JUL 2024	WTE DEC 2019	WTE DEC 2022	WTE DEC 2023	WTE JUN 2024	WTE JUL 2024	WTE change since DEC 2019	WTE change since DEC 2022	WTE change since JUN 2024	No. JUL 2024
Total St. John's Limerick	311	332	381	393	396	+85	+64	+3	434
Consultants	8	4	8	8	8	-0	+3	+0	8
Registrars	9	13	11	11	11	+2	-2	+0	11
SHO/ Interns	7	7	11	12	15	+8	+8	+3	15
Medical & Dental	24	24	30	31	34	+10	+9	+3	34
Nurse/ Midwife Manager	24	32	32	37	37	+12	+5	-0	39
Nurse/ Midwife Specialist & AN/MP	8	8	10	10	10	+2	+2	+0	11
Staff Nurse/ Staff Midwife	93	92	97	108	108	+15	+17	+1	119
Nursing/ Midwifery Student			1						
Nursing/ Midwifery other	1	1	1	2	2	+1	+1	+0	2
Nursing & Midwifery	127	132	141	157	157	+31	+25	+0	171
Therapy Professions	5	6	9	9	9	+4	+3	+0	11
Health Science/ Diagnostics	12	12	12	13	13	+1	+1	+0	16
Pharmacy	4	6	7	9	9	+4	+2	+0	11
Health & Social Care Professionals	21	24	28	31	31	+10	+6	+0	38
Management (VIII & above)	7	8	7	8	7	+0	-1	-1	7
Administrative/ Supervisory (V to VII)	16	21	28	25	25	+10	+4	+0	26
Clerical (III & IV)	45	43	54	53	54	+8	+11	+1	59
Management & Administrative	68	72	89	86	86	+18	+14	-0	92
Support	40	38	46	44	44	+4	+6	+0	51
Maintenance/ Technical	2	2	2	1	1	-1	-1	+0	1
General Support	42	40	48	45	45	+3	+5	+0	52
Health Care Assistants	29	38	46	44	44	+14	+6	+0	47
Care, other	1	1	1			-1	-1		
Patient & Client Care	30	39	47	44	44	+13	+5	+0	47



St. Luke's Rathgar JUL 2024	WTE DEC 2019	WTE DEC 2022	WTE DEC 2023	WTE JUN 2024	WTE JUL 2024	WTE change since DEC 2019	WTE change since DEC 2022	WTE change since JUN 2024	No. JUL 2024
Total St. Luke's Rathgar	544	547	550	540	543	-1	-4	+4	578
Consultants	24	22	23	25	26	+2	+4	+1	28
Registrars	19	13	10	9	9	-10	-4	+0	9
SHO/ Interns	13	18	18	18	17	+4	-1	-1	17
Medical & Dental	56	53	51	52	52	-4	-1	+0	54
Nurse/ Midwife Manager	21	25	24	24	23	+2	-2	-1	23
Nurse/ Midwife Specialist & AN/MP	13	13	13	13	13	+0	+0	+0	13
Staff Nurse/ Staff Midwife	43	39	39	37	38	-5	-2	+1	44
Nursing & Midwifery	77	77	76	74	74	-3	-3	+0	80
Therapy Professions	9	12	13	12	12	+3	+0	+0	13
Health Science/ Diagnostics	195	192	194	195	196	+2	+4	+2	210
Pharmacy	2	3	4	4	4	+2	+1	+0	4
Psychologists	3	5	5	4	4	+1	-1	+0	4
Social Workers	5	4	7	7	7	+2	+3	+0	7
H&SC, Other	1	6	6	6	6	+5	+0	+0	6
Health & Social Care Professionals	214	222	229	227	229	+15	+6	+2	244
Management (VIII & above)	6	6	3	3	3	-3	-3	+0	3
Administrative/ Supervisory (V to VII)	34	32	31	29	29	-4	-3	+0	31
Clerical (III & IV)	64	72	70	68	68	+4	-3	+0	77
Management & Administrative	104	110	104	100	100	-3	-9	+0	111
Support	60	54	58	56	56	-4	+2	+0	57
Maintenance/ Technical	5	5	5	4	4	-1	-1	+0	4
General Support	65	59	63	60	60	-5	+1	+0	61
Health Care Assistants	27	24	24	24	26	-1	+2	+2	26
Care, other	1	2	2	2	2	+1	+0	+0	2
Patient & Client Care	28	26	26	26	28	-0	+2	+2	28



St. Michael's JUL 2024	WTE DEC 2019	WTE DEC 2022	WTE DEC 2023	WTE JUN 2024	WTE JUL 2024	WTE change since DEC 2019	WTE change since DEC 2022	WTE change since JUN 2024	No. JUL 2024
Total St. Michael's	397	402	413	423	421	+25	+19	-2	484
Consultants	10	9	9	10	10	-1	+1	+0	10
Registrars	13	9	8	9	8	-5	-1	-1	8
SHO/ Interns	14	19	21	17	19	+5	+0	+2	19
Medical/ Dental, other	0	2	2	2	2	+2	+0	+0	3
Medical & Dental	38	39	40	38	39	+1	-0	+1	40
Nurse/ Midwife Manager	34	47	47	43	44	+10	-3	+1	46
Nurse/ Midwife Specialist & AN/MP	28	15	17	18	18	-9	+3	+0	20
Staff Nurse/ Staff Midwife	102	98	101	108	107	+4	+9	-2	113
Nursing/ Midwifery Student		1	0	12	11	+11	+11	-0	25
Nursing/ Midwifery other	5					-5			
Nursing & Midwifery	169	160	165	181	180	+12	+20	-1	204
Therapy Professions	22	19	19	20	20	-2	+1	-0	25
Health Science/ Diagnostics	17	20	22	20	18	+0	-3	-2	22
Pharmacy	9	7	7	7	6	-2	-0	-0	7
Social Workers	2	4	3	2	2	-0	-2	+0	2
H&SC, Other		1	1	1	1	+1	+0	+0	1
Health & Social Care Professionals	50	51	51	49	47	-3	-4	-2	57
Management (VIII & above)	1	1	1	2	2	+1	+1	+0	2
Administrative/ Supervisory (V to VII)	19	27	32	34	34	+15	+7	+0	38
Clerical (III & IV)	43	45	47	45	45	+2	+0	+0	57
Management & Administrative	63	74	80	81	81	+18	+8	+0	97
Support	48	43	41	39	39	-9	-4	+0	49
Maintenance/ Technical	2	6	6	6	6	+4	+0	+0	6
General Support	50	49	47	44	45	-5	-4	+0	55
Health Care Assistants	25	28	29	28	28	+3	-0	+0	30
Care, other	2	1	1	1	1	-1	+0	+0	1
Patient & Client Care	27	29	30	29	29	+2	-0	+0	31



St. Vincent's University JUL 2024	WTE DEC 2019	WTE DEC 2022	WTE DEC 2023	WTE JUN 2024	WTE JUL 2024	WTE change since DEC 2019	WTE change since DEC 2022	WTE change since JUN 2024	No. JUL 2024
Total St. Vincent's University	2,838	3,452	3,662	3,776	3,801	+963	+349	+26	4,037
Consultants	145	190	195	196	195	+50	+5	-1	212
Registrars	165	219	212	223	235	+71	+16	+13	239
SHO/ Interns	126	158	190	188	195	+68	+37	+7	195
Medical/ Dental, other	1	4	4	3	3	+2	-0	+0	6
Medical & Dental	437	570	601	610	628	+192	+59	+18	652
Nurse/ Midwife Manager	183	278	308	321	324	+141	+46	+3	346
Nurse/ Midwife Specialist & AN/MP	87	101	115	121	120	+33	+19	-0	131
Staff Nurse/ Staff Midwife	724	872	961	1,011	1,006	+282	+134	-5	1,045
Nursing/ Midwifery Student	17	42	13	43	42	+24	-0	-1	84
Nursing/ Midwifery other	14	5	5	6	6	-9	+1	-0	6
Nursing & Midwifery	1,026	1,299	1,402	1,501	1,498	+472	+199	-3	1,612
Therapy Professions	104	110	115	112	111	+7	+1	-1	120
Health Science/ Diagnostics	212	243	256	254	259	+47	+16	+4	288
Pharmacy	58	61	63	67	68	+10	+7	+1	69
Psychologists	10	13	11	13	13	+2	-1	-0	14
Social Workers	19	24	26	26	24	+5	-0	-2	26
H&SC, Other	0	0	1	1	1	+1	+1	+0	2
Health & Social Care Professionals	404	451	472	474	476	+72	+24	+2	519
Management (VIII & above)	19	35	32	33	28	+9	-7	-5	28
Administrative/ Supervisory (V to VII)	148	203	231	237	240	+92	+37	+2	243
Clerical (III & IV)	288	303	309	305	308	+20	+5	+3	341
Management & Administrative	455	541	572	575	576	+121	+35	+0	612
Support	292	329	332	336	336	+43	+7	+0	348
Maintenance/ Technical	35	40	39	37	37	+2	-3	+0	38
General Support	327	369	371	373	373	+46	+4	+0	386
Health Care Assistants	181	215	236	235	243	+62	+28	+8	248
Care, other	8	8	8	7	7	-1	-0	+0	8
Patient & Client Care	189	223	244	242	251	+62	+28	+8	256



Tallaght University JUL 2024	WTE DEC 2019	WTE DEC 2022	WTE DEC 2023	WTE JUN 2024	WTE JUL 2024	WTE change since DEC 2019	WTE change since DEC 2022	WTE change since JUN 2024	No. JUL 2024
Total Tallaght University	2,683	3,181	3,560	3,699	3,734	+1,051	+554	+35	4,321
Consultants	117	153	175	178	183	+66	+30	+5	198
Registrars	145	176	200	205	201	+56	+25	-3	342
SHO/ Interns	104	112	127	123	140	+36	+28	+17	226
Medical & Dental	366	441	502	506	524	+159	+83	+18	766
Nurse/ Midwife Manager	223	260	284	278	269	+46	+8	-9	285
Nurse/ Midwife Specialist & AN/MP	42	70	92	109	121	+78	+51	+12	130
Staff Nurse/ Staff Midwife	709	837	988	1,068	1,068	+359	+231	-0	1,149
Nursing/ Midwifery Student	13	55	39	54	56	+43	+1	+1	99
Nursing/ Midwifery other	3	3	3	2	2	-1	-1	+0	3
Nursing & Midwifery	990	1,225	1,405	1,512	1,515	+525	+291	+3	1,666
Therapy Professions	114	152	163	162	160	+45	+8	-2	175
Health Science/ Diagnostics	207	225	239	244	247	+40	+22	+3	272
Pharmacy	65	64	72	77	81	+16	+17	+4	89
Psychologists	4	5	7	7	7	+3	+3	+1	9
Social Workers	22	25	28	27	27	+5	+2	+1	30
H&SC, Other	6	8	5	5	4	-2	-4	-1	4
Health & Social Care Professionals	419	479	514	521	526	+107	+47	+5	579
Management (VIII & above)	36	43	43	43	43	+7	+0	-1	43
Administrative/ Supervisory (V to VII)	174	195	218	219	220	+46	+26	+2	234
Clerical (III & IV)	276	312	337	354	358	+82	+46	+4	412
Management & Administrative	486	549	598	617	621	+135	+72	+4	689
Support	217	223	234	241	248	+31	+25	+7	281
Maintenance/ Technical	20	21	20	20	20	+0	-1	+0	20
General Support	237	243	254	261	268	+31	+25	+7	301
Health Care Assistants	180	237	281	276	273	+93	+35	-4	311
Care, other	6	6	7	7	7	+2	+1	-0	9
Patient & Client Care	185	243	288	284	280	+95	+37	-4	320



UH Kerry JUL 2024	WTE DEC 2019	WTE DEC 2022	WTE DEC 2023	WTE JUN 2024	WTE JUL 2024	WTE change since DEC 2019	WTE change since DEC 2022	WTE change since JUN 2024	No. JUL 2024
Total UH Kerry	1,114	1,415	1,535	1,536	1,524	+410	+108	-12	1,727
Consultants	38	47	53	62	60	+22	+13	-2	62
Registrars	54	76	76	80	79	+25	+3	-1	80
SHO/ Interns	70	77	89	89	76	+7	-1	-12	93
Medical & Dental	161	200	219	230	215	+54	+15	-15	235
Nurse/ Midwife Manager	106	106	130	129	128	+22	+21	-1	140
Nurse/ Midwife Specialist & AN/MP	13	26	38	39	39	+26	+13	+0	42
Staff Nurse/ Staff Midwife	346	449	469	455	458	+112	+9	+3	529
Nursing/ Midwifery Student	5	7	2	21	21	+16	+14	+0	42
Nursing/ Midwifery other	1	1	2	2	3	+2	+2	+1	3
Nursing & Midwifery	470	590	641	645	648	+178	+58	+3	756
Therapy Professions	26	44	56	57	54	+28	+10	-3	62
Health Science/ Diagnostics	68	86	92	89	90	+22	+4	+1	98
Pharmacy	11	14	14	14	13	+2	-1	-1	14
Social Workers	2	4	4	4	4	+2	-0	-0	5
H&SC, Other	2	1	2			-2	-1		
Health & Social Care Professionals	108	148	168	164	161	+53	+13	-3	179
Management (VIII & above)	4	3	4	4	4	+0	+1	+0	4
Administrative/ Supervisory (V to VII)	12	30	45	44	44	+32	+14	+0	49
Clerical (III & IV)	130	159	157	152	151	+21	-8	-2	171
Management & Administrative	145	192	206	200	198	+53	+6	-2	224
Support	169	192	191	189	192	+22	-0	+3	212
General Support	169	192	191	189	192	+22	-0	+3	212
Health Care Assistants	61	93	106	105	106	+46	+14	+1	117
Care, other		1	3	3	3	+3	+2	-0	4
Patient & Client Care	61	94	110	109	110	+49	+16	+1	121



UH Limerick JUL 2024	WTE DEC 2019	WTE DEC 2022	WTE DEC 2023	WTE JUN 2024	WTE JUL 2024	WTE change since DEC 2019	WTE change since DEC 2022	WTE change since JUN 2024	No. JUL 2024
Total UH Limerick	2,814	3,641	3,918	3,998	3,981	+1,168	+340	-17	4,362
Consultants	125	151	172	179	178	+53	+28	-1	189
Registrars	155	190	209	215	231	+76	+41	+16	237
SHO/ Interns	155	205	254	260	238	+82	+33	-23	293
Medical/ Dental, other	1	1	1	1	1	+0	+0	+0	2
Medical & Dental	437	546	635	655	648	+211	+102	-8	721
Nurse/ Midwife Manager	198	266	290	296	298	+100	+32	+2	316
Nurse/ Midwife Specialist & AN/MP	53	78	96	98	99	+46	+21	+1	106
Staff Nurse/ Staff Midwife	756	959	1,004	1,006	1,003	+247	+44	-3	1,097
Nursing/ Midwifery Student	0	2	1	32	31	+31	+30	-0	64
Nursing/ Midwifery other	6	7	9	7	8	+1	+1	+1	10
Nursing & Midwifery	1,014	1,312	1,399	1,438	1,439	+426	+128	+1	1,593
Therapy Professions	64	94	100	121	122	+58	+28	+1	131
Health Science/ Diagnostics	217	224	252	242	243	+26	+19	+0	266
Pharmacy	37	50	53	52	54	+17	+4	+1	59
Psychologists	3	5	7	8	8	+5	+3	-0	10
Social Workers	10	13	11	15	15	+5	+2	-0	16
H&SC, Other	7	12	13	8	8	+1	-4	+0	9
Health & Social Care Professionals	338	397	437	446	449	+111	+52	+3	491
Management (VIII & above)	25	29	29	30	30	+5	+1	-0	30
Administrative/ Supervisory (V to VII)	77	170	192	188	186	+109	+16	-2	197
Clerical (III & IV)	317	386	394	416	409	+92	+23	-7	437
Management & Administrative	419	585	616	633	625	+206	+40	-8	664
Support	196	519	515	508	509	+313	-10	+0	551
Maintenance/ Technical	32	30	32	31	30	-2	-0	-1	31
General Support	227	549	547	540	539	+311	-10	-1	582
Health Care Assistants	374	249	282	282	278	-96	+29	-4	307
Care, other	5	3	2	3	3	-2	+0	+0	4
Patient & Client Care	379	252	285	285	281	-97	+29	-4	311



UH Waterford JUL 2024	WTE DEC 2019	WTE DEC 2022	WTE DEC 2023	WTE JUN 2024	WTE JUL 2024	WTE change since DEC 2019	WTE change since DEC 2022	WTE change since JUN 2024	No. JUL 2024
Total UH Waterford	1,949	2,437	2,742	2,796	2,814	+865	+376	+18	3,074
Consultants	110	139	150	158	159	+49	+20	+1	167
Registrars	110	141	151	159	170	+60	+29	+10	173
SHO/ Interns	111	135	164	162	158	+47	+23	-4	181
Medical/ Dental, other	1	1	1	1	1	+0	+0	+0	1
Medical & Dental	332	415	466	480	487	+155	+72	+8	522
Nurse/ Midwife Manager	148	168	193	189	190	+42	+22	+2	205
Nurse/ Midwife Specialist & AN/MP	32	50	76	75	78	+46	+29	+3	83
Staff Nurse/ Staff Midwife	549	691	796	823	830	+282	+139	+7	907
Nursing/ Midwifery Student	10	5	5	21	17	+7	+12	-4	31
Nursing/ Midwifery other	5	5	6	10	9	+4	+5	-0	11
Nursing & Midwifery	744	919	1,076	1,117	1,125	+381	+206	+8	1,237
Therapy Professions	55	89	94	94	93	+38	+4	-1	105
Health Science/ Diagnostics	168	207	221	222	224	+56	+17	+2	254
Pharmacy	24	46	47	44	44	+20	-3	-0	49
Psychologists			1	1	1	+1	+1	+0	1
Social Workers	3	5	9	8	8	+5	+3	+0	9
H&SC, Other	5	8	8	6	5	+0	-3	-1	6
Health & Social Care Professionals	255	355	380	375	375	+120	+20	-0	424
Management (VIII & above)	7	10	9	10	10	+3	+0	-0	10
Administrative/ Supervisory (V to VII)	49	87	100	94	94	+46	+7	-0	99
Clerical (III & IV)	268	290	331	330	329	+61	+39	-1	354
Management & Administrative	324	387	440	434	433	+110	+47	-1	463
Support	200	228	245	247	252	+53	+25	+5	272
Maintenance/ Technical	16	19	22	19	20	+4	+1	+1	20
General Support	215	246	267	266	272	+57	+26	+6	292
Health Care Assistants	77	114	112	122	119	+42	+4	-3	134
Care, other	2	1	2	2	2	+0	+1	+0	2
Patient & Client Care	79	115	114	124	121	+42	+5	-3	136



ULHG HQ JUL 2024	WTE DEC 2019	WTE DEC 2022	WTE DEC 2023	WTE JUN 2024	WTE JUL 2024	WTE change since DEC 2019	WTE change since DEC 2022	WTE change since JUN 2024	No. JUL 2024
Total ULHG HQ	6	12	16	16	16	+10	+4	+0	16
Nurse/ Midwife Manager	1	1	1	1	1	+0	+0	+0	1
Nursing & Midwifery	1	1	1	1	1	+0	+0	+0	1
Management (VIII & above)	4	8	11	11	11	+7	+3	+0	11
Administrative/ Supervisory (V to VII)	1	2	3	3	3	+2	+1	+0	3
Clerical (III & IV)		1	1	1	1	+1	+0	+0	1
Management & Administrative	5	11	15	15	15	+10	+4	+0	15



UMH Limerick JUL 2024	WTE DEC 2019	WTE DEC 2022	WTE DEC 2023	WTE JUN 2024	WTE JUL 2024	WTE change since DEC 2019	WTE change since DEC 2022	WTE change since JUN 2024	No. JUL 2024
Total UMH Limerick	375	384	413	436	431	+56	+47	-5	491
Consultants	16	15	18	20	20	+5	+5	+0	21
Registrars	16	14	19	20	21	+5	+7	+1	21
SHO/ Interns	17	14	17	20	18	+2	+4	-2	20
Medical & Dental	48	43	54	60	59	+11	+17	-0	62
Nurse/ Midwife Manager	33	41	47	51	48	+15	+7	-3	55
Nurse/ Midwife Specialist & AN/MP	4	6	7	7	7	+4	+1	+0	8
Staff Nurse/ Staff Midwife	166	166	160	161	159	-7	-7	-1	187
Nursing/ Midwifery Student	19	2	5	17	17	-2	+15	+0	29
Nursing/ Midwifery other	3	5	4	5	5	+1	-1	+0	5
Nursing & Midwifery	225	221	224	240	236	+11	+16	-4	284
Therapy Professions	2	1	2	2	2	-1	+1	-0	2
Health Science/ Diagnostics	1	1	1	1	1	-0	+0	+0	1
Social Workers	1					-1			
H&SC, Other				1	1	+1	+1	+0	1
Health & Social Care Professionals	4	1	2	3	3	-2	+1	-0	4
Management (VIII & above)		1	1	1	1	+1	+0	+0	1
Administrative/ Supervisory (V to VII)	2	5	5	5	5	+3	+0	+0	5
Clerical (III & IV)	34	37	39	40	41	+7	+4	+0	42
Management & Administrative	36	43	45	46	47	+10	+4	+0	48
Support	21	51	52	52	52	+32	+1	-0	57
General Support	21	51	52	52	52	+32	+1	-0	57
Health Care Assistants	39	25	36	34	33	-6	+9	-1	35
Care, other	1	0	0	0	0	-1	-0	-0	1
Patient & Client Care	40	25	36	35	34	-7	+9	-1	36



Wexford General JUL 2024	WTE DEC 2019	WTE DEC 2022	WTE DEC 2023	WTE JUN 2024	WTE JUL 2024	WTE change since DEC 2019	WTE change since DEC 2022	WTE change since JUN 2024	No. JUL 2024
Total Wexford General	1,024	1,166	1,205	1,216	1,216	+191	+50	+0	1,341
Consultants	34	35	40	41	41	+7	+6	-0	44
Registrars	52	50	56	53	50	-2	-0	-3	51
SHO/ Interns	62	71	75	75	77	+15	+6	+2	84
Medical/ Dental, other	5	8	8	8	9	+4	+1	+1	10
Medical & Dental	153	164	179	178	177	+24	+13	-1	189
Nurse/ Midwife Manager	84	103	110	110	109	+25	+6	-1	118
Nurse/ Midwife Specialist & AN/MP	19	29	28	31	31	+13	+2	+0	36
Staff Nurse/ Staff Midwife	292	336	334	355	358	+66	+23	+4	407
Nursing/ Midwifery Student	1	1		4	4	+3	+3	+0	9
Nursing & Midwifery	395	468	473	500	503	+108	+35	+3	570
Therapy Professions	25	25	28	31	29	+4	+4	-2	31
Health Science/ Diagnostics	37	43	39	41	43	+6	-0	+2	47
Pharmacy	11	15	17	15	16	+5	+1	+1	17
Social Workers	1	1	2	3	4	+3	+3	+1	4
Health & Social Care Professionals	74	84	87	89	91	+17	+7	+2	99
Management (VIII & above)	2	5	5	5	5	+3	-0	-0	5
Administrative/ Supervisory (V to VII)	15	35	36	34	34	+19	-2	-0	35
Clerical (III & IV)	115	109	110	106	104	-11	-5	-2	112
Management & Administrative	132	149	150	145	143	+11	-6	-2	152
Support	178	189	196	187	187	+8	-3	-0	208
Maintenance/ Technical	5	7	8	8	7	+2	+0	-1	8
General Support	183	197	205	195	194	+11	-3	-1	216
Health Care Assistants	86	103	110	108	107	+21	+4	-1	114
Care, other	2	1	1	1	1	-1	+0	+0	1
Patient & Client Care	88	104	111	109	108	+20	+4	-1	115



Employment Report by Grade Group: JUL 2024

JUL 2024	WTE DEC 2019	WTE DEC 2022	WTE DEC 2023	WTE JUN 2024	WTE JUL 2024	WTE change since DEC 2019	WTE change since DEC 2022	WTE change since JUN 2024	No. JUL 2024
Overall	62,538	74,055	79,578	80,820	80,800	+18,261	+6,745	-21	90,135
Consultant Anaesthesia	403	449	486	502	512	+109	+63	+10	547
Consultant Dentistry	6	6	7	7	7	+0	+0	-0	8
Consultant Emergency Medicine	108	156	185	196	196	+88	+40	-0	212
Consultant Intensive Care Medicine	16	23	26	26	27	+11	+4	+0	28
Consultant Medicine	804	1,039	1,152	1,197	1,202	+398	+163	+5	1,310
Consultant Obstetrics & Gynaecology	161	178	199	202	205	+44	+27	+3	220
Consultant Paediatrics	193	234	254	267	268	+75	+34	+1	287
Consultant Pathology	253	292	303	320	322	+69	+30	+2	348
Consultant Psychiatry	24	29	31	33	33	+9	+4	+0	38
Consultant Radiology	275	300	329	341	345	+69	+44	+3	366
Consultant Surgery	539	624	671	687	687	+148	+63	+0	749
Consultants	2,782	3,329	3,644	3,778	3,801	+1,019	+472	+23	4,113
Registrar	1,700	1,965	2,144	2,275	2,382	+683	+418	+107	2,682
Senior Registrar	112	125	129	135	131	+18	+6	-4	140
Specialist Registrar	1,131	1,399	1,438	1,398	1,470	+339	+70	+72	1,828
Registrars	2,943	3,489	3,711	3,808	3,983	+1,041	+494	+175	4,650
Interns	718	810	855	840	867	+149	+57	+27	1,249
Senior House Officer	2,077	2,523	2,861	2,803	2,672	+596	+150	-130	3,116
SHO/ Interns	2,795	3,333	3,716	3,643	3,540	+745	+207	-103	4,365
Dentists	10	8	8	7	7	-3	-2	-0	8
Other Medical	50	67	66	81	76	+26	+9	-5	121
Medical/ Dental, other	60	75	74	87	82	+23	+7	-5	129
Medical & Dental	8579	10227	11145	11317	11407	+2,828	+1,180	+90	13,257
Clinical Nurse/ Midwife Manager 1	1,071	1,203	1,287	1,300	1,307	+236	+104	+8	1,421
Clinical Nurse/ Midwife Manager 2	2,710	3,402	3,662	3,643	3,643	+933	+241	+0	4,030
Clinical Nurse/ Midwife Manager 3	414	495	532	553	551	+136	+56	-2	576
Director Nursing/Midwifery, Assistant	430	520	580	585	586	+156	+66	+1	627
Director of Nursing/Midwifery	79	96	105	105	103	+24	+8	-1	104
Nurse/ Midwife Manager	4,705	5,716	6,166	6,185	6,191	+1,486	+475	+6	6,758
Advanced Nurse/ Midwife Practitioner	244	443	538	586	598	+354	+154	+11	625
Adv. Nurse/ Midwife, Candidate	92	237	356	360	349	+256	+111	-11	360
Clinical Nurse/ Midwife Spec., Candidate			5	30	33	+33	+33	+2	34
Clinical Nurse/ Midwife Specialist	952	1,216	1,358	1,369	1,376	+424	+160	+7	1,559
Nurse/ Midwife Specialist & AN/MP	1,288	1,897	2,257	2,345	2,355	+1,067	+458	+10	2,578
Nursing Bank	31	6	5	4	4	-27	-2	+0	8
Staff Midwives	1,450	1,426	1,351	1,421	1,411	-39	-14	-10	1,673
Staff Nurse [Intellectual Disability]			2	2	2	+2	+2	+0	2
Staff Nurse [Psychiatric]	28	21	23	27	26	-2	+5	-1	28
Staff Nurses [General/ Children's]	15,167	17,905	19,606	20,228	20,167	+5,000	+2,261	-61	22,149
Staff Nurse/ Staff Midwife	16,676	19,359	20,988	21,682	21,611	+4,935	+2,252	-72	23,860
Public Health Nurse	1					-1			



JUL 2024	WTE DEC 2019	WTE DEC 2022	WTE DEC 2023	WTE JUN 2024	WTE JUL 2024	WTE change since DEC 2019	WTE change since DEC 2022	WTE change since JUN 2024	No. JUL 2024
Overall	62,538	74,055	79,578	80,820	80,800	+18,261	+6,745	-21	90,135
Public Health Nurse	1					-1			
Nursing/ Midwifery awaiting registration	153	261	153	51	30	-122	-231	-21	36
Post-registration Nurse/ Midwife Student	195	140	127	102	96	-100	-44	-6	102
Pre-registration Nurse/ Midwife Intern	83	137	71	541	563	+480	+426	+22	1,117
Nursing/ Midwifery Student	431	538	351	694	689	+258	+151	-5	1,255
Nursing Education/Clinical	191	179	198	204	203	+13	+25	-1	234
Other Nursing/ Midwifery	33	6	8	7	7	-26	+1	+0	8
Nursing/ Midwifery other	224	185	206	211	210	-14	+26	-1	242
Nursing & Midwifery	23325	27694	29968	31117	31055	+7,730	+3,361	-61	34,693
Dietitians	393	475	517	530	522	+129	+48	-8	584
Occupational Therapists	368	528	577	590	587	+219	+60	-3	640
Orthoptists	22	20	18	18	19	-3	-1	+1	25
Physiotherapists	992	1,221	1,286	1,299	1,291	+299	+70	-8	1,447
Podiatrists & Chiropodists	34	34	35	35	36	+1	+1	+0	42
Speech & Language Therapists	198	285	308	303	300	+102	+15	-3	342
Therapy Professions	2,008	2,563	2,741	2,776	2,756	+748	+192	-20	3,080
Audiology	28	43	44	46	44	+16	+1	-2	48
Biochemists	72	65	73	69	71	-1	+6	+2	76
Cardiac Physiologists	227	251	264	269	268	+41	+17	-0	294
Clinical Engineering	142	161	182	183	180	+37	+18	-3	187
Dosimetrists	13	16	17	18	17	+4	+2	-0	20
E.C.G. Technicians	10	8	8	8	9	-1	+1	+0	11
Gastrointestinal Physiologists	2	5	6	6	6	+4	+1	+0	6
Medical Science	1,885	2,031	2,074	2,083	2,084	+199	+53	+1	2,296
Neuro-Physiologists	50	55	52	51	50	+1	-4	-0	58
Perfusionists	22	19	18	21	20	-2	+1	-0	23
Phlebotomists	168	229	251	259	258	+90	+30	-0	324
Physicists	181	192	209	212	215	+34	+22	+3	229
Radiation Therapists	199	205	204	205	209	+10	+4	+3	228
Radiographers	1,146	1,409	1,435	1,430	1,439	+293	+30	+9	1,599
Respiratory Physiologists	65	72	84	80	79	+14	+7	-1	86
Vascular Physiologists	29	32	34	34	35	+6	+2	+1	38
Health Science/ Diagnostics	4,239	4,793	4,954	4,972	4,985	+746	+191	+13	5,523
Social Care	3	3	3	3	3	-0	-1	-0	4
Social Care	3	3	3	3	3	-0	-1	-0	4
Pharmacists	530	646	687	693	696	+166	+51	+4	770
Pharmacy Technicians	370	487	516	515	523	+153	+36	+8	584
Pharmacy	901	1,133	1,203	1,208	1,220	+319	+87	+12	1,354
Psychologists	101	136	175	173	171	+70	+34	-3	205
Psychologists	101	136	175	173	171	+70	+34	-3	205
Social Workers	355	441	505	506	504	+149	+63	-3	557
Social Workers	355	441	505	506	504	+149	+63	-3	557
Counsellor Therapists	5	4	6	8	8	+3	+4	+0	12
Dental Hygienists	1	1	1	1	1	+0	+0	+0	2

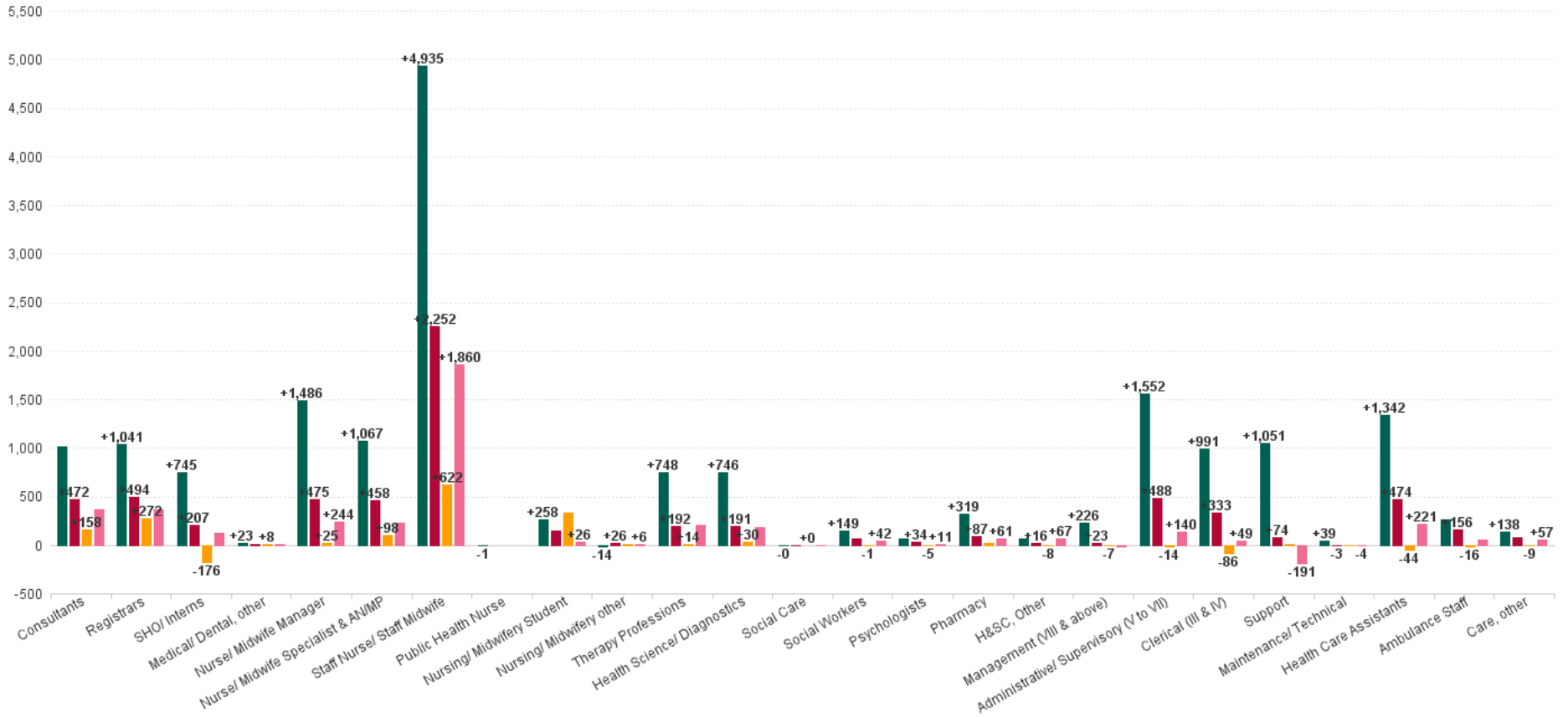


JUL 2024	WTE DEC 2019	WTE DEC 2022	WTE DEC 2023	WTE JUN 2024	WTE JUL 2024	WTE change since DEC 2019	WTE change since DEC 2022	WTE change since JUN 2024	No. JUL 2024
Overall	62,538	74,055	79,578	80,820	80,800	+18,261	+6,745	-21	90,135
HSCP Trainees/Students	69	85	93	69	57	-12	-27	-12	73
Other Health & Social Care	50	73	93	118	125	+75	+51	+7	135
Play Therapists/ Specialists	25	33	32	35	32	+6	-2	-3	41
Vaccinators		10	6	1	0	+0	-10	-1	4
H&SC, Other	151	207	230	232	223	+72	+16	-9	267
Health & Social Care Professionals	7757	9277	9811	9870	9860	+2,103	+583	-10	10,990
Executive Management	87	121	129	129	127	+40	+6	-2	128
Senior Management (VIII & GM)	431	599	621	631	617	+186	+17	-15	628
Management (VIII & above)	518	720	750	760	743	+226	+23	-16	756
Middle Management (V-VII)	2,311	3,373	3,877	3,871	3,868	+1,557	+495	-3	4,074
Other Administrative	15	17	14	10	10	-5	-7	+0	10
Administrative/ Supervisory (V to VII)	2,326	3,390	3,892	3,881	3,878	+1,552	+488	-3	4,084
General Administrative (III & IV)	6,605	7,264	7,682	7,616	7,597	+991	+333	-20	8,501
Clerical (III & IV)	6,605	7,264	7,682	7,616	7,597	+991	+333	-20	8,501
Management & Administrative	9449	11373	12325	12257	12218	+2,769	+845	-39	13,341
Catering	474	469	502	500	497	+23	+28	-4	537
Household Services	2,705	3,250	3,185	3,139	3,141	+436	-109	+2	3,644
Other Labs & Associated	383	615	655	676	695	+312	+80	+19	749
Other Support	736	772	799	802	808	+72	+36	+7	893
Portering	1,259	1,428	1,459	1,467	1,467	+208	+39	-0	1,540
Support	5,556	6,533	6,600	6,585	6,608	+1,051	+74	+23	7,363
Maintenance	505	542	546	533	534	+29	-8	+1	545
Technical Services	24	29	30	34	34	+10	+5	+0	34
Maintenance/ Technical	529	571	576	567	568	+39	-3	+1	579
General Support	6085	7104	7176	7152	7175	+1,090	+71	+24	7,942
Attendant/ Aide	1,657	1,244	1,324	1,305	1,299	-358	+55	-6	1,420
Health Care Assistant/ Care Assistant	3,565	4,752	5,124	5,118	5,119	+1,554	+367	+1	5,692
Health & Social Care Assistants	129	223	288	271	275	+146	+52	+3	304
Health Care Assistants	5,350	6,218	6,736	6,694	6,692	+1,342	+474	-2	7,416
Ambulance Control	179	164	214	206	209	+30	+45	+3	225
Ambulance Education	162	203	234	290	291	+129	+88	+1	291
Ambulance Officers	78	87	73	77	71	-7	-16	-7	71
Pre-Hospital Care (Ambulance)	1,406	1,477	1,581	1,534	1,516	+110	+39	-18	1,557
Ambulance Staff	1,825	1,931	2,103	2,108	2,087	+262	+156	-21	2,144
Health Promotion	2	4	4	4	4	+2	-0	+0	5
Other Care Grades	79	143	224	222	223	+144	+79	+1	241
Pastoral Care	87	80	82	79	78	-9	-2	-1	104
Workshop Services	1	2	4	1	1	+0	-1	+0	2
Care, other	168	230	314	306	306	+138	+76	-1	352
Patient & Client Care	7343	8379	9153	9108	9084	+1,742	+705	-24	9,912



WTE Change by Staff Group

■ WTE change since DEC 2019
 ■ WTE change since DEC 2022
 ■ WTE change since DEC 2023
 ■ WTE change since JUL 2023



Month-on-Month Summary

WTE change since JUN 2024	% WTE change since JUN 2024	Overall	Consultants	Registrars	SHO/Intens	Medical/Dental/Other	Medical & Dental	Nurse/Midwife Manager	Nurse/Midwife Specialist & ANMP	Staff Nurse/Staff Midwife	Public Health Nurse	Nursing/Midwifery Student	Nursing/Midwifery other	Nursing & Midwifery	Therapy Professors	Health Science/Diagnosis	Social Care	Social Workers	Psychologists	Pharmacy	H&SC, Other	Health & Social Care Professionals	Management (VII & above)	Administrative/Supervisory (V to VI)	Clerical (III & IV)	Management & Administrative	Support	Maintenance/Technical	General Support	Health Care Assistants	Ambulance Staff	Care, other	Patient & Client Care	
Overall	-0.63%	-20.5	+23.2	+175.0	-103.0	-5.0	+90.2	+6.1	+10.0	-71.6		-5.2	-0.6	-61.3	-20.3	+12.8	-0.0	-2.6	-2.6	+11.8	-8.2	-10.0	-16.5	-3.0	-18.6	-39.1	+23.1	+0.6	+23.7	-2.1	-21.3	-0.6	-24.0	
Mater Misericordiae University	+1.09%	+47.2	+7.8	+20.0	+3.9	+0.4	+32.0	+7.9	-1.6	-1.8		+1.0	+0.3	+5.8	+2.5	-0.2		+0.6	-0.6	+2.2	-0.8	+3.9	-0.1	-2.9	+1.3	-1.7	-0.2	+0.0	-0.2	+7.5		-0.1	+7.3	
St. Vincent's University	+0.66%	+25.5	-1.3	+12.9	+6.6	+0.0	+18.2	+2.8	-0.4	-4.6		-0.8	-0.3	-3.3	-1.2	+4.4		-2.4	-0.1	+1.0	+0.0	+1.7	-5.1	+2.2	+3.1	+0.2	+0.1	+0.3	+0.4	+8.4		+0.0	+8.4	
MRH Mullingar	-0.31%	-3.6	+0.7	-0.1	-7.0	-0.4	-6.9	+1.9	-0.4	+15.3		-7.0	-0.0	+9.9	+0.6	-2.2		+0.1	+0.0	-0.2	-0.5	-2.2	-0.8	-1.3	+0.5	-1.6	-0.9	+0.0	-0.9	-1.9		+0.0	-1.9	
St Luke's General Kilkenny	-0.12%	-1.7	+1.1	+13.0	-15.0	-1.0	-1.9	+1.3	+0.7	+1.6		+0.5	-0.0	+4.0	+0.4	-0.4		+0.1		-0.1		-0.1	-1.0	-0.1	-2.2	-3.4	-1.0	+0.0	-1.0	+0.6		+0.0	+0.6	
Westford General	+0.02%	+0.3	-0.3	-3.1	+1.8	+0.8	-0.8	-1.3	+0.4	+3.7		+0.1		+2.9	-2.3	+2.2		+0.8		+1.1		+1.8	-0.1	-0.2	-1.6	-1.8	-0.3	-0.7	-1.0	-0.9		+0.0	-0.9	
National Maternity	-0.16%	-1.7	+0.5	+0.0	+1.0	+0.0	+1.5	+0.5	+0.0	-3.5		+0.0	+0.0	-3.0	+0.0	+2.0		+0.0	+0.0	-1.0	+0.0	+1.6	+0.0	+1.2	-3.1	-2.0	+3.5	-1.0	+2.5	-1.8		+0.0	-1.8	
Our Lady's Navan	-1.90%	-13.1	-0.3	+1.6	-5.1		-3.8	+0.5	-0.2	-1.0				-0.7	-0.5	-1.9		-0.0		-0.3		-2.7	+0.0	-0.8	-2.4	-3.2	-0.7	-0.0	-0.7	-1.9		-0.1	-2.0	
St. Columille's	-0.58%	-3.0	+0.1	-0.4	-1.0		-1.3	-0.4	+0.1	+1.0				+0.6	-1.8	-0.9		+0.0	+0.0	-0.0		-2.7	+0.1	-2.0	+0.2	-1.7	+0.9	+0.0	+0.9	+3.1		-2.0	-2.0	
St. Michael's	-0.38%	-1.6	+0.0	-1.0	+1.8	+0.0	+0.8	+0.9	+0.0	-1.8		-0.2		-1.1	-0.0	-1.9		+0.0		-0.2	+0.0	-2.1	+0.0	+0.1	+0.4	+0.5	+0.4	+0.1	+0.4	+0.0		+0.0	+0.0	
Cappagh National Orthopaedic	-0.06%	-0.3	+0.0	-2.8	+0.0		-2.8	+1.0	+0.0	-1.1				-0.1	+2.0	+0.7		-1.6	+0.0	+0.0		+1.1	+0.0	+0.0	+0.0	+0.0	+0.0	+0.0	+0.0	+1.5		+0.0	+1.5	
Royal Victoria Eye & Ear	+3.13%	+11.7	-0.6	+3.8	+5.0	+0.0	+8.2	+0.0	-2.0	+7.0			-0.1	+4.9	+0.0	-1.2		+0.0		+0.0	+0.0	-1.2	+0.0	+0.0	-0.2	-0.2	+0.0	+0.0	+0.0		+0.0	+0.0	+0.0	
IEHG HQ	-3.66%	-2.5						+0.0						+0.0		+0.0		+0.0				-0.2	-0.2	-0.5	-0.8	-1.0	-2.3							
Beaumont	+0.86%	+39.1	+5.9	+20.3	+3.0	+0.2	+29.5	+0.4	-0.7	-11.8			+0.0	-12.1	+3.0	+6.5		-1.0	-0.1	+1.0	-0.3	+0.2	+0.1	+2.2	+6.9	+9.2	-2.6	+1.3	-1.3	+4.4		+0.2	+4.7	
Our Lady of Lourdes	-0.54%	-14.3	+0.2	+0.5	-3.4		-2.7	-4.3	-0.2	-3.7		+1.1	-1.0	-0.1	+0.4	-0.3		+0.6		-0.2		-0.6	-0.7	+1.5	-4.2	-3.3	-0.0	-0.0	-0.0	+0.3		-1.0	-0.7	
Connolly	-0.85%	-13.9	-1.5	-1.3	-4.0	+0.0	-6.7	+0.4	+1.0	+1.0		+0.6	+0.0	+3.0	-3.2	-0.4		-0.3		+1.7		-2.2	-0.8	+1.8	-3.8	-2.8	-2.3	-1.0	-3.3	-2.8		+1.0	-1.9	
Cavan General	-0.68%	-9.2	-0.6	+2.6	-3.0		-1.0	+0.7	+0.9	-0.1			-0.1	+1.5	-0.4	-0.9		+0.1		-0.6	-1.5	-3.4	-0.1	+0.5	-2.4	-1.9	-1.4	-0.3	-1.7	-2.6		-0.1	-2.7	
Rotunda	+2.95%	+30.3	+2.8	+3.4	-0.8		+5.5	-0.9	+0.0	-2.0		+8.8		+5.9	+0.7	+2.0		+0.6	+0.0	+2.0		+5.3	+0.0	+2.1	+6.8	+8.9	+2.7	+1.1	+3.7	+1.0		+0.0	+1.0	
Louth County	-1.41%	-4.3	+0.0	+0.0			+0.0	-0.6	-0.0	+0.6		-1.0		-1.0	-0.1	-0.1					-0.0	-0.2	+0.0	-0.0	-1.1	-1.1	-1.1	+0.1	-1.1	-0.8		+0.0	-0.8	
Monaghan	-0.28%	-0.5						+0.7	-0.0	-1.0				-0.3	-0.1	-0.0				+0.3		+0.2	+0.0	-0.3	-0.3	-0.0	+0.0	-0.0	-0.1		+0.0	-0.1		
RCSI HQ	+0.22%	+0.2				-0.0	-0.0							+0.0	-0.0	+0.0		+0.0				-0.0	-0.0	+0.2	-0.0	+0.2								
St. James's	-0.08%	-4.3	+1.7	+4.5	-13.5	+2.0	-5.4	-0.1	+1.6	-7.0		-0.2	+0.0	-5.7	-2.7	+0.1		-1.6	-0.8	+0.8	+1.1	-3.1	+0.7	+0.1	+4.5	+5.3	+3.4	-0.1	+3.3	+0.9		+0.4	+1.3	
St. Luke's Rathgar	+0.69%	+3.7	+1.0	+0.0	-1.0		+0.0	-1.0	+0.0	+1.0				+0.0	+0.0	+1.7		+0.0	+0.0	+0.0		+1.7	+0.0	+0.0	+0.0	+0.0	+0.0	+0.0	+0.0	+0.0	+2.0		+0.0	+2.0
MRH Portlaoise	-0.29%	-2.7	+2.3	+3.0	-5.2		+0.0	+1.7	-1.3	-1.4		-0.0	-0.0	-1.1	-0.6	-1.4		+1.0		+0.5		-0.5	+0.0	+1.0	-1.3	-0.3	+0.2	+0.0	+0.2	-1.0		+0.0	-1.0	
MRH Tullamore	-1.12%	-15.8	-0.8	+8.4	-9.5	+0.0	-1.8	+1.1	-0.1	-2.0		-7.0	-0.3	-8.3	+0.0	-1.6		+0.0		+0.4	+0.0	-1.1	-0.0	+0.2	-1.4	-1.2	-1.2	-0.1	-1.3	-2.1		+0.0	-2.1	
Nase General	+0.22%	+2.3	-1.7	+1.8	+2.9		+2.8	-2.2	+1.1	-1.7			-0.0	-2.9	+1.1	-0.9		+0.0		+1.8	+0.0	-2.6	+0.0	-2.1	+0.7	-1.4	-0.3	+0.2	-0.1	+1.8		+0.0	+1.8	
Coombe Women & Infants University	+0.41%	+4.3	-0.1	+2.5	-0.2		+2.2	+0.1	+1.0	-4.7		-0.5	+0.0	-4.1	-0.6	-1.0		+0.0	+0.0	-1.0	-3.6	+0.0	+1.8	+0.5	+2.3	+5.0	+1.0	+6.0	+1.5		+0.0	+1.5		
Tallaght University	+0.95%	+35.2	+5.0	-3.4	+16.8		+18.4	-9.4	+11.9	-0.4		+1.0	+0.3	+3.5	-2.3	+3.3		+0.7	+0.5	+4.1	-0.9	+5.4	-0.7	+1.6	+3.6	+4.4	+7.1	+0.0	+7.1	-3.5		-0.0	-3.5	
DMHG HQ	-1.50%	-1.2						-0.3						-0.3								-0.1	-0.0	-0.8	+0.0	-0.8								
UH Limerick	-0.43%	-17.3	-1.3	+16.2	-22.8	+0.0	-7.6	+2.0	+1.1	-3.1		-0.0	+1.0	+0.9	+1.1	+0.1		-0.1	-0.0	+1.1	+0.5	+2.7	-0.1	-1.6	-6.5	-8.3	+0.2	-1.2	-1.0	-4.1		+0.1	-4.0	
UMH Limerick	-1.17%	-5.1	+0.0	+1.2	-1.6		-0.4	-2.8	+0.1	-1.4		+0.1	+0.1	-4.0	-0.0	+0.0		+0.0				-0.0	+0.0	+0.0	+0.2	+0.2	-0.1	-0.1	-0.8		-0.0	-0.8		
Ennis	-0.38%	-1.1	+0.0	+0.5	-2.3		-1.8	-0.1	+0.0	+0.4				+0.2	+0.1	-0.4				+0.0		-0.3	-0.0	-0.9	-0.4	-1.3	+3.0		+3.0	-0.9		+0.0	-0.9	
Nenagh	+1.24%	+4.3	+0.1	+0.0	+5.0		+5.1	-1.1	-0.2	-0.9				-2.2	+0.3	+1.0				-0.0		+1.3		-0.1	+0.1	-0.0	+0.6	+0.0	+0.7	-0.5		+0.0	-0.5	
Coom Orthopaedic	-1.07%	-3.3	-1.0	+0.0	-1.0		-2.0	+1.0	+0.0	-2.6				-1.6	+0.7	+0.0						+0.0	+0.7	+0.0	-0.0	+0.0	-0.6	+0.0	-0.6	+0.3		-0.1	+0.3	
St. John's Limerick	+0.78%	+3.1	+0.0	+0.0	+3.0		+3.0	-0.4	+0.0	+0.9			+0.0	+0.5	+0.0	+0.0				+0.0		+0.0	-1.0	+0.0	+0.6	-0.4	+0.0	+0.0	+0.0	+0.0		+0.0	+0.0	
ULHG HQ	+1.21%	+0.2						+0.0						+0.0									+0.2	+0.0	+0.0	+0.2								
Cork University	+0.14%	+7.3	+4.1	+19.8	-11.3	-0.1	+12.5	+6.9	-0.1	-15.1		+4.8	-0.2	-3.7	-2.6	+2.3		-0.3	+1.0	-2.7	-1.5	-3.7	+0.9	-0.4	+2.6	+3.0	-1.0	-0.0	-1.0	+0.3		+0.0	+0.3	
UH Waterford	+0.63%	+17.6	+0.8	+10.5	-3.6	+0.0	+7.7	+1.7	+3.5	+7.2		-4.0	-0.1	+8.4	-1.4	+1.7		+0.4	+0.0	-0.2	-0.8	-0.4	-0.1	-0.1	-0.8	-1.0	+5.4	+0.5	+5.9	-3.0		+0.0	-3.0	
UH Kerry	-0.80%	-12.3	-2.4	-0.5	-12.5		-15.4	-0.8	+0.1	+2.7		+0.1	+0.8	+2.9	-2.6	+0.7		-0.0		-0.8		-2.6	+0.0	+0.0	-1.6	-1.5	+3.1		+3.1	+1.2		-0.1	+1.2	
Mercy University	+0.69%	+10.2	-0.3	+8.1	-1.0		+6.8	+0.1	+0.6	-0.8		-3.0	+0.0	-3.0	+0.1	+1.4		+0.0	+0.0	+1.4		+2.9	-0.2	-1.5	-0.6	-2.2	+0.7	+2.0	+2.7	+1.4		+1.6	+3.1	
South Tipperary General	-0.78%	-9.4	+0.7	-4.9	-6.6	+0.8	-10.1	+1.3	-1.9	+3.0				+2.3	-0.8	+0.1		+0.0		+0.6		-0.1	+0.0	-0.4	-0.1	-0.5	-0.3	-0.0	-0.4	-0.6		-0.6	-0.6	
South Infirmary Victoria University	-0.18%	-1.7	+0.0	+0.0	+2.0		+2.0	+1.0	+0.0	-8.2		+6.0	+0.0	-1.2	-1.0	+0.0		+0.0		+0.0		-1.8	+0.0	-0.8	+0.8	-0.0	+0.5	+0.0	+0.5	-2.0		-2.0	-2.0	
Bantry General	-1.62%	-5.4	-0.1	-2.0	+0.1	+0.0	-1.9	+1.0	+0.3	-3.3				-2.0	-0.4	-0.5				-0.0		-0.9	+0.0	+0.1	-0.5	-0.5	-0.3	+0.0	-0.3	+0.2		+0.0	+0.2	
Mallow General	-0.15%	-0.5	+0.0	+3.0	-3.2		-0.2	-0.4	+0.0	+0.6				+0.2	-0.5	+1.4				+0.5		+1.4	+0.0	+0.1	-1.2	-1.2	-0.2	-0.2	-0.7		-0.2	-0.5		
Lourdes Orthopaedic Kilkenny	-0.02%	-3.0	+0.0		-3.0	+0.0	-3.0	-0.3		+0.4				+0.1									+0.0	-0.0	-0.0	-0.0	+0.0		+0.0					
SSWHG HQ	-0.63%	-0.6			-1.0	-1.0	+0.0							+0.0								+0.0	-0.5	+0.4	+0.5	+0.4								
Galway University	-0.15%	-6.5	-1.4	+30.6	+6.9	-6.2	+29.9	-0.2	-1.0	-16.4		+0.7	-0.5	-17.3	-2.9	-3.2	-0.0	-0.1	-0.2	-0.1	-4.1	-10.7	-0.3	-2.8	-6.1	-9.1	+5.7	-1.0	+4.7	-3.9		-0.1	-4.0	
Sligo University	-0.22%	-4.6	+1.1	+2.9	+0.8	-0.4	+4.5	+0.2	-1.4	+0.5		+0.2	-0.0	-0.5	-1.6	-0.5		+0.0	+0.0	-0.7	-3.1	-5.8	+0.0	-0.5	-1.1	-1.6	-0.9	+0.0	-0.9	-0.3		-0.1	-0.4	

Acute Services JUL 2024

Year-to-Date Summary

WTE change since DEC 2023	% WTE change since DEC 2023	Overall	Consultants	Registrars	SHO/ Interns	Medical/ Dental, other	Medical & Dental	Nurse/ Midwife Manager	Nurse/ Midwife Specialist & ANMP	Staff Nurse/ Staff Midwife	Public Health Nurse	Nursing/ Midwifery Student	Nursing/ Midwifery other	Nursing & Midwifery	Therapy Professionals	Health Science/ Diagnostics	Social Care	Social Workers	Psychologists	Pharmacy	HES/ Other	Health & Social Care Professionals	Management (VIII & above)	Administrative / Supervisory (V to VII)	Clerical (III & IV)	Management & Administrative	Support	Maintenance/ Technical	General Support	Health Care Assistants	Ambulance Staff	Care, other	Patient & Client Care	
Overall	+1.54%	+1,222	+158	+272	-176	+8	+262	+25	+98	+622		+338	+4	+1,087	+14	+30	+0	-1	-5	+17	-8	+49	-7	-14	-86	-107	+8	-8	-0	-44	-16	-9	-69	
Mater Misericordiae University	+3.62%	+153	+17	+26	+8	+0	+51	+27	+10	-18		+30	-1	+47	+6	-4		+2	+0	+3	-5	+2	+0	+2	+17	+19	+10	+3	+13	+21		-1	+20	
St. Vincent's University	+3.81%	+140	+0	+24	+4	-0	+28	+15	+5	+45		+29	+1	+28	+6	+3	+5		-2	+1	+5	+0	+3	-4	+9	-0	+4	+4	-2	+3	+7		-1	+6
MRH Mullingar	+1.54%	+18	-1	+4	-12	-1	-10	+1	+1	+28		+4	+0	+35	+5	-0			-1	+0	-3	+1	+3	-1	-0	-1	-2	-3	+0	-3	-5		+0	-5
St. Luke's General Kilkenny	+1.08%	+15	+3	+17	-12	-1	+7	-7	+4	+24		+6	-0	+27	-1	+2			-1		+0		+1	-1	-1	-5	-7	-7	+0	-7	-5		+0	-5
Wexford General	+0.90%	+11	+1	-6	+2	+1	-2	-2	+3	+24		+4		+30	+0	+3			+2		-1		+4	-0	-2	-5	-8	-10	-1	-11	-3		+0	-3
National Maternity	+4.28%	+42	-2	+0	+0	+0	-2	+5	+1	+11		+11	+0	+27	+3	+5			+1	+0	+0	+1	+9	+1	+0	-0	+1	+6	-1	+5	+3			+3
Our Lady's Navan	+3.71%	+24	+1	+1	-10		-9	+6	+1	+11				+18	+3	+0			+0		+1		+4	+0	+0	-3	-2	+0	-0	+0	+14		-1	+13
St. Columille's	+0.48%	+2	+0	-1	-1		-2	-2	+1	+12				+11	-1	-2			-0	-1	-0		-5	+2	-2	-4	-4	-6	+1	-5	+10		-2	+8
St. Michael's	+1.95%	+8	+1	+0	-2	+0	-1	-2	+1	+5		+11		+15	+1	-4			-1	-0	-0	+0	-4	+1	+2	-2	+1	-2	+0	-2	-1		+0	-1
Cappagh National Orthopaedic	+1.55%	+8	+0	-3	-1		-4	+1	+0	+9			+0	+9	+4	-1			-2	+0	+0	+0	+2	+0	-2	+3	+1	-1	+2	+1	-1			-1
Royal Victoria Eye & Ear	+3.57%	+13	+0	+2	+3	+0	+5	-0	-1	+7			-0	+6	+1	+0			+0		+1	+0	+0	+0	+1	+1	+0	+0	+0	-1				-1
IEHG HQ	-11.44%	-9						-0						-0	+0				+0	-1	-3	-3	-1	-3	-1	-5								
Beaumont	+2.23%	+100	+24	+12	-24	+0	+13	-8	+19	+60		-1	+0	+71	+2	+17			-2	+0	-3	+6	+6	+17	-4	+13	+7	-2	-9	-7		+1	-6	
Our Lady of Lourdes	+0.99%	+26	+5	+3	-4		+4	-11	+0	+39		+8	-2	+34	-1	+5			+1		+0	-2	+3	-0	+4	-12	-9	-6	+0	-6	-0		-0	-0
Connolly	-1.43%	-23	+1	-1	-2	+0	-2	-2	+0	+4		+8	-1	+9	+2	-5			-1		-4		-7	-1	+2	-13	-11	-5	-1	-6	-9		+1	-7
Cavan General	+1.28%	+17	-0	+6	-9		-3	-0	+1	+38		-3	-0	+36	-0	+1			+1		-2	-2	-1	-0	-1	-3	-1	+0	-1	-9	-0		-0	-9
Rotunda	+5.42%	+54	+5	+7	+2		+14	+2	-0	-1		+14		+15	+1	+2			+0	+0	+2		+5	+0	+0	+13	+13	+6	+1	+7	+1		+0	+1
Louth County	-2.15%	-7	+0	+0			+0	+0	-1	+1				+1	-0	-1				+0		+1	+0	+0	-1	-1	-3	+1	-2	-3	-1		-1	-4
Monaghan	+2.80%	+5						+1	-1	+1				+1	+2	+0				+0		+3	+0	+0	+0	+0	+0	+0	+0	+0	+1		+0	+1
RCSI HQ	-1.04%	-1				+0	+0	+1						+1	-0	+0			+0		-1	-3	-0	-0	-2	-0	-2							
St. James's	+3.16%	+156	+2	+1	-12	+1	-6	+12	+13	+67		+29	-0	+120	-0	+7			-1	-2	+6	+6	+16	+3	+14	-4	+13	+2	+3	+4	+9		-1	+9
St. Luke's Rathgar	-1.19%	-7	+3	-1	-1		+1	-1	+0	-2				-3	-1	+2			+0	-1	+0	+0	+0	-2	-2	-4	-2	-1	-3	+2		+0	+2	
MRH Portlaoise	+1.19%	+11	+5	+1	-4		+2	-2	+4	+7		+4	-0	+12	+2	-1			+1		-1	+1	+0	-0	-1	-1	-0	+1	+0	-4		+0	-4	
MRH Tullamore	+2.09%	+29	+11	+11	-10	+0	+11	+1	+2	+21		+7	-0	+31	+3	-1			+2		+2	+3	+9	+1	-0	-9	-8	-6	-0	-7	-7		+0	-7
Naas General	+2.98%	+30	-1	+8	+2		+9	-4	+2	+23		+1		+22	-4	-2			+2		+3	+2	+1	+1	-4	-2	-4	-1	-0	-1	+4		+0	+4
Coombe Women & Infants University	+7.60%	+74	+4	+4	+2		+9	+6	+4	+30		+8	-2	+45	+2	+1			-1	+0	-2	-1	-0	+4	+11	+14	+4	+0	+4	+3		+3	-1	+2
Tallaght University	+4.89%	+174	+8	+1	+13		+23	-15	+29	+80		+17	-0	+110	-4	+8			-1	+1	+9	-1	+12	-0	+3	+21	+23	-14	+0	+14	-8		+0	-8
DMHG HQ	+2.61%	+2						-2						-2							-0	-0	-1	+3	+3	+4								
UH Limerick	+1.61%	+63	+7	+22	-16	+0	+13	+8	+3	-1		+31	-1	+40	+21	-9			+4	+1	+0	+0	+0	-6	+15	+9	+9	-6	-2	-8	-4		+1	-3
UMH Limerick	+4.21%	+17	+2	+2	+1		+6	+0	+0	-1		+12	+0	+12	+0	+0					+1	+1	+0	+0	+2	+2	+0	+0	+0	-3		+0	-0	-3
Ennis	+5.88%	+16	+0	+0	-2		-2	+0	+2	+11				+14	+0	+2				+1		+3		+0	-3	-3	+2			+2	+3		+3	+3
Nenagh	+2.66%	+9	-0	+2	+3		+5	+0	+1	+2				+3	+0	+2				+0		+2		-1	-3	-3	+6	+0	+6	-4		+0	-4	
Croom Orthopaedic	-4.77%	-15	-1	-1	-4		-6	-0	-0	-4				-5	-1	+0					+1	-0	-0	-0	-3	-3	+2	+0	-2	-0		-0	-0	-0
St. John's Limerick	+3.91%	+15	+0	+0	+4		+4	+5	+0	+12		-1	+1	+16	+0	+0				+2		+3	+0	-3	-0	-3	-2	-1	-3	-2		-1	-3	
ULHG HQ	-0.13%	-0						+0						+0									-0	+0	+0	-0								
Cork University	+2.03%	+106	+19	+49	-18	-0	+49	+3	+2	+67		+34	+1	+106	-7	-5			-1	+0	-5	-9	-27	-0	-5	-19	-24	+4	+0	+4	-5		+3	-2
UH Waterford	+2.62%	+72	+9	+19	-6	+0	+22	-2	+3	+34		+12	+4	+50	-1	+3			-1	+0	-3	-3	+5	+1	-6	-1	-7	+7	-2	+5	+7		+0	+7
UH Kerry	-0.70%	-11	+7	+3	-13		-4	-3	+1	-12		+19	+1	+7	-1	-2			-0	-0	-2	-2	-7	+0	-1	-7	-8	+1		+1	+0	-0	+0	+0
Mercy University	-3.19%	-49	+0	-2	-8		-10	-8	-1	-24		+9	+0	-23	-2	+4			+0	+0	-2	-2	+2	-3	-8	-9	-5	+2	-3	-4		+1	-3	
South Tipperary General	+1.52%	+18	+2	-3	-10	+1	-11	+12	-1	+15		+6	+0	+31	-2	-0			+1		+0	-1	+0	-0	-1	-2	+4	-0	+4	-4			-4	-4
South Infirmary Victoria University	+4.81%	+44	+5	+1	+2		+0	+0	-2	+5		+6	+0	+8	+1	+0			+1	+1	+0	+0	+3	-1	-1	+16	+14	+4	+0	+4	+5			+5
Bantry General	+0.46%	+2	-0	-3	-1	+0	-4	-3	+3	+4				+4	-1	-0					-0	-2	+0	+0	-1	-1	+1	+0	+1	+3		-0	+3	
Mallow General	+6.46%	+21	+0	+4	-2		+2	+0	-1	+1				+1	+2	-0					-2	-1	+0	+1	-0	+0	+12	+12	+6		-0		+6	+6
Lourdes Orthopaedic Kildarene	+1.24%	+1	+0		-3		-3	-0		+4				+4									+0	+0	+2	+2	-2			-2				
SSWHG HQ	-4.68%	-4					-1	+0						+0					+0			+0	-0	-3	+0	-3								
Galway University	-1.81%	-82	-1	+31	+2	+8	+41	-12	+3	-79		+23	-1	-66	-6	+1		+0	-1	+0	-0	-9	-15	-0	-7	-24	-31	+4	-2	+2	-15		+1	-14
Sligo University	-0.73%	-16	+5	+4	-5	-1	+4	-1	-0	-2		+9	+1	+7	-2	-5			-1	+0	+2	-2	+0	+1	-10	-9	-1	+0	-1	-6		-3	-10	
Letterkenny University	-0.03%	-1	+5	+10	-13	+0	+2	-9	+6	-3		+17	+4	+16	+1	+2				-1	-3	-2	-1	-2	-3	-6	+0	-2	-1	-8		-1	-9	
Mayo University	-1.18%	-18	+5	+8	-18		-5	-3	+1	+4		+0	-0	+2	+1	+0			+1	+2	-1	+3	+0	-1	-12	-13	-0	-4	-5	-2		+1	-1	
Portlincula University	-0.47%	-5	+2	-3	+2		-0	+3	-2	+3		-1	-0	+4	-0	-2				+2	-2	-3	+0	+2	-5	-3	-3	+1	-2	-1		+0	-1	
Roscommon University	-3.23%	-15	-1	-0	-4		-5	-1	-1	-0		+2	+0	-1	-2	-0			-0		-1	-3	-2	-0	-0	-2	-2	-0	-2	-2		-0	+0	-2
Saothra HG HQ	-3.40%	-4	+0				+0	-0		+1				+1		+0						+0	-1	-3	-1	-5								
CHI at Temple Street	-1.17%	-16	-0	+4	+3	+0	+7	+8	-6	+22		-16	+1	+9	-5	-4			+0	-2	+1	-2	-1	-4	-4	-9	+4	+1	+4	-15		-0	-15	
CHI at Crumlin	-0.12%	-3	+2	+2	-3	+0	+2	+2	-12	+30		-9	+0	+11	-4	+6			-2	-3	+3	-2	+3	-3	-7	-7	-3	-1	-4	-1		-0	-2	
CHI at Tallaght	+1.16%	+4	+5	+5	-3		+7	-0	-2	+8		+1	-1	+6	-4	+0			+1	-1		+0	+0	-0	-4	-4	+0		+0	-1				-1
CHI Corporate	-10.14%	-5	+1				+1	-2	+1																									

CHI at Connolly	-3.55%	-5	+0	-1	-1		-2	+0	-0	-3					-3	-0	+2			-3	+0	-0	+1	-0			-1	+3	+2	+0		+0	-2				-2		
Other Acute	-13.93%	-21	-0				-0	-3							-3		-1					+1		+0	-4	-11	-2		-18										
IEHG Bank	-21.19%	-8						+0	-0	-9							+1																					-0	-0
National Rehabilitation	+4.74%	+33	-0	+3	+4		+7	+0	+2	+10					+12	+8	+1	+0	+0			-1	+1	+0	+10	-1	+7	+3		+9	-3	+0		-3	-0		-2	-2	
Ambulance Services	+0.93%	+22	+0				+0	+4							+4								+1	+26	+27	+2	+11	-3		+10	-1	+0		-1	-0		-16	-1	-18

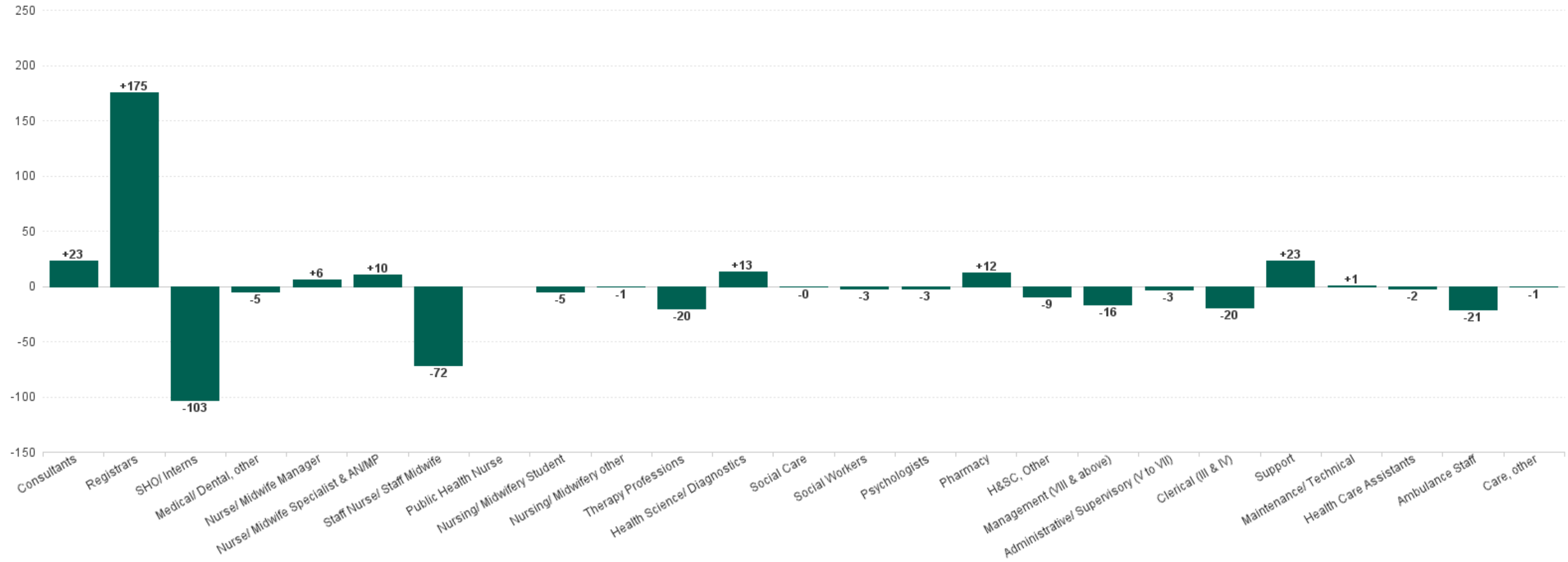


CHI at Connolly	-2.44%	-4	-0	+0	-1	-1	+2	-2	-1					-2	+1	+2		-3	-1	+0	+1	+1		-1	+1	+0	+0		+0	-2				-2	
Other Acute	-11.98%	-17	-0			-0	-2		-1					-3		+1				+4		+4	-3	-10	-6		-19								
IEHG Bank	+11.98%	+3					+0		+2					+2		+1						+1												-0	-0
National Rehabilitation	+7.24%	+49	-1	+2	+1	+1	-0	+3	+22					+25	+13	+1	-1	+0	-2	+2	+0	+14	+0	+8	+5	+14	-1	+1	+0	-3		-2		-5	
Ambulance Services	+5.94%	+131	+0			+0	+4							+4						+1	+40	+41	+4	+21	+8	+33	-1	+0	-1	-0	+56	-3		+55	



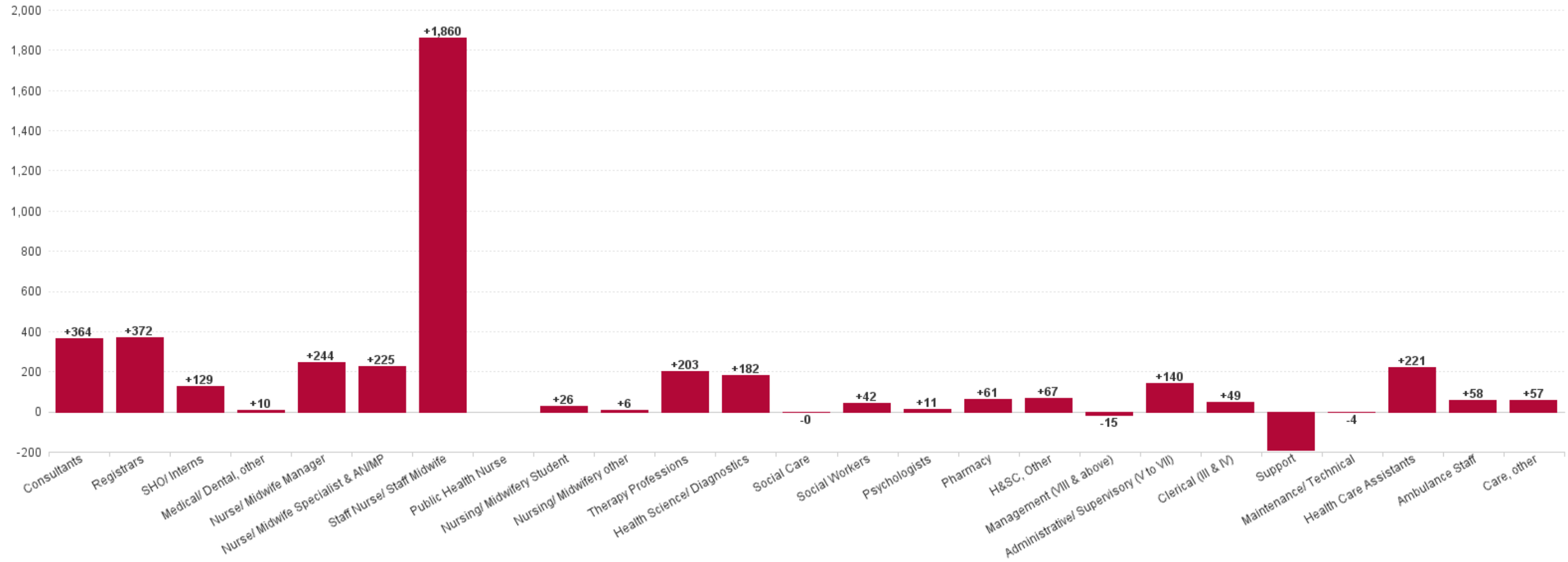
Acute Services JUL 2024

Previous Month Summary Chart: Change since JUN 2024



Acute Services JUL 2024

Previous Year Summary Chart: Change since JUL 2023



Acute Services JUL 2024

YTD Summary Chart: Change since DEC 2023

