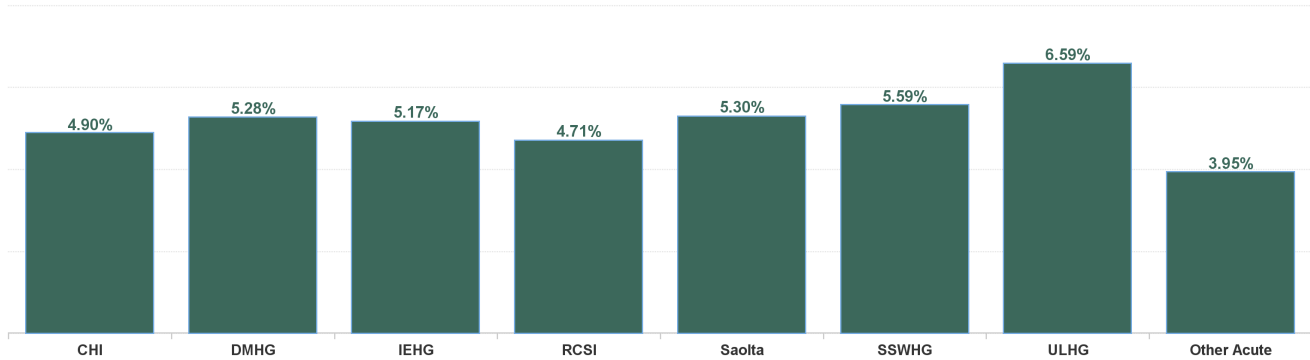


April 2024

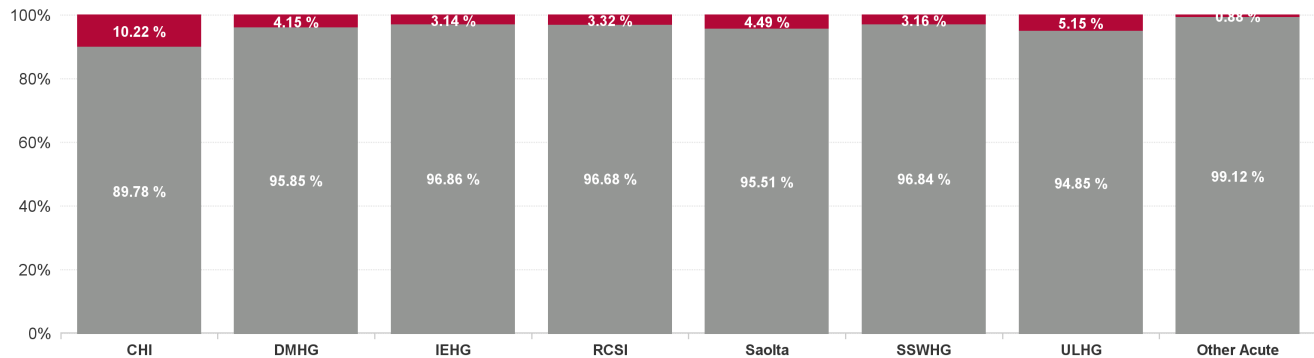
Health Service Absence Rate - by Staff Category: Apr 2024	Certified absence	Self-certified absence	Non Covid-19 absence	Covid-19 Absence	Total absence rate	% Non Covid-19 absence	% Covid-19 absence
Acute	4.35%	0.68%	5.03%	0.22%	5.25%	95.87%	4.13%
Medical & Dental	1.04%	0.25%	1.29%	0.05%	1.35%	95.95%	4.05%
Nursing & Midwifery	4.70%	0.93%	5.63%	0.26%	5.89%	95.58%	4.42%
Health & Social Care Professionals	3.74%	0.52%	4.26%	0.20%	4.46%	95.46%	4.54%
Management & Administrative	4.30%	0.46%	4.76%	0.15%	4.91%	96.96%	3.04%
General Support	6.56%	0.73%	7.29%	0.27%	7.56%	96.38%	3.62%
Patient & Client Care	6.72%	0.87%	7.59%	0.36%	7.95%	95.49%	4.51%

Health Service Absence Rate - by Hospital Group: Apr 2024	Certified absence	Self-certified absence	Non Covid-19 absence	Covid-19 Absence	Total absence rate	% Non Covid-19 absence	% Covid-19 absence
Acute	4.35%	0.68%	5.03%	0.22%	5.25%	95.87%	4.13%
Children's Health Ireland	3.85%	0.55%	4.40%	0.50%	4.90%	89.78%	10.22%
Dublin Midlands Hospital Group	4.25%	0.81%	5.06%	0.22%	5.28%	95.85%	4.15%
Ireland East Hospital Group	4.42%	0.59%	5.01%	0.16%	5.17%	96.86%	3.14%
RCSI Hospitals Group	3.97%	0.58%	4.55%	0.16%	4.71%	96.68%	3.32%
Saolta University Hospital Care Group	4.26%	0.80%	5.06%	0.24%	5.30%	95.51%	4.49%
South/South West Hospital Group	4.70%	0.71%	5.41%	0.18%	5.59%	96.84%	3.16%
University of Limerick Hospital Group	5.57%	0.68%	6.25%	0.34%	6.59%	94.85%	5.15%
Other Acute Services	3.76%	0.15%	3.91%	0.03%	3.95%	99.12%	0.88%

Total Absence Rate



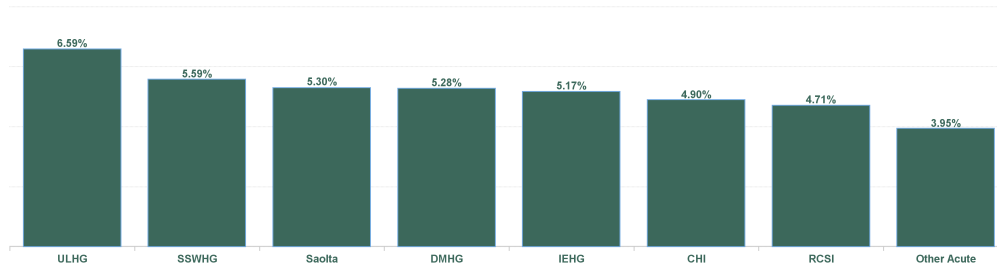
% of Absence Non Covid-19 / Covid-19



April 2024

Health Service Absence Rate - by HG, CHO/Care Group & Staff Category - Apr 2024	Certified absence	Self-certified absence	Non Covid-19 absence	Covid-19 Absence	Total absence rate	Medical & Dental	Nursing & Midwifery	Health & Social Care Professionals	Management & Administrative	General Support	Patient & Client Care
Acute	4.35%	0.68%	5.03%	0.22%	5.25%	1.35%	5.89%	4.46%	4.91%	7.56%	7.95%
Children's Health Ireland	3.85%	0.55%	4.40%	0.50%	4.90%	1.29%	5.28%	5.60%	5.36%	7.46%	6.93%
Dublin Midlands Hospital Group	4.25%	0.81%	5.06%	0.22%	5.28%	1.31%	5.93%	4.57%	5.15%	6.69%	7.94%
Ireland East Hospital Group	4.42%	0.59%	5.01%	0.16%	5.17%	1.69%	5.52%	4.26%	4.93%	7.99%	7.44%
RCSI Hospitals Group	3.97%	0.58%	4.55%	0.16%	4.71%	1.38%	5.17%	3.82%	4.91%	6.39%	7.31%
Saolta University Hospital Care Group	4.26%	0.80%	5.06%	0.24%	5.30%	1.13%	6.29%	4.56%	4.31%	7.47%	8.24%
South/South West Hospital Group	4.70%	0.71%	5.41%	0.18%	5.59%	1.22%	6.62%	4.85%	4.60%	7.31%	9.17%
University of Limerick Hospital Group	5.57%	0.68%	6.25%	0.34%	6.59%	1.28%	7.02%	4.58%	5.73%	10.74%	9.03%
Other Acute Services	3.76%	0.15%	3.91%	0.03%	3.95%	0.00%	6.83%	2.98%	3.50%		

Total Absence Rate

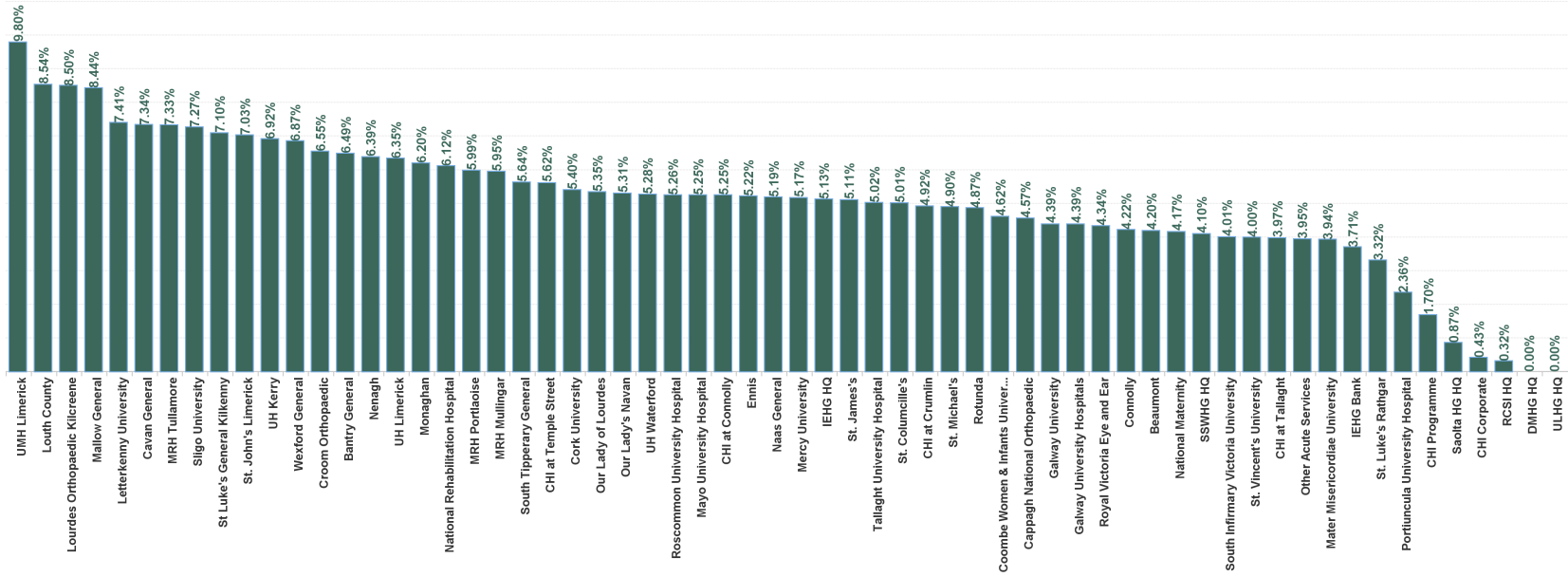


April 2024

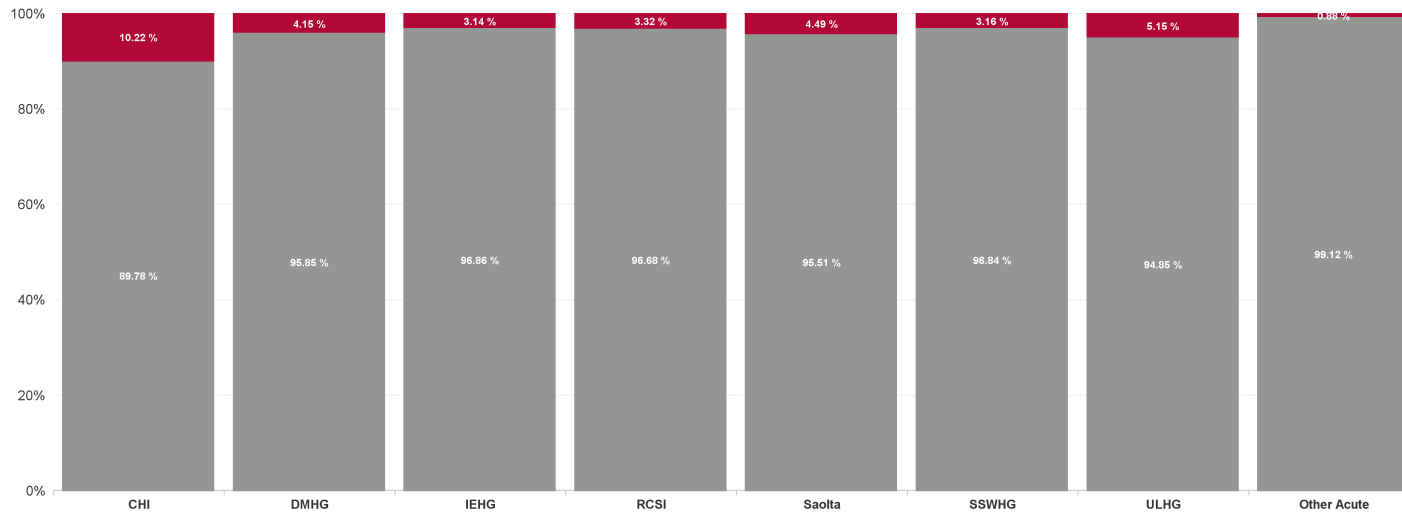
Health Service Absence Rate - by HG, CHO/Care Group & Staff Category: Apr 2024	Certified absence	Self-certified absence	Non-Covid-19 absence	Covid-19 Absence	Total absence rate
Total	4.35%	0.68%	5.03%	0.22%	5.25%
CHI at Connolly	4.48%	0.77%	5.25%	0.00%	5.25%
CHI at Crumlin	3.87%	0.54%	4.41%	0.51%	4.92%
CHI at Tallaght	3.45%	0.42%	3.87%	0.10%	3.97%
CHI at Temple Street	4.26%	0.64%	4.91%	0.71%	5.62%
CHI Corporate	0.22%	0.22%	0.43%	0.00%	0.43%
CHI Programme	1.62%	0.08%	1.70%	0.00%	1.70%
Children's Health Ireland	3.85%	0.55%	4.40%	0.50%	4.90%
Coombe Women & Infants University Hospital	3.09%	1.46%	4.55%	0.07%	4.62%
DMHG HQ	0.00%	0.00%	0.00%	0.00%	0.00%
MRH Mullingar	5.32%	0.62%	5.94%	0.01%	5.95%
MRH Portlaoise	5.06%	0.84%	5.90%	0.09%	5.99%
MRH Tullamore	6.11%	0.78%	6.89%	0.44%	7.33%
Nass General	4.46%	0.73%	5.19%	0.00%	5.19%
St. James's	4.19%	0.78%	4.97%	0.14%	5.11%
St. Luke's Rathgar	1.62%	1.29%	2.91%	0.41%	3.32%
Tallaght University Hospital	3.91%	0.69%	4.60%	0.43%	5.02%
Dublin Midlands Hospital Group	4.25%	0.81%	5.06%	0.22%	5.28%
IEHG Bank	3.30%	0.40%	3.71%	0.00%	3.71%
IEHG HQ	5.13%	0.00%	5.13%	0.00%	5.13%
Lourdes Orthopaedic Kildreene	7.53%	0.98%	8.50%	0.00%	8.50%
National Maternity	3.66%	0.37%	4.03%	0.14%	4.17%
National Rehabilitation Hospital	5.17%	0.71%	5.89%	0.24%	6.12%
Royal Victoria Eye and Ear	3.86%	0.47%	4.34%	0.00%	4.34%
South Tipperary General	4.91%	0.57%	5.47%	0.17%	5.64%
St. Columille's	3.90%	0.85%	4.75%	0.28%	5.01%
St. Luke's General Kilkenny	6.23%	0.56%	6.79%	0.30%	7.10%
St. Michael's	3.71%	0.77%	4.47%	0.43%	4.90%
St. Vincent's University	3.42%	0.53%	3.95%	0.05%	4.00%
UH Waterford	4.51%	0.66%	5.16%	0.11%	5.28%
Wexford General	5.75%	0.70%	6.45%	0.41%	6.87%
Ireland East Hospital Group	4.42%	0.59%	5.01%	0.16%	5.17%
Beaumont	3.48%	0.54%	4.02%	0.18%	4.20%
Cappagh National Orthopaedic	3.80%	0.50%	4.30%	0.26%	4.57%
Cavan General	6.29%	0.62%	6.91%	0.43%	7.34%
Connolly	3.44%	0.65%	4.09%	0.13%	4.22%
Louth County	7.22%	0.45%	7.67%	0.87%	8.54%
Mater Misericordiae University	3.31%	0.53%	3.84%	0.10%	3.94%
Monaghan	5.56%	0.49%	6.05%	0.15%	6.20%
Our Lady of Lourdes	4.59%	0.67%	5.26%	0.09%	5.35%
Our Lady's Navan	4.85%	0.41%	5.26%	0.04%	5.31%
RCSI HQ	0.17%	0.16%	0.32%	0.00%	0.32%
Rolunda	4.00%	0.87%	4.87%	0.00%	4.87%
RCSI Hospitals Group	3.97%	0.58%	4.55%	0.16%	4.71%
Galway University	3.58%	0.55%	4.13%	0.26%	4.39%
Galway University Hospitals	3.38%	0.85%	4.23%	0.16%	4.39%
Letterkenny University	6.36%	0.80%	7.16%	0.25%	7.41%
Mayo University Hospital	3.75%	1.10%	4.84%	0.41%	5.25%
Portlucáda University Hospital	1.41%	0.82%	2.24%	0.13%	2.36%
Roscommon University Hospital	3.68%	1.23%	4.91%	0.35%	5.26%
Saolta HG HQ	0.68%	0.19%	0.87%	0.00%	0.87%
Sligo University	6.48%	0.49%	6.96%	0.31%	7.27%
Saolta University Hospital Care Group	4.26%	0.80%	5.06%	0.24%	5.30%
Bantry General	6.20%	0.29%	6.49%	0.00%	6.49%
Cork University	4.52%	0.67%	5.19%	0.21%	5.40%
Mallow General	6.85%	0.66%	7.51%	0.93%	8.44%
Mercy University	4.14%	1.00%	5.14%	0.04%	5.17%
South Infirmary Victoria University	3.21%	0.72%	3.93%	0.08%	4.01%
SSWHG HQ	3.77%	0.33%	4.10%	0.00%	4.10%
UH Kerry	6.09%	0.71%	6.80%	0.12%	6.92%
South/South West Hospital Group	4.70%	0.71%	5.41%	0.18%	5.59%
Croom Orthopaedic	5.73%	0.68%	6.42%	0.13%	6.55%
Ennis	3.92%	0.60%	4.52%	0.71%	5.22%
Nenagh	5.22%	0.57%	5.79%	0.60%	6.39%
St. John's Limerick	5.40%	0.23%	5.63%	1.40%	7.03%
UH Limerick	5.41%	0.72%	6.13%	0.22%	6.35%
ULHG HQ	0.00%	0.00%	0.00%	0.00%	0.00%
UMH Limerick	8.75%	0.97%	9.73%	0.07%	9.80%
University of Limerick Hospital Group	5.57%	0.68%	6.25%	0.34%	6.59%
Other Acute Services	3.76%	0.15%	3.91%	0.03%	3.95%
Acute Services	4.35%	0.68%	5.03%	0.22%	5.25%

Medical & Dental	Nursing & Midwifery	Health & Social Care Professionals	Management & Administrative	General Support	Patient & Client Care
1.35%	5.89%	4.46%	4.91%	7.56%	7.95%
4.90%	2.90%	4.35%	4.27%	30.27%	14.23%
1.66%	5.23%	4.56%	6.19%	6.90%	6.47%
1.11%	3.37%	0.96%	12.20%	16.28%	3.70%
0.63%	6.13%	8.97%	6.00%	7.89%	7.53%
0.00%	0.00%	0.79%	0.41%		
0.00%	3.95%	0.00%	1.69%	0.00%	
1.29%	5.28%	5.60%	5.36%	7.46%	6.93%
2.45%	6.48%	1.64%	1.76%	6.39%	4.08%
	0.00%	0.00%	0.00%		
0.81%	5.32%	3.34%	8.37%	11.40%	10.34%
1.31%	7.50%	6.87%	4.12%	8.49%	6.57%
2.39%	7.49%	9.03%	4.60%	8.62%	10.78%
2.82%	5.38%	5.22%	3.49%	6.06%	6.84%
0.68%	6.26%	3.81%	5.33%	6.90%	7.25%
0.00%	4.37%	3.37%	3.10%	3.34%	15.32%
1.70%	4.83%	5.21%	6.80%	5.83%	6.99%
1.31%	5.93%	4.57%	5.15%	6.69%	7.94%
	3.76%	0.00%			0.00%
	8.93%	0.00%	4.86%		
0.00%	7.52%		1.45%	17.51%	
1.54%	4.43%	0.06%	3.50%	8.61%	3.63%
1.08%	5.68%	7.05%	7.21%	2.82%	7.38%
4.11%	5.28%	1.34%	3.78%	1.64%	10.75%
2.43%	6.06%	2.76%	5.36%	6.55%	9.70%
1.26%	4.48%	6.08%	7.71%	6.75%	4.52%
1.32%	7.55%	5.48%	6.28%	11.63%	10.07%
3.72%	7.17%	2.19%	3.18%	2.91%	4.75%
1.48%	4.25%	2.81%	4.47%	5.43%	7.82%
1.37%	6.39%	5.61%	4.68%	7.60%	6.75%
2.13%	5.68%	6.49%	6.05%	13.90%	6.57%
1.69%	5.52%	4.26%	4.93%	7.99%	7.44%
1.06%	4.26%	3.26%	4.83%	6.09%	7.13%
2.38%	6.17%	4.96%	4.04%	4.56%	2.77%
4.17%	8.43%	6.66%	4.88%	8.59%	9.60%
0.67%	5.18%	3.56%	4.55%	3.94%	7.06%
0.00%	8.49%	2.25%	9.34%	7.93%	12.75%
0.93%	4.19%	3.55%	4.40%	6.20%	6.39%
0.00%	8.12%	0.00%	0.96%	0.00%	9.74%
0.85%	5.96%	5.00%	7.31%	8.15%	7.31%
3.58%	5.95%	3.75%	6.09%	2.84%	6.72%
0.00%	1.18%	3.44%	0.00%		
2.15%	5.12%	2.97%	3.97%	7.46%	9.24%
1.38%	5.17%	3.82%	4.91%	6.39%	7.31%
0.54%	6.23%	5.68%	3.57%	4.33%	5.67%
0.40%	5.67%	4.08%	3.65%	6.72%	7.37%
2.40%	8.47%	6.83%	7.33%	6.91%	9.69%
2.73%	6.04%	5.13%	5.30%	5.37%	5.69%
0.25%	3.71%	0.27%	0.86%	3.57%	3.50%
4.41%	7.08%	6.08%	1.05%	5.52%	3.71%
0.00%	1.40%	0.00%	0.80%		
1.29%	7.07%	5.06%	6.46%	12.34%	13.64%
1.13%	6.29%	4.56%	4.31%	7.47%	8.24%
0.00%	9.13%	2.13%	2.24%	4.50%	8.49%
1.13%	5.92%	5.26%	5.99%	7.53%	9.83%
0.00%	10.59%	4.14%	4.01%	8.49%	12.21%
1.20%	5.62%	4.55%	3.85%	6.92%	9.96%
0.74%	6.29%	1.10%	3.18%	4.34%	2.09%
0.00%	1.42%	0.00%	4.53%		
2.21%	8.74%	6.60%	4.42%	8.57%	7.21%
1.22%	6.62%	4.85%	4.60%	7.31%	9.17%
0.56%	6.44%	12.51%	6.32%	5.86%	8.77%
2.72%	6.27%	1.89%	4.02%	8.81%	0.36%
5.85%	4.39%	8.49%	3.71%	10.11%	9.66%
3.28%	5.00%	1.11%	5.06%	22.14%	8.16%
0.99%	7.47%	4.62%	6.06%	9.18%	8.66%
0.00%	0.00%		0.00%		
0.56%	8.19%	5.40%	8.69%	20.91%	18.05%
1.28%	7.62%	4.58%	5.73%	10.74%	9.03%
0.00%	6.83%	2.98%	3.50%		
1.35%	5.89%	4.46%	4.91%	7.56%	7.95%

Total Absence Rate



% of Absence Non Covid-19 / Covid-19



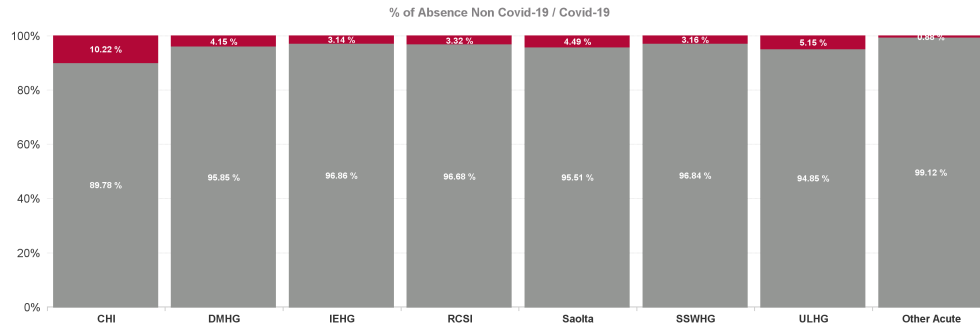
April 2024

Health Service Covid 19 Absence Rate - by Hospital & Staff Category: Apr 2024	Non Covid-19 absence	Covid-19 absence	Total absence rate	Medical & Dental	Nursing & Midwifery	Health & Social Care Professionals	Management & Administrative	General Support	Patient & Client Care
Acute	5.03%	0.22%	5.25%	0.05%	0.26%	0.20%	0.15%	0.27%	0.36%
CHI at Connolly	5.25%	0.00%	5.25%	0.00%	0.00%	0.00%	0.00%	0.00%	0.00%
CHI at Crumlin	4.41%	0.51%	4.92%	0.64%	0.25%	1.19%	0.54%	0.08%	0.00%
CHI at Tallaght	3.87%	0.10%	3.97%	0.00%	0.12%	0.00%	0.00%	8.99%	0.00%
CHI at Temple Street	4.91%	0.71%	5.62%	0.00%	0.79%	2.12%	0.08%	0.00%	1.81%
CHI Corporate	0.43%	0.00%	0.43%	0.00%	0.00%	0.00%	0.00%		
CHI Programme	1.70%	0.00%	1.70%	0.00%	0.00%	0.00%	0.00%	0.00%	
Children's Health Ireland	4.40%	0.50%	4.90%	0.31%	0.42%	1.33%	0.26%	0.11%	0.53%
Coombe Women & Infants University Hospital	4.55%	0.07%	4.62%	0.33%	0.07%	0.00%	0.00%	0.00%	0.00%
DMHG HQ	0.00%	0.00%	0.00%		0.00%	0.00%	0.00%		
MRH Mullingar	5.94%	0.01%	5.95%	0.00%	0.00%	0.00%	0.10%	0.00%	0.00%
MRH Portlaoise	5.90%	0.09%	5.99%	0.00%	0.11%	0.00%	0.33%	0.17%	0.00%
MRH Tullamore	6.89%	0.44%	7.33%	0.00%	0.58%	0.00%	0.20%	2.14%	0.46%
Naas General	5.19%	0.00%	5.19%	0.00%	0.00%	0.00%	0.00%	0.00%	0.00%
St. James's	4.97%	0.14%	5.11%	0.04%	0.26%	0.11%	0.11%	0.00%	0.03%
St. Luke's Rathgar	2.91%	0.41%	3.32%	0.00%	2.48%	0.00%	0.00%	0.00%	0.00%
Tallaght University Hospital	4.60%	0.43%	5.02%	0.05%	0.46%	0.40%	0.67%	0.69%	0.20%
Dublin Midlands Hospital Group	5.06%	0.22%	5.28%	0.04%	0.33%	0.13%	0.24%	0.30%	0.11%
IEHG Bank	3.71%	0.00%	3.71%		0.00%	0.00%			0.00%
IEHG HQ	5.13%	0.00%	5.13%		0.00%	0.00%	0.00%		
Lourdes Orthopaedic Kildare	8.50%	0.00%	8.50%	0.00%	0.00%		0.00%	0.00%	
National Maternity	4.03%	0.14%	4.17%	0.00%	0.28%	0.00%	0.00%	0.15%	0.00%
National Rehabilitation Hospital	5.89%	0.24%	6.12%	0.84%	0.56%	0.10%	0.00%	0.20%	0.00%
Royal Victoria Eye and Ear	4.34%	0.00%	4.34%	0.00%	0.00%	0.00%	0.00%	0.00%	0.00%
South Tipperary General	5.47%	0.17%	5.64%	0.00%	0.06%	0.00%	0.00%	0.24%	1.21%
St. Columcille's	4.75%	0.26%	5.01%	0.00%	0.46%	0.55%	0.00%	0.00%	0.10%
St Luke's General Kilkenny	6.79%	0.30%	7.10%	0.00%	0.23%	0.00%	0.44%	0.52%	0.80%
St. Michael's	4.47%	0.43%	4.90%	0.00%	0.98%	0.10%	0.00%	0.00%	0.00%
St. Vincent's University	3.95%	0.05%	4.00%	0.00%	0.03%	0.04%	0.14%	0.00%	0.11%
UH Waterford	5.16%	0.11%	5.28%	0.00%	0.06%	0.27%	0.08%	0.14%	0.57%
Wexford General	6.45%	0.41%	6.87%	0.26%	0.44%	0.57%	0.30%	0.61%	0.14%
Ireland East Hospital Group	5.01%	0.16%	5.17%	0.03%	0.18%	0.14%	0.11%	0.21%	0.35%
Beaumont	4.02%	0.18%	4.20%	0.00%	0.09%	0.17%	0.32%	0.33%	0.44%
Cappagh National Orthopaedic	4.30%	0.26%	4.57%	0.00%	0.43%	0.00%	0.59%	0.00%	0.00%
Cavan General	6.91%	0.43%	7.34%	0.05%	0.38%	0.00%	0.00%	0.91%	1.46%
Connolly	4.09%	0.13%	4.22%	0.04%	0.22%	0.00%	0.04%	0.16%	0.16%
Louth County	7.67%	0.87%	8.54%	0.00%	1.34%	0.00%	0.00%	0.00%	2.41%
Mater Misericordiae University	3.84%	0.10%	3.94%	0.00%	0.10%	0.02%	0.02%	0.10%	0.53%
Monaghan	6.05%	0.15%	6.20%	0.00%	0.24%	0.00%	0.00%	0.00%	0.18%
Our Lady of Lourdes	5.26%	0.09%	5.35%	0.00%	0.06%	0.05%	0.26%	0.18%	0.12%
Our Lady's Navan	5.26%	0.04%	5.31%	0.00%	0.00%	0.00%	0.33%	0.00%	0.00%

RCSI HQ	0.32%	0.00%	0.32%	0.00%	0.00%	0.00%	0.00%		
Rotunda	4.87%	0.00%	4.87%	0.00%	0.00%	0.00%	0.00%	0.00%	0.00%
RCSI Hospitals Group	4.55%	0.16%	4.71%	0.01%	0.14%	0.06%	0.16%	0.23%	0.48%
Galway University	4.13%	0.26%	4.39%	0.00%	0.80%	0.00%	0.00%	0.00%	0.00%
Galway University Hospitals	4.23%	0.16%	4.39%	0.00%	0.23%	0.06%	0.14%	0.22%	0.39%
Letterkenny University	7.16%	0.25%	7.41%	0.00%	0.37%	0.66%	0.00%	0.27%	0.07%
Mayo University Hospital	4.84%	0.41%	5.25%	0.45%	0.50%	0.25%	0.07%	0.00%	0.75%
Portlincula University Hospital	2.24%	0.13%	2.36%	0.00%	0.25%	0.00%	0.00%	0.00%	0.27%
Roscommon University Hospital	4.91%	0.35%	5.26%	0.29%	0.75%	0.00%	0.00%	0.00%	0.00%
Saolta HG HQ	0.87%	0.00%	0.87%	0.00%	0.00%	0.00%	0.00%		
Sligo University	6.96%	0.31%	7.27%	0.00%	0.48%	0.07%	0.05%	0.45%	0.49%
Saolta University Hospital Care Group	5.06%	0.24%	5.30%	0.06%	0.37%	0.16%	0.07%	0.22%	0.35%
Bantry General	6.49%	0.00%	6.49%	0.00%	0.00%	0.00%	0.00%	0.00%	0.00%
Cork University	5.19%	0.21%	5.40%	0.02%	0.30%	0.07%	0.03%	0.11%	1.07%
Mallow General	7.51%	0.93%	8.44%	0.00%	0.57%	0.00%	0.00%	0.00%	3.83%
Mercy University	5.14%	0.04%	5.17%	0.11%	0.00%	0.00%	0.08%	0.13%	0.00%
South Infirmary Victoria University	3.93%	0.08%	4.01%	0.26%	0.03%	0.00%	0.16%	0.00%	0.00%
SSWHG HQ	4.10%	0.00%	4.10%	0.00%	0.00%	0.00%	0.00%		
UH Kerry	6.80%	0.12%	6.92%	0.00%	0.06%	0.00%	0.00%	0.11%	1.01%
South/South West Hospital Group	5.41%	0.18%	5.59%	0.05%	0.20%	0.04%	0.05%	0.09%	0.89%
Croom Orthopaedic	6.42%	0.13%	6.55%	0.00%	0.00%	0.00%	0.61%	0.00%	0.26%
Ennis	4.52%	0.71%	5.22%	1.12%	1.06%	0.00%	0.38%	0.57%	0.00%
Nenagh	5.79%	0.60%	6.39%	0.00%	0.98%	2.58%	0.00%	0.00%	0.00%
St. John's Limerick	5.63%	1.40%	7.03%	0.00%	1.18%	0.00%	0.00%	7.68%	0.00%
UH Limerick	6.13%	0.22%	6.35%	0.05%	0.28%	0.07%	0.20%	0.44%	0.02%
ULHG HQ	0.00%	0.00%	0.00%	0.00%	0.00%		0.00%		
UMH Limerick	9.73%	0.07%	9.80%	0.00%	0.12%	0.00%	0.00%	0.00%	0.00%
University of Limerick Hospital Group	6.25%	0.34%	6.59%	0.08%	0.41%	0.18%	0.18%	0.86%	0.05%
Other Acute Services	3.91%	0.03%	3.95%	0.00%	0.00%	0.00%	0.05%		
Other Acute Services	3.91%	0.03%	3.95%	0.00%	0.00%	0.00%	0.05%		
Acute Services	5.03%	0.22%	5.25%	0.05%	0.26%	0.20%	0.15%	0.27%	0.36%

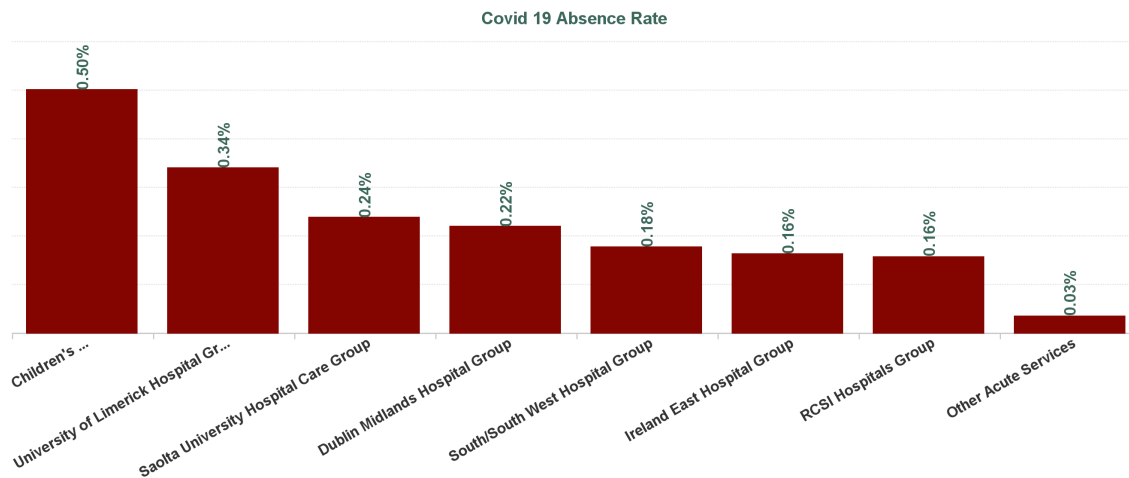
April 2024

Health Service Absence Rate - by HG, CHO/Care Group & Staff Category: Apr 2024	Certified absence	Self-certified absence	Non Covid-19 absence	Covid-19 Absence	Total absence rate	Medical & Dental	Nursing & Midwifery	Health & Social Care Professionals	Management & Administrative	General Support	Patient & Client Care
Total	4.35%	0.68%	5.03%	0.22%	5.25%	1.35%	5.89%	4.46%	4.91%	7.56%	7.95%
Section 38 Hospitals	3.85%	0.55%	4.40%	0.50%	4.90%	1.29%	5.28%	5.60%	5.36%	7.46%	6.93%
Children's Health Ireland	3.85%	0.55%	4.40%	0.50%	4.90%	1.29%	5.28%	5.60%	5.36%	7.46%	6.93%
Health Service Executive	4.79%	0.79%	5.59%	0.19%	5.77%	1.52%	6.35%	5.30%	4.52%	7.38%	8.97%
Section 38 Hospitals	3.97%	0.82%	4.79%	0.24%	5.03%	1.20%	5.74%	4.14%	5.44%	6.45%	6.95%
Dublin Midlands Hospital Group	4.25%	0.81%	5.06%	0.22%	5.28%	1.31%	5.93%	4.57%	5.15%	6.69%	7.94%
Health Service Executive	5.11%	0.64%	5.75%	0.22%	5.97%	1.61%	6.30%	5.36%	5.44%	10.06%	7.68%
Section 38 Hospitals	3.68%	0.54%	4.21%	0.10%	4.32%	1.77%	4.66%	3.34%	4.42%	5.51%	7.14%
Ireland East Hospital Group	4.42%	0.59%	5.01%	0.16%	5.17%	1.69%	5.52%	4.26%	4.93%	7.99%	7.44%
Health Service Executive	4.79%	0.61%	5.40%	0.20%	5.60%	1.73%	6.46%	4.47%	5.65%	6.63%	8.18%
Section 38 Hospitals	3.49%	0.57%	4.05%	0.13%	4.19%	1.17%	4.42%	3.47%	4.51%	6.27%	6.57%
RCSI Hospitals Group	3.97%	0.58%	4.55%	0.16%	4.71%	1.38%	5.17%	3.82%	4.91%	6.39%	7.31%
Health Service Executive	4.26%	0.80%	5.06%	0.24%	5.30%	1.13%	6.29%	4.56%	4.31%	7.47%	8.24%
Saolta University Hospital Care Group	4.26%	0.80%	5.06%	0.24%	5.30%	1.13%	6.29%	4.56%	4.31%	7.47%	8.24%
Health Service Executive	5.00%	0.65%	5.66%	0.22%	5.87%	1.26%	6.84%	5.35%	5.24%	7.73%	9.37%
Section 38 Hospitals	3.76%	0.89%	4.65%	0.05%	4.70%	1.04%	5.89%	3.33%	3.52%	5.38%	8.64%
South/South West Hospital Group	4.70%	0.71%	5.41%	0.18%	5.59%	1.22%	6.62%	4.85%	4.60%	7.31%	9.17%
Health Service Executive	5.59%	0.72%	6.31%	0.25%	6.56%	1.16%	7.20%	4.82%	5.81%	9.90%	9.12%
Section 38 Hospitals	5.40%	0.23%	5.63%	1.40%	7.03%	3.28%	5.00%	1.11%	5.06%	22.14%	8.16%
University of Limerick Hospital Group	5.57%	0.68%	6.25%	0.34%	6.59%	1.28%	7.02%	4.58%	5.73%	10.74%	9.03%
Other Acute Services	3.76%	0.15%	3.91%	0.03%	3.95%	0.00%	6.83%	2.98%	3.50%		
Acute Services	4.35%	0.68%	5.03%	0.22%	5.25%	1.35%	5.89%	4.46%	4.91%	7.56%	7.95%



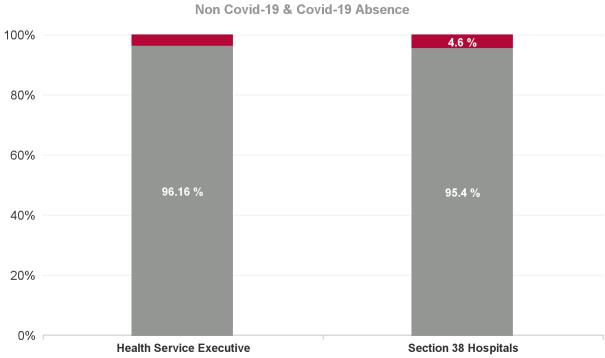
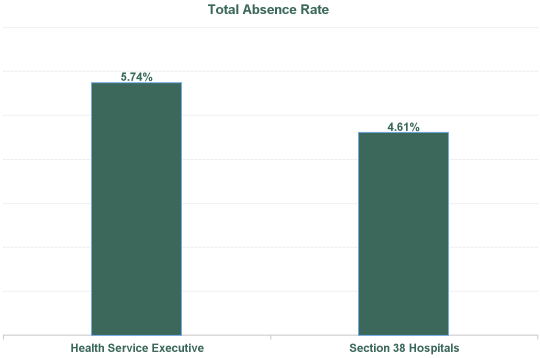
April 2024

Health Service Covid 19 Absence Rate - by Hospital & Staff Category: Apr 2024	Non Covid-19 absence	Covid-19 Absence	Total absence rate	Medical & Dental	Nursing & Midwifery	Health & Social Care Professionals	Management & Administrative	General Support	Patient & Client Care
Acute	5.03%	0.22%	5.25%	0.05%	0.26%	0.20%	0.15%	0.27%	0.36%
Section 38 Hospitals	4.40%	0.50%	4.90%	0.31%	0.42%	1.33%	0.26%	0.11%	0.53%
Children's Health Ireland	4.40%	0.50%	4.90%	0.31%	0.42%	1.33%	0.26%	0.11%	0.53%
Health Service Executive	5.59%	0.19%	5.77%	0.00%	0.34%	0.00%	0.11%	0.53%	0.14%
Section 38 Hospitals	4.79%	0.24%	5.03%	0.07%	0.32%	0.20%	0.31%	0.22%	0.09%
Dublin Midlands Hospital Group	5.06%	0.22%	5.28%	0.04%	0.33%	0.13%	0.24%	0.30%	0.11%
Health Service Executive	5.75%	0.22%	5.97%	0.04%	0.18%	0.25%	0.14%	0.35%	0.58%
Section 38 Hospitals	4.21%	0.10%	4.32%	0.02%	0.18%	0.05%	0.08%	0.05%	0.06%
Ireland East Hospital Group	5.01%	0.16%	5.17%	0.03%	0.18%	0.14%	0.11%	0.21%	0.35%
Health Service Executive	5.40%	0.20%	5.60%	0.02%	0.22%	0.01%	0.13%	0.28%	0.57%
Section 38 Hospitals	4.05%	0.13%	4.19%	0.00%	0.10%	0.09%	0.18%	0.20%	0.40%
RCSI Hospitals Group	4.55%	0.16%	4.71%	0.01%	0.14%	0.06%	0.16%	0.23%	0.48%
Health Service Executive	5.06%	0.24%	5.30%	0.06%	0.37%	0.16%	0.07%	0.22%	0.35%
Saolta University Hospital Care Group	5.06%	0.24%	5.30%	0.06%	0.37%	0.16%	0.07%	0.22%	0.35%
Health Service Executive	5.66%	0.22%	5.87%	0.02%	0.25%	0.05%	0.02%	0.10%	1.23%
Section 38 Hospitals	4.65%	0.05%	4.70%	0.16%	0.01%	0.00%	0.12%	0.05%	0.00%
South/South West Hospital Group	5.41%	0.18%	5.59%	0.05%	0.20%	0.04%	0.05%	0.09%	0.89%
Health Service Executive	6.31%	0.25%	6.56%	0.08%	0.34%	0.19%	0.20%	0.37%	0.05%
Section 38 Hospitals	5.63%	1.40%	7.03%	0.00%	1.18%	0.00%	0.00%	7.68%	0.00%
University of Limerick Hospital Group	6.25%	0.34%	6.59%	0.08%	0.41%	0.18%	0.18%	0.86%	0.05%
Health Service Executive	3.91%	0.03%	3.95%	0.00%	0.00%	0.00%	0.05%		
Other Acute Services	3.91%	0.03%	3.95%	0.00%	0.00%	0.00%	0.05%		
Acute Services	5.03%	0.22%	5.25%	0.05%	0.26%	0.20%	0.15%	0.27%	0.36%



April 2024

Health Service Absence Rate - by Admin - Apr 2024	Certified absence	Self-certified absence	Non Covid-19 absence	Covid-19 Absence	Total absence rate	Medical & Dental	Nursing & Midwifery	Health & Social Care Professionals	Management & Administrative	General Support	Patient & Client Care
Total	4.35%	0.68%	5.03%	0.22%	5.25%	1.35%	5.89%	4.46%	4.91%	7.56%	7.95%
Health Service Executive	4.81%	0.71%	5.52%	0.22%	5.74%	1.37%	6.53%	4.93%	5.01%	8.32%	8.53%
Section 38 Hospitals	3.75%	0.65%	4.40%	0.21%	4.61%	1.32%	5.06%	3.94%	4.80%	6.45%	7.01%



Health Service Absence Rate - by Staff Category: Apr 2024	Certified absence	Self-certified absence	Non Covid-19 absence	Covid-19 Absence	Total absence rate	% Non Covid-19 absence	% Covid-19 absence
CHI	3.85%	0.55%	4.40%	0.50%	4.90%	89.78%	10.22%
Medical & Dental	0.82%	0.16%	0.98%	0.31%	1.29%	75.66%	24.34%
Nursing & Midwifery	3.93%	0.93%	4.86%	0.42%	5.28%	92.09%	7.91%
Health & Social Care Professionals	3.87%	0.39%	4.26%	1.33%	5.60%	76.18%	23.82%
Management & Administrative	4.78%	0.33%	5.11%	0.26%	5.36%	95.22%	4.78%
General Support	6.83%	0.53%	7.36%	0.11%	7.46%	98.57%	1.43%
Patient & Client Care	5.68%	0.72%	6.40%	0.53%	6.93%	92.38%	7.62%

Health Service Absence Rate - by Staff Category: Apr 2024	Certified absence	Self-certified absence	Non Covid-19 absence	Covid-19 Absence	Total absence rate	% Non Covid-19 absence	% Covid-19 absence
DMHG	4.25%	0.81%	5.06%	0.22%	5.28%	95.85%	4.15%
Medical & Dental	0.95%	0.32%	1.27%	0.04%	1.31%	96.57%	3.43%
Nursing & Midwifery	4.55%	1.05%	5.60%	0.33%	5.93%	94.51%	5.49%
Health & Social Care Professionals	3.80%	0.64%	4.44%	0.13%	4.57%	97.21%	2.79%
Management & Administrative	4.41%	0.49%	4.90%	0.24%	5.15%	95.24%	4.76%
General Support	5.41%	0.98%	6.39%	0.30%	6.69%	95.53%	4.47%
Patient & Client Care	6.74%	1.09%	7.83%	0.11%	7.94%	98.60%	1.40%

Health Service Absence Rate - by Staff Category: Apr 2024	Certified absence	Self-certified absence	Non Covid-19 absence	Covid-19 Absence	Total absence rate	% Non Covid-19 absence	% Covid-19 absence
IEHG	4.42%	0.59%	5.01%	0.16%	5.17%	96.86%	3.14%
Medical & Dental	1.41%	0.24%	1.66%	0.03%	1.69%	98.24%	1.76%
Nursing & Midwifery	4.57%	0.77%	5.34%	0.18%	5.52%	96.71%	3.29%
Health & Social Care Professionals	3.67%	0.45%	4.12%	0.14%	4.26%	96.61%	3.39%
Management & Administrative	4.35%	0.47%	4.82%	0.11%	4.93%	97.69%	2.31%
General Support	7.22%	0.56%	7.78%	0.21%	7.99%	97.33%	2.67%
Patient & Client Care	6.28%	0.82%	7.09%	0.35%	7.44%	95.31%	4.69%

Health Service Absence Rate - by Staff Category: Apr 2024	Certified absence	Self-certified absence	Non Covid-19 absence	Covid-19 Absence	Total absence rate	% Non Covid-19 absence	% Covid-19 absence
RCSI	3.97%	0.58%	4.55%	0.16%	4.71%	96.68%	3.32%
Medical & Dental	1.15%	0.23%	1.37%	0.01%	1.38%	99.40%	0.60%
Nursing & Midwifery	4.30%	0.72%	5.03%	0.14%	5.17%	97.20%	2.80%
Health & Social Care Professionals	3.30%	0.46%	3.76%	0.06%	3.82%	98.41%	1.59%
Management & Administrative	4.25%	0.49%	4.74%	0.16%	4.91%	96.66%	3.34%
General Support	5.35%	0.81%	6.17%	0.23%	6.39%	96.46%	3.54%
Patient & Client Care	6.18%	0.65%	6.83%	0.48%	7.31%	93.47%	6.53%

Health Service Absence Rate - by Staff Category: Apr 2024	Certified absence	Self-certified absence	Non Covid-19 absence	Covid-19 Absence	Total absence rate	% Non Covid-19 absence	% Covid-19 absence
Saolta	4.26%	0.80%	5.06%	0.24%	5.30%	95.51%	4.49%
Medical & Dental	0.71%	0.36%	1.07%	0.06%	1.13%	94.81%	5.19%
Nursing & Midwifery	4.76%	1.15%	5.92%	0.37%	6.29%	94.12%	5.88%
Health & Social Care Professionals	3.83%	0.57%	4.39%	0.16%	4.56%	96.45%	3.55%
Management & Administrative	3.84%	0.41%	4.25%	0.07%	4.31%	98.43%	1.57%
General Support	6.43%	0.82%	7.25%	0.22%	7.47%	97.01%	2.99%
Patient & Client Care	6.97%	0.92%	7.90%	0.35%	8.24%	95.81%	4.19%

Health Service Absence Rate - by Staff Category: Apr 2024	Certified absence	Self-certified absence	Non Covid-19 absence	Covid-19 Absence	Total absence rate	% Non Covid-19 absence	% Covid-19 absence
SSWHG	4.70%	0.71%	5.41%	0.18%	5.59%	96.84%	3.16%
Medical & Dental	1.11%	0.06%	1.17%	0.05%	1.22%	96.28%	3.72%
Nursing & Midwifery	5.34%	1.08%	6.42%	0.20%	6.62%	97.04%	2.96%
Health & Social Care Professionals	4.28%	0.54%	4.81%	0.04%	4.85%	99.21%	0.79%
Management & Administrative	4.05%	0.50%	4.55%	0.05%	4.60%	98.81%	1.19%
General Support	6.65%	0.57%	7.22%	0.09%	7.31%	98.73%	1.27%
Patient & Client Care	7.31%	0.97%	8.28%	0.89%	9.17%	90.32%	9.68%

Health Service Absence Rate - by Staff Category: Apr 2024	Certified absence	Self-certified absence	Non Covid-19 absence	Covid-19 Absence	Total absence rate	% Non Covid-19 absence	% Covid-19 absence
ULHG	5.57%	0.68%	6.25%	0.34%	6.59%	94.85%	5.15%
Medical & Dental	0.89%	0.31%	1.20%	0.08%	1.28%	94.01%	5.99%
Nursing & Midwifery	5.75%	0.87%	6.62%	0.41%	7.02%	94.20%	5.80%
Health & Social Care Professionals	3.89%	0.51%	4.40%	0.18%	4.58%	96.08%	3.92%
Management & Administrative	5.09%	0.46%	5.55%	0.18%	5.73%	96.85%	3.15%
General Support	9.12%	0.76%	9.87%	0.86%	10.74%	91.95%	8.05%
Patient & Client Care	8.18%	0.80%	8.98%	0.05%	9.03%	99.48%	0.52%

Health Service Absence Rate - by Staff Category: Apr 2024	Certified absence	Self-certified absence	Non Covid-19 absence	Covid-19 Absence	Total absence rate	% Non Covid-19 absence	% Covid-19 absence
Other Acute	3.76%	0.15%	3.91%	0.03%	3.95%	99.12%	0.88%
Medical & Dental	0.00%	0.00%	0.00%	0.00%	0.00%		
Nursing & Midwifery	6.38%	0.46%	6.83%	0.00%	6.83%	100.00%	0.00%
Health & Social Care Professionals	2.92%	0.06%	2.98%	0.00%	2.98%	100.00%	0.00%
Management & Administrative	3.35%	0.10%	3.45%	0.05%	3.50%	98.51%	1.49%
General Support							
Patient & Client Care							

Health Service Absence Rate - by Staff Category: Mar 2024	Certified absence	Self-certified absence	Non Covid-19 absence	Covid-19 Absence	Total absence rate	% Non Covid-19 absence	% Covid-19 absence
Beaumont Hospital	3.57%	0.61%	4.18%	0.14%	4.32%	96.68%	3.32%
Medical & Dental	1.13%	0.36%	1.48%	0.01%	1.49%	99.45%	0.55%
Nursing & Midwifery	3.64%	0.69%	4.32%	0.07%	4.39%	98.40%	1.60%
Health & Social Care Professionals	1.82%	0.42%	2.25%	0.24%	2.48%	90.51%	9.49%
Management & Administrative	3.39%	0.44%	3.83%	0.07%	3.90%	98.11%	1.89%
General Support	6.14%	0.94%	7.09%	0.16%	7.24%	97.80%	2.20%
Patient & Client Care	6.84%	0.81%	7.65%	0.67%	8.32%	92.00%	8.00%

Health Service Absence Rate - by Staff Category: Mar 2024	Certified absence	Self-certified absence	Non Covid-19 absence	Covid-19 Absence	Total absence rate	% Non Covid-19 absence	% Covid-19 absence
Cappagh National Orthopaedic H	3.16%	0.50%	3.66%	0.30%	3.95%	92.46%	7.54%
Medical & Dental	1.07%	0.00%	1.07%	0.00%	1.07%	100.00%	0.00%
Nursing & Midwifery	3.75%	0.74%	4.48%	0.44%	4.92%	91.12%	8.88%
Health & Social Care Professionals	1.92%	0.33%	2.25%	0.00%	2.25%	100.00%	0.00%
Management & Administrative	2.20%	0.28%	2.47%	0.70%	3.17%	77.89%	22.11%
General Support	3.31%	1.17%	4.48%	0.00%	4.48%	100.00%	0.00%
Patient & Client Care	5.76%	0.48%	6.24%	0.07%	6.30%	98.95%	1.05%

Health Service Absence Rate - by Staff Category: Mar 2024	Certified absence	Self-certified absence	Non Covid-19 absence	Covid-19 Absence	Total absence rate	% Non Covid-19 absence	% Covid-19 absence
CHI at Connolly	5.89%	0.59%	6.48%	0.38%	6.87%	94.42%	5.58%
Medical & Dental	0.00%	0.62%	0.62%	0.00%	0.62%	100.00%	0.00%
Nursing & Midwifery	4.37%	0.81%	5.18%	0.00%	5.18%	100.00%	0.00%
Health & Social Care Professionals	9.72%	0.48%	10.20%	0.00%	10.20%	100.00%	0.00%
Management & Administrative	5.96%	0.37%	6.33%	1.83%	8.16%	77.56%	22.44%
General Support	0.00%	0.00%	0.00%	0.00%	0.00%		
Patient & Client Care	13.64%	0.83%	14.47%	0.00%	14.47%	100.00%	0.00%

Health Service Absence Rate - by Staff Category: Mar 2024	Certified absence	Self-certified absence	Non Covid-19 absence	Covid-19 Absence	Total absence rate	% Non Covid-19 absence	% Covid-19 absence
CHI at Crumlin	4.26%	0.73%	4.99%	0.63%	5.62%	88.76%	11.24%
Medical & Dental	1.55%	0.20%	1.74%	0.64%	2.38%	73.19%	26.81%
Nursing & Midwifery	4.65%	1.27%	5.92%	0.09%	6.01%	98.46%	1.54%
Health & Social Care Professionals	3.44%	0.39%	3.83%	1.02%	4.84%	79.04%	20.96%
Management & Administrative	5.70%	0.49%	6.18%	0.98%	7.17%	86.27%	13.73%
General Support	6.39%	0.55%	6.94%	1.79%	8.72%	79.53%	20.47%
Patient & Client Care	4.51%	0.86%	5.37%	0.19%	5.56%	96.57%	3.43%

Health Service Absence Rate - by Staff Category: Mar 2024	Certified absence	Self- certified absence	Non Covid-19 absence	Covid-19 Absence	Total absence rate	% Non Covid-19 absence	% Covid-19 absence
CHI at Tallaght	3.48%	0.68%	4.16%	0.00%	4.16%	100.00%	0.00%
Medical & Dental	0.00%	0.75%	0.75%	0.00%	0.75%	100.00%	0.00%
Nursing & Midwifery	3.16%	0.76%	3.92%	0.00%	3.92%	100.00%	0.00%
Health & Social Care Professionals	1.31%	0.25%	1.55%	0.00%	1.55%	100.00%	0.00%
Management & Administrative	10.35%	0.75%	11.10%	0.00%	11.10%	100.00%	0.00%
General Support	0.00%	0.00%	0.00%	0.00%	0.00%		
Patient & Client Care	6.79%	0.00%	6.79%	0.00%	6.79%	100.00%	0.00%

Health Service Absence Rate - by Staff Category: Mar 2024	Certified absence	Self- certified absence	Non Covid-19 absence	Covid-19 Absence	Total absence rate	% Non Covid-19 absence	% Covid-19 absence
CHI at Temple Street	4.09%	0.57%	4.66%	0.84%	5.51%	84.66%	15.34%
Medical & Dental	0.32%	0.32%	0.64%	0.00%	0.64%	100.00%	0.00%
Nursing & Midwifery	4.84%	0.84%	5.68%	0.64%	6.32%	89.94%	10.06%
Health & Social Care Professionals	4.97%	0.51%	5.47%	2.36%	7.84%	69.84%	30.16%
Management & Administrative	5.25%	0.37%	5.62%	0.98%	6.59%	85.16%	14.84%
General Support	6.71%	0.73%	7.44%	0.00%	7.44%	100.00%	0.00%
Patient & Client Care	3.13%	0.22%	3.36%	1.84%	5.19%	64.63%	35.37%

Health Service Absence Rate - by Staff Category: Mar 2024	Certified absence	Self-certified absence	Non Covid-19 absence	Covid-19 Absence	Total absence rate	% Non Covid-19 absence	% Covid-19 absence
CHI Corporate	0.11%	0.22%	0.32%	0.00%	0.32%	100.00%	0.00%
Medical & Dental	0.00%	0.00%	0.00%	0.00%	0.00%		
Nursing & Midwifery	0.00%	0.00%	0.00%	0.00%	0.00%		
Health & Social Care Professionals	0.00%	0.00%	0.00%	0.00%	0.00%		
Management & Administrative	0.13%	0.27%	0.40%	0.00%	0.40%	100.00%	0.00%
General Support							
Patient & Client Care							

Health Service Absence Rate - by Staff Category: Mar 2024	Certified absence	Self-certified absence	Non Covid-19 absence	Covid-19 Absence	Total absence rate	% Non Covid-19 absence	% Covid-19 absence
CHI Programme	2.09%	0.14%	2.22%	0.00%	2.22%	100.00%	0.00%
Medical & Dental	0.00%	0.00%	0.00%	0.00%	0.00%		
Nursing & Midwifery	0.00%	0.76%	0.76%	0.00%	0.76%	100.00%	0.00%
Health & Social Care Professionals	0.75%	0.00%	0.75%	0.00%	0.75%	100.00%	0.00%
Management & Administrative	2.19%	0.10%	2.29%	0.00%	2.29%	100.00%	0.00%
General Support	34.84%	0.00%	34.84%	0.00%	34.84%	100.00%	0.00%
Patient & Client Care							

Health Service Absence Rate - by Staff Category: Mar 2024	Certified absence	Self-certified absence	Non Covid-19 absence	Covid-19 Absence	Total absence rate	% Non Covid-19 absence	% Covid-19 absence
Coombe Women & Infants Univer	2.92%	1.09%	4.01%	0.10%	4.11%	97.58%	2.42%
Medical & Dental	0.93%	1.31%	2.24%	0.00%	2.24%	100.00%	0.00%
Nursing & Midwifery	3.43%	1.49%	4.92%	0.01%	4.93%	99.73%	0.27%
Health & Social Care Professionals	1.98%	0.28%	2.26%	0.00%	2.26%	100.00%	0.00%
Management & Administrative	2.70%	0.43%	3.13%	0.08%	3.22%	97.41%	2.59%
General Support	4.06%	1.09%	5.15%	0.55%	5.70%	90.32%	9.68%
Patient & Client Care	2.60%	0.90%	3.49%	0.00%	3.49%	100.00%	0.00%

Health Service Absence Rate - by Staff Category: Mar 2024	Certified absence	Self-certified absence	Non Covid-19 absence	Covid-19 Absence	Total absence rate	% Non Covid-19 absence	% Covid-19 absence
Mater Misericordiae University Ho	2.97%	0.57%	3.54%	0.10%	3.64%	97.28%	2.72%
Medical & Dental	0.56%	0.11%	0.67%	0.04%	0.71%	94.13%	5.87%
Nursing & Midwifery	3.43%	0.85%	4.28%	0.07%	4.35%	98.47%	1.53%
Health & Social Care Professionals	2.56%	0.59%	3.14%	0.04%	3.18%	98.78%	1.22%
Management & Administrative	3.98%	0.46%	4.44%	0.15%	4.59%	96.82%	3.18%
General Support	5.09%	0.63%	5.73%	0.13%	5.85%	97.84%	2.16%
Patient & Client Care	2.41%	0.28%	2.69%	0.23%	2.93%	92.01%	7.99%

Health Service Absence Rate - by Staff Category: Mar 2024	Certified absence	Self- certified absence	Non Covid-19 absence	Covid-19 Absence	Total absence rate	% Non Covid-19 absence	% Covid-19 absence
Mercy University Hospital	4.66%	1.06%	5.72%	0.11%	5.83%	98.12%	1.88%
Medical & Dental	1.39%	0.35%	1.74%	0.00%	1.74%	100.00%	0.00%
Nursing & Midwifery	4.46%	1.32%	5.78%	0.11%	5.89%	98.09%	1.91%
Health & Social Care Professionals	5.32%	0.42%	5.73%	0.25%	5.98%	95.87%	4.13%
Management & Administrative	3.73%	0.46%	4.19%	0.10%	4.29%	97.68%	2.32%
General Support	7.44%	0.46%	7.91%	0.31%	8.21%	96.24%	3.76%
Patient & Client Care	8.28%	2.82%	11.10%	0.00%	11.10%	100.00%	0.00%

Health Service Absence Rate - by Staff Category: Mar 2024	Certified absence	Self- certified absence	Non Covid-19 absence	Covid-19 Absence	Total absence rate	% Non Covid-19 absence	% Covid-19 absence
National Maternity Hospital	4.09%	0.52%	4.60%	0.12%	4.72%	97.45%	2.55%
Medical & Dental	2.08%	0.05%	2.13%	0.00%	2.13%	100.00%	0.00%
Nursing & Midwifery	4.56%	0.71%	5.27%	0.28%	5.55%	94.87%	5.13%
Health & Social Care Professionals	1.33%	0.07%	1.39%	0.00%	1.39%	100.00%	0.00%
Management & Administrative	3.25%	0.57%	3.81%	0.00%	3.81%	100.00%	0.00%
General Support	6.94%	0.53%	7.48%	0.00%	7.48%	100.00%	0.00%
Patient & Client Care	3.46%	0.66%	4.12%	0.00%	4.12%	100.00%	0.00%

Health Service Absence Rate - by Staff Category: Mar 2024	Certified absence	Self- certified absence	Non Covid-19 absence	Covid-19 Absence	Total absence rate	% Non Covid-19 absence	% Covid-19 absence
National Rehabilitation Hospital	4.70%	0.74%	5.44%	0.07%	5.51%	98.72%	1.28%
Medical & Dental	1.53%	1.55%	3.07%	0.00%	3.07%	100.00%	0.00%
Nursing & Midwifery	4.26%	0.86%	5.12%	0.09%	5.21%	98.30%	1.70%
Health & Social Care Professionals	5.42%	0.71%	6.13%	0.13%	6.26%	97.99%	2.01%
Management & Administrative	4.90%	0.27%	5.18%	0.00%	5.18%	100.00%	0.00%
General Support	7.25%	0.77%	8.02%	0.00%	8.02%	100.00%	0.00%
Patient & Client Care	3.34%	0.77%	4.10%	0.07%	4.18%	98.25%	1.75%

Health Service Absence Rate - by Staff Category: Mar 2024	Certified absence	Self- certified absence	Non Covid-19 absence	Covid-19 Absence	Total absence rate	% Non Covid-19 absence	% Covid-19 absence
Rotunda Hospital	4.27%	0.91%	5.17%	0.00%	5.17%	100.00%	0.00%
Medical & Dental	2.87%	0.00%	2.87%	0.00%	2.87%	100.00%	0.00%
Nursing & Midwifery	4.31%	1.02%	5.33%	0.00%	5.33%	100.00%	0.00%
Health & Social Care Professionals	1.40%	0.14%	1.53%	0.00%	1.53%	100.00%	0.00%
Management & Administrative	3.83%	0.83%	4.66%	0.00%	4.66%	100.00%	0.00%
General Support	6.06%	2.12%	8.19%	0.00%	8.19%	100.00%	0.00%
Patient & Client Care	8.71%	0.82%	9.53%	0.00%	9.53%	100.00%	0.00%

Health Service Absence Rate - by Staff Category: Mar 2024	Certified absence	Self- certified absence	Non Covid-19 absence	Covid-19 Absence	Total absence rate	% Non Covid-19 absence	% Covid-19 absence
Royal Victoria Eye and Ear Hospital	3.18%	0.73%	3.91%	0.06%	3.97%	98.42%	1.58%
Medical & Dental	1.16%	0.38%	1.54%	0.00%	1.54%	100.00%	0.00%
Nursing & Midwifery	4.44%	0.96%	5.40%	0.09%	5.49%	98.36%	1.64%
Health & Social Care Professionals	1.36%	0.25%	1.61%	0.00%	1.61%	100.00%	0.00%
Management & Administrative	1.60%	0.91%	2.51%	0.13%	2.63%	95.24%	4.76%
General Support	5.52%	0.33%	5.86%	0.00%	5.86%	100.00%	0.00%
Patient & Client Care	7.44%	0.93%	8.37%	0.00%	8.37%	100.00%	0.00%

Health Service Absence Rate - by Staff Category: Mar 2024	Certified absence	Self- certified absence	Non Covid-19 absence	Covid-19 Absence	Total absence rate	% Non Covid-19 absence	% Covid-19 absence
South Infirmary Victoria University	3.27%	0.63%	3.90%	0.09%	3.99%	97.74%	2.26%
Medical & Dental	0.00%	0.05%	0.05%	0.00%	0.05%	100.00%	0.00%
Nursing & Midwifery	5.66%	0.86%	6.52%	0.20%	6.72%	97.08%	2.92%
Health & Social Care Professionals	1.55%	0.35%	1.90%	0.00%	1.90%	100.00%	0.00%
Management & Administrative	2.25%	0.48%	2.74%	0.06%	2.80%	97.81%	2.19%
General Support	3.08%	0.87%	3.95%	0.00%	3.95%	100.00%	0.00%
Patient & Client Care	0.03%	0.68%	0.71%	0.00%	0.71%	100.00%	0.00%

Health Service Absence Rate - by Staff Category: Mar 2024	Certified absence	Self- certified absence	Non Covid-19 absence	Covid-19 Absence	Total absence rate	% Non Covid-19 absence	% Covid-19 absence
St. James's Hospital	4.40%	0.86%	5.26%	0.10%	5.37%	98.08%	1.92%
Medical & Dental	0.73%	0.08%	0.82%	0.02%	0.84%	97.31%	2.69%
Nursing & Midwifery	5.49%	1.37%	6.85%	0.21%	7.06%	97.04%	2.96%
Health & Social Care Professionals	3.03%	0.47%	3.50%	0.00%	3.50%	100.00%	0.00%
Management & Administrative	5.31%	0.44%	5.75%	0.04%	5.79%	99.32%	0.68%
General Support	6.98%	0.94%	7.92%	0.17%	8.09%	97.91%	2.09%
Patient & Client Care	4.46%	1.06%	5.52%	0.00%	5.52%	100.00%	0.00%

Health Service Absence Rate - by Staff Category: Mar 2024	Certified absence	Self- certified absence	Non Covid-19 absence	Covid-19 Absence	Total absence rate	% Non Covid-19 absence	% Covid-19 absence
St. John's Hospital Limerick	5.27%	0.36%	5.64%	1.69%	7.33%	76.88%	23.12%
Medical & Dental	1.64%	0.00%	1.64%	0.00%	1.64%	100.00%	0.00%
Nursing & Midwifery	4.42%	0.39%	4.81%	1.49%	6.30%	76.39%	23.61%
Health & Social Care Professionals	4.17%	0.24%	4.41%	0.00%	4.41%	100.00%	0.00%
Management & Administrative	4.50%	0.37%	4.87%	0.19%	5.06%	96.30%	3.70%
General Support	7.13%	0.42%	7.55%	8.51%	16.05%	47.01%	52.99%
Patient & Client Care	10.44%	0.49%	10.94%	0.00%	10.94%	100.00%	0.00%

Health Service Absence Rate - by Staff Category: Mar 2024	Certified absence	Self- certified absence	Non Covid-19 absence	Covid-19 Absence	Total absence rate	% Non Covid-19 absence	% Covid-19 absence
St. Michael's Hospital	4.49%	0.40%	4.89%	0.45%	5.34%	91.56%	8.44%
Medical & Dental	3.57%	0.00%	3.57%	0.00%	3.57%	100.00%	0.00%
Nursing & Midwifery	6.31%	0.56%	6.88%	0.95%	7.83%	87.84%	12.16%
Health & Social Care Professionals	3.09%	0.76%	3.85%	0.00%	3.85%	100.00%	0.00%
Management & Administrative	4.43%	0.18%	4.61%	0.00%	4.61%	100.00%	0.00%
General Support	0.52%	0.02%	0.55%	0.45%	0.99%	55.08%	44.92%
Patient & Client Care	3.61%	0.51%	4.12%	0.00%	4.12%	100.00%	0.00%

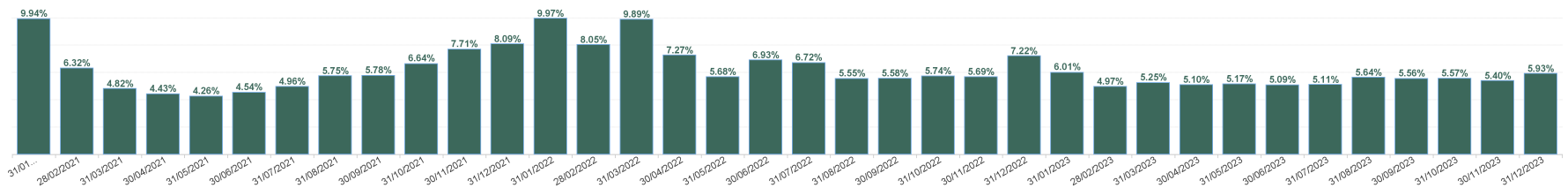
Health Service Absence Rate - by Staff Category: Mar 2024	Certified absence	Self- certified absence	Non Covid-19 absence	Covid-19 Absence	Total absence rate	% Non Covid-19 absence	% Covid-19 absence
St. Vincent's University Hospital	3.69%	0.68%	4.37%	0.09%	4.47%	97.92%	2.08%
Medical & Dental	1.06%	0.23%	1.29%	0.02%	1.31%	98.75%	1.25%
Nursing & Midwifery	4.25%	0.97%	5.22%	0.08%	5.30%	98.46%	1.54%
Health & Social Care Professionals	2.20%	0.50%	2.70%	0.05%	2.75%	98.06%	1.94%
Management & Administrative	3.65%	0.52%	4.17%	0.28%	4.45%	93.78%	6.22%
General Support	4.95%	0.44%	5.39%	0.05%	5.44%	99.03%	0.97%
Patient & Client Care	7.83%	1.21%	9.05%	0.09%	9.14%	99.04%	0.96%

Health Service Absence Rate - by Staff Category: Mar 2024	Certified absence	Self- certified absence	Non Covid-19 absence	Covid-19 Absence	Total absence rate	% Non Covid-19 absence	% Covid-19 absence
Tallaght University Hospital	4.07%	0.66%	4.73%	0.56%	5.29%	89.45%	10.55%
Medical & Dental	1.18%	0.56%	1.74%	0.05%	1.79%	97.21%	2.79%
Nursing & Midwifery	3.76%	0.84%	4.60%	0.68%	5.28%	87.05%	12.95%
Health & Social Care Professionals	4.64%	0.49%	5.13%	0.48%	5.62%	91.40%	8.60%
Management & Administrative	5.93%	0.59%	6.52%	0.87%	7.38%	88.27%	11.73%
General Support	4.82%	0.39%	5.21%	0.58%	5.79%	90.04%	9.96%
Patient & Client Care	5.27%	0.56%	5.84%	0.26%	6.09%	95.77%	4.23%

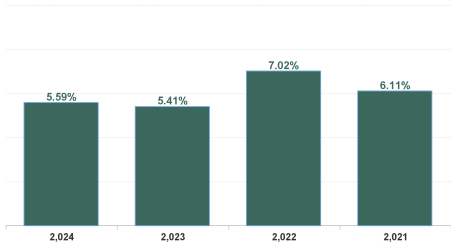
Year / Month	Certified absence	Self-certified absence	Non Covid-19 absence	Covid-19 Absence	Total absence rate	Medical & Dental	Nursing & Midwifery	Health & Social Care Professionals	Management & Administrative	General Support	Patient & Client Care
Apr 2024	4.35%	0.68%	5.03%	0.22%	5.25%	1.35%	5.89%	4.46%	4.91%	7.56%	7.95%
Mar 2024	4.46%	0.71%	5.17%	0.24%	5.41%	1.55%	6.09%	4.33%	5.22%	7.75%	7.70%
Feb 2024	4.43%	0.72%	5.14%	0.32%	5.46%	1.40%	6.17%	4.40%	5.44%	7.54%	8.14%
Jan 2024	4.75%	0.83%	5.57%	0.63%	6.21%	1.24%	7.03%	5.42%	6.17%	8.64%	9.23%
2024	4.50%	0.73%	5.23%	0.36%	5.59%	1.38%	6.30%	4.67%	5.45%	7.89%	8.26%
Dec 2023	4.40%	0.87%	5.26%	0.66%	5.93%	1.24%	6.81%	5.28%	5.75%	7.60%	8.89%
Nov 2023	4.23%	0.71%	4.94%	0.47%	5.40%	1.27%	6.23%	4.46%	5.14%	7.48%	8.09%
Oct 2023	4.22%	0.79%	5.00%	0.57%	5.57%	1.28%	6.44%	4.30%	5.50%	7.94%	8.16%
Sep 2023	4.16%	0.69%	4.84%	0.72%	5.56%	1.29%	6.54%	4.38%	5.20%	7.59%	8.37%
Aug 2023	4.22%	0.68%	4.90%	0.74%	5.64%	1.23%	6.71%	4.41%	5.07%	7.61%	8.76%
Jul 2023	4.14%	0.62%	4.76%	0.36%	5.11%	1.02%	6.03%	4.04%	4.63%	7.17%	7.67%
Jun 2023	4.16%	0.58%	4.75%	0.34%	5.09%	1.23%	6.00%	3.92%	4.58%	6.86%	7.59%
May 2023	4.06%	0.63%	4.69%	0.47%	5.17%	1.19%	6.19%	4.14%	4.66%	6.69%	7.66%
Apr 2023	3.96%	0.65%	4.61%	0.49%	5.10%	1.16%	6.23%	3.58%	4.56%	6.58%	7.54%
Mar 2023	3.98%	0.74%	4.72%	0.53%	5.25%	1.36%	6.07%	4.19%	4.97%	7.18%	7.81%
Feb 2023	3.87%	0.67%	4.55%	0.43%	4.97%	1.17%	5.89%	4.08%	4.60%	6.77%	6.74%
Jan 2023	4.52%	0.75%	5.27%	0.74%	6.01%	1.26%	7.19%	4.78%	5.58%	7.99%	8.28%
2023	4.16%	0.70%	4.86%	0.55%	5.41%	1.23%	6.37%	4.30%	5.03%	7.30%	7.96%
Dec 2022	4.94%	1.01%	5.96%	1.26%	7.22%	1.79%	8.56%	6.00%	6.95%	9.13%	9.72%
Nov 2022	4.13%	0.83%	4.96%	0.73%	5.69%	1.51%	6.58%	4.37%	5.39%	7.92%	8.23%
Oct 2022	4.21%	0.73%	4.94%	0.80%	5.74%	1.57%	6.48%	4.61%	5.49%	7.99%	8.21%
Sep 2022	4.21%	0.69%	4.90%	0.68%	5.58%	1.31%	6.57%	4.18%	4.94%	7.94%	8.38%
Aug 2022	4.17%	0.61%	4.78%	0.77%	5.55%	1.47%	6.50%	4.15%	4.84%	7.92%	8.27%
Jul 2022	4.21%	0.67%	4.88%	1.84%	6.72%	1.68%	7.86%	5.16%	5.95%	9.18%	9.86%
Jun 2022	4.18%	0.70%	4.89%	2.04%	6.93%	1.84%	8.34%	5.60%	6.34%	9.30%	8.87%
May 2022	3.94%	0.72%	4.66%	1.02%	5.68%	1.50%	6.68%	4.61%	5.21%	7.41%	8.22%
Apr 2022	4.13%	0.63%	4.77%	2.50%	7.27%	2.06%	8.77%	5.81%	6.50%	9.34%	9.97%
Mar 2022	4.07%	0.64%	4.71%	5.18%	9.89%	3.23%	12.03%	9.33%	9.14%	11.38%	11.81%
Feb 2022	3.84%	0.58%	4.42%	3.63%	8.05%	2.53%	9.72%	7.30%	7.20%	9.86%	10.11%
Jan 2022	3.74%	0.48%	4.21%	5.75%	9.97%	2.87%	11.53%	8.81%	9.84%	13.05%	12.56%
2022	4.15%	0.69%	4.84%	2.18%	7.02%	1.94%	8.30%	5.85%	6.48%	9.19%	9.50%
Dec 2021	4.15%	0.60%	4.76%	3.33%	8.09%	2.37%	9.41%	7.56%	7.83%	10.12%	10.54%
Nov 2021	4.41%	0.82%	5.24%	2.48%	7.71%	2.12%	8.52%	7.33%	8.27%	10.30%	9.97%
Oct 2021	4.26%	0.71%	4.97%	1.67%	6.64%	1.91%	7.47%	5.66%	6.42%	8.87%	9.61%
Sep 2021	4.04%	0.60%	4.64%	1.13%	5.78%	1.59%	6.77%	4.31%	5.40%	7.94%	8.70%
Aug 2021	3.92%	0.58%	4.50%	1.25%	5.75%	1.60%	6.71%	4.34%	5.41%	7.45%	8.89%
Jul 2021	3.66%	0.52%	4.19%	0.78%	4.96%	1.06%	5.86%	3.86%	4.75%	6.75%	6.99%
Jun 2021	3.49%	0.50%	4.00%	0.55%	4.54%	1.02%	5.44%	3.23%	3.97%	6.12%	7.24%
May 2021	3.19%	0.44%	3.63%	0.63%	4.26%	0.99%	5.07%	2.93%	4.03%	5.83%	6.25%
Apr 2021	3.21%	0.40%	3.61%	0.82%	4.43%	1.19%	5.38%	2.95%	3.75%	6.06%	6.80%
Mar 2021	3.28%	0.40%	3.68%	1.14%	4.82%	1.14%	5.86%	3.34%	4.12%	6.47%	7.60%
Feb 2021	3.53%	0.54%	4.07%	2.25%	6.32%	1.65%	7.56%	4.03%	5.60%	8.61%	10.32%
Jan 2021	3.63%	0.45%	4.09%	5.85%	9.94%	4.55%	12.22%	6.37%	8.03%	12.28%	13.63%
2021	3.74%	0.55%	4.29%	1.82%	6.11%	1.76%	7.19%	4.68%	5.65%	8.07%	8.88%

Year / Month	Certified absence	Self-certified absence	Non Covid-19 absence	Covid-19 Absence	Total absence rate	CHI	DMHG	IEHG	RCSI	Saolta	SSWHG	ULHG	Other Acute	Acute Services
Apr 2024	4.35%	0.68%	5.03%	0.22%	5.25%	4.90%	5.28%	5.17%	4.71%	5.30%	5.59%	6.59%	3.95%	5.25%
Mar 2024	4.46%	0.71%	5.17%	0.24%	5.41%	5.31%	5.58%	5.26%	4.75%	5.40%	5.79%	6.80%	5.10%	5.41%
Feb 2024	4.43%	0.72%	5.14%	0.32%	5.46%	5.44%	5.82%	5.47%	4.80%	5.31%	5.61%	6.69%	3.23%	5.46%
Jan 2024	4.75%	0.83%	5.57%	0.63%	6.21%	6.47%	6.48%	5.83%	5.74%	6.43%	6.20%	7.29%	2.05%	6.21%
2024	4.50%	0.73%	5.23%	0.36%	5.59%	5.56%	5.80%	5.44%	5.01%	5.61%	5.81%	6.85%	3.52%	5.59%
Dec 2023	4.40%	0.87%	5.26%	0.66%	5.93%	6.42%	6.34%	5.62%	5.23%	6.07%	5.62%	7.70%	2.58%	5.93%
Nov 2023	4.23%	0.71%	4.94%	0.47%	5.40%	5.43%	5.33%	4.84%	4.89%	5.75%	5.43%	6.81%	1.29%	5.40%
Oct 2023	4.22%	0.79%	5.00%	0.57%	5.57%	5.05%	5.83%	4.92%	5.22%	5.74%	5.78%	7.39%	2.12%	5.57%
Sep 2023	4.16%	0.69%	4.84%	0.72%	5.56%	4.93%	5.86%	5.11%	5.09%	5.70%	5.59%	7.57%	1.30%	5.56%
Aug 2023	4.22%	0.68%	4.90%	0.74%	5.64%	4.88%	5.92%	5.44%	4.96%	6.04%	5.40%	7.88%	2.02%	5.64%
Jul 2023	4.14%	0.62%	4.76%	0.36%	5.11%	5.01%	5.16%	5.03%	4.65%	5.16%	5.12%	6.69%	2.41%	5.11%
Jun 2023	4.16%	0.58%	4.75%	0.34%	5.09%	4.52%	5.36%	4.87%	4.66%	5.29%	4.89%	6.46%	3.13%	5.09%
May 2023	4.06%	0.63%	4.69%	0.47%	5.17%	4.50%	5.41%	4.74%	4.69%	5.66%	5.02%	6.91%	2.71%	5.17%
Apr 2023	3.96%	0.65%	4.61%	0.49%	5.10%	4.70%	5.25%	4.78%	5.00%	4.96%	4.69%	7.32%	1.21%	5.10%
Mar 2023	3.98%	0.74%	4.72%	0.53%	5.25%	4.91%	5.82%	4.72%	5.28%	5.82%	3.78%	7.07%	1.69%	5.25%
Feb 2023	3.87%	0.67%	4.55%	0.43%	4.97%	4.15%	5.42%	4.38%	5.08%	5.05%	4.47%	6.49%	0.95%	4.97%
Jan 2023	4.52%	0.75%	5.27%	0.74%	6.01%	5.29%	6.26%	5.51%	5.74%	6.19%	5.91%	7.73%	2.94%	6.01%
2023	4.16%	0.70%	4.86%	0.55%	5.41%	4.99%	5.71%	5.00%	5.05%	5.63%	5.14%	7.17%	2.04%	5.41%
Dec 2022	4.94%	1.01%	5.96%	1.26%	7.22%	6.86%	8.41%	6.55%	7.00%	6.99%	6.11%	9.37%	3.38%	7.22%
Nov 2022	4.13%	0.83%	4.96%	0.73%	5.69%	5.42%	6.08%	4.72%	5.70%	5.86%	5.50%	7.20%	4.50%	5.69%
Oct 2022	4.21%	0.73%	4.94%	0.80%	5.74%	6.13%	5.89%	4.70%	6.12%	5.61%	5.44%	7.61%	4.36%	5.74%
Sep 2022	4.21%	0.69%	4.90%	0.68%	5.58%	5.94%	5.71%	4.50%	5.62%	5.79%	5.17%	7.86%	1.74%	5.58%
Aug 2022	4.17%	0.61%	4.78%	0.77%	5.55%	5.98%	5.16%	4.70%	5.46%	6.10%	5.25%	8.13%	2.72%	5.55%
Jul 2022	4.21%	0.67%	4.88%	1.84%	6.72%	6.74%	6.36%	5.75%	6.91%	7.32%	6.18%	9.33%	2.78%	6.72%
Jun 2022	4.18%	0.70%	4.89%	2.04%	6.93%	6.86%	6.30%	6.79%	6.56%	7.05%	7.62%	8.72%	2.52%	6.93%
May 2022	3.94%	0.72%	4.66%	1.02%	5.68%	5.77%	5.36%	5.69%	5.55%	5.89%	5.10%	7.61%	1.45%	5.68%
Apr 2022	4.13%	0.63%	4.77%	2.50%	7.27%	6.89%	7.07%	8.32%	6.43%	6.79%	7.25%	9.34%	4.64%	7.27%
Mar 2022	4.07%	0.64%	4.71%	5.18%	9.89%	8.99%	9.35%	11.77%	8.57%	10.01%	9.76%	11.75%	3.96%	9.89%
Feb 2022	3.84%	0.58%	4.42%	3.63%	8.05%	8.09%	7.88%	8.61%	8.19%	7.58%	6.77%	10.13%		8.05%
Jan 2022	3.74%	0.48%	4.21%	5.75%	9.97%	9.68%	8.66%	10.39%	10.14%	10.28%	9.52%	12.25%		9.97%
2022	4.15%	0.69%	4.84%	2.18%	7.02%	6.94%	6.85%	6.86%	6.85%	7.09%	6.62%	9.11%	3.21%	7.02%
Dec 2021	4.15%	0.60%	4.76%	3.33%	8.09%	7.85%	7.87%	9.99%	7.66%	7.48%	6.54%	9.43%		8.09%
Nov 2021	4.41%	0.82%	5.24%	2.48%	7.71%	8.10%	7.68%	8.63%	7.33%	7.49%	6.20%	9.76%		7.71%
Oct 2021	4.26%	0.71%	4.97%	1.67%	6.64%	6.94%	6.51%	7.34%	6.32%	6.39%	5.68%	8.54%		6.64%
Sep 2021	4.04%	0.60%	4.64%	1.13%	5.78%	5.58%	5.62%	5.68%	5.75%	5.70%	5.35%	7.66%		5.78%
Aug 2021	3.92%	0.58%	4.50%	1.25%	5.75%	5.83%	5.65%	6.32%	5.57%	5.50%	4.89%	7.49%		5.75%
Jul 2021	3.66%	0.52%	4.19%	0.78%	4.96%	5.13%	4.89%	4.94%	4.81%	5.03%	4.45%	6.43%		4.96%
Jun 2021	3.49%	0.50%	4.00%	0.55%	4.54%	4.58%	4.64%	4.29%	4.50%	4.52%	4.07%	5.93%		4.54%
May 2021	3.19%	0.44%	3.63%	0.63%	4.26%	4.20%	4.34%	4.26%	4.31%	3.96%	4.11%	4.88%		4.26%
Apr 2021	3.21%	0.40%	3.61%	0.82%	4.43%	4.30%	4.70%	4.13%	4.19%	4.39%	4.27%	5.65%		4.43%
Mar 2021	3.28%	0.40%	3.68%	1.14%	4.82%	4.12%	4.95%	4.46%	4.83%	4.63%	4.71%	6.48%		4.82%
Feb 2021	3.53%	0.54%	4.07%	2.25%	6.32%	4.51%	6.39%	5.98%	6.54%	6.49%	5.32%	9.42%		6.32%
Jan 2021	3.63%	0.45%	4.09%	5.85%	9.94%	7.57%	8.66%	9.90%	10.54%	10.52%	9.20%	14.12%		9.94%
2021	3.74%	0.55%	4.29%	1.82%	6.11%	5.74%	5.98%	6.35%	6.02%	6.01%	5.42%	8.00%		6.11%

Total Absence Rate



Total Absence Rate



% of Absence Non Covid-19 / Covid-19

