

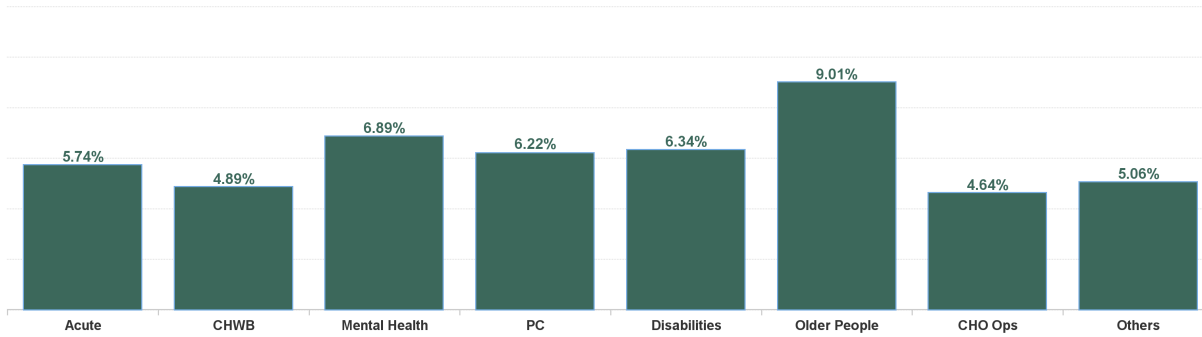
# Absence Report October 2024

October 2024

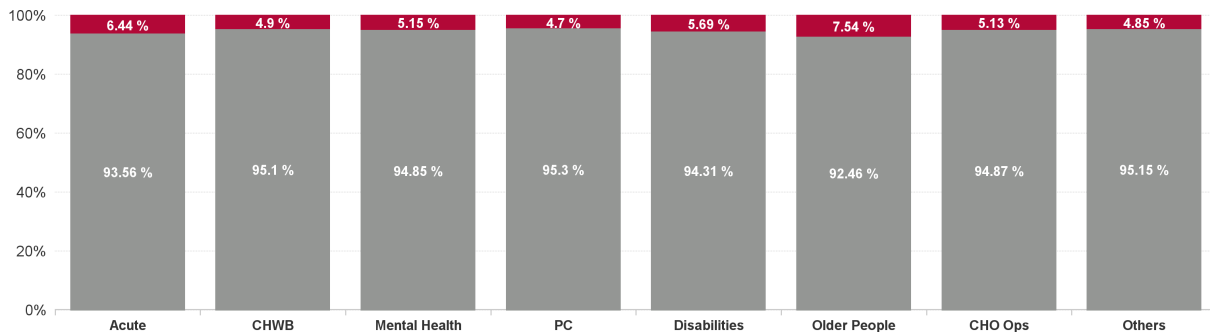
Health Service Absence Rate - by Staff Category: Oct 2024	Certified absence	Self-certified absence	Non Covid-19 absence	Covid-19 absence	Total absence rate	% Non Covid-19 absence	% Covid-19 absence
<b>Total</b>	<b>5.16%</b>	<b>0.61%</b>	5.78%	0.38%	<b>6.15%</b>	<b>93.90%</b>	<b>6.10%</b>
Medical & Dental	1.52%	0.31%	1.83%	0.09%	1.92%	95.15%	4.85%
Nursing & Midwifery	5.41%	0.80%	6.21%	0.44%	6.65%	93.37%	6.63%
Health & Social Care Professionals	4.20%	0.48%	4.68%	0.31%	4.99%	93.79%	6.21%
Management & Administrative	4.81%	0.44%	5.25%	0.27%	5.53%	95.03%	4.97%
General Support	6.91%	0.59%	7.49%	0.46%	7.95%	94.21%	5.79%
Patient & Client Care	7.08%	0.73%	7.81%	0.52%	8.34%	93.74%	6.26%

Health Service Absence Rate - by Care Group: Oct 2024	Certified absence	Self-certified absence	Non Covid-19 absence	Covid-19 absence	Total absence rate	% Non Covid-19 absence	% Covid-19 absence
<b>Total</b>	<b>5.16%</b>	<b>0.61%</b>	<b>5.78%</b>	<b>0.38%</b>	<b>6.15%</b>	<b>93.90%</b>	<b>6.10%</b>
Acute Hospital Services	4.72%	0.65%	5.37%	0.37%	5.74%	93.56%	6.44%
<b>Acute Services</b>	<b>4.72%</b>	<b>0.65%</b>	<b>5.37%</b>	<b>0.37%</b>	<b>5.74%</b>	<b>93.56%</b>	<b>6.44%</b>
Community Health & Wellbeing	4.25%	0.40%	4.65%	0.24%	4.89%	95.10%	4.90%
Primary Care	5.48%	0.45%	5.93%	0.29%	6.22%	95.30%	4.70%
Disabilities	5.38%	0.60%	5.98%	0.36%	6.34%	94.31%	5.69%
Mental Health	5.90%	0.64%	6.53%	0.35%	6.89%	94.85%	5.15%
Older People	7.62%	0.71%	8.33%	0.68%	9.01%	92.46%	7.54%
CHO Operations	4.06%	0.35%	4.40%	0.24%	4.64%	94.87%	5.13%
<b>Community Services</b>	<b>5.88%</b>	<b>0.59%</b>	<b>6.47%</b>	<b>0.40%</b>	<b>6.87%</b>	<b>94.17%</b>	<b>5.83%</b>
<b>National Services &amp; Central Functions</b>	<b>4.39%</b>	<b>0.43%</b>	<b>4.82%</b>	<b>0.26%</b>	<b>5.08%</b>	<b>94.85%</b>	<b>5.15%</b>

Total Absence Rate

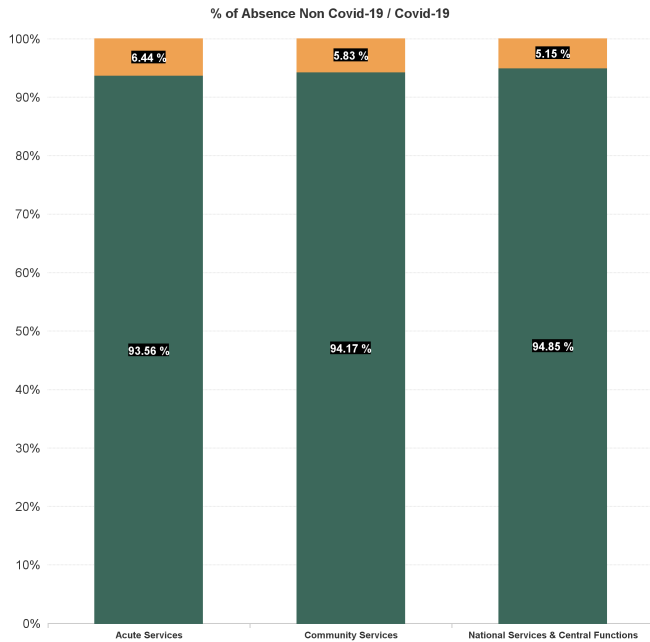
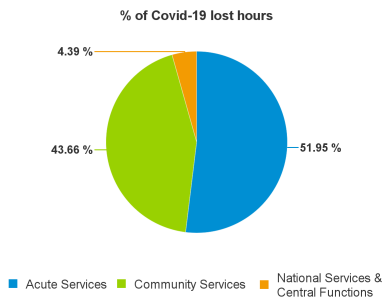
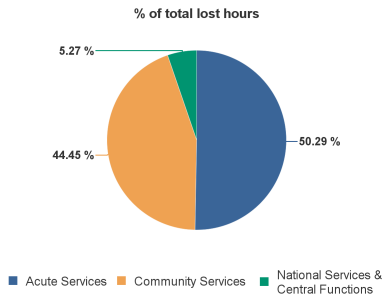


% of Absence Non Covid-19 / Covid-19



October 2024

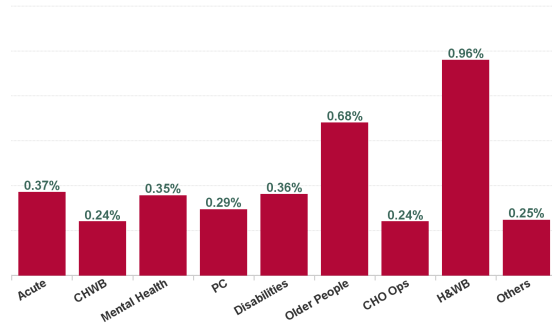
Health Service Absence Rate - by Care Group : Oct 2024	Certified absence	Self-certified absence	Non Covid-19 absence	Covid-19 absence	Total absence rate	Medical & Dental	Nursing & Midwifery	Health & Social Care Professionals	Management & Administrative	General Support	Patient & Client Care
<b>Total</b>	5.16%	0.61%	5.78%	0.38%	6.15%	1.92%	6.65%	4.99%	5.53%	7.95%	8.34%
Acute Hospital Services	4.72%	0.65%	5.37%	0.37%	5.74%	1.63%	6.26%	4.96%	5.78%	8.30%	8.96%
<b>Acute Services</b>	<b>4.72%</b>	<b>0.65%</b>	<b>5.37%</b>	<b>0.37%</b>	<b>5.74%</b>	<b>1.63%</b>	<b>6.26%</b>	<b>4.96%</b>	<b>5.78%</b>	<b>8.30%</b>	<b>8.96%</b>
Community Health & Wellbeing	4.25%	0.40%	4.65%	0.24%	4.89%		2.14%	4.12%	5.13%		5.03%
Primary Care	5.48%	0.45%	5.93%	0.29%	6.22%	3.64%	6.60%	5.21%	6.81%	7.66%	8.08%
Disabilities	5.38%	0.60%	5.98%	0.36%	6.34%	2.38%	6.93%	5.10%	5.51%	6.42%	6.86%
Mental Health	5.90%	0.64%	6.53%	0.35%	6.89%	2.99%	7.37%	5.22%	7.51%	7.35%	9.47%
Older People	7.62%	0.71%	8.33%	0.68%	9.01%	1.21%	8.69%	4.24%	5.56%	8.26%	10.84%
CHO Operations	4.06%	0.35%	4.40%	0.24%	4.64%		2.92%	4.24%	4.83%	4.23%	0.00%
<b>Community Services</b>	<b>5.88%</b>	<b>0.59%</b>	<b>6.47%</b>	<b>0.40%</b>	<b>6.87%</b>	<b>3.20%</b>	<b>7.36%</b>	<b>5.10%</b>	<b>6.23%</b>	<b>7.39%</b>	<b>8.11%</b>
<b>National Services &amp; Central Functions</b>	<b>4.39%</b>	<b>0.43%</b>	<b>4.82%</b>	<b>0.26%</b>	<b>5.08%</b>	<b>3.73%</b>	<b>6.40%</b>	<b>3.98%</b>	<b>3.92%</b>	<b>5.59%</b>	<b>8.14%</b>



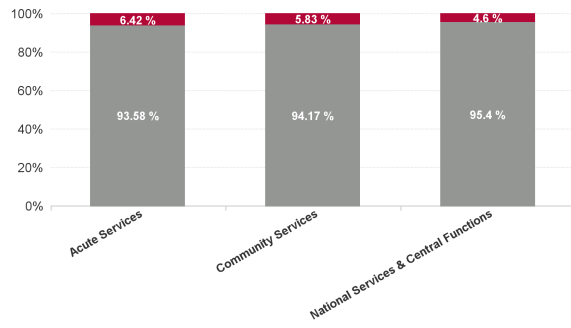
October 2024

Health Service Absence Rate - by Care Group : Oct 2024	Non Covid-19 absence	Covid-19 absence	Total absence rate	Medical & Dental	Nursing & Midwifery	Health & Social Care Professionals	Management & Administrative	General Support	Patient & Client Care
<b>Total</b>	<b>5.78%</b>	<b>0.38%</b>	<b>6.15%</b>	<b>0.09%</b>	<b>0.44%</b>	<b>0.31%</b>	<b>0.27%</b>	<b>0.46%</b>	<b>0.52%</b>
Acute Hospital Services	5.37%	0.37%	5.74%	0.07%	0.41%	0.33%	0.36%	0.55%	0.59%
<b>Acute Services</b>	<b>5.37%</b>	<b>0.37%</b>	<b>5.74%</b>	<b>0.07%</b>	<b>0.41%</b>	<b>0.33%</b>	<b>0.36%</b>	<b>0.55%</b>	<b>0.59%</b>
Community Health & Wellbeing	4.65%	0.24%	4.89%		1.53%	0.00%	0.29%		0.11%
Primary Care	5.93%	0.29%	6.22%	0.08%	0.42%	0.21%	0.22%	0.14%	0.55%
Disabilities	5.98%	0.36%	6.34%	0.00%	0.36%	0.37%	0.23%	0.24%	0.39%
Mental Health	6.53%	0.35%	6.89%	0.15%	0.41%	0.19%	0.36%	0.39%	0.49%
Older People	8.33%	0.68%	9.01%	0.00%	0.84%	0.48%	0.28%	0.26%	0.76%
CHO Operations	4.40%	0.24%	4.64%		0.00%	0.11%	0.26%	0.34%	0.00%
<b>Community Services</b>	<b>6.47%</b>	<b>0.40%</b>	<b>6.87%</b>	<b>0.11%</b>	<b>0.49%</b>	<b>0.30%</b>	<b>0.26%</b>	<b>0.27%</b>	<b>0.50%</b>
<b>National Services &amp; Central Functions</b>	<b>4.82%</b>	<b>0.26%</b>	<b>5.08%</b>	<b>0.89%</b>	<b>0.47%</b>	<b>0.30%</b>	<b>0.12%</b>	<b>0.20%</b>	<b>0.48%</b>

Total COVID Absence Rate



% of Absence Non Covid-19 / Covid-19



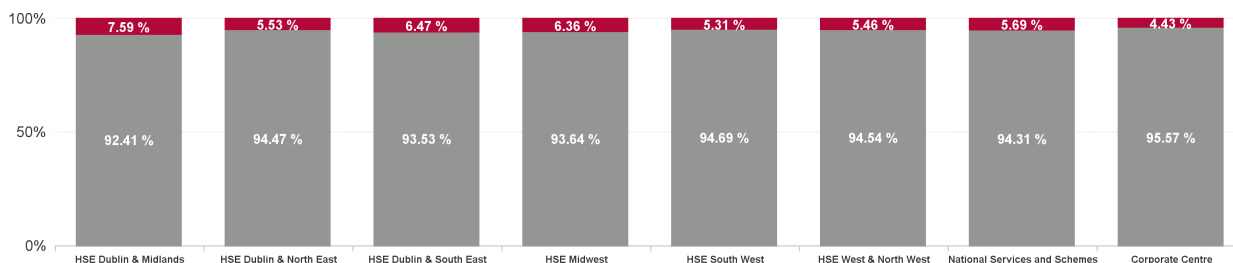
## October 2024

Health Service Absence Rate - by Staff Category: Oct 2024	Certified absence	Self-certified absence	Non Covid-19 absence	Covid-19 absence	Total absence rate	% Non Covid-19 absence	% Covid-19 absence
<b>Total</b>	<b>5.16%</b>	<b>0.61%</b>	5.78%	0.38%	<b>6.15%</b>	<b>93.90%</b>	<b>6.10%</b>
HSE Dublin & Midlands	5.01%	0.67%	5.68%	0.47%	6.15%	92.41%	7.59%
HSE Dublin & North East	4.59%	0.61%	5.21%	0.30%	5.51%	94.47%	5.53%
HSE Dublin & South East	4.77%	0.58%	5.35%	0.37%	5.72%	93.53%	6.47%
HSE Midwest	6.24%	0.55%	6.80%	0.46%	7.26%	93.64%	6.36%
HSE South West	5.24%	0.72%	5.97%	0.33%	6.30%	94.69%	5.31%
HSE West & North West	6.19%	0.59%	6.78%	0.39%	7.17%	94.54%	5.46%
National Services and Schemes	5.51%	0.65%	6.16%	0.37%	6.53%	94.31%	5.69%
Corporate Centre	3.77%	0.35%	4.12%	0.19%	4.31%	95.57%	4.43%

Total Absence Rate by Health Region



% of Absence Non Covid-19 / Covid-19



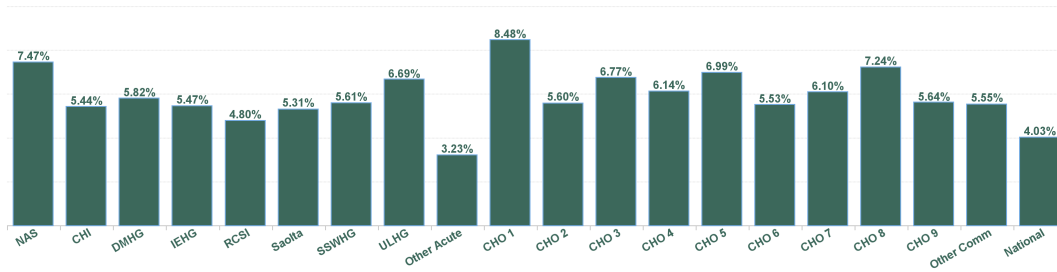
Health Service Absence Rate - by Health Region - Oct 2024	Certified absence	Self-certified absence	Non Covid-19 absence	Covid-19 absence	Total absence rate	Medical & Dental	Nursing & Midwifery	Health & Social Care Professionals	Management & Administrative	General Support	Patient & Client Care
<b>Total</b>	5.16%	0.61%	5.78%	0.38%	6.15%	1.92%	6.65%	4.99%	5.53%	7.95%	8.34%
HSE Dublin & Midlands	5.01%	0.67%	5.68%	0.47%	6.15%	1.72%	6.61%	5.15%	5.95%	7.26%	8.40%
HSE Dublin & North East	4.59%	0.61%	5.21%	0.30%	5.51%	1.82%	5.52%	4.16%	5.69%	7.99%	8.25%
HSE Dublin & South East	4.77%	0.58%	5.35%	0.37%	5.72%	1.88%	5.79%	5.32%	5.75%	6.95%	7.80%
HSE Midwest	6.24%	0.55%	6.80%	0.46%	7.26%	1.49%	7.73%	4.64%	7.87%	10.10%	8.67%
HSE South West	5.24%	0.72%	5.97%	0.33%	6.30%	2.15%	7.15%	5.44%	5.15%	7.49%	7.99%
HSE West & North West	6.19%	0.59%	6.78%	0.39%	7.17%	2.16%	8.08%	5.75%	6.41%	9.35%	8.96%
National Services and Schemes	5.51%	0.65%	6.16%	0.37%	6.53%	0.00%	0.45%	3.66%	4.63%	8.45%	8.18%
Corporate Centre	3.77%	0.35%	4.12%	0.19%	4.31%	3.28%	7.33%	4.83%	3.77%	6.06%	5.09%

Health Service Absence Rate - by Care Group - Oct 2024	Certified absence	Self-Certified absence	Non Covid-19 absence	Covid-19 absence	Total absence rate	Medical & Dental	Nursing & Midwifery	Health & Social Care Professionals	Management & Administrative	General Support	Patient & Client Care
<b>Total</b>	5.16%	0.61%	5.78%	0.38%	6.15%	1.92%	6.65%	4.99%	5.53%	7.95%	8.34%
Acute Hospital Services	4.58%	0.71%	5.28%	0.47%	5.75%	1.55%	6.32%	5.36%	5.72%	7.40%	9.41%
Community Health & Wellbeing	6.14%	0.22%	6.36%	0.00%	6.36%	0.00%	0.00%	0.00%	4.25%	0.00%	7.24%
Primary Care	6.05%	0.49%	6.55%	0.29%	6.84%	4.03%	7.24%	5.06%	7.76%	8.43%	8.61%
Disabilities	4.45%	0.61%	5.06%	0.40%	5.46%	2.19%	5.72%	4.84%	4.31%	5.81%	5.82%
Mental Health	5.40%	0.72%	6.13%	0.58%	6.71%	1.95%	6.85%	5.03%	9.76%	3.78%	10.38%
Older People	9.74%	0.72%	10.46%	0.80%	11.26%	0.00%	10.20%	2.93%	7.25%	8.57%	13.90%
CHO Operations	1.92%	0.36%	2.28%	0.35%	2.63%	0.00%	1.27%	0.00%	3.07%	0.00%	0.00%
<b>HSE Dublin &amp; Midlands</b>	<b>5.01%</b>	<b>0.67%</b>	<b>5.68%</b>	<b>0.47%</b>	<b>6.15%</b>	<b>1.72%</b>	<b>6.61%</b>	<b>5.15%</b>	<b>5.95%</b>	<b>7.26%</b>	<b>8.40%</b>
Acute Hospital Services	3.97%	0.63%	4.60%	0.25%	4.84%	1.62%	5.03%	3.70%	5.01%	7.92%	7.78%
Community Health & Wellbeing	3.41%	0.47%	3.88%	0.00%	3.88%	0.00%	0.00%	11.74%	5.74%	0.00%	1.89%
Primary Care	5.84%	0.50%	6.34%	0.33%	6.67%	2.60%	8.22%	4.36%	7.55%	8.35%	10.09%
Disabilities	5.19%	0.48%	5.67%	0.35%	6.02%	3.90%	5.56%	4.48%	6.01%	7.18%	7.55%
Mental Health	5.17%	0.67%	5.84%	0.48%	6.32%	3.08%	5.78%	4.99%	7.30%	8.15%	11.83%
Older People	6.64%	0.99%	7.63%	0.50%	8.12%	1.52%	7.49%	4.13%	6.02%	9.38%	9.83%
CHO Operations	4.58%	0.41%	4.99%	0.31%	5.30%	0.00%	3.03%	7.49%	5.24%	6.05%	0.00%
<b>HSE Dublin &amp; North East</b>	<b>4.59%</b>	<b>0.61%</b>	<b>5.21%</b>	<b>0.30%</b>	<b>5.51%</b>	<b>1.82%</b>	<b>5.52%</b>	<b>4.16%</b>	<b>5.69%</b>	<b>7.99%</b>	<b>8.25%</b>
Acute Hospital Services	3.93%	0.55%	4.47%	0.30%	4.77%	1.49%	4.90%	4.39%	5.03%	7.14%	7.24%
Community Health & Wellbeing	6.54%	0.36%	6.90%	0.67%	7.57%	0.00%	3.93%	0.00%	5.17%	0.00%	11.53%
Primary Care	5.57%	0.49%	6.06%	0.33%	6.39%	3.31%	5.93%	6.56%	7.76%	6.08%	7.96%
Disabilities	5.58%	0.71%	6.29%	0.51%	6.80%	0.00%	7.87%	6.92%	5.59%	3.66%	6.79%
Mental Health	5.88%	0.58%	6.45%	0.46%	6.91%	4.82%	7.50%	4.82%	9.06%	6.62%	7.12%
Older People	7.46%	0.71%	8.17%	0.60%	8.77%	0.00%	8.94%	3.28%	5.76%	6.95%	10.61%
CHO Operations	4.21%	0.30%	4.52%	0.00%	4.52%	0.00%	0.00%	0.46%	5.21%	0.00%	0.00%
<b>HSE Dublin &amp; South East</b>	<b>4.77%</b>	<b>0.58%</b>	<b>5.35%</b>	<b>0.37%</b>	<b>5.72%</b>	<b>1.88%</b>	<b>5.79%</b>	<b>5.32%</b>	<b>5.75%</b>	<b>6.95%</b>	<b>7.80%</b>
Acute Hospital Services	6.17%	0.64%	6.81%	0.55%	7.37%	1.33%	7.69%	4.82%	8.22%	11.98%	9.22%
Community Health & Wellbeing	5.03%	0.13%	5.15%	0.38%	5.53%	0.00%	5.78%	1.01%	9.89%	0.00%	3.07%
Primary Care	5.63%	0.33%	5.96%	0.20%	6.16%	3.24%	6.49%	4.82%	7.92%	2.71%	8.93%
Disabilities	5.41%	0.50%	5.91%	0.40%	6.31%	0.00%	6.18%	4.68%	7.60%	2.94%	6.96%
Mental Health	8.19%	0.60%	8.79%	0.18%	8.97%	1.05%	9.83%	3.87%	11.60%	9.73%	16.65%
Older People	8.12%	0.47%	8.59%	0.62%	9.21%	5.30%	8.78%	3.12%	7.65%	8.03%	10.98%
CHO Operations	3.66%	0.20%	3.86%	0.33%	4.19%	0.00%	1.73%	8.64%	3.97%	4.26%	0.00%
<b>HSE Midwest</b>	<b>6.24%</b>	<b>0.55%</b>	<b>6.80%</b>	<b>0.46%</b>	<b>7.26%</b>	<b>1.49%</b>	<b>7.73%</b>	<b>4.64%</b>	<b>7.87%</b>	<b>10.10%</b>	<b>8.67%</b>
Acute Hospital Services	5.13%	0.76%	5.89%	0.29%	6.18%	1.69%	7.24%	5.31%	5.73%	7.27%	10.68%
Community Health & Wellbeing	2.29%	0.72%	3.02%	0.00%	3.02%	0.00%	0.00%	0.00%	4.87%	0.00%	1.94%
Primary Care	4.90%	0.45%	5.34%	0.40%	5.74%	4.00%	6.64%	5.38%	4.45%	15.23%	6.48%
Disabilities	5.15%	0.89%	6.04%	0.39%	6.43%	0.00%	7.87%	6.14%	5.06%	8.11%	6.23%
Mental Health	5.40%	0.60%	6.01%	0.15%	6.16%	4.22%	6.93%	4.83%	4.94%	6.25%	7.86%
Older People	6.25%	0.71%	6.96%	0.60%	7.56%	1.37%	6.95%	6.93%	3.35%	6.78%	9.31%
CHO Operations	2.75%	0.27%	3.02%	0.00%	3.02%	0.00%	1.35%	3.39%	3.02%	0.00%	0.00%
<b>HSE South West</b>	<b>5.24%</b>	<b>0.72%</b>	<b>5.97%</b>	<b>0.33%</b>	<b>6.30%</b>	<b>2.15%</b>	<b>7.15%</b>	<b>5.44%</b>	<b>5.15%</b>	<b>7.49%</b>	<b>7.99%</b>
Acute Hospital Services	5.89%	0.65%	6.54%	0.44%	6.98%	1.95%	8.00%	6.62%	6.69%	9.90%	10.13%
Community Health & Wellbeing	1.43%	0.51%	1.94%	0.42%	2.36%	0.00%	0.00%	38.46%	2.42%	0.00%	1.83%
Primary Care	4.95%	0.40%	5.35%	0.19%	5.54%	4.63%	5.07%	5.01%	6.42%	7.09%	6.19%
Disabilities	6.79%	0.52%	7.31%	0.18%	7.48%	0.00%	9.79%	4.46%	5.76%	8.31%	8.00%
Mental Health	6.72%	0.54%	7.27%	0.20%	7.47%	2.07%	8.55%	7.05%	7.22%	7.52%	8.18%
Older People	8.01%	0.63%	8.64%	0.92%	9.56%	0.00%	9.85%	5.93%	5.27%	9.41%	10.55%
CHO Operations	4.32%	0.41%	4.74%	0.15%	4.89%	0.00%	4.30%	1.99%	5.37%	0.00%	0.00%
<b>HSE West &amp; North West</b>	<b>6.19%</b>	<b>0.59%</b>	<b>6.78%</b>	<b>0.39%</b>	<b>7.17%</b>	<b>2.16%</b>	<b>8.08%</b>	<b>5.75%</b>	<b>6.41%</b>	<b>9.35%</b>	<b>8.96%</b>
Older People	4.11%	0.42%	4.53%	0.14%	4.67%	0.00%	0.64%	0.00%	4.89%	0.00%	0.00%
National Services and Schemes	5.56%	0.65%	6.21%	0.38%	6.59%	0.00%	0.37%	3.67%	4.60%	8.45%	8.18%
<b>National Services and Schemes</b>	<b>5.51%</b>	<b>0.65%</b>	<b>6.16%</b>	<b>0.37%</b>	<b>6.53%</b>	<b>0.00%</b>	<b>0.45%</b>	<b>3.66%</b>	<b>4.63%</b>	<b>8.45%</b>	<b>8.18%</b>
Acute Hospital Services	4.85%	0.25%	5.10%	0.00%	5.10%	0.00%	13.68%	0.13%	5.11%	0.00%	0.00%
Primary Care	4.12%	0.57%	4.69%	0.42%	5.11%	1.55%	16.45%	8.25%	0.75%	8.29%	10.21%
Disabilities	0.00%	0.00%	0.00%	0.00%	0.00%	0.00%	0.00%	0.00%	0.00%	0.00%	0.00%
Mental Health	5.08%	0.95%	6.03%	0.24%	6.27%	0.60%	7.69%	7.11%	3.90%	15.25%	4.85%
Health & Wellbeing	4.34%	0.44%	4.78%	0.96%	5.74%	50.00%	26.94%	5.90%	4.43%	0.00%	0.00%
Corporate Centre	3.59%	0.28%	3.87%	0.15%	4.02%	3.37%	6.30%	4.16%	3.77%	5.49%	1.67%
<b>Corporate Centre</b>	<b>3.77%</b>	<b>0.35%</b>	<b>4.12%</b>	<b>0.19%</b>	<b>4.31%</b>	<b>3.28%</b>	<b>7.33%</b>	<b>4.83%</b>	<b>3.77%</b>	<b>6.06%</b>	<b>5.09%</b>

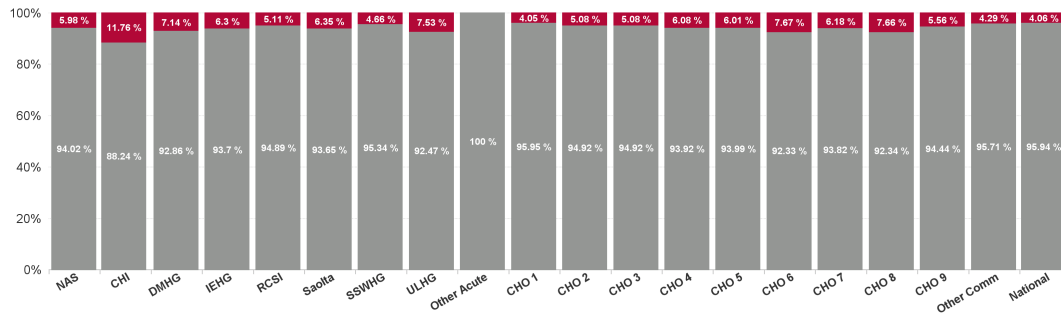
October 2024

Health Service Absence Rate - by HG, CHO/Care Group & Staff Category : Oct 2024	Certified absence	Self-certified absence	Non Covid-19 absence	Covid-19 absence	Total absence rate	Medical & Dental	Nursing & Midwifery	Health & Social Care Professionals	Management & Administrative	General Support	Patient & Client Care
<b>Total</b>	5.16%	0.61%	5.78%	0.38%	6.15%	1.92%	6.65%	4.99%	5.53%	7.95%	8.34%
National Ambulance Service	6.24%	0.72%	6.96%	0.44%	7.40%	0.00%	0.37%	2.16%	2.47%	0.00%	8.19%
Children's Health Ireland	4.32%	0.55%	4.88%	0.65%	5.53%	1.36%	6.31%	6.79%	4.83%	8.94%	9.18%
Dublin Midlands Hospital Group	4.65%	0.76%	5.41%	0.42%	5.82%	1.62%	6.33%	4.86%	6.09%	7.00%	9.44%
Ireland East Hospital Group	3.93%	0.55%	4.47%	0.30%	4.77%	1.49%	4.90%	4.39%	5.03%	7.14%	7.24%
RCSI Hospitals Group	3.97%	0.63%	4.60%	0.25%	4.84%	1.62%	5.03%	3.70%	5.01%	7.92%	7.78%
University of Limerick Hospital Group	6.17%	0.64%	6.81%	0.55%	7.37%	1.33%	7.69%	4.82%	8.22%	11.98%	9.22%
Saolta University Hospital Care Group	5.89%	0.65%	6.54%	0.44%	6.98%	1.95%	8.00%	6.62%	6.69%	9.90%	10.13%
South/South West Hospital Group	5.13%	0.76%	5.89%	0.29%	6.18%	1.69%	7.24%	5.31%	5.73%	7.27%	10.68%
Other Acute Services	4.85%	0.25%	5.10%	0.00%	5.10%		13.68%	0.13%	5.11%		
<b>Acute Services</b>	<b>4.77%</b>	<b>0.66%</b>	<b>5.42%</b>	<b>0.37%</b>	<b>5.80%</b>	<b>1.63%</b>	<b>6.26%</b>	<b>4.93%</b>	<b>5.71%</b>	<b>8.29%</b>	<b>8.78%</b>
CHO 1	7.39%	0.58%	7.97%	0.34%	8.30%	2.76%	8.78%	5.43%	7.21%	9.44%	9.77%
CHO 2	5.77%	0.51%	6.28%	0.34%	6.62%	3.27%	7.54%	5.09%	5.14%	6.21%	7.71%
CHO 3	6.32%	0.46%	6.78%	0.36%	7.14%	2.34%	7.79%	4.54%	7.44%	5.46%	8.50%
CHO 4	5.37%	0.69%	6.05%	0.39%	6.45%	3.88%	7.00%	5.56%	4.41%	8.23%	7.27%
CHO 5	6.86%	0.61%	7.46%	0.48%	7.94%	4.80%	8.61%	7.59%	7.82%	6.74%	8.09%
CHO 6	4.85%	0.64%	5.49%	0.46%	5.95%	2.83%	5.77%	5.05%	5.52%	5.82%	7.92%
CHO 7	5.40%	0.62%	6.01%	0.40%	6.41%	2.14%	7.03%	4.63%	6.40%	6.07%	7.37%
CHO 8	6.28%	0.61%	6.90%	0.57%	7.47%	3.90%	7.54%	5.26%	6.52%	9.43%	9.25%
CHO 9	5.16%	0.55%	5.71%	0.34%	6.04%	3.01%	5.92%	4.20%	6.94%	8.58%	7.79%
Other Community Services	4.77%	0.81%	5.58%	0.25%	5.83%	0.91%	7.83%	7.51%	3.69%	14.15%	5.55%
<b>Community Services</b>	<b>5.88%</b>	<b>0.59%</b>	<b>6.47%</b>	<b>0.40%</b>	<b>6.87%</b>	<b>3.20%</b>	<b>7.36%</b>	<b>5.10%</b>	<b>6.23%</b>	<b>7.39%</b>	<b>8.11%</b>
<b>National Services &amp; Central Functions</b>	<b>3.69%</b>	<b>0.32%</b>	<b>4.01%</b>	<b>0.19%</b>	<b>4.21%</b>	<b>3.74%</b>	<b>6.55%</b>	<b>4.19%</b>	<b>3.98%</b>	<b>5.63%</b>	<b>1.35%</b>

Total Absence Rate



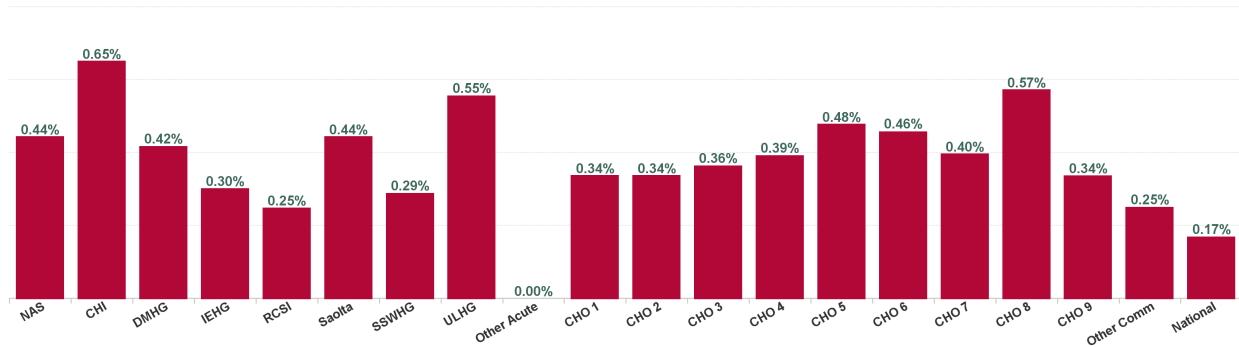
% of Absence Non Covid-19 / Covid-19



## October 2024

Health Service Absence Rate - by HG, CHO/Care Group & Staff Category : Oct 2024	Non Covid-19 absence	Covid-19 absence	Total absence rate	Medical & Dental	Nursing & Midwifery	Health & Social Care Professionals	Management & Administrative	General Support	Patient & Client Care
<b>Total</b>	<b>5.78%</b>	<b>0.38%</b>	<b>6.15%</b>	<b>0.09%</b>	<b>0.44%</b>	<b>0.31%</b>	<b>0.27%</b>	<b>0.46%</b>	<b>0.52%</b>
National Ambulance Service	6.96%	0.44%	7.40%	0.00%	0.00%	0.54%	0.06%	0.00%	0.48%
Children's Health Ireland	4.88%	0.65%	5.53%	0.29%	0.47%	1.31%	0.68%	1.03%	0.59%
Dublin Midlands Hospital Group	5.41%	0.42%	5.82%	0.07%	0.51%	0.29%	0.44%	0.61%	0.55%
Ireland East Hospital Group	4.47%	0.30%	4.77%	0.06%	0.38%	0.19%	0.19%	0.52%	0.43%
RCSI Hospitals Group	4.60%	0.25%	4.84%	0.03%	0.25%	0.24%	0.26%	0.35%	0.50%
University of Limerick Hospital Group	6.81%	0.55%	7.37%	0.01%	0.54%	0.30%	0.49%	1.47%	0.41%
Saolta University Hospital Care Group	6.54%	0.44%	6.98%	0.08%	0.57%	0.38%	0.38%	0.50%	0.69%
South/South West Hospital Group	5.89%	0.29%	6.18%	0.08%	0.32%	0.09%	0.32%	0.11%	1.10%
Other Acute Services	5.10%	0.00%	5.10%		0.00%	0.00%	0.00%		
<b>Acute Services</b>	<b>5.42%</b>	<b>0.37%</b>	<b>5.80%</b>	<b>0.07%</b>	<b>0.41%</b>	<b>0.33%</b>	<b>0.35%</b>	<b>0.55%</b>	<b>0.57%</b>
CHO 1	7.97%	0.34%	8.30%	0.00%	0.26%	0.17%	0.29%	0.24%	0.54%
CHO 2	6.28%	0.34%	6.62%	0.02%	0.76%	0.10%	0.27%	0.26%	0.22%
CHO 3	6.78%	0.36%	7.14%	0.00%	0.45%	0.27%	0.29%	0.43%	0.38%
CHO 4	6.05%	0.39%	6.45%	0.03%	0.50%	0.10%	0.29%	0.09%	0.55%
CHO 5	7.46%	0.48%	7.94%	0.00%	0.71%	0.66%	0.13%	0.34%	0.39%
CHO 6	5.49%	0.46%	5.95%	0.14%	0.60%	0.51%	0.12%	0.12%	0.61%
CHO 7	6.01%	0.40%	6.41%	0.34%	0.36%	0.24%	0.27%	0.11%	0.58%
CHO 8	6.90%	0.57%	7.47%	0.17%	0.67%	0.60%	0.12%	0.00%	0.77%
CHO 9	5.71%	0.34%	6.04%	0.19%	0.30%	0.22%	0.43%	0.49%	0.45%
Other Community Services	5.58%	0.25%	5.83%	0.00%	0.21%	0.00%	0.26%	1.69%	0.20%
<b>Community Services</b>	<b>6.47%</b>	<b>0.40%</b>	<b>6.87%</b>	<b>0.11%</b>	<b>0.49%</b>	<b>0.30%</b>	<b>0.26%</b>	<b>0.27%</b>	<b>0.50%</b>
<b>National Services &amp; Central Functions</b>	<b>4.01%</b>	<b>0.19%</b>	<b>4.21%</b>	<b>0.89%</b>	<b>0.48%</b>	<b>0.28%</b>	<b>0.12%</b>	<b>0.20%</b>	<b>0.00%</b>

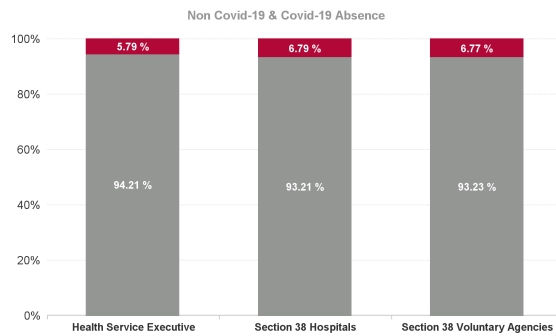
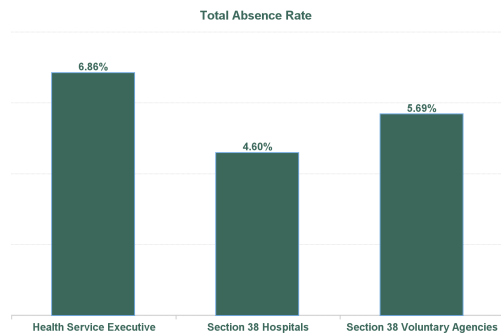
Total Covid Absence Rate



October 2024

Health Service Absence Rate - by Admin - Oct 2024	Certified absence	Self-certified absence	Non Covid-19 absence	Covid-19 absence	Total absence rate
<b>Total</b>	5.16%	0.61%	5.78%	0.38%	6.15%
Acute Hospital Services	5.56%	0.68%	6.24%	0.42%	6.65%
Community Health & Wellbeing	4.25%	0.40%	4.65%	0.24%	4.89%
Primary Care	5.58%	0.45%	6.03%	0.28%	6.32%
Disabilities	7.83%	0.66%	8.49%	0.32%	8.81%
Mental Health	5.98%	0.64%	6.62%	0.32%	6.93%
Older People	7.94%	0.72%	8.66%	0.71%	9.37%
CHO Operations	4.06%	0.35%	4.40%	0.24%	4.64%
Health & Wellbeing	4.34%	0.44%	4.78%	0.96%	5.74%
Corporate Centre	3.59%	0.28%	3.87%	0.15%	4.02%
National Services and Schemes	5.56%	0.65%	6.21%	0.38%	6.59%
<b>Health Service Executive</b>	5.84%	0.62%	6.46%	0.40%	6.86%
Acute Hospital Services	3.67%	0.62%	4.29%	0.31%	4.60%
<b>Section 38 Hospitals</b>	3.67%	0.62%	4.29%	0.31%	4.60%
<b>Section 38 Voluntary Agencies</b>	4.72%	0.58%	5.30%	0.39%	5.69%

Medical & Dental	Nursing & Midwifery	Health & Social Care Professionals	Management & Administrative	General Support	Patient & Client Care
1.92%	6.65%	4.99%	5.53%	7.95%	8.34%
1.72%	7.26%	5.72%	6.69%	9.51%	10.38%
	2.14%	4.12%	5.13%		5.03%
3.86%	6.63%	5.25%	7.00%	8.51%	8.68%
0.00%	10.38%	5.90%	6.73%	6.20%	9.70%
2.95%	7.45%	5.26%	7.53%	7.34%	9.35%
1.13%	9.04%	4.57%	5.61%	8.69%	11.18%
	2.92%	4.24%	4.83%	4.23%	0.00%
50.00%	26.94%	5.90%	4.43%	0.00%	0.00%
3.37%	6.30%	4.16%	3.77%	5.49%	1.67%
0.00%	0.37%	3.67%	4.60%	8.45%	8.18%
2.14%	7.52%	5.36%	5.81%	8.85%	9.93%
1.51%	5.02%	4.15%	4.80%	6.54%	6.66%
1.51%	5.02%	4.15%	4.80%	6.54%	6.66%
2.36%	5.57%	4.90%	5.03%	6.41%	6.23%





## Staff Category Trend

Year / Month	Certified absence	Self-certified absence	Non Covid-19 absence	Covid-19 absence	Total absence rate	Medical & Dental	Nursing & Midwifery	Health & Social Care Professionals	Management & Administrative	General Support	Patient & Client Care
Oct 2024	5.16%	0.61%	5.78%	0.38%	6.15%	1.92%	6.65%	4.99%	5.53%	7.95%	8.34%
Sep 2024	4.98%	0.67%	5.66%	0.52%	6.18%	1.87%	6.86%	5.10%	5.38%	8.21%	8.07%
Aug 2024	5.11%	0.53%	5.64%	0.66%	6.30%	1.84%	6.85%	5.26%	5.62%	8.27%	8.41%
Jul 2024	5.18%	0.57%	5.75%	0.96%	6.71%	1.65%	7.31%	5.60%	5.93%	8.68%	9.21%
Jun 2024	5.08%	0.62%	5.70%	0.74%	6.44%	1.98%	6.93%	5.25%	5.52%	8.35%	8.58%
May 2024	4.85%	0.60%	5.45%	0.31%	5.76%	1.71%	6.36%	4.59%	4.83%	7.58%	7.78%
Apr 2024	4.78%	0.61%	5.40%	0.22%	5.62%	1.61%	6.18%	4.62%	4.64%	7.42%	7.62%
Mar 2024	4.89%	0.62%	5.51%	0.24%	5.75%	1.73%	6.36%	4.62%	4.91%	7.46%	7.58%
Feb 2024	4.86%	0.63%	5.50%	0.33%	5.83%	1.70%	6.42%	4.77%	5.04%	7.39%	7.77%
Jan 2024	5.15%	0.74%	5.88%	0.65%	6.53%	1.62%	7.25%	5.50%	5.85%	8.32%	8.55%
<b>2024</b>	<b>5.01%</b>	<b>0.62%</b>	<b>5.63%</b>	<b>0.50%</b>	<b>6.13%</b>	<b>1.76%</b>	<b>6.72%</b>	<b>5.03%</b>	<b>5.33%</b>	<b>7.96%</b>	<b>8.19%</b>
Dec 2023	4.91%	0.77%	5.69%	0.66%	6.35%	1.65%	7.05%	5.59%	5.55%	7.48%	8.25%
Nov 2023	4.66%	0.65%	5.31%	0.45%	5.76%	1.58%	6.47%	4.73%	4.86%	7.35%	7.76%
Oct 2023	4.58%	0.67%	5.25%	0.56%	5.82%	1.62%	6.54%	4.72%	5.00%	7.76%	7.54%
Sep 2023	4.49%	0.60%	5.09%	0.74%	5.82%	1.54%	6.66%	4.79%	4.83%	7.34%	7.73%
Aug 2023	4.62%	0.60%	5.22%	0.76%	5.98%	1.49%	6.78%	4.81%	4.88%	7.66%	8.09%
Jul 2023	4.33%	0.55%	4.88%	0.39%	5.28%	1.35%	6.07%	4.12%	4.18%	6.94%	7.05%
Jun 2023	4.45%	0.54%	4.99%	0.33%	5.32%	1.55%	6.04%	4.14%	4.30%	6.84%	7.00%
May 2023	4.36%	0.55%	4.91%	0.45%	5.36%	1.47%	6.20%	4.33%	4.25%	6.66%	7.09%
Apr 2023	4.29%	0.57%	4.86%	0.48%	5.34%	1.49%	6.21%	4.09%	4.25%	6.53%	7.07%
Mar 2023	4.30%	0.62%	4.93%	0.53%	5.46%	1.67%	6.02%	4.49%	4.57%	7.12%	7.28%
Feb 2023	4.21%	0.58%	4.80%	0.45%	5.24%	1.41%	5.99%	4.05%	4.43%	6.78%	6.79%
Jan 2023	4.85%	0.67%	5.52%	0.81%	6.33%	1.51%	7.33%	4.97%	5.21%	8.07%	8.17%
<b>2023</b>	<b>4.51%</b>	<b>0.62%</b>	<b>5.12%</b>	<b>0.55%</b>	<b>5.68%</b>	<b>1.53%</b>	<b>6.45%</b>	<b>4.57%</b>	<b>4.70%</b>	<b>7.22%</b>	<b>7.49%</b>
Dec 2022	5.20%	0.87%	6.07%	1.23%	7.30%	2.05%	8.33%	6.01%	6.30%	8.81%	9.15%
Nov 2022	4.40%	0.69%	5.09%	0.74%	5.83%	1.75%	6.61%	4.48%	4.88%	7.55%	7.74%
Oct 2022	4.52%	0.65%	5.17%	0.80%	5.97%	1.82%	6.60%	4.75%	4.85%	7.70%	7.92%
Sep 2022	4.45%	0.61%	5.06%	0.70%	5.75%	1.58%	6.63%	4.30%	4.38%	7.59%	7.82%
Aug 2022	4.49%	0.54%	5.02%	0.81%	5.84%	1.70%	6.61%	4.50%	4.54%	7.56%	7.94%
Jul 2022	4.59%	0.57%	5.16%	1.91%	7.07%	1.99%	7.95%	5.58%	5.54%	8.76%	9.52%
Jun 2022	4.38%	0.62%	4.99%	1.92%	6.91%	2.12%	8.02%	5.71%	5.57%	8.72%	8.52%
May 2022	4.14%	0.60%	4.74%	1.03%	5.77%	1.69%	6.61%	4.37%	4.50%	7.25%	7.87%
Apr 2022	4.36%	0.58%	4.93%	2.53%	7.46%	2.28%	8.73%	5.97%	5.66%	9.20%	9.64%
Mar 2022	4.34%	0.59%	4.93%	4.75%	9.68%	3.45%	11.70%	8.60%	7.95%	10.26%	11.35%
Feb 2022	4.01%	0.54%	4.55%	3.23%	7.78%	2.71%	9.37%	6.80%	5.96%	9.18%	9.24%
Jan 2022	3.94%	0.46%	4.40%	5.37%	9.77%	3.11%	11.35%	8.17%	7.93%	12.13%	11.91%
<b>2022</b>	<b>4.40%</b>	<b>0.61%</b>	<b>5.01%</b>	<b>2.09%</b>	<b>7.10%</b>	<b>2.18%</b>	<b>8.21%</b>	<b>5.76%</b>	<b>5.67%</b>	<b>8.72%</b>	<b>9.06%</b>
Dec 2021	4.38%	0.55%	4.93%	3.00%	7.94%	2.57%	9.21%	6.79%	6.54%	9.62%	9.69%
Nov 2021	4.60%	0.72%	5.32%	2.34%	7.66%	2.43%	8.55%	6.63%	6.80%	9.62%	9.48%
Oct 2021	4.47%	0.61%	5.08%	1.48%	6.55%	2.27%	7.38%	5.41%	5.38%	8.32%	8.25%
Sep 2021	4.27%	0.52%	4.78%	1.07%	5.85%	2.01%	6.76%	4.45%	4.65%	7.46%	7.64%
Aug 2021	4.22%	0.49%	4.70%	1.09%	5.79%	1.85%	6.65%	4.40%	4.62%	6.91%	7.77%
Jul 2021	3.95%	0.45%	4.41%	0.71%	5.12%	1.34%	5.81%	3.92%	4.11%	6.51%	6.87%
Jun 2021	3.70%	0.45%	4.16%	0.56%	4.72%	1.25%	5.45%	3.51%	3.55%	6.05%	6.44%
May 2021	3.37%	0.39%	3.76%	0.62%	4.38%	1.15%	5.05%	3.23%	3.33%	5.57%	5.96%
Apr 2021	3.41%	0.36%	3.77%	0.79%	4.56%	1.34%	5.36%	3.31%	3.33%	5.80%	6.26%
Mar 2021	3.46%	0.39%	3.85%	1.05%	4.90%	1.36%	5.77%	3.72%	3.58%	6.10%	6.64%
Feb 2021	3.76%	0.49%	4.25%	2.17%	6.42%	1.82%	7.59%	4.50%	4.58%	7.92%	8.98%
Jan 2021	3.91%	0.38%	4.29%	5.05%	9.34%	4.34%	11.48%	6.27%	6.46%	11.28%	11.69%
<b>2021</b>	<b>3.96%</b>	<b>0.49%</b>	<b>4.45%</b>	<b>1.66%</b>	<b>6.11%</b>	<b>1.98%</b>	<b>7.10%</b>	<b>4.69%</b>	<b>4.76%</b>	<b>7.61%</b>	<b>7.99%</b>

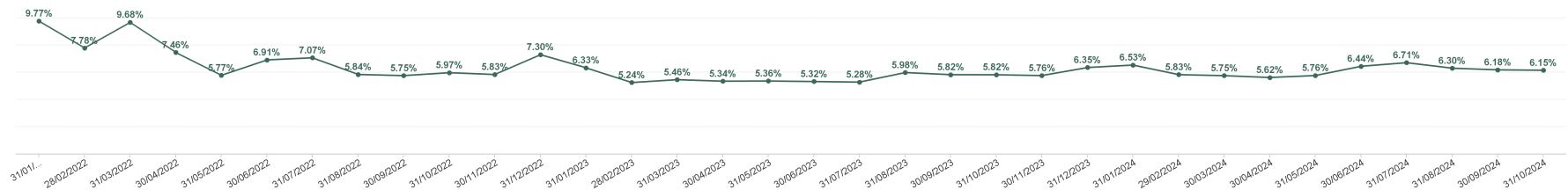
Staff Category Trend (Covid-19)

Year / Month	Certified absence	Self-certified absence	Non Covid-19 absence	Covid-19 absence	Total absence rate	Medical & Dental	Nursing & Midwifery	Health & Social Care Professionals	Management & Administrative	General Support	Patient & Client Care
Oct 2024	5.16%	0.61%	5.78%	0.38%	6.15%	0.09%	0.44%	0.31%	0.27%	0.46%	0.52%
Sep 2024	4.98%	0.67%	5.66%	0.52%	6.18%	0.15%	0.64%	0.47%	0.39%	0.60%	0.64%
Aug 2024	5.11%	0.53%	5.64%	0.66%	6.30%	0.19%	0.74%	0.65%	0.52%	0.77%	0.86%
Jul 2024	5.18%	0.57%	5.75%	0.96%	6.71%	0.23%	1.08%	0.99%	0.85%	1.10%	1.18%
Jun 2024	5.08%	0.62%	5.70%	0.74%	6.44%	0.26%	0.87%	0.73%	0.56%	0.81%	0.88%
May 2024	4.85%	0.60%	5.45%	0.31%	5.76%	0.09%	0.41%	0.27%	0.20%	0.32%	0.38%
Apr 2024	4.78%	0.61%	5.40%	0.22%	5.62%	0.08%	0.28%	0.17%	0.10%	0.23%	0.32%
Mar 2024	4.89%	0.62%	5.51%	0.24%	5.75%	0.09%	0.28%	0.16%	0.15%	0.32%	0.34%
Feb 2024	4.86%	0.63%	5.50%	0.33%	5.83%	0.11%	0.39%	0.24%	0.23%	0.39%	0.48%
Jan 2024	5.15%	0.74%	5.88%	0.65%	6.53%	0.19%	0.71%	0.61%	0.52%	0.78%	0.86%
<b>2024</b>	<b>5.01%</b>	<b>0.62%</b>	<b>5.63%</b>	<b>0.50%</b>	<b>6.13%</b>	<b>0.15%</b>	<b>0.58%</b>	<b>0.46%</b>	<b>0.38%</b>	<b>0.58%</b>	<b>0.65%</b>
Dec 2023	4.91%	0.77%	5.69%	0.66%	6.35%	0.20%	0.77%	0.61%	0.53%	0.81%	0.81%
Nov 2023	4.66%	0.65%	5.31%	0.45%	5.76%	0.15%	0.53%	0.36%	0.32%	0.59%	0.58%
Oct 2023	4.58%	0.67%	5.25%	0.56%	5.82%	0.20%	0.62%	0.50%	0.45%	0.74%	0.73%
Sep 2023	4.49%	0.60%	5.09%	0.74%	5.82%	0.23%	0.87%	0.66%	0.58%	0.80%	0.96%
Aug 2023	4.62%	0.60%	5.22%	0.76%	5.98%	0.27%	0.87%	0.66%	0.61%	0.81%	1.02%
Jul 2023	4.33%	0.55%	4.88%	0.39%	5.28%	0.12%	0.48%	0.30%	0.25%	0.39%	0.57%
Jun 2023	4.45%	0.54%	4.99%	0.33%	5.32%	0.11%	0.40%	0.26%	0.20%	0.36%	0.46%
May 2023	4.36%	0.55%	4.91%	0.45%	5.36%	0.17%	0.55%	0.36%	0.30%	0.48%	0.60%
Apr 2023	4.29%	0.57%	4.86%	0.48%	5.34%	0.11%	0.62%	0.36%	0.30%	0.51%	0.65%
Mar 2023	4.30%	0.62%	4.93%	0.53%	5.46%	0.16%	0.62%	0.45%	0.39%	0.62%	0.72%
Feb 2023	4.21%	0.58%	4.80%	0.45%	5.24%	0.13%	0.54%	0.40%	0.31%	0.48%	0.57%
Jan 2023	4.85%	0.67%	5.52%	0.81%	6.33%	0.21%	1.00%	0.70%	0.54%	0.85%	1.05%
<b>2023</b>	<b>4.51%</b>	<b>0.62%</b>	<b>5.12%</b>	<b>0.55%</b>	<b>5.68%</b>	<b>0.17%</b>	<b>0.66%</b>	<b>0.47%</b>	<b>0.40%</b>	<b>0.62%</b>	<b>0.73%</b>
Dec 2022	5.20%	0.87%	6.07%	1.23%	7.30%	0.42%	1.46%	1.14%	1.01%	1.28%	1.45%
Nov 2022	4.40%	0.69%	5.09%	0.74%	5.83%	0.30%	0.89%	0.61%	0.49%	0.88%	0.97%
Oct 2022	4.52%	0.65%	5.17%	0.80%	5.97%	0.32%	0.96%	0.63%	0.53%	0.85%	1.08%
Sep 2022	4.45%	0.61%	5.06%	0.70%	5.75%	0.24%	0.90%	0.53%	0.46%	0.72%	0.91%
Aug 2022	4.49%	0.54%	5.02%	0.81%	5.84%	0.35%	0.99%	0.75%	0.56%	0.79%	1.03%
Jul 2022	4.59%	0.57%	5.16%	1.91%	7.07%	0.72%	2.18%	1.90%	1.58%	1.89%	2.29%
Jun 2022	4.38%	0.62%	4.99%	1.92%	6.91%	0.71%	2.35%	1.92%	1.56%	2.04%	2.00%
May 2022	4.14%	0.60%	4.74%	1.03%	5.77%	0.36%	1.23%	0.87%	0.76%	1.15%	1.30%
Apr 2022	4.36%	0.58%	4.93%	2.53%	7.46%	0.94%	3.08%	2.28%	1.78%	2.68%	3.07%
Mar 2022	4.34%	0.59%	4.93%	4.75%	9.68%	2.12%	5.95%	4.73%	3.80%	4.36%	5.02%
Feb 2022	4.01%	0.54%	4.55%	3.23%	7.78%	1.52%	4.08%	3.29%	2.24%	3.25%	3.38%
Jan 2022	3.94%	0.46%	4.40%	5.37%	9.77%	2.03%	6.30%	4.81%	4.40%	6.43%	6.13%
<b>2022</b>	<b>4.40%</b>	<b>0.61%</b>	<b>5.01%</b>	<b>2.09%</b>	<b>7.10%</b>	<b>0.83%</b>	<b>2.53%</b>	<b>1.95%</b>	<b>1.60%</b>	<b>2.20%</b>	<b>2.40%</b>
Dec 2021	4.38%	0.55%	4.93%	3.00%	7.94%	1.32%	3.61%	2.93%	2.27%	3.43%	3.27%
Nov 2021	4.60%	0.72%	5.32%	2.34%	7.66%	1.00%	2.47%	2.41%	2.09%	2.94%	2.70%
Oct 2021	4.47%	0.61%	5.08%	1.48%	6.55%	0.84%	1.68%	1.35%	1.07%	1.89%	1.68%
Sep 2021	4.27%	0.52%	4.78%	1.07%	5.85%	0.51%	1.25%	0.88%	0.76%	1.42%	1.30%
Aug 2021	4.22%	0.49%	4.70%	1.09%	5.79%	0.65%	1.37%	0.87%	0.74%	1.07%	1.26%
Jul 2021	3.95%	0.45%	4.41%	0.71%	5.12%	0.24%	1.01%	0.47%	0.44%	0.72%	0.82%
Jun 2021	3.70%	0.45%	4.16%	0.56%	4.72%	0.15%	0.76%	0.34%	0.27%	0.61%	0.79%
May 2021	3.37%	0.39%	3.76%	0.62%	4.38%	0.15%	0.84%	0.41%	0.28%	0.66%	0.88%
Apr 2021	3.41%	0.36%	3.77%	0.79%	4.56%	0.23%	1.04%	0.50%	0.38%	0.96%	1.11%
Mar 2021	3.46%	0.39%	3.85%	1.05%	4.90%	0.31%	1.41%	0.66%	0.55%	1.20%	1.43%
Feb 2021	3.76%	0.49%	4.25%	2.17%	6.42%	0.69%	2.76%	1.30%	1.16%	2.53%	3.20%
Jan 2021	3.91%	0.38%	4.29%	5.05%	9.34%	3.19%	6.51%	3.05%	3.03%	6.10%	6.01%
<b>2021</b>	<b>3.96%</b>	<b>0.49%</b>	<b>4.45%</b>	<b>1.66%</b>	<b>6.11%</b>	<b>0.77%</b>	<b>2.06%</b>	<b>1.27%</b>	<b>1.09%</b>	<b>1.96%</b>	<b>2.04%</b>

Service Trend

Year / Month	Certified absence	Self-certified absence	Non Covid-19 absence	Covid-19 Absence	Total absence rate	Acute	Acute Services	CHWB	Mental Health	PC	Disabilities	Older People	CHO Ops	Community Services	National Services & Central Functions
Oct 2024	5.21%	0.63%	5.84%	0.38%	6.22%	5.74%	5.74%	4.89%	6.89%	6.22%	6.34%	9.01%	4.64%	6.87%	5.74%
Sep 2024	5.04%	0.69%	5.73%	0.53%	6.26%	5.90%	5.90%	6.18%	6.66%	6.09%	5.95%	9.46%	4.97%	6.74%	6.83%
Aug 2024	5.16%	0.54%	5.70%	0.67%	6.36%	5.89%	5.89%	6.49%	6.90%	6.65%	6.16%	9.48%	5.89%	7.05%	8.24%
Jul 2024	5.24%	0.58%	5.82%	0.97%	6.80%	6.23%	6.23%	7.18%	7.39%	7.07%	6.88%	10.11%	5.49%	7.60%	6.34%
Jun 2024	5.11%	0.63%	5.75%	0.76%	6.50%	6.14%	6.14%	6.29%	6.62%	6.65%	6.37%	9.27%	5.16%	7.00%	5.56%
May 2024	4.89%	0.61%	5.50%	0.32%	5.82%	5.38%	5.38%	7.82%	5.92%	6.11%	5.97%	8.51%	4.31%	6.44%	2.59%
Apr 2024	4.83%	0.62%	5.46%	0.23%	5.68%	5.25%	5.25%	5.49%	5.89%	5.78%	5.85%	8.47%	4.07%	6.29%	2.86%
Mar 2024	4.94%	0.63%	5.57%	0.24%	5.81%	5.41%	5.41%	5.32%	5.96%	6.04%	5.84%	8.43%	3.99%	6.35%	6.28%
Feb 2024	4.91%	0.65%	5.56%	0.34%	5.89%	5.46%	5.46%	5.70%	5.95%	6.16%	6.06%	8.41%	4.59%	6.46%	4.95%
Jan 2024	5.19%	0.76%	5.94%	0.66%	6.61%	6.21%	6.21%	6.74%	6.61%	6.65%	6.63%	9.64%	5.20%	7.17%	4.26%
2024	5.05%	0.63%	5.69%	0.51%	6.20%	5.76%	5.76%	6.21%	6.47%	6.34%	6.21%	9.08%	4.82%	6.80%	5.10%
Dec 2023	4.91%	0.79%	5.70%	0.68%	6.38%	5.93%	5.93%	8.37%	6.80%	6.80%	6.34%	9.09%	5.81%	7.01%	3.71%
Nov 2023	4.69%	0.67%	5.36%	0.46%	5.82%	5.40%	5.40%	4.00%	6.11%	5.45%	6.12%	8.54%	5.13%	6.39%	3.82%
Oct 2023	4.61%	0.69%	5.30%	0.58%	5.88%	5.57%	5.57%	4.80%	6.01%	5.44%	6.17%	7.96%	4.83%	6.29%	4.57%
Sep 2023	4.52%	0.62%	5.14%	0.76%	5.90%	5.56%	5.56%	5.10%	5.60%	5.51%	6.40%	8.21%	4.92%	6.36%	4.72%
Aug 2023	4.63%	0.61%	5.24%	0.76%	6.00%	5.64%	5.64%	5.09%	5.60%	5.56%	6.62%	8.66%	4.41%	6.52%	3.81%
Jul 2023	4.37%	0.56%	4.94%	0.40%	5.34%	5.11%	5.11%	4.17%	5.04%	4.99%	5.62%	7.35%	3.84%	5.67%	3.77%
Jun 2023	4.48%	0.54%	5.03%	0.34%	5.36%	5.09%	5.09%	4.41%	5.06%	4.86%	5.82%	7.44%	3.43%	5.72%	3.78%
May 2023	4.39%	0.56%	4.96%	0.46%	5.42%	5.17%	5.17%	4.40%	4.98%	4.94%	5.87%	7.59%	3.35%	5.76%	3.84%
Apr 2023	4.31%	0.58%	4.89%	0.49%	5.38%	5.10%	5.10%	4.15%	5.10%	5.00%	5.85%	7.37%	3.83%	5.77%	3.56%
Mar 2023	4.32%	0.64%	4.95%	0.54%	5.50%	5.25%	5.25%	3.63%	5.23%	5.02%	6.00%	7.41%	3.52%	5.85%	3.90%
Feb 2023	4.22%	0.59%	4.81%	0.46%	5.27%	4.97%	4.97%	4.93%	5.11%	5.21%	5.36%	7.59%	3.79%	5.66%	3.87%
Jan 2023	4.88%	0.69%	5.57%	0.83%	6.40%	6.01%	6.01%	4.07%	6.42%	6.18%	6.67%	9.14%	5.48%	6.94%	4.93%
2023	4.53%	0.63%	5.16%	0.56%	5.72%	5.41%	5.41%	4.68%	5.59%	5.39%	6.07%	8.03%	4.38%	6.16%	4.00%
Dec 2022	5.20%	0.88%	6.09%	1.25%	7.34%	7.22%	7.22%	6.40%	7.09%	6.65%	7.30%	9.35%	6.74%	7.52%	5.77%
Nov 2022	4.41%	0.71%	5.12%	0.75%	5.88%	5.69%	5.69%	2.99%	5.59%	5.47%	5.95%	8.13%	4.76%	6.15%	3.93%
Oct 2022	4.53%	0.66%	5.19%	0.82%	6.01%	5.74%	5.74%	4.10%	5.87%	5.67%	6.33%	8.03%	5.08%	6.40%	2.73%
Sep 2022	4.48%	0.62%	5.10%	0.72%	5.82%	5.58%	5.58%	3.24%	5.80%	5.11%	6.37%	7.55%	3.76%	6.17%	3.14%
Aug 2022	4.50%	0.55%	5.05%	0.83%	5.88%	5.55%	5.55%	3.87%	5.93%	5.62%	6.36%	7.83%	4.96%	6.36%	3.14%
Jul 2022	4.60%	0.58%	5.17%	1.93%	7.10%	6.72%	6.72%	5.50%	7.34%	6.78%	7.71%	9.05%	5.25%	7.67%	4.16%
Jun 2022	4.40%	0.63%	5.03%	1.95%	6.98%	6.93%	6.93%	7.21%	6.81%	6.07%	7.15%	8.64%	4.63%	7.09%	5.32%
May 2022	4.15%	0.62%	4.76%	1.05%	5.81%	5.68%	5.68%	4.64%	5.44%	5.08%	6.22%	7.55%	4.16%	6.03%	4.02%
Apr 2022	4.37%	0.58%	4.96%	2.58%	7.53%	7.27%	7.27%	6.32%	7.17%	6.54%	8.31%	9.90%	4.04%	7.95%	4.89%
Mar 2022	4.38%	0.60%	4.99%	4.85%	9.84%	9.89%	9.89%	9.18%	9.20%	9.20%	9.98%	11.30%	5.02%	9.87%	5.78%
Feb 2022	4.03%	0.55%	4.58%	3.30%	7.88%	8.05%	8.05%	6.51%	6.92%	6.81%	7.75%	9.95%		7.76%	4.20%
Jan 2022	3.96%	0.47%	4.43%	5.49%	9.91%	9.97%	9.97%	6.26%	9.56%	8.35%	9.99%	12.38%		9.98%	4.75%
2022	4.42%	0.62%	5.04%	2.13%	7.17%	7.02%	7.02%	5.31%	6.89%	6.46%	7.44%	9.13%	4.93%	7.41%	4.49%
Dec 2021	4.37%	0.56%	4.93%	3.07%	7.99%	8.09%	8.09%	4.00%	7.66%	6.80%	8.08%	9.50%		7.97%	3.79%
Nov 2021	4.60%	0.73%	5.33%	2.38%	7.71%	7.71%	7.71%	4.92%	7.33%	6.74%	8.05%	9.20%		7.80%	4.46%
Oct 2021	4.48%	0.62%	5.09%	1.50%	6.60%	6.64%	6.64%	4.82%	5.97%	5.76%	6.62%	8.23%		6.60%	4.13%
Sep 2021	4.27%	0.53%	4.80%	1.09%	5.88%	5.78%	5.78%	4.16%	5.52%	5.15%	6.12%	7.77%		6.08%	3.48%
Aug 2021	4.20%	0.49%	4.69%	1.11%	5.81%	5.75%	5.75%	5.73%	5.67%	4.70%	5.86%	7.73%		5.93%	3.68%
Jul 2021	3.96%	0.46%	4.42%	0.73%	5.15%	4.96%	4.96%	4.95%	4.75%	4.28%	5.54%	7.30%		5.43%	3.34%
Jun 2021	3.73%	0.46%	4.19%	0.57%	4.76%	4.54%	4.54%	5.63%	4.30%	4.09%	5.15%	6.96%		5.07%	3.21%
May 2021	3.39%	0.39%	3.78%	0.64%	4.42%	4.26%	4.26%	3.57%	3.75%	3.77%	4.96%	6.29%		4.69%	2.47%
Apr 2021	3.44%	0.37%	3.81%	0.81%	4.61%	4.43%	4.43%	4.15%	3.98%	3.62%	5.13%	6.92%		4.87%	3.79%
Mar 2021	3.49%	0.40%	3.89%	1.07%	4.96%	4.82%	4.82%	4.24%	4.53%	3.71%	5.48%	7.06%		5.18%	3.66%

Total Absence Rate



Hospital Group and CHO Trend

Year / Month	Certified absence	Self-certified absence	Non-Covid-19 absence	Covid-19 Absence	Total absence rate	National Ambulance Service	Children's Health Ireland	Dublin Midlands Hospital Group	Inland East Hospital Group	NCBI Hospitals Group	University of Limerick Hospital Group	Santa University Hospital Care Group	South/ West Hospital Group	Other Acute Services	Acute Services	CHO 1	CHO 2	CHO 3	CHO 4	CHO 5	CHO 6	CHO 7	CHO 8	CHO 9	Other Community Services	Community Services	National Services & Central Functions
Oct 2024	5.16%	0.61%	5.78%	0.38%	6.15%	7.40%	5.53%	5.82%	4.77%	4.84%	7.37%	6.98%	6.18%	5.10%	5.80%	8.30%	6.62%	7.14%	6.45%	7.94%	5.95%	6.41%	7.47%	6.04%	5.83%	6.87%	4.21%
Sep 2024	4.98%	0.67%	5.66%	0.52%	6.18%	7.81%	5.87%	5.91%	5.02%	5.09%	7.55%	7.01%	6.22%	4.04%	5.96%	8.30%	6.61%	6.70%	6.40%	8.05%	5.54%	6.44%	7.14%	5.88%	5.35%	6.74%	3.93%
Aug 2024	5.11%	0.53%	5.64%	0.66%	6.30%	8.59%	5.44%	5.75%	5.12%	5.07%	7.74%	7.23%	6.15%	4.93%	5.97%	8.84%	7.32%	6.98%	7.06%	8.20%	5.90%	6.85%	7.05%	5.89%	4.13%	7.05%	4.01%
Jul 2024	5.18%	0.57%	5.75%	0.96%	6.71%	8.74%	5.44%	6.23%	5.55%	5.42%	7.80%	7.53%	6.59%	3.94%	6.30%	9.49%	7.61%	7.58%	7.74%	8.49%	6.34%	7.41%	7.91%	6.14%	5.51%	7.59%	4.05%
Jun 2024	5.08%	0.62%	5.70%	0.74%	6.44%	9.13%	5.44%	6.21%	5.58%	5.73%	7.66%	6.87%	6.05%	2.14%	6.23%	8.93%	6.77%	6.95%	7.33%	7.89%	5.55%	6.65%	7.51%	5.61%	5.17%	7.00%	3.99%
May 2024	4.85%	0.60%	5.45%	0.31%	5.76%	8.42%	5.28%	5.35%	5.14%	4.73%	6.75%	5.70%	5.88%	2.71%	5.47%	8.26%	5.73%	6.56%	6.95%	7.11%	5.83%	6.06%	7.24%	5.28%	4.58%	6.43%	3.54%
Apr 2024	4.78%	0.61%	5.40%	0.22%	5.62%	7.71%	4.90%	5.28%	5.17%	4.71%	6.59%	5.30%	5.59%	3.95%	5.33%	8.04%	6.23%	6.59%	6.12%	6.90%	5.03%	5.88%	6.78%	5.41%	3.74%	6.29%	3.39%
Mar 2024	4.89%	0.62%	5.51%	0.24%	5.75%	7.92%	5.31%	5.58%	5.26%	4.75%	6.80%	5.40%	5.79%	5.10%	5.49%	8.56%	5.72%	6.54%	6.20%	7.47%	5.24%	5.76%	6.85%	5.43%	5.11%	6.35%	3.78%
Feb 2024	4.86%	0.63%	5.50%	0.33%	5.83%	7.47%	5.44%	5.82%	5.47%	6.69%	5.31%	5.61%	3.23%	5.52%	8.48%	5.60%	6.77%	6.14%	6.99%	5.53%	5.10%	7.24%	5.64%	5.55%	6.46%	4.04%	
Jan 2024	5.15%	0.74%	5.88%	0.65%	6.53%	7.97%	6.47%	6.48%	5.83%	5.74%	7.29%	6.43%	6.20%	2.05%	6.26%	9.45%	6.67%	7.30%	7.02%	8.37%	6.29%	6.55%	7.77%	5.85%	5.00%	7.17%	4.61%
2024	5.01%	0.62%	5.63%	0.50%	6.13%	8.10%	5.52%	5.84%	5.29%	5.08%	7.22%	6.36%	6.03%	3.64%	5.83%	8.67%	6.48%	6.91%	6.67%	7.74%	5.73%	6.41%	7.31%	5.72%	5.03%	6.80%	3.97%
Dec 2023	4.91%	0.77%	5.69%	0.66%	6.35%	9.40%	6.42%	6.34%	5.62%	5.23%	7.70%	6.07%	5.62%	2.58%	6.03%	9.31%	6.46%	6.99%	6.76%	8.12%	6.02%	6.40%	7.02%	6.36%	6.18%	7.01%	4.56%
Nov 2023	4.66%	0.65%	5.31%	0.45%	5.76%	7.31%	5.43%	5.73%	4.84%	4.89%	6.81%	5.75%	5.43%	1.29%	5.46%	8.53%	5.74%	6.80%	6.38%	6.62%	5.48%	6.09%	6.75%	5.57%	4.36%	6.39%	4.17%
Oct 2023	4.58%	0.67%	5.25%	0.56%	5.82%	7.52%	5.05%	5.83%	4.92%	5.22%	7.39%	5.74%	5.78%	2.12%	5.63%	8.19%	4.53%	6.91%	6.53%	7.29%	5.32%	6.11%	6.45%	5.77%	4.25%	6.29%	4.12%
Sep 2023	4.49%	0.60%	5.09%	0.74%	5.82%	7.35%	4.93%	5.86%	5.11%	5.09%	7.57%	5.70%	5.59%	1.30%	5.61%	7.98%	4.63%	7.35%	6.61%	7.52%	5.00%	6.44%	6.37%	5.57%	4.60%	6.36%	3.99%
Aug 2023	4.62%	0.60%	5.22%	0.76%	5.98%	7.93%	4.88%	5.92%	5.44%	4.96%	6.60%	6.04%	5.40%	2.02%	5.70%	8.66%	4.34%	7.28%	6.86%	7.74%	5.52%	6.67%	7.11%	5.36%	4.80%	6.52%	4.09%
Jul 2023	4.33%	0.55%	4.88%	0.39%	5.28%	7.14%	5.01%	5.16%	5.03%	4.65%	6.69%	5.16%	5.12%	2.41%	5.18%	7.49%	4.06%	6.45%	5.67%	6.50%	4.80%	5.52%	5.98%	4.96%	4.23%	5.67%	3.37%
Jun 2023	4.45%	0.54%	4.99%	0.33%	5.32%	6.08%	4.52%	5.38%	4.87%	4.66%	6.46%	5.29%	4.89%	3.13%	5.12%	7.10%	4.23%	5.83%	6.70%	4.60%	5.69%	6.31%	5.28%	4.35%	5.72%	3.58%	
May 2023	4.36%	0.55%	4.91%	0.45%	5.36%	6.38%	4.50%	5.41%	4.74%	4.69%	6.91%	5.66%	5.02%	2.71%	5.20%	7.15%	3.92%	6.23%	5.79%	6.65%	4.68%	6.01%	6.39%	5.21%	4.82%	5.76%	3.61%
Apr 2023	4.29%	0.57%	4.86%	0.48%	5.34%	6.85%	4.70%	5.25%	4.78%	5.09%	7.32%	4.96%	4.69%	1.21%	5.16%	7.49%	4.26%	6.43%	5.89%	6.60%	4.70%	5.82%	4.95%	4.37%	5.77%	3.61%	
Mar 2023	4.30%	0.62%	4.93%	0.53%	5.46%	6.89%	4.91%	5.82%	4.72%	5.28%	7.07%	5.82%	3.78%	1.69%	5.30%	7.60%	4.04%	6.20%	4.65%	7.13%	5.51%	6.30%	6.55%	5.46%	4.84%	5.85%	3.86%
Feb 2023	4.21%	0.58%	4.80%	0.45%	5.24%	7.24%	4.15%	5.42%	4.38%	5.08%	6.49%	5.05%	4.47%	0.95%	5.04%	7.48%	4.13%	6.05%	5.45%	7.07%	4.82%	5.63%	6.07%	4.94%	3.65%	5.66%	3.74%
Jan 2023	4.85%	0.67%	5.52%	0.81%	6.33%	7.42%	5.29%	6.26%	5.51%	5.74%	7.73%	6.19%	5.91%	2.94%	6.05%	9.25%	5.21%	7.51%	6.89%	8.30%	6.33%	6.53%	7.59%	5.64%	4.99%	6.94%	4.20%
2023	4.51%	0.62%	5.12%	0.55%	5.68%	7.31%	4.99%	5.71%	5.00%	5.05%	7.17%	6.63%	5.14%	2.04%	5.46%	8.02%	4.61%	6.66%	6.09%	7.21%	5.23%	6.16%	6.56%	5.42%	4.53%	6.16%	3.92%
Dec 2022	5.20%	0.87%	6.07%	1.23%	7.30%	9.61%	6.86%	8.41%	6.55%	7.00%	9.37%	6.99%	6.11%	3.38%	7.29%	9.85%	4.71%	8.39%	6.16%	9.68%	7.12%	7.46%	8.29%	6.82%	7.02%	7.52%	5.12%
Nov 2022	4.40%	0.69%	5.09%	0.74%	5.83%	8.07%	5.42%	6.08%	4.72%	5.70%	7.20%	5.86%	5.50%	4.50%	5.75%	8.03%	4.07%	7.00%	5.82%	7.33%	5.47%	6.13%	7.24%	5.12%	3.83%	6.15%	3.92%
Oct 2022	4.52%	0.65%	5.17%	0.80%	5.97%	7.63%	6.13%	5.89%	4.70%	6.12%	7.61%	5.61%	5.44%	4.36%	5.81%	8.33%	4.91%	6.80%	6.15%	7.66%	5.84%	6.19%	7.26%	5.30%	3.91%	6.40%	3.81%
Sep 2022	4.45%	0.61%	5.06%	0.70%	5.75%	7.53%	5.94%	5.71%	4.50%	5.62%	7.86%	5.79%	5.17%	1.74%	5.65%	8.02%	4.02%	6.23%	5.50%	7.47%	5.70%	6.57%	7.20%	5.42%	4.01%	6.17%	3.19%
Aug 2022	4.49%	0.54%	5.02%	0.81%	5.84%	7.92%	5.98%	5.16%	4.70%	5.46%	8.13%	6.10%	5.25%	2.72%	5.63%	8.92%	4.59%	6.52%	5.61%	7.60%	5.44%	6.47%	7.50%	5.30%	4.07%	6.36%	3.46%
Jul 2022	4.59%	0.57%	5.16%	1.91%	7.07%	10.23%	6.74%	6.36%	5.75%	6.91%	9.33%	7.32%	6.18%	2.78%	6.84%	9.41%	5.40%	8.47%	7.24%	9.31%	6.82%	7.98%	6.37%	5.14%	7.67%	4.31%	
Jun 2022	4.38%	0.62%	4.99%	1.92%	6.91%	9.05%	6.86%	6.30%	6.79%	6.56%	7.72%	7.05%	7.62%	2.52%	7.00%	8.39%	5.41%	7.47%	5.78%	8.49%	6.77%	7.67%	6.24%	6.51%	7.09%	4.06%	
May 2022	4.14%	0.60%	4.74%	1.03%	5.77%	8.43%	5.77%	5.36%	5.69%	5.55%	8.61%	5.89%	5.10%	1.45%	5.78%	7.02%	4.37%	6.58%	5.66%	7.18%	5.26%	6.32%	7.08%	5.36%	4.33%	6.03%	3.22%
Apr 2022	4.36%	0.58%	4.93%	2.53%	7.46%	9.98%	6.89%	7.07%	8.32%	6.43%	9.34%	6.79%	7.25%	4.64%	7.36%	8.19%	5.54%	9.10%	9.50%	9.00%	6.62%	8.16%	9.16%	6.36%	6.41%	7.95%	4.01%
Mar 2022	4.34%	0.59%	4.93%	4.75%	9.68%	9.27%	8.99%	9.35%	11.77%	8.57%	11.75%	10.01%	9.76%	3.96%	9.86%	11.80%	6.98%	10.09%	9.22%	11.65%	9.13%	10.46%	11.46%	8.60%	7.87%	9.87%	5.47%
Feb 2022	4.01%	0.54%	4.55%	3.23%	7.78%	8.82%	8.09%	7.88%	8.61%	8.19%	10.13%	7.58%	6.77%		8.07%	9.43%	5.42%	8.53%	7.75%	8.69%	7.13%	8.27%	8.63%	6.59%	5.72%	7.76%	4.34%
Jan 2022	3.94%	0.46%	4.40%	5.37%	9.77%	10.59%	9.68%	8.66%	10.39%	10.14%	12.25%	10.28%	9.52%		9.99%	11.38%	8.39%	11.33%	10.34%	11.30%	8.04%	9.41%	11.42%	8.39%	8.73%	9.98%	4.94%
2022	4.40%	0.61%	5.01%	2.09%	7.10%	8.95%	6.94%	6.85%	6.86%	6.85%	8.11%	7.09%	6.82%	3.21%	7.09%	9.05%	5.29%	8.06%	7.05%	8.79%	6.60%	7.59%	8.54%	6.31%	5.84%	7.41%	4.15%
Dec 2021	4.38%	0.55%	4.93%	3.00%	7.94%	10.01%	7.85%	7.87%	9.99%	7.66%	9.43%	7.48%	6.54%		8.16%	9.45%	5.74%	8.65%	7.53%	9.73%	6.70%	8.55%	8.54%	7.03%	7.61%	7.97%	4.63%
Nov 2021	4.60%	0.72%	5.32%	2.34%	7.66%	10.09%	8.10%	7.68%	8.63%	7.33%	9.76%	7.49%	6.20%		7.80%	9.10%	5.21%	8.36%	7.65%	8.70%	7.04%	8.44%	8.87%	7.24%	6.49%	7.80%	4.66%
Oct 2021	4.47%	0.61%	5.08%	1.48%	6.55%	8.86%	6.94%	6.51%	7.34%	6.32%	8.54%	6.39%	5.68%		6.73%	8.14%	4.53%	7.49%	6.45%	7.30%	5.43%	7.32%	7.52%	5.82%	5.11%	6.60%	3.88%
Sep 2021	4.27%	0.52%	4.78%	1.07%	5.85%	8.20%	5.58%	5.62%	5.68%	5.75%	7.66%	6.70%	5.35%		5.86%	7.92%	3.68%	6.99%	5.55%	6.65%	5.68%	6.89%	7.05%	5.27%	3.98%	6.08%	3.55%
Aug 2021	4.22%	0.49%	4.70%	1.09%	5.79%	7.97%	5.83%	5.65%	6.32%	5.57%	7.49%	5.50%	4.89%		5.83%	8.00%	4.36%	6.32%	5.28%	6.56%	5.28%	6.49%	6.49%	5.26%	4.15%	5.93%	3.80%
Jul 2021	3.95%	0.45%	4.41%	0.71%	5.12%	7.42%	5.13%	4.89%	4.94%	4.81%	6.43%	5.03%	4.45%		5.05%	7.00%	3.63%	5.82%	4.74%	6.03%	5.00%	5.98%	6.42%	5.00%	3.64%	5.43%	2.98%
Jun 2021	3.70%	0.45%	4.16%	0.56%	4.72%	6.06%	4.58%	4.64%	4.29%	4.50%	5.93%	4.52%	4.07%		4.59%	6.69%	3.22%	5.62%	5.07%	5.78%	4.68%	5.37%	5.63%	4.60%	3.00%	5.07%	2.85%
May 2021	3.37%	0.39%	3.76%	0.62%	4.38%	5.23%	4.20%	4.34%	4.29%	4.31%	4.88%	3.96%	4.11%		4.29%	5.87%	2.57%	5.35%	4.91%	5.36%	4.40%	5.08%	5.36%	4.12%	2.00%	4.69%	2.39%
Apr 2021	3.41%	0.36%	3.77%	0.79%	4.56%	4.96%	4.30%	4.70%	4.13%	4.19%	4.56%	4.39%	4.27%		4.44%	6.00%	3.36%	5.07%	4.55%	5.35%	4.52%	5.40%	5.83%	4.34%	2.74%	4.87%	2.98%
Mar 2021	3.46%	0.39%	3.85%	1.05%	4.90%	5.12%	4.12%	4.95%	4.46%	4.83%	6.46%	4.63%	4.71%		4.83%	6.36%	4.11%	5.50%	4.84%	5.95							