

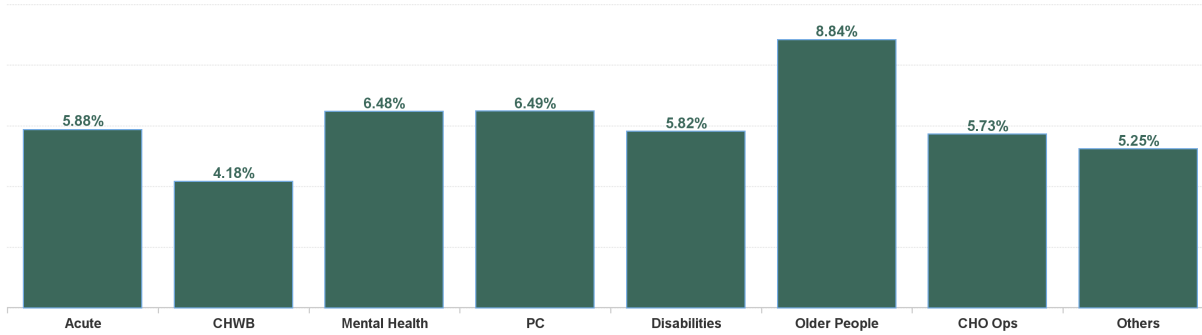
# Absence Report February 2025

February 2025

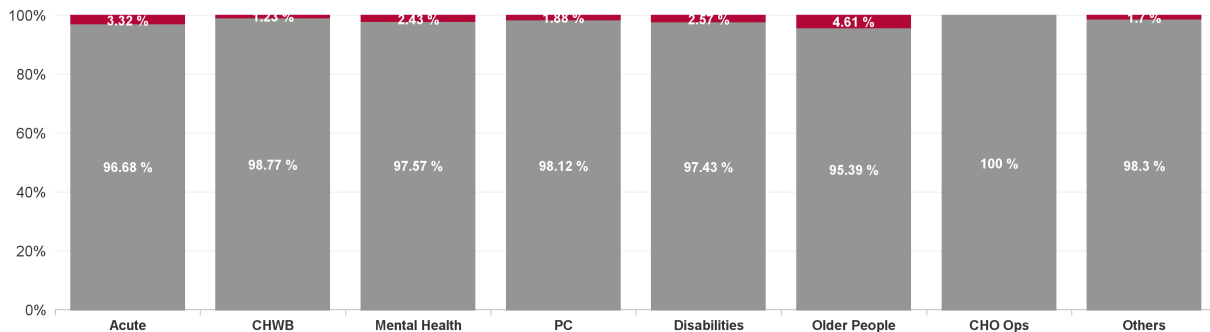
Health Service Absence Rate - by Staff Category: Feb 2025	Certified absence	Self-certified absence	Non Covid-19 absence	Covid-19 absence	Total absence rate	% Non Covid-19 absence	% Covid-19 absence
<b>Total</b>	<b>5.31%</b>	<b>0.64%</b>	5.95%	0.19%	<b>6.14%</b>	<b>96.96%</b>	<b>3.04%</b>
Medical & Dental	1.67%	0.31%	1.98%	0.05%	2.03%	97.65%	2.35%
Nursing & Midwifery	5.80%	0.84%	6.64%	0.23%	6.87%	96.71%	3.29%
Health & Social Care Professionals	4.34%	0.51%	4.84%	0.15%	4.99%	97.06%	2.94%
Management & Administrative	4.80%	0.48%	5.28%	0.09%	5.37%	98.37%	1.63%
General Support	7.00%	0.67%	7.66%	0.24%	7.90%	97.00%	3.00%
Patient & Client Care	6.92%	0.72%	7.64%	0.29%	7.93%	96.35%	3.65%

Health Service Absence Rate - by Care Group: Feb 2025	Certified absence	Self-certified absence	Non Covid-19 absence	Covid-19 absence	Total absence rate	% Non Covid-19 absence	% Covid-19 absence
<b>Total</b>	<b>5.31%</b>	<b>0.64%</b>	<b>5.95%</b>	<b>0.19%</b>	<b>6.14%</b>	<b>96.96%</b>	<b>3.04%</b>
Acute Hospital Services	4.97%	0.72%	5.69%	0.20%	5.88%	96.68%	3.32%
<b>Acute Services</b>	<b>4.97%</b>	<b>0.72%</b>	<b>5.69%</b>	<b>0.20%</b>	<b>5.88%</b>	<b>96.68%</b>	<b>3.32%</b>
Community Health & Wellbeing	3.76%	0.37%	4.13%	0.05%	4.18%	98.77%	1.23%
Primary Care	5.88%	0.49%	6.37%	0.12%	6.49%	98.12%	1.88%
Disabilities	5.11%	0.56%	5.68%	0.15%	5.82%	97.43%	2.57%
Mental Health	5.75%	0.57%	6.32%	0.16%	6.48%	97.57%	2.43%
Older People	7.72%	0.71%	8.43%	0.41%	8.84%	95.39%	4.61%
CHO Operations	5.33%	0.41%	5.73%	0.00%	5.73%	100.00%	0.00%
<b>Community Services</b>	<b>5.86%</b>	<b>0.57%</b>	<b>6.43%</b>	<b>0.19%</b>	<b>6.62%</b>	<b>97.15%</b>	<b>2.85%</b>
<b>National Services &amp; Central Functions</b>	<b>4.74%</b>	<b>0.46%</b>	<b>5.20%</b>	<b>0.10%</b>	<b>5.31%</b>	<b>98.03%</b>	<b>1.97%</b>

Total Absence Rate

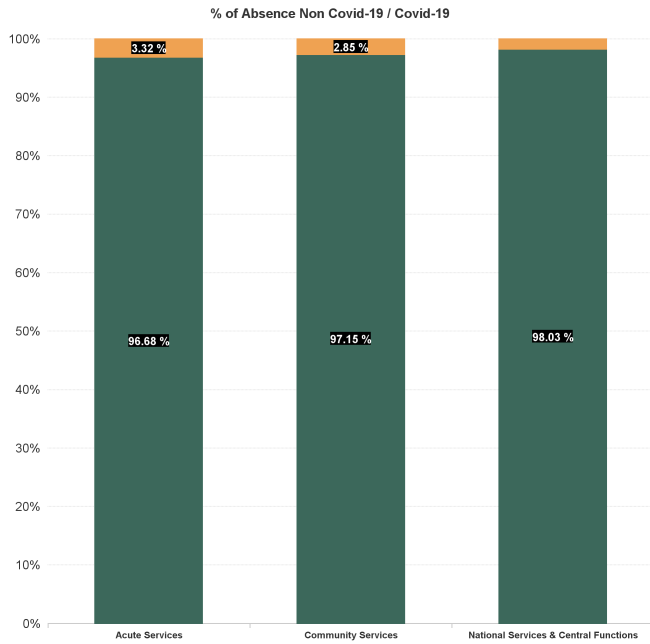
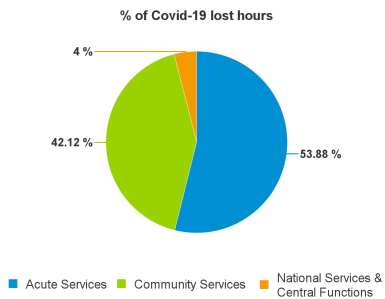
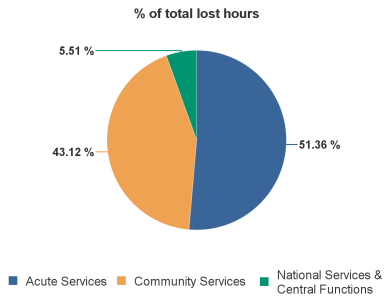


% of Absence Non Covid-19 / Covid-19



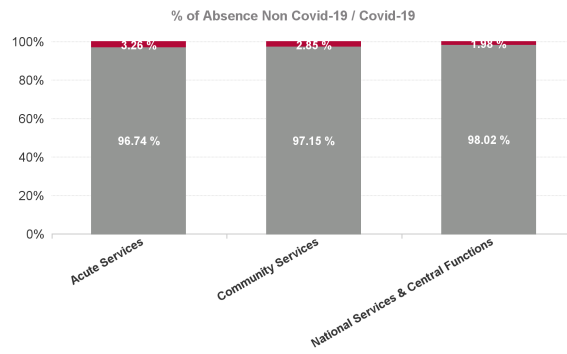
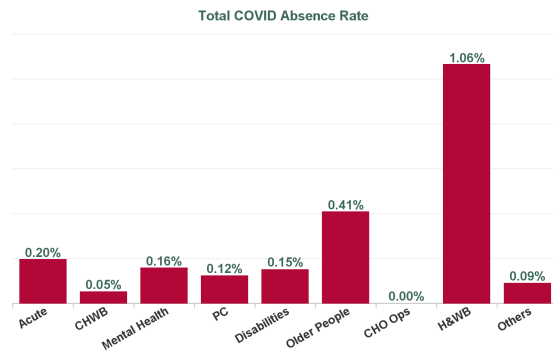
February 2025

Health Service Absence Rate - by Care Group : Feb 2025	Certified absence	Self-certified absence	Non Covid-19 absence	Covid-19 absence	Total absence rate	Medical & Dental	Nursing & Midwifery	Health & Social Care Professionals	Management & Administrative	General Support	Patient & Client Care
<b>Total</b>	5.31%	0.64%	5.95%	0.19%	6.14%	2.03%	6.87%	4.99%	5.37%	7.90%	7.93%
Acute Hospital Services	4.97%	0.72%	5.69%	0.20%	5.88%	1.64%	6.65%	4.71%	5.84%	8.61%	8.50%
<b>Acute Services</b>	<b>4.97%</b>	<b>0.72%</b>	<b>5.69%</b>	<b>0.20%</b>	<b>5.88%</b>	<b>1.64%</b>	<b>6.65%</b>	<b>4.71%</b>	<b>5.84%</b>	<b>8.61%</b>	<b>8.50%</b>
Community Health & Wellbeing	3.76%	0.37%	4.13%	0.05%	4.18%		1.66%	2.25%	4.21%		4.51%
Primary Care	5.88%	0.49%	6.37%	0.12%	6.49%	4.92%	7.70%	5.32%	5.93%	6.22%	8.41%
Disabilities	5.11%	0.56%	5.68%	0.15%	5.82%	2.17%	6.02%	5.34%	4.24%	5.32%	6.28%
Mental Health	5.75%	0.57%	6.32%	0.16%	6.48%	3.10%	6.82%	5.32%	6.47%	7.23%	8.85%
Older People	7.72%	0.71%	8.43%	0.41%	8.84%	1.12%	9.11%	4.51%	5.66%	7.13%	10.21%
CHO Operations	5.33%	0.41%	5.73%	0.00%	5.73%		5.21%	6.35%	5.68%	5.98%	
<b>Community Services</b>	<b>5.86%</b>	<b>0.57%</b>	<b>6.43%</b>	<b>0.19%</b>	<b>6.62%</b>	<b>3.84%</b>	<b>7.30%</b>	<b>5.30%</b>	<b>5.51%</b>	<b>6.48%</b>	<b>7.54%</b>
<b>National Services &amp; Central Functions</b>	<b>4.74%</b>	<b>0.46%</b>	<b>5.20%</b>	<b>0.10%</b>	<b>5.31%</b>	<b>3.50%</b>	<b>4.33%</b>	<b>4.59%</b>	<b>4.13%</b>	<b>4.77%</b>	<b>9.54%</b>



## February 2025

Health Service Absence Rate - by Care Group : Feb 2025	Non Covid-19 absence	Covid-19 absence	Total absence rate	Medical & Dental	Nursing & Midwifery	Health & Social Care Professionals	Management & Administrative	General Support	Patient & Client Care
<b>Total</b>	<b>5.95%</b>	<b>0.19%</b>	<b>6.14%</b>	<b>0.05%</b>	<b>0.23%</b>	<b>0.15%</b>	<b>0.09%</b>	<b>0.24%</b>	<b>0.29%</b>
Acute Hospital Services	5.69%	0.20%	5.88%	0.03%	0.21%	0.17%	0.14%	0.30%	0.40%
<b>Acute Services</b>	<b>5.69%</b>	<b>0.20%</b>	<b>5.88%</b>	<b>0.03%</b>	<b>0.21%</b>	<b>0.17%</b>	<b>0.14%</b>	<b>0.30%</b>	<b>0.40%</b>
Community Health & Wellbeing	4.13%	0.05%	4.18%		0.00%	0.00%	0.00%		0.10%
Primary Care	6.37%	0.12%	6.49%	0.05%	0.18%	0.09%	0.01%	0.15%	0.31%
Disabilities	5.68%	0.15%	5.82%	0.00%	0.11%	0.21%	0.06%	0.07%	0.16%
Mental Health	6.32%	0.16%	6.48%	0.06%	0.22%	0.04%	0.04%	0.08%	0.23%
Older People	8.43%	0.41%	8.84%	0.00%	0.51%	0.00%	0.09%	0.11%	0.50%
CHO Operations	5.73%	0.00%	5.73%		0.00%	0.00%	0.00%	0.00%	
<b>Community Services</b>	<b>6.43%</b>	<b>0.19%</b>	<b>6.62%</b>	<b>0.05%</b>	<b>0.25%</b>	<b>0.14%</b>	<b>0.03%</b>	<b>0.10%</b>	<b>0.26%</b>
<b>National Services &amp; Central Functions</b>	<b>5.20%</b>	<b>0.10%</b>	<b>5.31%</b>	<b>0.81%</b>	<b>0.24%</b>	<b>0.07%</b>	<b>0.05%</b>	<b>0.00%</b>	<b>0.19%</b>



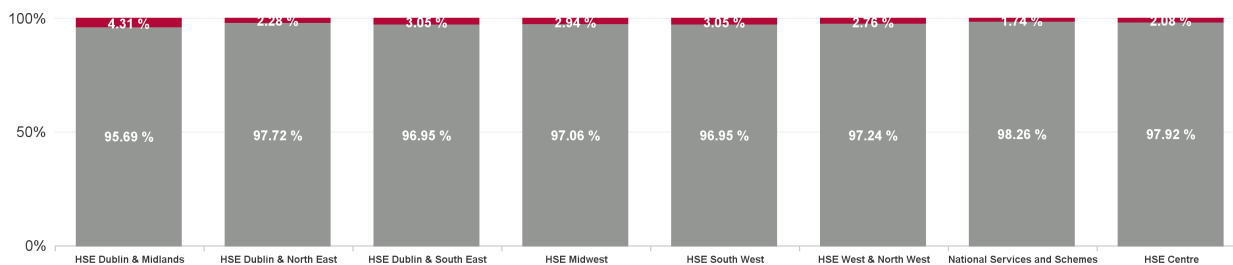
## February 2025

Health Service Absence Rate - by Staff Category: Feb 2025	Certified absence	Self-certified absence	Non Covid-19 absence	Covid-19 absence	Total absence rate	% Non Covid-19 absence	% Covid-19 absence
<b>Total</b>	<b>5.31%</b>	<b>0.64%</b>	5.95%	0.19%	<b>6.14%</b>	<b>96.96%</b>	<b>3.04%</b>
HSE Dublin & Midlands	5.10%	0.65%	5.75%	0.26%	6.01%	95.69%	4.31%
HSE Dublin & North East	4.87%	0.61%	5.48%	0.13%	5.61%	97.72%	2.28%
HSE Dublin & South East	5.14%	0.66%	5.80%	0.18%	5.98%	96.95%	3.05%
HSE Midwest	5.94%	0.63%	6.57%	0.20%	6.77%	97.06%	2.94%
HSE South West	5.37%	0.74%	6.11%	0.19%	6.30%	96.95%	3.05%
HSE West & North West	6.24%	0.65%	6.90%	0.20%	7.09%	97.24%	2.76%
National Services and Schemes	6.10%	0.65%	6.75%	0.12%	6.87%	98.26%	1.74%
HSE Centre	3.80%	0.40%	4.21%	0.09%	4.30%	97.92%	2.08%

Total Absence Rate by Health Region



% of Absence Non Covid-19 / Covid-19



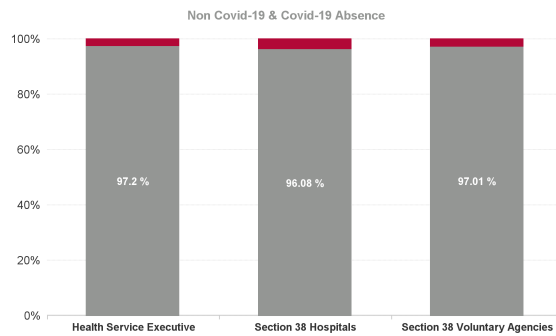
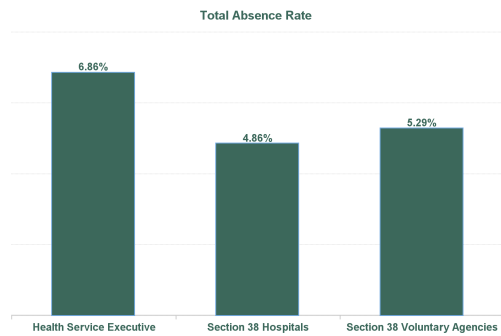
Health Service Absence Rate - by Health Region : Feb 2025	Certified absence	Self-certified absence	Non Covid-19 absence	Covid-19 absence	Total absence rate	Medical & Dental	Nursing & Midwifery	Health & Social Care Professionals	Management & Administrative	General Support	Patient & Client Care
<b>Total</b>	<b>5.31%</b>	<b>0.64%</b>	<b>5.95%</b>	<b>0.19%</b>	<b>6.14%</b>	<b>2.03%</b>	<b>6.87%</b>	<b>4.99%</b>	<b>5.37%</b>	<b>7.90%</b>	<b>7.93%</b>
HSE Dublin & Midlands	5.10%	0.65%	5.75%	0.26%	6.01%	1.49%	6.71%	4.87%	5.86%	7.47%	7.81%
HSE Dublin & North East	4.87%	0.61%	5.48%	0.13%	5.61%	2.11%	5.64%	4.37%	5.71%	8.42%	7.86%
HSE Dublin & South East	5.14%	0.66%	5.80%	0.18%	5.98%	2.01%	6.51%	5.09%	5.95%	8.10%	7.11%
HSE Midwest	5.94%	0.63%	6.57%	0.20%	6.77%	1.98%	7.40%	5.28%	6.63%	9.52%	7.23%
HSE South West	5.37%	0.74%	6.11%	0.19%	6.30%	2.01%	7.26%	5.79%	4.71%	7.08%	7.93%
HSE West & North West	6.24%	0.65%	6.90%	0.20%	7.09%	2.56%	8.59%	5.42%	5.73%	7.95%	8.56%
National Services and Schemes	6.10%	0.65%	6.75%	0.12%	6.87%	0.00%	1.01%	4.25%	4.49%	8.52%	9.54%
HSE Centre	3.80%	0.40%	4.21%	0.09%	4.30%	3.23%	5.10%	6.05%	4.00%	4.61%	7.77%

Health Service Absence Rate - by Care Group : Feb 2025	Certified absence	Self-Certified absence	Non Covid-19 absence	Covid-19 absence	Total absence rate	Medical & Dental	Nursing & Midwifery	Health & Social Care Professionals	Management & Administrative	General Support	Patient & Client Care
<b>Total</b>	<b>5.31%</b>	<b>0.64%</b>	<b>5.95%</b>	<b>0.19%</b>	<b>6.14%</b>	<b>2.03%</b>	<b>6.87%</b>	<b>4.99%</b>	<b>5.37%</b>	<b>7.90%</b>	<b>7.93%</b>
Acute Hospital Services	4.80%	0.73%	5.52%	0.28%	5.81%	1.29%	6.47%	5.42%	6.02%	7.99%	8.90%
Community Health & Wellbeing	5.77%	0.54%	6.32%	0.00%	6.32%	0.00%	0.00%	0.00%	0.00%	0.00%	4.73%
Primary Care	6.46%	0.42%	6.88%	0.14%	7.03%	3.91%	8.08%	4.32%	6.33%	8.43%	10.95%
Disabilities	4.06%	0.50%	4.56%	0.14%	4.69%	1.38%	4.75%	4.19%	3.58%	5.29%	5.03%
Mental Health	5.65%	0.55%	6.19%	0.40%	6.59%	2.50%	5.93%	4.33%	9.95%	4.87%	12.05%
Older People	10.08%	0.73%	10.81%	0.48%	11.30%	0.00%	12.04%	2.46%	5.87%	7.05%	13.20%
CHO Operations	0.88%	0.04%	0.90%	0.00%	0.90%	0.00%	0.00%	0.00%	1.08%	0.00%	0.00%
<b>HSE Dublin &amp; Midlands</b>	<b>5.10%</b>	<b>0.65%</b>	<b>5.75%</b>	<b>0.26%</b>	<b>6.01%</b>	<b>1.49%</b>	<b>6.71%</b>	<b>4.87%</b>	<b>5.86%</b>	<b>7.47%</b>	<b>7.81%</b>
Acute Hospital Services	4.35%	0.66%	5.02%	0.11%	5.13%	1.72%	5.56%	3.19%	5.55%	8.43%	7.59%
Community Health & Wellbeing	2.85%	0.22%	3.08%	0.00%	3.08%	0.00%	0.00%	2.39%	0.00%	0.00%	2.99%
Primary Care	6.01%	0.47%	6.49%	0.13%	6.61%	5.44%	7.76%	4.59%	6.42%	8.59%	10.63%
Disabilities	5.25%	0.45%	5.70%	0.15%	5.85%	3.39%	4.71%	5.68%	5.34%	6.52%	6.90%
Mental Health	5.20%	0.64%	5.84%	0.09%	5.93%	3.37%	5.49%	4.52%	5.97%	9.76%	10.07%
Older People	6.83%	0.79%	7.62%	0.28%	7.90%	1.30%	6.64%	4.72%	6.62%	8.62%	10.04%
CHO Operations	5.81%	0.52%	6.33%	0.00%	6.33%	0.00%	3.42%	12.02%	5.67%	38.43%	0.00%
<b>HSE Dublin &amp; North East</b>	<b>4.87%</b>	<b>0.61%</b>	<b>5.48%</b>	<b>0.13%</b>	<b>5.61%</b>	<b>2.11%</b>	<b>5.64%</b>	<b>4.37%</b>	<b>5.71%</b>	<b>8.42%</b>	<b>7.86%</b>
Acute Hospital Services	4.60%	0.69%	5.30%	0.13%	5.43%	1.63%	5.92%	4.34%	5.61%	8.24%	7.40%
Community Health & Wellbeing	4.81%	0.20%	5.00%	0.31%	5.31%	0.00%	0.00%	0.00%	4.56%	0.00%	6.44%
Primary Care	6.54%	0.61%	7.16%	0.12%	7.28%	4.04%	9.17%	5.75%	8.43%	3.00%	7.73%
Disabilities	5.06%	0.63%	5.69%	0.27%	5.96%	2.29%	7.17%	6.26%	3.86%	5.41%	5.93%
Mental Health	5.61%	0.54%	6.14%	0.34%	6.48%	3.98%	6.51%	5.44%	6.64%	9.67%	6.54%
Older People	7.18%	0.65%	7.83%	0.31%	8.13%	0.00%	8.61%	3.81%	6.17%	6.40%	9.26%
CHO Operations	7.40%	0.43%	7.84%	0.00%	7.84%	0.00%	1.72%	2.06%	8.20%	52.78%	0.00%
<b>HSE Dublin &amp; South East</b>	<b>5.14%</b>	<b>0.66%</b>	<b>5.80%</b>	<b>0.18%</b>	<b>5.98%</b>	<b>2.01%</b>	<b>6.51%</b>	<b>5.09%</b>	<b>5.95%</b>	<b>8.10%</b>	<b>7.11%</b>
Acute Hospital Services	6.05%	0.77%	6.82%	0.31%	7.13%	1.58%	7.58%	4.23%	7.18%	11.55%	9.02%
Community Health & Wellbeing	5.11%	0.42%	5.53%	0.00%	5.53%	0.00%	6.10%	0.00%	8.21%	0.00%	4.36%
Primary Care	6.28%	0.56%	6.84%	0.08%	6.91%	4.84%	9.01%	6.98%	5.67%	1.03%	7.98%
Disabilities	4.95%	0.45%	5.40%	0.09%	5.49%	0.00%	5.63%	5.41%	4.46%	2.48%	5.75%
Mental Health	6.13%	0.32%	6.45%	0.04%	6.49%	2.33%	5.84%	5.66%	8.61%	4.36%	12.67%
Older People	7.60%	0.64%	8.24%	0.14%	8.39%	10.25%	8.73%	2.82%	8.64%	9.61%	8.22%
CHO Operations	3.84%	0.21%	4.05%	0.00%	4.05%	0.00%	3.02%	12.64%	4.48%	0.81%	0.00%
<b>HSE Midwest</b>	<b>5.94%</b>	<b>0.63%</b>	<b>6.57%</b>	<b>0.20%</b>	<b>6.77%</b>	<b>1.98%</b>	<b>7.40%</b>	<b>5.28%</b>	<b>6.63%</b>	<b>9.52%</b>	<b>7.23%</b>
Acute Hospital Services	5.13%	0.79%	5.92%	0.20%	6.12%	1.51%	7.29%	5.60%	4.91%	7.49%	10.22%
Community Health & Wellbeing	3.98%	0.39%	4.37%	0.00%	4.37%	0.00%	0.00%	12.25%	5.87%	0.00%	2.52%
Primary Care	5.15%	0.42%	5.57%	0.26%	5.83%	5.04%	7.23%	5.67%	3.91%	9.70%	5.52%
Disabilities	4.90%	0.96%	5.86%	0.16%	6.03%	0.00%	4.97%	6.28%	4.28%	5.81%	6.45%
Mental Health	6.01%	0.47%	6.48%	0.02%	6.50%	3.44%	7.74%	5.04%	4.54%	2.63%	8.87%
Older People	7.06%	0.67%	7.73%	0.27%	8.01%	0.00%	8.01%	10.92%	5.29%	4.87%	9.17%
CHO Operations	6.75%	0.27%	7.02%	0.00%	7.02%	0.00%	6.31%	12.64%	4.48%	0.81%	0.00%
<b>HSE South West</b>	<b>5.37%</b>	<b>0.74%</b>	<b>6.11%</b>	<b>0.19%</b>	<b>6.30%</b>	<b>2.01%</b>	<b>7.26%</b>	<b>5.79%</b>	<b>4.71%</b>	<b>7.08%</b>	<b>7.93%</b>
Acute Hospital Services	5.91%	0.72%	6.63%	0.19%	6.81%	2.19%	8.39%	5.41%	6.28%	9.19%	8.76%
Community Health & Wellbeing	0.56%	0.47%	1.03%	0.00%	1.03%	0.00%	0.00%	0.00%	1.18%	0.00%	1.06%
Primary Care	5.20%	0.47%	5.67%	0.03%	5.70%	6.16%	6.17%	5.47%	5.16%	5.34%	5.81%
Disabilities	6.99%	0.52%	7.51%	0.09%	7.60%	0.00%	10.21%	5.09%	3.95%	4.72%	8.19%
Mental Health	6.66%	0.64%	7.31%	0.03%	7.34%	2.78%	9.07%	6.98%	7.00%	4.09%	5.98%
Older People	7.86%	0.75%	8.62%	0.77%	9.39%	0.00%	10.44%	4.42%	3.93%	6.76%	10.47%
CHO Operations	5.61%	0.49%	6.09%	0.00%	6.09%	0.00%	11.05%	0.86%	6.36%	0.00%	0.00%
<b>HSE West &amp; North West</b>	<b>6.24%</b>	<b>0.65%</b>	<b>6.90%</b>	<b>0.20%</b>	<b>7.09%</b>	<b>2.56%</b>	<b>8.59%</b>	<b>5.42%</b>	<b>5.73%</b>	<b>7.95%</b>	<b>8.56%</b>
National Services and Schemes	6.10%	0.65%	6.75%	0.12%	6.87%	0.00%	1.01%	4.25%	4.49%	8.52%	9.54%
<b>National Services and Schemes</b>	<b>6.10%</b>	<b>0.65%</b>	<b>6.75%</b>	<b>0.12%</b>	<b>6.87%</b>	<b>0.00%</b>	<b>1.01%</b>	<b>4.25%</b>	<b>4.49%</b>	<b>8.52%</b>	<b>9.54%</b>
Acute Hospital Services	6.28%	0.41%	6.69%	0.00%	6.69%	0.00%	12.40%	6.81%	5.32%	0.00%	0.00%
Primary Care	4.36%	0.73%	5.09%	0.00%	5.09%	4.14%	1.00%	8.00%	2.54%	0.00%	11.05%
Disabilities	0.00%	0.00%	0.00%	0.00%	0.00%	0.00%	0.00%	0.00%	0.00%	0.00%	0.00%
Mental Health	3.95%	0.99%	4.94%	0.09%	5.03%	0.40%	5.59%	5.61%	2.90%	5.70%	7.16%
Older People	1.39%	0.75%	2.14%	0.00%	2.14%	0.00%	1.92%	0.00%	2.23%	0.00%	0.00%
Health & Wellbeing	6.78%	0.83%	7.60%	1.06%	8.67%	50.00%	0.00%	9.33%	5.08%	17.51%	48.47%
Corporate Centre	3.68%	0.32%	4.00%	0.07%	4.07%	3.14%	4.43%	4.56%	4.04%	4.54%	2.98%
<b>HSE Centre</b>	<b>3.80%</b>	<b>0.40%</b>	<b>4.21%</b>	<b>0.09%</b>	<b>4.30%</b>	<b>3.23%</b>	<b>5.10%</b>	<b>6.05%</b>	<b>4.00%</b>	<b>4.61%</b>	<b>7.77%</b>

February 2025

Health Service Absence Rate - by Admin - Feb 2025	Certified absence	Self-certified absence	Non Covid-19 absence	Covid-19 absence	Total absence rate
<b>Total</b>	5.31%	0.64%	5.95%	0.19%	6.14%
Acute Hospital Services	5.77%	0.75%	6.52%	0.20%	6.72%
Community Health & Wellbeing	3.76%	0.37%	4.13%	0.05%	4.18%
Primary Care	6.05%	0.48%	6.52%	0.10%	6.63%
Disabilities	7.39%	0.59%	7.98%	0.14%	8.12%
Mental Health	5.82%	0.58%	6.40%	0.15%	6.56%
Older People	8.07%	0.71%	8.78%	0.44%	9.22%
CHO Operations	5.33%	0.41%	5.73%	0.00%	5.73%
Health & Wellbeing	6.78%	0.83%	7.60%	1.06%	8.67%
Corporate Centre	3.68%	0.32%	4.00%	0.07%	4.07%
National Services and Schemes	6.10%	0.65%	6.75%	0.12%	6.87%
<b>Health Service Executive</b>	<b>6.02%</b>	<b>0.65%</b>	<b>6.67%</b>	<b>0.19%</b>	<b>6.86%</b>
Acute Hospital Services	4.00%	0.67%	4.67%	0.19%	4.86%
<b>Section 38 Hospitals</b>	<b>4.00%</b>	<b>0.67%</b>	<b>4.67%</b>	<b>0.19%</b>	<b>4.86%</b>
<b>Section 38 Voluntary Agencies</b>	<b>4.58%</b>	<b>0.56%</b>	<b>5.14%</b>	<b>0.16%</b>	<b>5.29%</b>

Medical & Dental	Nursing & Midwifery	Health & Social Care Professionals	Management & Administrative	General Support	Patient & Client Care
2.03%	6.87%	4.99%	5.37%	7.90%	7.93%
1.70%	7.71%	5.29%	6.42%	9.70%	9.74%
	1.66%	2.25%	4.21%		4.51%
5.12%	7.88%	5.37%	6.12%	7.70%	8.86%
3.01%	8.62%	5.29%	5.48%	2.38%	9.87%
3.27%	6.91%	5.20%	6.61%	7.11%	8.88%
0.96%	9.44%	4.79%	5.68%	7.21%	10.69%
	5.21%	6.35%	5.68%	5.98%	
50.00%	0.00%	9.33%	5.08%	17.51%	48.47%
3.14%	4.43%	4.56%	4.04%	4.54%	2.98%
0.00%	1.01%	4.25%	4.49%	8.52%	9.54%
2.30%	7.78%	5.20%	5.56%	8.67%	9.81%
1.56%	5.37%	4.11%	5.24%	7.08%	6.62%
1.56%	5.37%	4.11%	5.24%	7.08%	6.62%
1.99%	5.35%	5.32%	3.91%	5.66%	5.53%



### Health Region Trend

Year / Month	Certified absence	Self-certified absence	Non Covid-19 absence	Covid-19 absence	Total absence rate	HSE Dublin & Midlands	HSE Dublin & North East	HSE Dublin & South East	HSE Midwest	HSE South West	HSE West & North West	National Services and Schemes	HSE Centre
Feb 2025	5.31%	0.64%	5.95%	0.19%	6.14%	6.01%	5.61%	5.98%	6.77%	6.30%	7.09%	6.87%	4.30%
Jan 2025	5.98%	0.70%	6.68%	0.21%	6.89%	6.61%	6.37%	6.59%	7.88%	7.11%	8.17%	7.52%	4.56%
2025	<b>5.66%</b>	<b>0.68%</b>	<b>6.34%</b>	<b>0.20%</b>	<b>6.54%</b>	<b>6.33%</b>	<b>6.01%</b>	<b>6.30%</b>	<b>7.36%</b>	<b>6.73%</b>	<b>7.66%</b>	<b>7.21%</b>	<b>4.44%</b>
Dec 2024	5.94%	0.81%	6.75%	0.26%	7.01%	6.84%	6.42%	6.54%	8.01%	6.88%	8.38%	8.59%	4.86%
Nov 2024	5.18%	0.64%	5.82%	0.26%	6.07%	6.10%	5.59%	5.73%	6.96%	6.14%	6.99%	6.62%	4.06%
Oct 2024	5.16%	0.61%	5.78%	0.38%	6.15%	6.15%	5.51%	5.72%	7.26%	6.30%	7.17%	6.53%	4.31%
Sep 2024	4.98%	0.67%	5.66%	0.52%	6.18%	6.20%	5.61%	5.82%	7.14%	6.30%	7.19%	6.82%	3.94%
Aug 2024	5.11%	0.53%	5.64%	0.66%	6.30%	6.08%	5.60%	5.93%	7.38%	6.55%	7.63%	7.29%	3.97%
Jul 2024	5.18%	0.57%	5.75%	0.96%	6.71%	6.64%	5.97%	6.35%	7.70%	7.10%	8.00%	7.60%	4.01%
Jun 2024	5.08%	0.62%	5.70%	0.74%	6.44%	6.36%	6.02%	6.13%	7.31%	6.63%	7.22%	7.78%	3.93%
May 2024	4.85%	0.60%	5.45%	0.31%	5.76%	5.77%	5.21%	5.72%	6.66%	6.10%	6.23%	7.20%	3.42%
Apr 2024	4.78%	0.61%	5.40%	0.22%	5.62%	5.63%	5.11%	5.57%	6.59%	5.83%	6.13%	6.51%	3.31%
2024	<b>5.14%</b>	<b>0.63%</b>	<b>5.77%</b>	<b>0.48%</b>	<b>6.24%</b>	<b>6.20%</b>	<b>5.66%</b>	<b>5.94%</b>	<b>7.22%</b>	<b>6.42%</b>	<b>7.20%</b>	<b>7.20%</b>	<b>3.97%</b>

## Staff Category Trend

Year / Month	Certified absence	Self-certified absence	Non Covid-19 absence	Covid-19 absence	Total absence rate	Medical & Dental	Nursing & Midwifery	Health & Social Care Professionals	Management & Administrative	General Support	Patient & Client Care
Feb 2025	5.31%	0.64%	5.95%	0.19%	6.14%	2.03%	6.87%	4.99%	5.37%	7.90%	7.93%
Jan 2025	5.98%	0.70%	6.68%	0.21%	6.89%	1.95%	7.53%	5.55%	6.10%	9.19%	9.35%
<b>2025</b>	<b>5.66%</b>	<b>0.68%</b>	<b>6.34%</b>	<b>0.20%</b>	<b>6.54%</b>	<b>1.99%</b>	<b>7.22%</b>	<b>5.29%</b>	<b>5.76%</b>	<b>8.58%</b>	<b>8.67%</b>
Dec 2024	5.94%	0.81%	6.75%	0.26%	7.01%	2.12%	7.63%	5.91%	6.37%	8.94%	9.09%
Nov 2024	5.18%	0.64%	5.82%	0.26%	6.07%	2.01%	6.63%	4.88%	5.39%	8.02%	8.05%
Oct 2024	5.16%	0.61%	5.78%	0.38%	6.15%	1.92%	6.65%	4.99%	5.53%	7.95%	8.34%
Sep 2024	4.98%	0.67%	5.66%	0.52%	6.18%	1.87%	6.86%	5.10%	5.38%	8.21%	8.07%
Aug 2024	5.11%	0.53%	5.64%	0.66%	6.30%	1.84%	6.85%	5.26%	5.62%	8.27%	8.41%
Jul 2024	5.18%	0.57%	5.75%	0.96%	6.71%	1.65%	7.31%	5.60%	5.93%	8.68%	9.21%
Jun 2024	5.08%	0.62%	5.70%	0.74%	6.44%	1.98%	6.93%	5.25%	5.52%	8.35%	8.58%
May 2024	4.85%	0.60%	5.45%	0.31%	5.76%	1.71%	6.36%	4.59%	4.83%	7.58%	7.78%
Apr 2024	4.78%	0.61%	5.40%	0.22%	5.62%	1.61%	6.18%	4.62%	4.64%	7.42%	7.62%
Mar 2024	4.89%	0.62%	5.51%	0.24%	5.75%	1.73%	6.36%	4.62%	4.91%	7.46%	7.58%
Feb 2024	4.86%	0.63%	5.50%	0.33%	5.83%	1.70%	6.42%	4.77%	5.04%	7.39%	7.77%
Jan 2024	5.15%	0.74%	5.88%	0.65%	6.53%	1.62%	7.25%	5.50%	5.85%	8.32%	8.55%
<b>2024</b>	<b>5.10%</b>	<b>0.64%</b>	<b>5.73%</b>	<b>0.46%</b>	<b>6.19%</b>	<b>1.81%</b>	<b>6.79%</b>	<b>5.09%</b>	<b>5.41%</b>	<b>8.05%</b>	<b>8.25%</b>
Dec 2023	4.91%	0.77%	5.69%	0.66%	6.35%	1.65%	7.05%	5.59%	5.55%	7.48%	8.25%
Nov 2023	4.66%	0.65%	5.31%	0.45%	5.76%	1.58%	6.47%	4.73%	4.86%	7.35%	7.76%
Oct 2023	4.58%	0.67%	5.25%	0.56%	5.82%	1.62%	6.54%	4.72%	5.00%	7.76%	7.54%
Sep 2023	4.49%	0.60%	5.09%	0.74%	5.82%	1.54%	6.66%	4.79%	4.83%	7.34%	7.73%
Aug 2023	4.62%	0.60%	5.22%	0.76%	5.98%	1.49%	6.78%	4.81%	4.88%	7.66%	8.09%
Jul 2023	4.33%	0.55%	4.88%	0.39%	5.28%	1.35%	6.07%	4.12%	4.18%	6.94%	7.05%
Jun 2023	4.45%	0.54%	4.99%	0.33%	5.32%	1.55%	6.04%	4.14%	4.30%	6.84%	7.00%
May 2023	4.36%	0.55%	4.91%	0.45%	5.36%	1.47%	6.20%	4.33%	4.25%	6.66%	7.09%
Apr 2023	4.29%	0.57%	4.86%	0.48%	5.34%	1.49%	6.21%	4.09%	4.25%	6.53%	7.07%
Mar 2023	4.30%	0.62%	4.93%	0.53%	5.46%	1.67%	6.02%	4.49%	4.57%	7.12%	7.28%
Feb 2023	4.21%	0.58%	4.80%	0.45%	5.24%	1.41%	5.99%	4.05%	4.43%	6.78%	6.79%
Jan 2023	4.85%	0.67%	5.52%	0.81%	6.33%	1.51%	7.33%	4.97%	5.21%	8.07%	8.17%
<b>2023</b>	<b>4.51%</b>	<b>0.62%</b>	<b>5.12%</b>	<b>0.55%</b>	<b>5.68%</b>	<b>1.53%</b>	<b>6.45%</b>	<b>4.57%</b>	<b>4.70%</b>	<b>7.22%</b>	<b>7.49%</b>
Dec 2022	5.20%	0.87%	6.07%	1.23%	7.30%	2.05%	8.33%	6.01%	6.30%	8.81%	9.15%
Nov 2022	4.40%	0.69%	5.09%	0.74%	5.83%	1.75%	6.61%	4.48%	4.88%	7.55%	7.74%
Oct 2022	4.52%	0.65%	5.17%	0.80%	5.97%	1.82%	6.60%	4.75%	4.85%	7.70%	7.92%
Sep 2022	4.45%	0.61%	5.06%	0.70%	5.75%	1.58%	6.63%	4.30%	4.38%	7.59%	7.82%
Aug 2022	4.49%	0.54%	5.02%	0.81%	5.84%	1.70%	6.61%	4.50%	4.54%	7.56%	7.94%
Jul 2022	4.59%	0.57%	5.16%	1.91%	7.07%	1.99%	7.95%	5.58%	5.54%	8.76%	9.52%
Jun 2022	4.38%	0.62%	4.99%	1.92%	6.91%	2.12%	8.02%	5.71%	5.57%	8.72%	8.52%
May 2022	4.14%	0.60%	4.74%	1.03%	5.77%	1.69%	6.61%	4.37%	4.50%	7.25%	7.87%
Apr 2022	4.36%	0.58%	4.93%	2.53%	7.46%	2.28%	8.73%	5.97%	5.66%	9.20%	9.64%
Mar 2022	4.34%	0.59%	4.93%	4.75%	9.68%	3.45%	11.70%	8.60%	7.95%	10.26%	11.35%
Feb 2022	4.01%	0.54%	4.55%	3.23%	7.78%	2.71%	9.37%	6.80%	5.96%	9.18%	9.24%
Jan 2022	3.94%	0.46%	4.40%	5.37%	9.77%	3.11%	11.35%	8.17%	7.93%	12.13%	11.91%
<b>2022</b>	<b>4.40%</b>	<b>0.61%</b>	<b>5.01%</b>	<b>2.09%</b>	<b>7.10%</b>	<b>2.18%</b>	<b>8.21%</b>	<b>5.76%</b>	<b>5.67%</b>	<b>8.72%</b>	<b>9.06%</b>



Staff Category Trend (Covid-19)

Year / Month	Certified absence	Self-certified absence	Non Covid-19 absence	Covid-19 absence	Total absence rate	Medical & Dental	Nursing & Midwifery	Health & Social Care Professionals	Management & Administrative	General Support	Patient & Client Care
Feb 2025	5.31%	0.64%	5.95%	0.19%	6.14%	0.05%	0.23%	0.15%	0.09%	0.24%	0.29%
Jan 2025	5.98%	0.70%	6.68%	0.21%	6.89%	0.05%	0.26%	0.15%	0.10%	0.23%	0.35%
<b>2025</b>	<b>5.66%</b>	<b>0.68%</b>	<b>6.34%</b>	<b>0.20%</b>	<b>6.54%</b>	<b>0.05%</b>	<b>0.24%</b>	<b>0.15%</b>	<b>0.10%</b>	<b>0.24%</b>	<b>0.32%</b>
Dec 2024	5.94%	0.81%	6.75%	0.26%	7.01%	0.05%	0.31%	0.20%	0.15%	0.35%	0.38%
Nov 2024	5.18%	0.64%	5.82%	0.26%	6.07%	0.06%	0.32%	0.19%	0.19%	0.29%	0.37%
Oct 2024	5.16%	0.61%	5.78%	0.38%	6.15%	0.09%	0.44%	0.31%	0.27%	0.46%	0.52%
Sep 2024	4.98%	0.67%	5.66%	0.52%	6.18%	0.15%	0.64%	0.47%	0.39%	0.60%	0.64%
Aug 2024	5.11%	0.53%	5.64%	0.66%	6.30%	0.19%	0.74%	0.65%	0.52%	0.77%	0.86%
Jul 2024	5.18%	0.57%	5.75%	0.96%	6.71%	0.23%	1.08%	0.99%	0.85%	1.10%	1.18%
Jun 2024	5.08%	0.62%	5.70%	0.74%	6.44%	0.26%	0.87%	0.73%	0.56%	0.81%	0.88%
May 2024	4.85%	0.60%	5.45%	0.31%	5.76%	0.09%	0.41%	0.27%	0.20%	0.32%	0.38%
Apr 2024	4.78%	0.61%	5.40%	0.22%	5.62%	0.08%	0.28%	0.17%	0.10%	0.23%	0.32%
Mar 2024	4.89%	0.62%	5.51%	0.24%	5.75%	0.09%	0.28%	0.16%	0.15%	0.32%	0.34%
Feb 2024	4.86%	0.63%	5.50%	0.33%	5.83%	0.11%	0.39%	0.24%	0.23%	0.39%	0.48%
Jan 2024	5.15%	0.74%	5.88%	0.65%	6.53%	0.19%	0.71%	0.61%	0.52%	0.78%	0.86%
<b>2024</b>	<b>5.10%</b>	<b>0.64%</b>	<b>5.73%</b>	<b>0.46%</b>	<b>6.19%</b>	<b>0.13%</b>	<b>0.54%</b>	<b>0.41%</b>	<b>0.34%</b>	<b>0.54%</b>	<b>0.60%</b>
Dec 2023	4.91%	0.77%	5.69%	0.66%	6.35%	0.20%	0.77%	0.61%	0.53%	0.81%	0.81%
Nov 2023	4.66%	0.65%	5.31%	0.45%	5.76%	0.15%	0.53%	0.36%	0.32%	0.59%	0.59%
Oct 2023	4.58%	0.67%	5.25%	0.56%	5.82%	0.20%	0.62%	0.50%	0.45%	0.74%	0.73%
Sep 2023	4.49%	0.60%	5.09%	0.74%	5.82%	0.23%	0.87%	0.66%	0.58%	0.80%	0.96%
Aug 2023	4.62%	0.60%	5.22%	0.76%	5.98%	0.27%	0.87%	0.66%	0.61%	0.81%	1.02%
Jul 2023	4.33%	0.55%	4.88%	0.39%	5.28%	0.12%	0.48%	0.30%	0.25%	0.39%	0.57%
Jun 2023	4.45%	0.54%	4.99%	0.33%	5.32%	0.11%	0.40%	0.26%	0.20%	0.36%	0.46%
May 2023	4.36%	0.55%	4.91%	0.45%	5.36%	0.17%	0.55%	0.36%	0.30%	0.48%	0.60%
Apr 2023	4.29%	0.57%	4.86%	0.48%	5.34%	0.11%	0.62%	0.36%	0.30%	0.51%	0.65%
Mar 2023	4.30%	0.62%	4.93%	0.53%	5.46%	0.16%	0.62%	0.45%	0.39%	0.62%	0.72%
Feb 2023	4.21%	0.58%	4.80%	0.45%	5.24%	0.13%	0.54%	0.40%	0.31%	0.48%	0.57%
Jan 2023	4.85%	0.67%	5.52%	0.81%	6.33%	0.21%	1.00%	0.70%	0.54%	0.85%	1.05%
<b>2023</b>	<b>4.51%</b>	<b>0.62%</b>	<b>5.12%</b>	<b>0.55%</b>	<b>5.68%</b>	<b>0.17%</b>	<b>0.66%</b>	<b>0.47%</b>	<b>0.40%</b>	<b>0.62%</b>	<b>0.73%</b>
Dec 2022	5.20%	0.87%	6.07%	1.23%	7.30%	0.42%	1.46%	1.14%	1.01%	1.28%	1.45%
Nov 2022	4.40%	0.69%	5.09%	0.74%	5.83%	0.30%	0.89%	0.61%	0.49%	0.88%	0.97%
Oct 2022	4.52%	0.65%	5.17%	0.80%	5.97%	0.32%	0.96%	0.63%	0.53%	0.85%	1.08%
Sep 2022	4.45%	0.61%	5.06%	0.70%	5.75%	0.24%	0.90%	0.53%	0.46%	0.72%	0.91%
Aug 2022	4.49%	0.54%	5.02%	0.81%	5.84%	0.35%	0.99%	0.75%	0.56%	0.79%	1.03%
Jul 2022	4.59%	0.57%	5.16%	1.91%	7.07%	0.72%	2.18%	1.90%	1.58%	1.89%	2.29%
Jun 2022	4.38%	0.62%	4.99%	1.92%	6.91%	0.71%	2.35%	1.92%	1.56%	2.04%	2.00%
May 2022	4.14%	0.60%	4.74%	1.03%	5.77%	0.36%	1.23%	0.87%	0.76%	1.15%	1.30%
Apr 2022	4.36%	0.58%	4.93%	2.53%	7.46%	0.94%	3.08%	2.28%	1.78%	2.68%	3.07%
Mar 2022	4.34%	0.59%	4.93%	4.75%	9.68%	2.12%	5.95%	4.73%	3.80%	4.36%	5.02%
Feb 2022	4.01%	0.54%	4.55%	3.23%	7.78%	1.52%	4.08%	3.29%	2.24%	3.25%	3.38%
Jan 2022	3.94%	0.46%	4.40%	5.37%	9.77%	2.03%	6.30%	4.81%	4.40%	6.43%	6.13%
<b>2022</b>	<b>4.40%</b>	<b>0.61%</b>	<b>5.01%</b>	<b>2.09%</b>	<b>7.10%</b>	<b>0.83%</b>	<b>2.53%</b>	<b>1.95%</b>	<b>1.60%</b>	<b>2.20%</b>	<b>2.40%</b>

Service Trend

Year / Month	Certified absence	Self-certified absence	Non Covid-19 absence	Covid-19 Absence	Total absence rate	Acute Hospital Services	Acute Services	Community Health & Wellbeing	Primary Care	Disabilities	Mental Health	Older People	CHO Operations	Community Services	National Services & Central Functions
Feb 2025	5.31%	0.64%	5.95%	0.19%	6.14%	5.88%	5.88%	4.18%	6.49%	5.82%	6.48%	8.84%	5.73%	6.62%	5.31%
Jan 2025	5.98%	0.70%	6.68%	0.21%	6.89%	6.48%	6.48%	5.50%	7.24%	6.96%	7.20%	10.27%	6.07%	7.65%	5.72%
<b>2025</b>	<b>5.66%</b>	<b>0.68%</b>	<b>6.34%</b>	<b>0.20%</b>	<b>6.54%</b>	<b>6.20%</b>	<b>6.20%</b>	<b>4.90%</b>	<b>6.89%</b>	<b>6.40%</b>	<b>6.86%</b>	<b>9.60%</b>	<b>5.91%</b>	<b>7.16%</b>	<b>5.52%</b>
Dec 2024	5.94%	0.81%	6.75%	0.26%	7.01%	6.67%	6.67%	5.74%	7.54%	6.41%	7.42%	10.29%	6.16%	7.56%	6.37%
Nov 2024	5.18%	0.64%	5.82%	0.26%	6.07%	5.76%	5.76%	5.10%	6.31%	5.87%	6.74%	8.93%	5.32%	6.68%	4.99%
Oct 2024	5.16%	0.61%	5.78%	0.38%	6.15%	5.74%	5.74%	4.89%	6.22%	6.34%	6.89%	9.01%	4.64%	6.87%	5.08%
Sep 2024	4.98%	0.67%	5.66%	0.52%	6.18%	5.90%	5.90%	6.18%	6.09%	5.95%	6.66%	9.46%	4.97%	6.74%	4.99%
Aug 2024	5.11%	0.53%	5.64%	0.66%	6.30%	5.89%	5.89%	6.49%	6.65%	6.16%	6.90%	9.48%	5.89%	7.05%	5.32%
Jul 2024	5.18%	0.57%	5.75%	0.96%	6.71%	6.23%	6.23%	7.18%	7.07%	6.88%	7.39%	10.11%	5.49%	7.60%	5.33%
Jun 2024	5.08%	0.62%	5.70%	0.74%	6.44%	6.14%	6.14%	6.29%	6.65%	6.37%	6.62%	9.27%	5.16%	7.00%	5.44%
May 2024	4.85%	0.60%	5.45%	0.31%	5.76%	5.38%	5.38%	7.82%	6.11%	5.97%	5.92%	8.51%	4.31%	6.44%	4.85%
Apr 2024	4.78%	0.61%	5.40%	0.22%	5.62%	5.25%	5.25%	5.49%	5.78%	5.85%	5.89%	8.47%	4.07%	6.29%	4.57%
Mar 2024	4.89%	0.62%	5.51%	0.24%	5.75%	5.41%	5.41%	5.32%	6.04%	5.84%	5.96%	8.43%	3.99%	6.35%	4.88%
Feb 2024	4.86%	0.63%	5.50%	0.33%	5.83%	5.46%	5.46%	5.70%	6.16%	6.06%	5.95%	8.41%	4.59%	6.46%	4.89%
Jan 2024	5.15%	0.74%	5.88%	0.65%	6.53%	6.21%	6.21%	6.74%	6.65%	6.63%	6.61%	9.64%	5.20%	7.17%	5.45%
<b>2024</b>	<b>5.10%</b>	<b>0.64%</b>	<b>5.73%</b>	<b>0.46%</b>	<b>6.19%</b>	<b>5.83%</b>	<b>5.83%</b>	<b>6.08%</b>	<b>6.43%</b>	<b>6.19%</b>	<b>6.57%</b>	<b>9.17%</b>	<b>4.96%</b>	<b>6.85%</b>	<b>5.17%</b>
Dec 2023	4.91%	0.77%	5.69%	0.66%	6.35%	5.93%	5.93%	8.37%	6.60%	6.34%	6.80%	9.09%	5.81%	7.01%	5.84%
Nov 2023	4.66%	0.65%	5.31%	0.45%	5.76%	5.40%	5.40%	4.00%	5.45%	6.12%	6.11%	8.54%	5.13%	6.39%	4.91%
Oct 2023	4.58%	0.67%	5.25%	0.56%	5.82%	5.57%	5.57%	4.80%	5.44%	6.17%	6.01%	7.96%	4.83%	6.29%	4.94%
Sep 2023	4.49%	0.60%	5.09%	0.74%	5.82%	5.56%	5.56%	5.10%	5.51%	6.40%	5.60%	8.21%	4.92%	6.36%	4.80%
Aug 2023	4.62%	0.60%	5.22%	0.76%	5.98%	5.64%	5.64%	5.09%	5.56%	6.62%	5.60%	8.66%	4.41%	6.52%	5.37%
Jul 2023	4.33%	0.55%	4.88%	0.39%	5.28%	5.11%	5.11%	4.17%	4.99%	5.82%	5.04%	7.35%	3.84%	5.67%	4.28%
Jun 2023	4.45%	0.54%	4.99%	0.33%	5.32%	5.09%	5.09%	4.41%	4.86%	5.82%	5.06%	7.44%	3.43%	5.72%	4.39%
May 2023	4.36%	0.55%	4.91%	0.45%	5.36%	5.17%	5.17%	4.40%	4.94%	5.87%	4.98%	7.59%	3.35%	5.76%	4.33%
Apr 2023	4.29%	0.57%	4.86%	0.48%	5.34%	5.10%	5.10%	4.15%	5.00%	5.85%	5.10%	7.37%	3.83%	5.77%	4.55%
Mar 2023	4.30%	0.62%	4.93%	0.53%	5.46%	5.25%	5.25%	3.63%	5.02%	6.00%	5.23%	7.41%	3.52%	5.85%	4.67%
Feb 2023	4.21%	0.58%	4.80%	0.45%	5.24%	4.97%	4.97%	4.93%	5.21%	5.36%	5.11%	7.59%	3.79%	5.66%	4.72%
Jan 2023	4.85%	0.67%	5.52%	0.81%	6.33%	6.01%	6.01%	4.07%	6.18%	6.67%	6.42%	9.14%	5.48%	6.94%	5.11%
<b>2023</b>	<b>4.51%</b>	<b>0.62%</b>	<b>5.12%</b>	<b>0.55%</b>	<b>5.68%</b>	<b>5.41%</b>	<b>5.41%</b>	<b>4.68%</b>	<b>5.39%</b>	<b>6.07%</b>	<b>5.59%</b>	<b>8.03%</b>	<b>4.38%</b>	<b>6.16%</b>	<b>4.82%</b>
Dec 2022	5.20%	0.87%	6.07%	1.23%	7.30%	7.22%	7.22%	6.40%	6.65%	7.30%	7.09%	9.35%	6.74%	7.52%	6.42%
Nov 2022	4.40%	0.69%	5.09%	0.74%	5.83%	5.69%	5.69%	2.99%	5.47%	5.95%	5.59%	8.13%	4.76%	6.15%	4.99%
Oct 2022	4.52%	0.65%	5.17%	0.80%	5.97%	5.74%	5.74%	4.10%	5.67%	6.33%	5.87%	8.03%	5.08%	6.40%	5.09%
Sep 2022	4.45%	0.61%	5.06%	0.70%	5.75%	5.58%	5.58%	3.24%	5.11%	6.37%	5.80%	7.55%	3.76%	6.17%	4.55%
Aug 2022	4.49%	0.54%	5.02%	0.81%	5.84%	5.55%	5.55%	3.87%	5.62%	6.36%	5.93%	7.83%	4.96%	6.36%	4.90%
Jul 2022	4.59%	0.57%	5.16%	1.91%	7.07%	6.72%	6.72%	5.50%	6.78%	7.71%	7.34%	9.05%	5.25%	7.67%	6.24%
Jun 2022	4.38%	0.62%	4.99%	1.92%	6.91%	6.93%	6.93%	7.21%	6.07%	7.15%	6.81%	8.64%	4.63%	7.09%	5.56%
May 2022	4.14%	0.60%	4.74%	1.03%	5.77%	5.68%	5.68%	4.64%	5.08%	6.22%	5.44%	7.55%	4.16%	6.03%	4.81%
Apr 2022	4.36%	0.58%	4.93%	2.53%	7.46%	7.27%	7.27%	6.32%	6.54%	8.31%	7.17%	9.90%	4.04%	7.95%	5.90%
Mar 2022	4.34%	0.59%	4.93%	4.75%	9.68%	9.89%	9.89%	9.18%	9.20%	9.98%	9.20%	11.30%	5.02%	9.87%	6.91%
Feb 2022	4.01%	0.54%	4.55%	3.23%	7.78%	8.05%	8.05%	6.51%	6.81%	7.75%	6.92%	9.95%		7.76%	5.67%
Jan 2022	3.94%	0.46%	4.40%	5.37%	9.77%	9.97%	9.97%	6.26%	8.35%	9.99%	9.56%	12.36%		9.98%	8.86%
<b>2022</b>	<b>4.40%</b>	<b>0.61%</b>	<b>5.01%</b>	<b>2.09%</b>	<b>7.10%</b>	<b>7.02%</b>	<b>7.02%</b>	<b>5.31%</b>	<b>6.46%</b>	<b>7.44%</b>	<b>6.89%</b>	<b>9.13%</b>	<b>4.93%</b>	<b>7.41%</b>	<b>5.67%</b>

Total Absence Rate

