

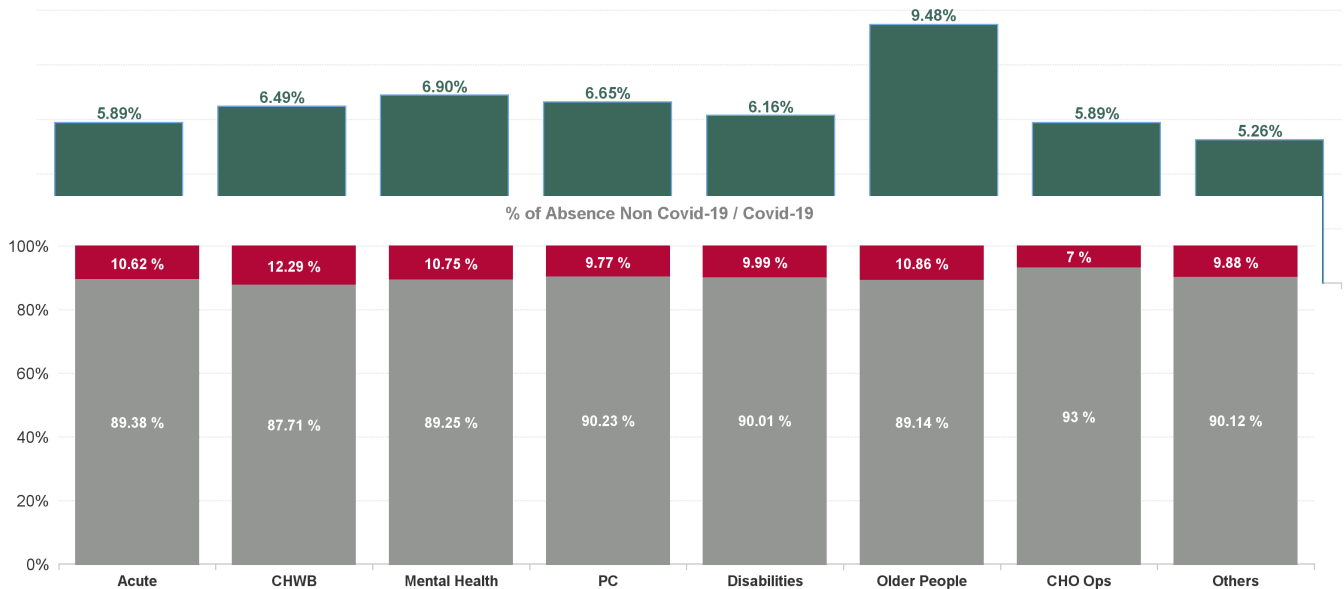
# Absence Report August 2024

August 2024

Health Service Absence Rate - by Staff Category: Aug 2024	Certified absence	Self-certified absence	Non Covid-19 absence	Covid-19 absence	Total absence rate	% Non Covid-19 absence	% Covid-19 absence
<b>Total</b>	<b>5.11%</b>	<b>0.53%</b>	5.64%	0.66%	<b>6.30%</b>	<b>89.55%</b>	<b>10.45%</b>
Medical & Dental	1.42%	0.23%	1.64%	0.19%	1.84%	89.47%	10.53%
Nursing & Midwifery	5.39%	0.72%	6.11%	0.74%	6.85%	89.19%	10.81%
Health & Social Care Professionals	4.24%	0.37%	4.61%	0.65%	5.26%	87.73%	12.27%
Management & Administrative	4.77%	0.33%	5.10%	0.52%	5.62%	90.71%	9.29%
General Support	6.98%	0.52%	7.51%	0.77%	8.27%	90.72%	9.28%
Patient & Client Care	6.87%	0.68%	7.55%	0.86%	8.41%	89.76%	10.24%

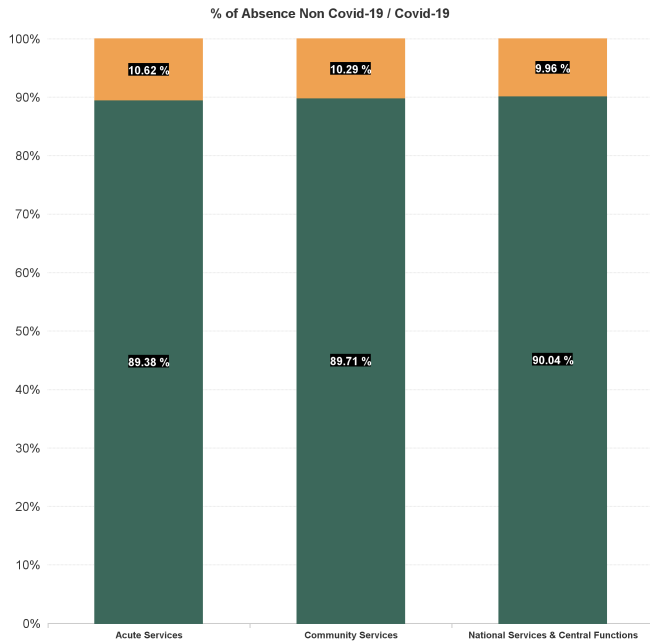
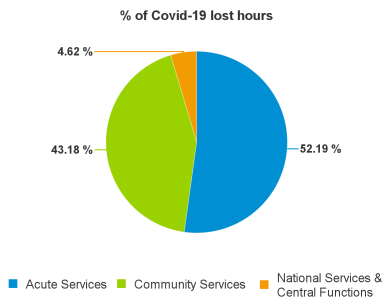
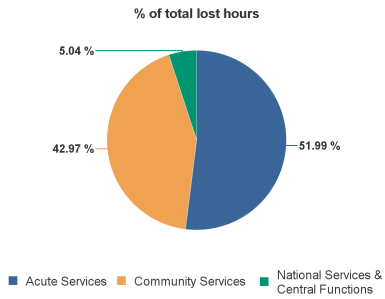
Health Service Absence Rate - by Care Group: Aug 2024	Certified absence	Self-certified absence	Non Covid-19 absence	Covid-19 absence	Total absence rate	% Non Covid-19 absence	% Covid-19 absence
<b>Total</b>	<b>5.11%</b>	<b>0.53%</b>	<b>5.64%</b>	<b>0.66%</b>	<b>6.30%</b>	<b>89.55%</b>	<b>10.45%</b>
Acute Hospital Services	4.69%	0.57%	5.26%	0.63%	5.89%	89.38%	10.62%
<b>Acute Services</b>	<b>4.69%</b>	<b>0.57%</b>	<b>5.26%</b>	<b>0.63%</b>	<b>5.89%</b>	<b>89.38%</b>	<b>10.62%</b>
Community Health & Wellbeing	5.34%	0.35%	5.69%	0.80%	6.49%	87.71%	12.29%
Primary Care	5.65%	0.35%	6.00%	0.65%	6.65%	90.23%	9.77%
Disabilities	5.02%	0.52%	5.54%	0.62%	6.16%	90.01%	9.99%
Mental Health	5.64%	0.52%	6.15%	0.74%	6.90%	89.25%	10.75%
Older People	7.81%	0.64%	8.45%	1.03%	9.48%	89.14%	10.86%
CHO Operations	5.19%	0.29%	5.48%	0.41%	5.89%	93.00%	7.00%
<b>Community Services</b>	<b>5.82%</b>	<b>0.50%</b>	<b>6.33%</b>	<b>0.73%</b>	<b>7.05%</b>	<b>89.71%</b>	<b>10.29%</b>
<b>National Services &amp; Central Functions</b>	<b>4.41%</b>	<b>0.38%</b>	<b>4.79%</b>	<b>0.53%</b>	<b>5.32%</b>	<b>90.04%</b>	<b>9.96%</b>

Total Absence Rate



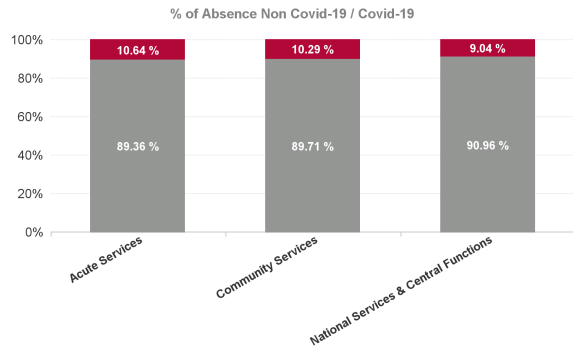
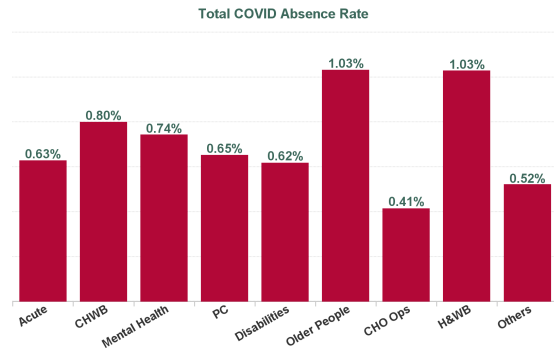
August 2024

Health Service Absence Rate - by Care Group : Aug 2024	Certified absence	Self-certified absence	Non Covid-19 absence	Covid-19 absence	Total absence rate	Medical & Dental	Nursing & Midwifery	Health & Social Care Professionals	Management & Administrative	General Support	Patient & Client Care
<b>Total</b>	5.11%	0.53%	5.64%	0.66%	6.30%	1.84%	6.85%	5.26%	5.62%	8.27%	8.41%
Acute Hospital Services	4.69%	0.57%	5.26%	0.63%	5.89%	1.47%	6.44%	5.11%	6.13%	8.37%	9.00%
<b>Acute Services</b>	<b>4.69%</b>	<b>0.57%</b>	<b>5.26%</b>	<b>0.63%</b>	<b>5.89%</b>	<b>1.47%</b>	<b>6.44%</b>	<b>5.11%</b>	<b>6.13%</b>	<b>8.37%</b>	<b>9.00%</b>
Community Health & Wellbeing	5.34%	0.35%	5.69%	0.80%	6.49%		3.23%	3.14%	5.71%		7.59%
Primary Care	5.65%	0.35%	6.00%	0.65%	6.65%	4.41%	7.78%	5.54%	6.48%	8.03%	7.75%
Disabilities	5.02%	0.52%	5.54%	0.62%	6.16%	3.49%	6.63%	5.11%	5.01%	6.43%	6.68%
Mental Health	5.64%	0.52%	6.15%	0.74%	6.90%	2.64%	7.39%	6.44%	6.85%	8.01%	8.64%
Older People	7.81%	0.64%	8.45%	1.03%	9.48%	1.98%	9.00%	5.62%	6.42%	10.32%	10.85%
CHO Operations	5.19%	0.29%	5.48%	0.41%	5.89%	0.00%	6.21%	3.70%	6.29%	3.05%	
<b>Community Services</b>	<b>5.82%</b>	<b>0.50%</b>	<b>6.33%</b>	<b>0.73%</b>	<b>7.05%</b>	<b>3.44%</b>	<b>7.66%</b>	<b>5.43%</b>	<b>6.18%</b>	<b>8.31%</b>	<b>8.06%</b>
<b>National Services &amp; Central Functions</b>	<b>4.41%</b>	<b>0.38%</b>	<b>4.79%</b>	<b>0.53%</b>	<b>5.32%</b>	<b>4.48%</b>	<b>6.43%</b>	<b>4.95%</b>	<b>3.53%</b>	<b>6.02%</b>	<b>9.12%</b>



August 2024

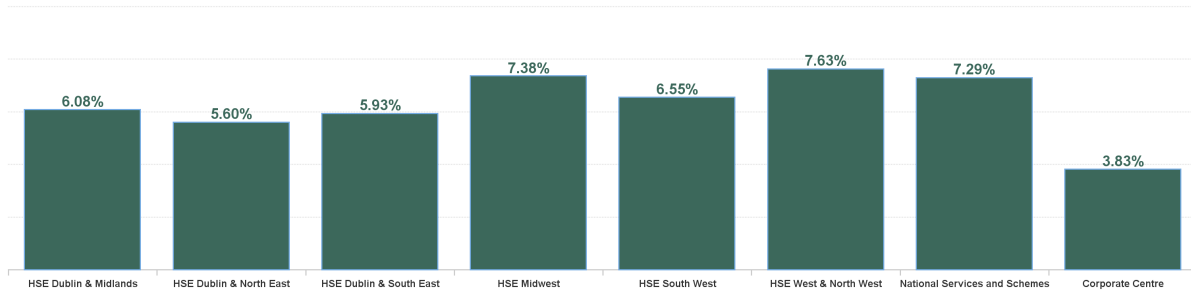
Health Service Absence Rate - by Care Group : Aug 2024	Non Covid-19 absence	Covid-19 absence	Total absence rate	Medical & Dental	Nursing & Midwifery	Health & Social Care Professionals	Management & Administrative	General Support	Patient & Client Care
<b>Total</b>	<b>5.64%</b>	<b>0.66%</b>	<b>6.30%</b>	<b>0.19%</b>	<b>0.74%</b>	<b>0.65%</b>	<b>0.52%</b>	<b>0.77%</b>	<b>0.86%</b>
Acute Hospital Services	5.26%	0.63%	5.89%	0.15%	0.70%	0.69%	0.60%	0.80%	0.89%
<b>Acute Services</b>	<b>5.26%</b>	<b>0.63%</b>	<b>5.89%</b>	<b>0.15%</b>	<b>0.70%</b>	<b>0.69%</b>	<b>0.60%</b>	<b>0.80%</b>	<b>0.89%</b>
Community Health & Wellbeing	5.69%	0.80%	6.49%		0.00%	0.00%	0.49%		1.16%
Primary Care	6.00%	0.65%	6.65%	0.49%	0.77%	0.62%	0.51%	0.58%	0.85%
Disabilities	5.54%	0.62%	6.16%	0.00%	0.59%	0.58%	0.39%	0.78%	0.67%
Mental Health	6.15%	0.74%	6.90%	0.24%	0.83%	0.69%	0.75%	0.79%	0.87%
Older People	8.45%	1.03%	9.48%	0.37%	1.05%	0.86%	0.75%	0.80%	1.14%
CHO Operations	5.48%	0.41%	5.89%	0.00%	0.61%	0.46%	0.42%	0.00%	
<b>Community Services</b>	<b>6.33%</b>	<b>0.73%</b>	<b>7.05%</b>	<b>0.36%</b>	<b>0.81%</b>	<b>0.62%</b>	<b>0.54%</b>	<b>0.74%</b>	<b>0.83%</b>
<b>National Services &amp; Central Functions</b>	<b>4.79%</b>	<b>0.53%</b>	<b>5.32%</b>	<b>0.87%</b>	<b>1.00%</b>	<b>0.43%</b>	<b>0.32%</b>	<b>0.26%</b>	<b>0.97%</b>



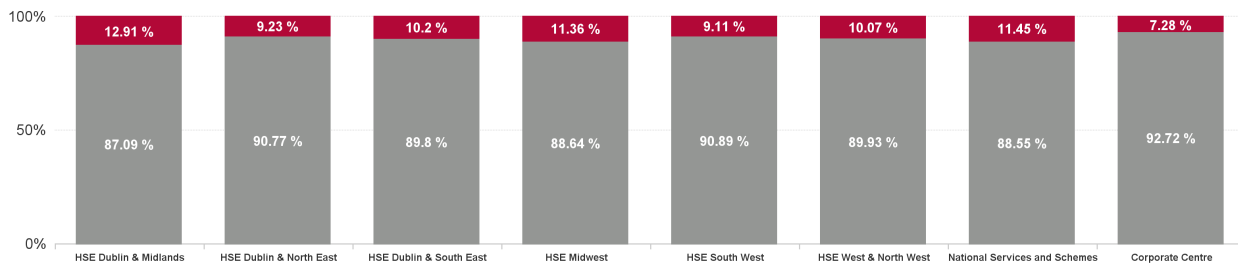
## August 2024

Health Service Absence Rate - by Staff Category: Aug 2024	Certified absence	Self-certified absence	Non Covid-19 absence	Covid-19 absence	Total absence rate	% Non Covid-19 absence	% Covid-19 absence
<b>Total</b>	<b>5.11%</b>	<b>0.53%</b>	5.64%	0.66%	<b>6.30%</b>	<b>89.55%</b>	<b>10.45%</b>
HSE Dublin & Midlands	4.69%	0.60%	5.29%	0.78%	6.08%	87.09%	12.91%
HSE Dublin & North East	4.61%	0.48%	5.09%	0.52%	5.60%	90.77%	9.23%
HSE Dublin & South East	4.85%	0.48%	5.33%	0.60%	5.93%	89.80%	10.20%
HSE Midwest	6.02%	0.52%	6.54%	0.84%	7.38%	88.64%	11.36%
HSE South West	5.29%	0.66%	5.96%	0.60%	6.55%	90.89%	9.11%
HSE West & North West	6.33%	0.53%	6.86%	0.77%	7.63%	89.93%	10.07%
National Services and Schemes	5.82%	0.63%	6.45%	0.83%	7.29%	88.55%	11.45%
Corporate Centre	3.42%	0.25%	3.68%	0.29%	3.97%	92.72%	7.28%

Total Absence Rate by Health Region



% of Absence Non Covid-19 / Covid-19



Health Service Absence Rate - by Health Region - Aug 2024	Certified absence	Self-certified absence	Non Covid-19 absence	Covid-19 absence	Total absence rate	Medical & Dental	Nursing & Midwifery	Health & Social Care Professionals	Management & Administrative	General Support	Patient & Client Care
<b>Total</b>	5.11%	0.53%	5.64%	0.66%	6.30%	1.84%	6.85%	5.26%	5.62%	8.27%	8.41%
HSE Dublin & Midlands	4.69%	0.60%	5.29%	0.78%	6.08%	1.84%	6.41%	5.04%	6.02%	7.58%	8.56%
HSE Dublin & North East	4.61%	0.48%	5.09%	0.52%	5.60%	1.53%	5.71%	4.44%	5.95%	7.72%	8.15%
HSE Dublin & South East	4.85%	0.48%	5.33%	0.60%	5.93%	1.67%	6.17%	5.44%	6.17%	8.00%	7.37%
HSE Midwest	6.02%	0.52%	6.54%	0.84%	7.38%	2.15%	7.93%	5.10%	8.27%	9.72%	8.19%
HSE South West	5.29%	0.66%	5.96%	0.60%	6.55%	1.77%	7.50%	5.95%	4.67%	8.56%	8.22%
HSE West & North West	6.33%	0.53%	6.86%	0.77%	7.63%	2.00%	8.70%	6.52%	6.99%	9.38%	9.41%
National Services and Schemes	5.82%	0.63%	6.45%	0.83%	7.29%	0.00%	1.18%	4.15%	4.25%	11.45%	9.18%
Corporate Centre	3.42%	0.25%	3.68%	0.29%	3.97%	4.71%	5.93%	5.56%	3.35%	5.77%	4.39%

Health Service Absence Rate - by Care Group - Aug 2024	Certified absence	Self-Certified absence	Non Covid-19 absence	Covid-19 absence	Total absence rate	Medical & Dental	Nursing & Midwifery	Health & Social Care Professionals	Management & Administrative	General Support	Patient & Client Care
<b>Total</b>	5.11%	0.53%	5.64%	0.66%	6.30%	1.84%	6.85%	5.26%	5.62%	8.27%	8.41%
Acute Hospital Services	4.28%	0.65%	4.93%	0.75%	5.68%	1.54%	6.08%	5.20%	5.91%	7.31%	9.39%
Community Health & Wellbeing	5.71%	0.18%	5.90%	1.00%	6.90%		21.74%			7.44%	6.02%
Primary Care	5.87%	0.37%	6.24%	0.68%	6.92%	5.35%	7.57%	4.57%	6.94%	10.12%	8.69%
Disabilities	3.99%	0.50%	4.49%	0.77%	5.26%	2.77%	5.35%	4.64%	4.67%	6.29%	5.62%
Mental Health	5.25%	0.62%	5.87%	1.18%	7.05%	2.87%	7.45%	6.55%	9.00%	8.16%	8.53%
Older People	9.00%	0.63%	9.63%	1.01%	10.64%	0.00%	9.12%	4.32%		8.90%	13.14%
CHO Operations	3.00%	0.00%	3.00%	0.64%	3.64%		7.28%	7.87%	2.81%		
<b>HSE Dublin &amp; Midlands</b>	<b>4.69%</b>	<b>0.60%</b>	<b>5.29%</b>	<b>0.78%</b>	<b>6.08%</b>	<b>1.84%</b>	<b>6.41%</b>	<b>5.04%</b>	<b>6.02%</b>	<b>7.58%</b>	<b>8.56%</b>
Acute Hospital Services	4.13%	0.50%	4.63%	0.44%	5.07%	1.23%	5.34%	3.80%	5.87%	7.81%	8.09%
Community Health & Wellbeing	4.38%	0.47%	4.85%	1.39%	6.24%			10.93%			5.82%
Primary Care	5.18%	0.26%	5.44%	0.56%	6.00%	4.27%	7.14%	4.66%	6.06%	7.67%	7.63%
Disabilities	4.88%	0.40%	5.28%	0.57%	5.86%	1.79%	4.97%	4.91%	5.02%	7.08%	7.39%
Mental Health	5.37%	0.46%	5.83%	0.65%	6.48%	2.08%	6.68%	6.17%	6.81%	7.02%	10.25%
Older People	6.73%	0.81%	7.55%	0.87%	8.42%	4.07%	8.49%	4.18%	5.48%	8.53%	9.90%
CHO Operations	5.96%	0.34%	6.30%	0.55%	6.84%	0.00%	3.14%	5.35%	7.26%	0.00%	
<b>HSE Dublin &amp; North East</b>	<b>4.61%</b>	<b>0.48%</b>	<b>5.09%</b>	<b>0.52%</b>	<b>5.60%</b>	<b>1.53%</b>	<b>5.71%</b>	<b>4.44%</b>	<b>5.95%</b>	<b>7.72%</b>	<b>8.15%</b>
Acute Hospital Services	4.18%	0.46%	4.64%	0.47%	5.11%	1.21%	5.28%	4.77%	5.72%	8.04%	6.89%
Community Health & Wellbeing	11.99%	0.18%	12.17%	1.08%	13.26%		0.00%	0.00%	10.43%		18.99%
Primary Care	5.87%	0.47%	6.35%	0.80%	7.15%	3.82%	8.03%	7.16%	8.46%	4.31%	6.24%
Disabilities	5.34%	0.50%	5.84%	0.74%	6.58%	20.90%	8.13%	6.12%	5.11%	2.80%	6.71%
Mental Health	5.25%	0.45%	5.71%	0.86%	6.57%	3.30%	7.37%	5.45%	7.43%	8.24%	4.69%
Older People	7.29%	0.63%	7.93%	0.90%	8.83%	6.62%	8.97%	3.35%	5.51%	9.84%	9.91%
CHO Operations	4.60%	0.00%	4.60%	0.42%	5.03%		0.00%	0.00%	5.92%	0.00%	
<b>HSE Dublin &amp; South East</b>	<b>4.85%</b>	<b>0.48%</b>	<b>5.33%</b>	<b>0.60%</b>	<b>5.93%</b>	<b>1.67%</b>	<b>6.17%</b>	<b>5.44%</b>	<b>6.17%</b>	<b>8.00%</b>	<b>7.37%</b>
Acute Hospital Services	6.11%	0.62%	6.72%	1.02%	7.74%	1.91%	8.23%	5.62%	8.60%	10.92%	10.14%
Community Health & Wellbeing	1.93%	0.00%	1.93%	0.67%	2.60%		0.00%	0.00%	6.46%		0.00%
Primary Care	6.61%	0.28%	6.89%	0.56%	7.45%	6.02%	8.43%	5.50%	7.43%	2.88%	12.68%
Disabilities	4.66%	0.44%	5.10%	0.49%	5.59%	0.00%	4.97%	4.56%	5.91%	6.84%	6.04%
Mental Health	6.48%	0.56%	7.04%	0.89%	7.94%	1.56%	8.92%	3.65%	12.09%	8.85%	11.25%
Older People	7.81%	0.46%	8.27%	0.91%	9.19%	0.43%	7.96%	7.97%	12.73%	9.94%	9.79%
CHO Operations	4.24%	0.21%	4.45%	0.29%	4.73%		0.00%	0.00%	5.48%	3.52%	
<b>HSE Midwest</b>	<b>6.02%</b>	<b>0.52%</b>	<b>6.54%</b>	<b>0.84%</b>	<b>7.38%</b>	<b>2.15%</b>	<b>7.93%</b>	<b>5.10%</b>	<b>8.27%</b>	<b>9.72%</b>	<b>8.19%</b>
Acute Hospital Services	4.96%	0.67%	5.63%	0.51%	6.15%	1.41%	7.21%	5.70%	5.21%	7.88%	10.08%
Community Health & Wellbeing	2.60%	0.88%	3.48%	0.10%	3.58%		0.00%	0.00%	4.38%		3.35%
Primary Care	5.33%	0.32%	5.65%	0.80%	6.46%	3.55%	7.80%	6.09%	4.18%	24.05%	6.81%
Disabilities	4.66%	0.96%	5.61%	0.58%	6.19%	0.00%	8.25%	4.97%	3.37%	8.04%	6.23%
Mental Health	6.08%	0.51%	6.60%	0.51%	7.11%	3.49%	7.52%	8.18%	3.52%	4.90%	11.28%
Older People	7.35%	0.61%	7.96%	0.96%	8.92%	0.00%	8.50%	14.01%	3.94%	11.13%	10.02%
CHO Operations	6.24%	0.72%	6.96%	0.00%	6.96%		9.43%	5.85%	7.23%		
<b>HSE South West</b>	<b>5.29%</b>	<b>0.66%</b>	<b>5.96%</b>	<b>0.60%</b>	<b>6.55%</b>	<b>1.77%</b>	<b>7.50%</b>	<b>5.95%</b>	<b>4.67%</b>	<b>8.56%</b>	<b>8.22%</b>
Acute Hospital Services	5.87%	0.57%	6.44%	0.79%	7.23%	1.82%	8.47%	6.88%	6.99%	9.52%	10.39%
Community Health & Wellbeing	2.59%	0.41%	3.00%	0.00%	3.00%		0.00%	0.00%	0.22%		6.19%
Primary Care	5.60%	0.37%	5.97%	0.54%	6.51%	3.86%	7.89%	5.78%	6.98%	4.97%	5.90%
Disabilities	6.85%	0.46%	7.31%	0.49%	7.80%	0.00%	10.31%	5.71%	6.35%	5.22%	7.90%
Mental Health	6.70%	0.47%	7.17%	0.67%	7.84%	2.18%	8.25%	8.26%	8.04%	10.36%	8.99%
Older People	8.76%	0.66%	9.42%	1.43%	10.85%	0.00%	10.35%	7.63%	8.56%	13.21%	11.53%
CHO Operations	5.33%	0.39%	5.72%	0.29%	6.01%		11.92%	2.40%	5.99%		
<b>HSE West &amp; North West</b>	<b>6.33%</b>	<b>0.53%</b>	<b>6.86%</b>	<b>0.77%</b>	<b>7.63%</b>	<b>2.00%</b>	<b>8.70%</b>	<b>6.52%</b>	<b>6.99%</b>	<b>9.38%</b>	<b>9.41%</b>
Older People	3.93%	0.19%	4.12%	0.14%	4.27%		0.00%	0.00%	4.48%		0.00%
National Services and Schemes	5.88%	0.65%	6.52%	0.86%	7.38%	0.00%	1.71%	4.16%	4.22%	11.45%	9.18%
<b>National Services and Schemes</b>	<b>5.82%</b>	<b>0.63%</b>	<b>6.45%</b>	<b>0.83%</b>	<b>7.29%</b>	<b>0.00%</b>	<b>1.18%</b>	<b>4.15%</b>	<b>4.25%</b>	<b>11.45%</b>	<b>9.18%</b>
Acute Hospital Services	4.62%	0.09%	4.71%	0.22%	4.93%	0.00%	13.90%	0.91%	4.03%		
Primary Care	5.47%	0.17%	5.64%	0.18%	5.82%	12.46%	19.87%	4.01%	0.56%	0.92%	10.37%
Disabilities	0.00%	0.00%	0.00%	0.00%	0.00%				0.00%		
Mental Health	2.93%	0.79%	3.72%	0.16%	3.88%	2.25%	4.42%	2.75%	2.48%	7.14%	4.05%
Health & Wellbeing	6.73%	0.49%	7.21%	1.03%	8.24%	50.00%	0.00%	10.75%	6.44%	0.00%	0.00%
Corporate Centre	3.28%	0.19%	3.47%	0.28%	3.76%	4.09%	6.64%	4.94%	3.31%	5.79%	0.91%
<b>Corporate Centre</b>	<b>3.42%</b>	<b>0.25%</b>	<b>3.68%</b>	<b>0.29%</b>	<b>3.97%</b>	<b>4.71%</b>	<b>5.93%</b>	<b>5.56%</b>	<b>3.35%</b>	<b>5.77%</b>	<b>4.39%</b>

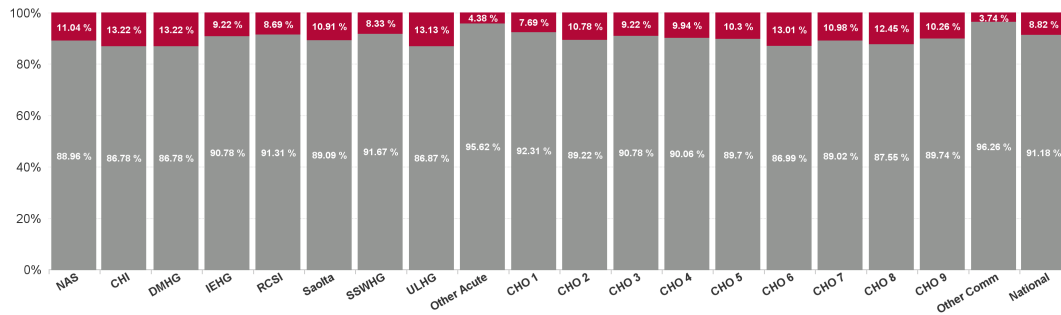
August 2024

Health Service Absence Rate - by HG, CHO/Care Group & Staff Category : Aug 2024	Certified absence	Self-certified absence	Non Covid-19 absence	Covid-19 absence	Total absence rate	Medical & Dental	Nursing & Midwifery	Health & Social Care Professionals	Management & Administrative	General Support	Patient & Client Care
<b>Total</b>	5.11%	0.53%	5.64%	0.66%	6.30%	1.84%	6.85%	5.26%	5.62%	8.27%	8.41%
National Ambulance Service	6.84%	0.80%	7.64%	0.95%	8.59%	0.00%	1.71%	1.56%	4.13%	0.00%	9.18%
Children's Health Ireland	4.21%	0.51%	4.72%	0.72%	5.44%	1.65%	6.01%	6.41%	5.11%	9.04%	8.73%
Dublin Midlands Hospital Group	4.29%	0.69%	4.99%	0.76%	5.75%	1.51%	6.10%	4.78%	6.26%	6.88%	9.47%
Ireland East Hospital Group	4.18%	0.46%	4.64%	0.47%	5.12%	1.21%	5.29%	4.77%	5.72%	8.04%	6.89%
RCSI Hospitals Group	4.13%	0.50%	4.63%	0.44%	5.07%	1.23%	5.34%	3.80%	5.87%	7.81%	8.09%
University of Limerick Hospital Group	6.11%	0.62%	6.72%	1.02%	7.74%	1.91%	8.23%	5.62%	8.60%	10.92%	10.14%
Saolta University Hospital Care Group	5.87%	0.57%	6.44%	0.79%	7.23%	1.82%	8.47%	6.88%	6.99%	9.52%	10.39%
South/South West Hospital Group	4.96%	0.67%	5.63%	0.51%	6.15%	1.41%	7.21%	5.70%	5.21%	7.88%	10.08%
Other Acute Services	4.62%	0.09%	4.71%	0.22%	4.93%	0.00%	13.90%	0.91%	4.03%		
<b>Acute Services</b>	<b>4.75%</b>	<b>0.58%</b>	<b>5.33%</b>	<b>0.63%</b>	<b>5.97%</b>	<b>1.47%</b>	<b>6.44%</b>	<b>5.09%</b>	<b>6.10%</b>	<b>8.36%</b>	<b>9.04%</b>
CHO 1	7.62%	0.54%	8.16%	0.88%	8.84%	1.50%	9.69%	6.63%	6.77%	10.09%	10.24%
CHO 2	6.09%	0.44%	6.53%	0.79%	7.32%	3.71%	8.13%	5.88%	6.95%	6.70%	8.10%
CHO 3	5.92%	0.42%	6.34%	0.64%	6.98%	3.37%	7.48%	4.79%	7.85%	6.72%	7.59%
CHO 4	5.70%	0.65%	6.35%	0.70%	7.06%	3.22%	7.99%	6.19%	3.96%	10.94%	7.72%
CHO 5	6.82%	0.54%	7.36%	0.84%	8.20%	5.27%	9.10%	7.47%	7.61%	8.97%	8.08%
CHO 6	4.67%	0.46%	5.13%	0.77%	5.90%	2.64%	6.28%	4.98%	6.39%	6.27%	6.74%
CHO 7	5.55%	0.55%	6.10%	0.75%	6.85%	3.72%	7.00%	5.23%	6.59%	8.57%	7.94%
CHO 8	5.73%	0.44%	6.17%	0.88%	7.05%	3.40%	7.99%	4.51%	5.89%	9.05%	8.24%
CHO 9	4.86%	0.42%	5.29%	0.60%	5.89%	3.63%	5.51%	4.87%	5.99%	7.24%	7.59%
Other Community Services	3.37%	0.61%	3.98%	0.15%	4.13%	5.87%	4.81%	2.94%	2.86%	5.96%	4.84%
<b>Community Services</b>	<b>5.82%</b>	<b>0.50%</b>	<b>6.33%</b>	<b>0.73%</b>	<b>7.05%</b>	<b>3.44%</b>	<b>7.66%</b>	<b>5.43%</b>	<b>6.18%</b>	<b>8.31%</b>	<b>8.06%</b>
<b>National Services &amp; Central Functions</b>	<b>3.43%</b>	<b>0.21%</b>	<b>3.65%</b>	<b>0.36%</b>	<b>4.01%</b>	<b>4.49%</b>	<b>6.55%</b>	<b>5.17%</b>	<b>3.50%</b>	<b>6.07%</b>	<b>0.77%</b>

Total Absence Rate



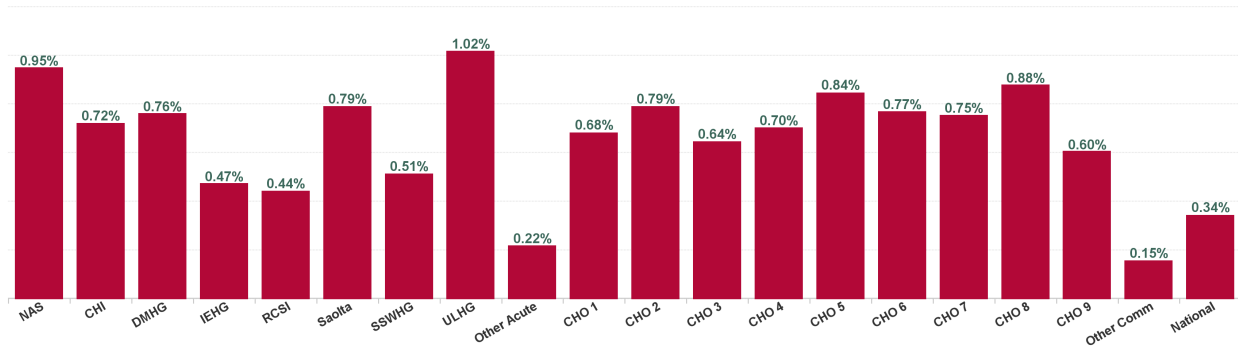
% of Absence Non Covid-19 / Covid-19



## August 2024

Health Service Absence Rate - by HG, CHO/Care Group & Staff Category : Aug 2024	Non Covid-19 absence	Covid-19 absence	Total absence rate	Medical & Dental	Nursing & Midwifery	Health & Social Care Professionals	Management & Administrative	General Support	Patient & Client Care
<b>Total</b>	<b>5.64%</b>	<b>0.66%</b>	<b>6.30%</b>	<b>0.19%</b>	<b>0.74%</b>	<b>0.65%</b>	<b>0.52%</b>	<b>0.77%</b>	<b>0.86%</b>
National Ambulance Service	7.64%	0.95%	8.59%	0.00%	0.00%	0.38%	0.76%	0.00%	0.98%
Children's Health Ireland	4.72%	0.72%	5.44%	0.30%	0.72%	1.20%	0.50%	1.10%	1.22%
Dublin Midlands Hospital Group	4.99%	0.76%	5.75%	0.16%	0.93%	0.75%	0.62%	0.96%	1.01%
Ireland East Hospital Group	4.64%	0.47%	5.12%	0.11%	0.46%	0.59%	0.44%	0.75%	0.69%
RCSI Hospitals Group	4.63%	0.44%	5.07%	0.12%	0.45%	0.41%	0.47%	0.44%	0.91%
University of Limerick Hospital Group	6.72%	1.02%	7.74%	0.11%	1.08%	0.96%	1.00%	1.82%	0.95%
Saolta University Hospital Care Group	6.44%	0.79%	7.23%	0.17%	1.05%	0.85%	0.81%	0.94%	0.62%
South/South West Hospital Group	5.63%	0.51%	6.15%	0.14%	0.52%	0.66%	0.62%	0.34%	1.17%
Other Acute Services	4.71%	0.22%	4.93%	0.00%	0.00%	0.00%	0.33%		
<b>Acute Services</b>	<b>5.33%</b>	<b>0.63%</b>	<b>5.97%</b>	<b>0.15%</b>	<b>0.70%</b>	<b>0.69%</b>	<b>0.60%</b>	<b>0.80%</b>	<b>0.91%</b>
CHO 1	8.16%	0.68%	8.84%	0.29%	0.70%	0.28%	0.61%	0.44%	0.90%
CHO 2	6.53%	0.79%	7.32%	0.50%	1.13%	0.48%	0.64%	0.77%	0.75%
CHO 3	6.34%	0.64%	6.98%	0.09%	0.80%	0.71%	0.61%	0.79%	0.51%
CHO 4	6.35%	0.70%	7.06%	0.09%	0.68%	0.59%	0.42%	1.31%	0.87%
CHO 5	7.36%	0.84%	8.20%	0.89%	1.00%	1.08%	0.52%	0.73%	0.73%
CHO 6	5.13%	0.77%	5.90%	0.31%	0.89%	0.74%	0.62%	0.77%	0.86%
CHO 7	6.10%	0.75%	6.85%	0.25%	0.84%	0.53%	0.67%	0.71%	0.92%
CHO 8	6.17%	0.88%	7.05%	0.22%	0.91%	0.94%	0.42%	0.87%	1.08%
CHO 9	5.29%	0.60%	5.89%	0.69%	0.62%	0.46%	0.52%	0.50%	0.82%
Other Community Services	3.98%	0.15%	4.13%	0.00%	0.17%	0.00%	0.29%	0.00%	0.00%
<b>Community Services</b>	<b>6.33%</b>	<b>0.73%</b>	<b>7.05%</b>	<b>0.36%</b>	<b>0.81%</b>	<b>0.62%</b>	<b>0.54%</b>	<b>0.74%</b>	<b>0.83%</b>
<b>National Services &amp; Central Functions</b>	<b>3.65%</b>	<b>0.36%</b>	<b>4.01%</b>	<b>0.88%</b>	<b>1.02%</b>	<b>0.43%</b>	<b>0.30%</b>	<b>0.26%</b>	<b>0.00%</b>

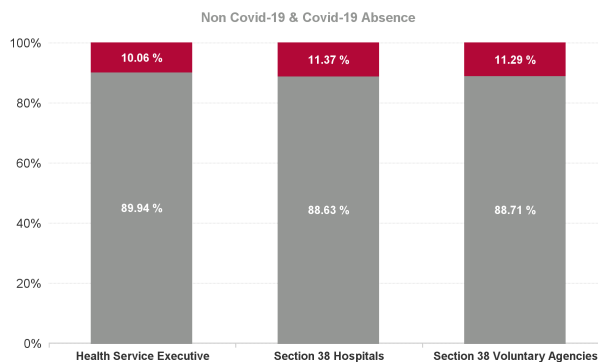
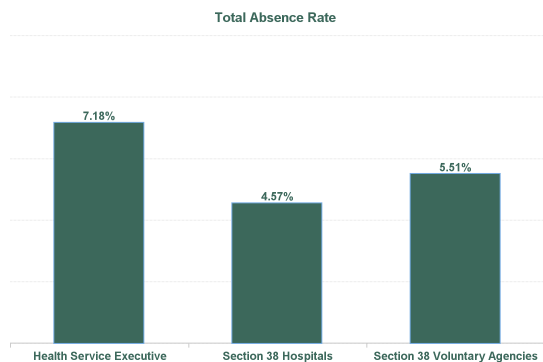
Total Covid Absence Rate



August 2024

Health Service Absence Rate - by Admin : Aug 2024	Certified absence	Self-certified absence	Non Covid-19 absence	Covid-19 absence	Total absence rate
<b>Total</b>	5.11%	0.53%	5.64%	0.66%	6.30%
Acute Hospital Services	5.64%	0.61%	6.25%	0.71%	6.96%
Community Health & Wellbeing	5.34%	0.35%	5.69%	0.80%	6.49%
Primary Care	5.69%	0.35%	6.05%	0.66%	6.71%
Disabilities	7.49%	0.62%	8.11%	0.57%	8.68%
Mental Health	5.70%	0.53%	6.22%	0.75%	6.97%
Older People	8.25%	0.66%	8.90%	1.07%	9.98%
CHO Operations	5.19%	0.29%	5.48%	0.41%	5.89%
Health & Wellbeing	6.73%	0.49%	7.21%	1.03%	8.24%
Corporate Centre	3.28%	0.19%	3.47%	0.28%	3.76%
National Services and Schemes	5.88%	0.65%	6.52%	0.86%	7.38%
<b>Health Service Executive</b>	<b>5.91%</b>	<b>0.55%</b>	<b>6.46%</b>	<b>0.72%</b>	<b>7.18%</b>
Acute Hospital Services	3.52%	0.53%	4.05%	0.52%	4.57%
<b>Section 38 Hospitals</b>	<b>3.52%</b>	<b>0.53%</b>	<b>4.05%</b>	<b>0.52%</b>	<b>4.57%</b>
<b>Section 38 Voluntary Agencies</b>	<b>4.41%</b>	<b>0.48%</b>	<b>4.89%</b>	<b>0.62%</b>	<b>5.51%</b>

Medical & Dental	Nursing & Midwifery	Health & Social Care Professionals	Management & Administrative	General Support	Patient & Client Care
1.84%	6.85%	5.26%	5.62%	8.27%	8.41%
1.66%	7.64%	6.02%	7.25%	9.79%	10.49%
	3.23%	3.14%	5.71%		7.59%
4.70%	7.91%	5.71%	6.67%	6.72%	7.99%
0.00%	9.01%	6.18%	6.59%	7.19%	9.92%
2.64%	7.45%	6.47%	6.95%	8.21%	8.64%
1.32%	9.45%	6.64%	6.51%	11.21%	11.32%
0.00%	6.21%	3.70%	6.29%	3.05%	
50.00%	0.00%	10.75%	6.44%	0.00%	0.00%
4.09%	6.64%	4.94%	3.31%	5.79%	0.91%
0.00%	1.71%	4.16%	4.22%	11.45%	9.18%
<b>2.16%</b>	<b>7.88%</b>	<b>5.92%</b>	<b>5.94%</b>	<b>9.39%</b>	<b>10.12%</b>
1.22%	4.97%	4.18%	5.01%	6.33%	6.69%
<b>1.22%</b>	<b>4.97%</b>	<b>4.18%</b>	<b>5.01%</b>	<b>6.33%</b>	<b>6.69%</b>
2.70%	5.75%	4.85%	4.46%	6.87%	5.87%





### Staff Category Trend

Year / Month	Certified absence	Self-certified absence	Non Covid-19 absence	Covid-19 absence	Total absence rate	Medical & Dental	Nursing & Midwifery	Health & Social Care Professionals	Management & Administrative	General Support	Patient & Client Care
Aug 2024	5.11%	0.53%	5.64%	0.66%	6.30%	1.84%	6.85%	5.26%	5.62%	8.27%	8.41%
Jul 2024	5.18%	0.57%	5.75%	0.96%	6.71%	1.65%	7.31%	5.60%	5.93%	8.68%	9.21%
Jun 2024	5.08%	0.62%	5.70%	0.74%	6.44%	1.98%	6.93%	5.25%	5.52%	8.35%	8.58%
May 2024	4.85%	0.60%	5.45%	0.31%	5.76%	1.71%	6.36%	4.59%	4.83%	7.58%	7.78%
Apr 2024	4.78%	0.61%	5.40%	0.22%	5.62%	1.61%	6.18%	4.62%	4.64%	7.42%	7.62%
Mar 2024	4.89%	0.62%	5.51%	0.24%	5.75%	1.73%	6.36%	4.62%	4.91%	7.46%	7.58%
Feb 2024	4.86%	0.63%	5.50%	0.33%	5.83%	1.70%	6.42%	4.77%	5.04%	7.39%	7.77%
Jan 2024	5.15%	0.74%	5.88%	0.65%	6.53%	1.62%	7.25%	5.50%	5.85%	8.32%	8.55%
<b>2024</b>	<b>4.99%</b>	<b>0.62%</b>	<b>5.60%</b>	<b>0.51%</b>	<b>6.12%</b>	<b>1.72%</b>	<b>6.71%</b>	<b>5.03%</b>	<b>5.29%</b>	<b>7.94%</b>	<b>8.19%</b>
Dec 2023	4.91%	0.77%	5.69%	0.66%	6.35%	1.65%	7.05%	5.59%	5.55%	7.48%	8.25%
Nov 2023	4.66%	0.65%	5.31%	0.45%	5.76%	1.58%	6.47%	4.73%	4.86%	7.35%	7.76%
Oct 2023	4.58%	0.67%	5.25%	0.56%	5.82%	1.62%	6.54%	4.72%	5.00%	7.76%	7.54%
Sep 2023	4.49%	0.60%	5.09%	0.74%	5.82%	1.54%	6.66%	4.79%	4.83%	7.34%	7.73%
Aug 2023	4.62%	0.60%	5.22%	0.76%	5.98%	1.49%	6.78%	4.81%	4.88%	7.66%	8.09%
Jul 2023	4.33%	0.55%	4.88%	0.39%	5.28%	1.35%	6.07%	4.12%	4.18%	6.94%	7.05%
Jun 2023	4.45%	0.54%	4.99%	0.33%	5.32%	1.55%	6.04%	4.14%	4.30%	6.84%	7.00%
May 2023	4.36%	0.55%	4.91%	0.45%	5.36%	1.47%	6.20%	4.33%	4.25%	6.66%	7.09%
Apr 2023	4.29%	0.57%	4.86%	0.48%	5.34%	1.49%	6.21%	4.09%	4.25%	6.53%	7.07%
Mar 2023	4.30%	0.62%	4.93%	0.53%	5.46%	1.67%	6.02%	4.49%	4.57%	7.12%	7.28%
Feb 2023	4.21%	0.58%	4.80%	0.45%	5.24%	1.41%	5.99%	4.05%	4.43%	6.78%	6.79%
Jan 2023	4.85%	0.67%	5.52%	0.81%	6.33%	1.51%	7.33%	4.97%	5.21%	8.07%	8.17%
<b>2023</b>	<b>4.51%</b>	<b>0.62%</b>	<b>5.12%</b>	<b>0.55%</b>	<b>5.68%</b>	<b>1.53%</b>	<b>6.45%</b>	<b>4.57%</b>	<b>4.70%</b>	<b>7.22%</b>	<b>7.49%</b>
Dec 2022	5.20%	0.87%	6.07%	1.23%	7.30%	2.05%	8.33%	6.01%	6.30%	8.81%	9.15%
Nov 2022	4.40%	0.69%	5.09%	0.74%	5.83%	1.75%	6.61%	4.48%	4.88%	7.55%	7.74%
Oct 2022	4.52%	0.65%	5.17%	0.80%	5.97%	1.82%	6.60%	4.75%	4.85%	7.70%	7.92%
Sep 2022	4.45%	0.61%	5.06%	0.70%	5.75%	1.58%	6.63%	4.30%	4.38%	7.59%	7.82%
Aug 2022	4.49%	0.54%	5.02%	0.81%	5.84%	1.70%	6.61%	4.50%	4.54%	7.56%	7.94%
Jul 2022	4.59%	0.57%	5.16%	1.91%	7.07%	1.99%	7.95%	5.58%	5.54%	8.76%	9.52%
Jun 2022	4.38%	0.62%	4.99%	1.92%	6.91%	2.12%	8.02%	5.71%	5.57%	8.72%	8.52%
May 2022	4.14%	0.60%	4.74%	1.03%	5.77%	1.69%	6.61%	4.37%	4.50%	7.25%	7.87%
Apr 2022	4.36%	0.58%	4.93%	2.53%	7.46%	2.28%	8.73%	5.97%	5.66%	9.20%	9.64%
Mar 2022	4.34%	0.59%	4.93%	4.75%	9.68%	3.45%	11.70%	8.60%	7.95%	10.26%	11.35%
Feb 2022	4.01%	0.54%	4.55%	3.23%	7.78%	2.71%	9.37%	6.80%	5.96%	9.18%	9.24%
Jan 2022	3.94%	0.46%	4.40%	5.37%	9.77%	3.11%	11.35%	8.17%	7.93%	12.13%	11.91%
<b>2022</b>	<b>4.40%</b>	<b>0.61%</b>	<b>5.01%</b>	<b>2.09%</b>	<b>7.10%</b>	<b>2.18%</b>	<b>8.21%</b>	<b>5.76%</b>	<b>5.67%</b>	<b>8.72%</b>	<b>9.06%</b>
Dec 2021	4.38%	0.55%	4.93%	3.00%	7.94%	2.57%	9.21%	6.79%	6.54%	9.62%	9.69%
Nov 2021	4.60%	0.72%	5.32%	2.34%	7.66%	2.43%	8.55%	6.63%	6.80%	9.62%	9.48%
Oct 2021	4.47%	0.61%	5.08%	1.48%	6.55%	2.27%	7.38%	5.41%	5.38%	8.32%	8.25%
Sep 2021	4.27%	0.52%	4.78%	1.07%	5.85%	2.01%	6.76%	4.45%	4.65%	7.46%	7.64%
Aug 2021	4.22%	0.49%	4.70%	1.09%	5.79%	1.85%	6.65%	4.40%	4.62%	6.91%	7.77%
Jul 2021	3.95%	0.45%	4.41%	0.71%	5.12%	1.34%	5.81%	3.92%	4.11%	6.51%	6.87%
Jun 2021	3.70%	0.45%	4.16%	0.56%	4.72%	1.25%	5.45%	3.51%	3.55%	6.05%	6.44%
May 2021	3.37%	0.39%	3.76%	0.62%	4.38%	1.15%	5.05%	3.23%	3.33%	5.57%	5.96%
Apr 2021	3.41%	0.36%	3.77%	0.79%	4.56%	1.34%	5.36%	3.31%	3.33%	5.80%	6.26%
Mar 2021	3.46%	0.39%	3.85%	1.05%	4.90%	1.36%	5.77%	3.72%	3.58%	6.10%	6.64%
Feb 2021	3.76%	0.49%	4.25%	2.17%	6.42%	1.82%	7.59%	4.50%	4.58%	7.92%	8.98%
Jan 2021	3.91%	0.38%	4.29%	5.05%	9.34%	4.34%	11.48%	6.27%	6.46%	11.28%	11.69%
<b>2021</b>	<b>3.96%</b>	<b>0.49%</b>	<b>4.45%</b>	<b>1.66%</b>	<b>6.11%</b>	<b>1.98%</b>	<b>7.10%</b>	<b>4.69%</b>	<b>4.76%</b>	<b>7.61%</b>	<b>7.99%</b>

**Staff Category Trend (Covid-19)**

Year / Month	Certified absence	Self-certified absence	Non Covid-19 absence	Covid-19 absence	Total absence rate	Medical & Dental	Nursing & Midwifery	Health & Social Care Professionals	Management & Administrative	General Support	Patient & Client Care
Aug 2024	5.11%	0.53%	5.64%	0.66%	6.30%	0.19%	0.74%	0.65%	0.52%	0.77%	0.86%
Jul 2024	5.18%	0.57%	5.75%	0.96%	6.71%	0.23%	1.08%	0.99%	0.85%	1.10%	1.18%
Jun 2024	5.08%	0.62%	5.70%	0.74%	6.44%	0.26%	0.87%	0.73%	0.56%	0.81%	0.88%
May 2024	4.85%	0.60%	5.45%	0.31%	5.76%	0.09%	0.41%	0.27%	0.20%	0.32%	0.38%
Apr 2024	4.78%	0.61%	5.40%	0.22%	5.62%	0.08%	0.28%	0.17%	0.10%	0.23%	0.32%
Mar 2024	4.89%	0.62%	5.51%	0.24%	5.75%	0.09%	0.28%	0.16%	0.15%	0.32%	0.34%
Feb 2024	4.86%	0.63%	5.50%	0.33%	5.83%	0.11%	0.39%	0.24%	0.23%	0.39%	0.48%
Jan 2024	5.15%	0.74%	5.88%	0.65%	6.53%	0.19%	0.71%	0.61%	0.52%	0.78%	0.86%
<b>2024</b>	<b>4.99%</b>	<b>0.62%</b>	<b>5.60%</b>	<b>0.51%</b>	<b>6.12%</b>	<b>0.15%</b>	<b>0.59%</b>	<b>0.47%</b>	<b>0.39%</b>	<b>0.59%</b>	<b>0.66%</b>
Dec 2023	4.91%	0.77%	5.69%	0.66%	6.35%	0.20%	0.77%	0.61%	0.53%	0.81%	0.81%
Nov 2023	4.66%	0.65%	5.31%	0.45%	5.76%	0.15%	0.53%	0.36%	0.32%	0.59%	0.59%
Oct 2023	4.58%	0.67%	5.25%	0.56%	5.82%	0.20%	0.62%	0.50%	0.45%	0.74%	0.73%
Sep 2023	4.49%	0.60%	5.09%	0.74%	5.82%	0.23%	0.87%	0.66%	0.58%	0.80%	0.96%
Aug 2023	4.62%	0.60%	5.22%	0.76%	5.98%	0.27%	0.87%	0.66%	0.61%	0.81%	1.02%
Jul 2023	4.33%	0.55%	4.88%	0.39%	5.28%	0.12%	0.48%	0.30%	0.25%	0.39%	0.57%
Jun 2023	4.45%	0.54%	4.99%	0.33%	5.32%	0.11%	0.40%	0.26%	0.20%	0.36%	0.46%
May 2023	4.36%	0.55%	4.91%	0.45%	5.36%	0.17%	0.55%	0.36%	0.30%	0.48%	0.60%
Apr 2023	4.29%	0.57%	4.86%	0.48%	5.34%	0.11%	0.62%	0.36%	0.30%	0.51%	0.65%
Mar 2023	4.30%	0.62%	4.93%	0.53%	5.46%	0.16%	0.62%	0.45%	0.39%	0.62%	0.72%
Feb 2023	4.21%	0.58%	4.80%	0.45%	5.24%	0.13%	0.54%	0.40%	0.31%	0.48%	0.57%
Jan 2023	4.85%	0.67%	5.52%	0.81%	6.33%	0.21%	1.00%	0.70%	0.54%	0.85%	1.05%
<b>2023</b>	<b>4.51%</b>	<b>0.62%</b>	<b>5.12%</b>	<b>0.55%</b>	<b>5.68%</b>	<b>0.17%</b>	<b>0.66%</b>	<b>0.47%</b>	<b>0.40%</b>	<b>0.62%</b>	<b>0.73%</b>
Dec 2022	5.20%	0.87%	6.07%	1.23%	7.30%	0.42%	1.46%	1.14%	1.01%	1.28%	1.45%
Nov 2022	4.40%	0.69%	5.09%	0.74%	5.83%	0.30%	0.89%	0.61%	0.49%	0.88%	0.97%
Oct 2022	4.52%	0.65%	5.17%	0.80%	5.97%	0.32%	0.96%	0.63%	0.53%	0.85%	1.08%
Sep 2022	4.45%	0.61%	5.06%	0.70%	5.75%	0.24%	0.90%	0.53%	0.46%	0.72%	0.91%
Aug 2022	4.49%	0.54%	5.02%	0.81%	5.84%	0.35%	0.99%	0.75%	0.56%	0.79%	1.03%
Jul 2022	4.59%	0.57%	5.16%	1.91%	7.07%	0.72%	2.18%	1.90%	1.58%	1.89%	2.29%
Jun 2022	4.38%	0.62%	4.99%	1.92%	6.91%	0.71%	2.35%	1.92%	1.56%	2.04%	2.00%
May 2022	4.14%	0.60%	4.74%	1.03%	5.77%	0.36%	1.23%	0.87%	0.76%	1.15%	1.30%
Apr 2022	4.36%	0.58%	4.93%	2.53%	7.46%	0.94%	3.08%	2.28%	1.78%	2.68%	3.07%
Mar 2022	4.34%	0.59%	4.93%	4.75%	9.68%	2.12%	5.95%	4.73%	3.80%	4.36%	5.02%
Feb 2022	4.01%	0.54%	4.55%	3.23%	7.78%	1.52%	4.08%	3.29%	2.24%	3.25%	3.38%
Jan 2022	3.94%	0.46%	4.40%	5.37%	9.77%	2.03%	6.30%	4.81%	4.40%	6.43%	6.13%
<b>2022</b>	<b>4.40%</b>	<b>0.61%</b>	<b>5.01%</b>	<b>2.09%</b>	<b>7.10%</b>	<b>0.83%</b>	<b>2.53%</b>	<b>1.95%</b>	<b>1.60%</b>	<b>2.20%</b>	<b>2.40%</b>
Dec 2021	4.38%	0.55%	4.93%	3.00%	7.94%	1.32%	3.61%	2.93%	2.27%	3.43%	3.27%
Nov 2021	4.60%	0.72%	5.32%	2.34%	7.66%	1.00%	2.47%	2.41%	2.09%	2.94%	2.70%
Oct 2021	4.47%	0.61%	5.08%	1.48%	6.55%	0.84%	1.68%	1.35%	1.07%	1.89%	1.68%
Sep 2021	4.27%	0.52%	4.78%	1.07%	5.85%	0.51%	1.25%	0.88%	0.76%	1.42%	1.30%
Aug 2021	4.22%	0.49%	4.70%	1.09%	5.79%	0.65%	1.37%	0.87%	0.74%	1.07%	1.26%
Jul 2021	3.95%	0.45%	4.41%	0.71%	5.12%	0.24%	1.01%	0.47%	0.44%	0.72%	0.82%
Jun 2021	3.70%	0.45%	4.16%	0.56%	4.72%	0.15%	0.76%	0.34%	0.27%	0.61%	0.79%
May 2021	3.37%	0.39%	3.76%	0.62%	4.38%	0.15%	0.84%	0.41%	0.28%	0.66%	0.88%
Apr 2021	3.41%	0.36%	3.77%	0.79%	4.56%	0.23%	1.04%	0.50%	0.38%	0.96%	1.11%
Mar 2021	3.46%	0.39%	3.85%	1.05%	4.90%	0.31%	1.41%	0.66%	0.55%	1.20%	1.43%
Feb 2021	3.76%	0.49%	4.25%	2.17%	6.42%	0.69%	2.76%	1.30%	1.16%	2.53%	3.20%
Jan 2021	3.91%	0.38%	4.29%	5.05%	9.34%	3.19%	6.51%	3.05%	3.03%	6.10%	6.01%
<b>2021</b>	<b>3.96%</b>	<b>0.49%</b>	<b>4.45%</b>	<b>1.66%</b>	<b>6.11%</b>	<b>0.77%</b>	<b>2.06%</b>	<b>1.27%</b>	<b>1.09%</b>	<b>1.96%</b>	<b>2.04%</b>

Service Trend

Year / Month	Certified absence	Self-certified absence	Non Covid-19 absence	Covid-19 Absence	Total absence rate	Acute	Acute Services	CHWB	Mental Health	PC	Disabilities	Older People	CHO Ops	Community Services	National Services & Central Functions
Aug 2024	5.16%	0.54%	5.70%	0.67%	6.36%	5.89%	5.89%	6.49%	6.90%	6.65%	6.16%	9.48%	5.89%	7.05%	8.24%
Jul 2024	5.24%	0.58%	5.82%	0.97%	6.80%	6.23%	6.23%	7.18%	7.39%	7.07%	6.88%	10.11%	5.49%	7.60%	6.34%
Jun 2024	5.11%	0.63%	5.75%	0.76%	6.50%	6.14%	6.14%	6.29%	6.62%	6.65%	6.37%	9.27%	5.16%	7.00%	5.56%
May 2024	4.89%	0.61%	5.50%	0.32%	5.82%	5.38%	5.38%	7.82%	5.92%	6.11%	5.97%	8.51%	4.31%	6.44%	2.59%
Apr 2024	4.83%	0.62%	5.46%	0.23%	5.68%	5.25%	5.25%	5.49%	5.89%	5.78%	5.85%	8.47%	4.07%	6.29%	2.86%
Mar 2024	4.94%	0.63%	5.57%	0.24%	5.81%	5.41%	5.41%	5.32%	5.96%	6.04%	5.84%	8.43%	3.99%	6.35%	6.28%
Feb 2024	4.91%	0.65%	5.56%	0.34%	5.89%	5.46%	5.46%	5.70%	5.95%	6.16%	6.06%	8.41%	4.59%	6.46%	4.95%
Jan 2024	5.19%	0.76%	5.94%	0.66%	6.61%	6.21%	6.21%	6.74%	6.61%	6.65%	6.63%	9.64%	5.20%	7.17%	4.26%
2024	5.03%	0.63%	5.66%	0.52%	6.19%	5.75%	5.75%	6.40%	6.40%	6.38%	6.22%	9.05%	4.83%	6.79%	4.77%
Dec 2023	4.91%	0.79%	5.70%	0.68%	6.38%	5.93%	5.93%	8.37%	6.80%	6.60%	6.34%	9.09%	5.81%	7.01%	3.71%
Nov 2023	4.69%	0.67%	5.36%	0.46%	5.82%	5.40%	5.40%	4.00%	6.11%	5.45%	6.12%	8.54%	5.13%	6.39%	3.82%
Oct 2023	4.61%	0.69%	5.30%	0.58%	5.88%	5.57%	5.57%	4.80%	6.01%	5.44%	6.17%	7.96%	4.83%	6.29%	4.57%
Sep 2023	4.52%	0.62%	5.14%	0.76%	5.90%	5.56%	5.56%	5.10%	5.60%	5.51%	6.40%	8.21%	4.92%	6.36%	4.72%
Aug 2023	4.63%	0.61%	5.24%	0.76%	6.00%	5.64%	5.64%	5.09%	5.60%	5.56%	6.62%	8.66%	4.41%	6.52%	3.81%
Jul 2023	4.37%	0.56%	4.94%	0.40%	5.34%	5.11%	5.11%	4.17%	5.04%	4.99%	5.62%	7.35%	3.84%	5.67%	3.77%
Jun 2023	4.48%	0.54%	5.03%	0.34%	5.36%	5.09%	5.09%	4.41%	5.06%	4.86%	5.82%	7.44%	3.43%	5.72%	3.78%
May 2023	4.39%	0.56%	4.96%	0.46%	5.42%	5.17%	5.17%	4.40%	4.98%	4.94%	5.87%	7.59%	3.35%	5.76%	3.84%
Apr 2023	4.31%	0.58%	4.89%	0.49%	5.38%	5.10%	5.10%	4.15%	5.10%	5.00%	5.85%	7.37%	3.83%	5.77%	3.56%
Mar 2023	4.32%	0.64%	4.95%	0.54%	5.50%	5.25%	5.25%	3.63%	5.23%	5.02%	6.00%	7.41%	3.52%	5.85%	3.90%
Feb 2023	4.22%	0.59%	4.81%	0.46%	5.27%	4.97%	4.97%	4.93%	5.11%	5.21%	5.36%	7.59%	3.79%	5.66%	3.87%
Jan 2023	4.88%	0.69%	5.57%	0.83%	6.40%	6.01%	6.01%	4.07%	6.42%	6.18%	6.67%	9.14%	5.48%	6.94%	4.93%
2023	4.53%	0.63%	5.16%	0.56%	5.72%	5.41%	5.41%	4.68%	5.59%	5.39%	6.07%	8.03%	4.38%	6.16%	4.00%
Dec 2022	5.20%	0.88%	6.09%	1.25%	7.34%	7.22%	7.22%	6.40%	7.09%	6.65%	7.30%	9.35%	6.74%	7.52%	5.77%
Nov 2022	4.41%	0.71%	5.12%	0.75%	5.88%	5.69%	5.69%	2.99%	5.59%	5.47%	5.95%	8.13%	4.76%	6.15%	3.93%
Oct 2022	4.53%	0.66%	5.19%	0.82%	6.01%	5.74%	5.74%	4.10%	5.87%	5.67%	6.33%	8.03%	5.08%	6.40%	2.73%
Sep 2022	4.48%	0.62%	5.10%	0.72%	5.82%	5.58%	5.58%	3.24%	5.80%	5.11%	6.37%	7.55%	3.76%	6.17%	3.14%
Aug 2022	4.50%	0.55%	5.05%	0.83%	5.88%	5.55%	5.55%	3.87%	5.93%	5.62%	6.36%	7.83%	4.96%	6.36%	3.14%
Jul 2022	4.60%	0.58%	5.17%	1.93%	7.10%	6.72%	6.72%	5.50%	7.34%	6.78%	7.71%	9.05%	5.25%	7.67%	4.16%
Jun 2022	4.40%	0.63%	5.03%	1.95%	6.98%	6.93%	6.93%	7.21%	6.81%	6.07%	7.15%	8.64%	4.63%	7.09%	5.32%
May 2022	4.15%	0.62%	4.76%	1.05%	5.81%	5.68%	5.68%	4.64%	5.44%	5.08%	6.22%	7.55%	4.16%	6.03%	4.02%
Apr 2022	4.37%	0.58%	4.96%	2.58%	7.53%	7.27%	7.27%	6.32%	7.17%	6.54%	8.31%	9.90%	4.04%	7.95%	4.89%
Mar 2022	4.38%	0.60%	4.99%	4.85%	9.84%	9.89%	9.89%	9.18%	9.20%	9.20%	9.98%	11.30%	5.02%	9.87%	5.78%
Feb 2022	4.03%	0.55%	4.58%	3.30%	7.88%	8.05%	8.05%	6.51%	6.92%	6.81%	7.75%	9.95%		7.76%	4.20%
Jan 2022	3.96%	0.47%	4.43%	5.49%	9.91%	9.97%	9.97%	6.26%	9.56%	8.35%	9.99%	12.38%		9.98%	4.75%
2022	4.42%	0.62%	5.04%	2.13%	7.17%	7.02%	7.02%	5.31%	6.89%	6.46%	7.44%	9.13%	4.93%	7.41%	4.49%
Dec 2021	4.37%	0.56%	4.93%	3.07%	7.99%	8.09%	8.09%	4.00%	7.66%	6.80%	8.08%	9.50%		7.97%	3.79%
Nov 2021	4.60%	0.73%	5.33%	2.38%	7.71%	7.71%	7.71%	4.92%	7.33%	6.74%	8.05%	9.20%		7.80%	4.46%
Oct 2021	4.48%	0.62%	5.09%	1.50%	6.60%	6.64%	6.64%	4.82%	5.97%	5.76%	6.62%	8.23%		6.60%	4.13%
Sep 2021	4.27%	0.53%	4.80%	1.09%	5.88%	5.78%	5.78%	4.16%	5.52%	5.15%	6.12%	7.77%		6.08%	3.48%
Aug 2021	4.20%	0.49%	4.69%	1.11%	5.81%	5.75%	5.75%	5.73%	5.67%	4.70%	5.86%	7.73%		5.93%	3.68%
Jul 2021	3.96%	0.46%	4.42%	0.73%	5.15%	4.96%	4.96%	4.95%	4.75%	4.28%	5.54%	7.30%		5.43%	3.34%
Jun 2021	3.73%	0.46%	4.19%	0.57%	4.76%	4.54%	4.54%	5.63%	4.30%	4.09%	5.15%	6.96%		5.07%	3.21%
May 2021	3.39%	0.39%	3.78%	0.64%	4.42%	4.26%	4.26%	3.57%	3.75%	3.77%	4.96%	6.29%		4.69%	2.47%
Apr 2021	3.44%	0.37%	3.81%	0.81%	4.61%	4.43%	4.43%	4.15%	3.98%	3.62%	5.13%	6.92%		4.87%	3.79%
Mar 2021	3.49%	0.40%	3.89%	1.07%	4.96%	4.82%	4.82%	4.24%	4.53%	3.71%	5.48%	7.06%		5.18%	3.66%
Feb 2021	3.79%	0.50%	4.29%	2.23%	6.51%	6.32%	6.32%	4.30%	5.41%	4.71%	6.89%	10.78%		6.82%	4.02%
Jan 2021	3.96%	0.37%	4.33%	5.16%	9.49%	9.94%	9.94%	5.92%	7.76%	6.81%	9.40%	12.35%		9.05%	4.66%

Total Absence Rate

