

Understanding Risks to Patients in the Healthcare System

Detailed Breakdown of Incidents Reported in 2010 to the State Claims Agency

Contents

Chart 1: Incidents Reported by Type of Incident in 2010

Chart 2: Slips/Trips/Falls Incidents Reported in 2010

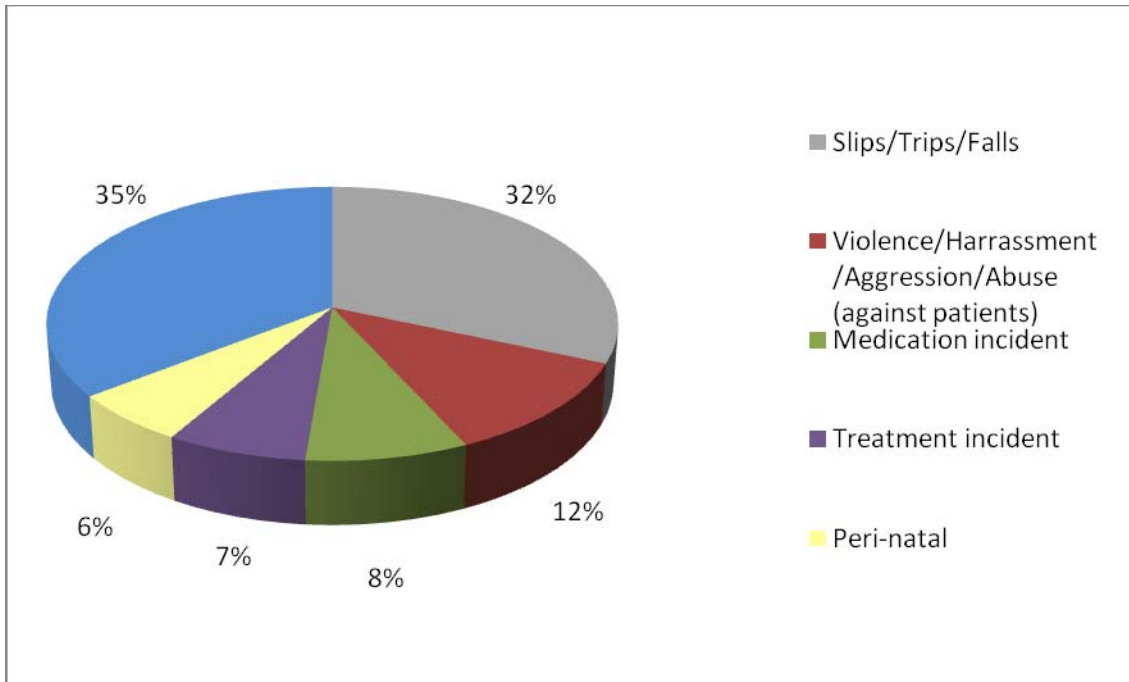
Chart 3: Medication Incidents Reported in 2010

Chart 4: Violence/Harassment/Aggression /Abuse (*against patients*) Incidents Reported in 2010

Chart 5: Peri-natal Events Incidents Reported in 2010

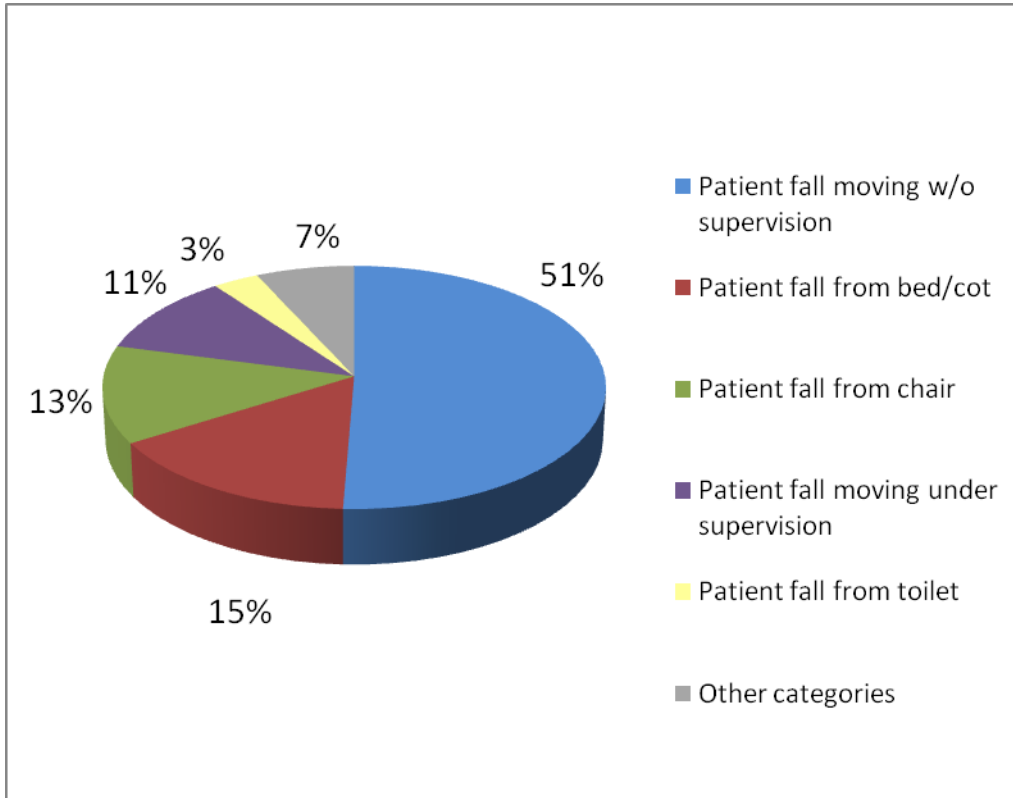
Chart 6: Treatment Incident Reported in 2010

Chart 1: Incidents Reported by Type of Incident in 2010



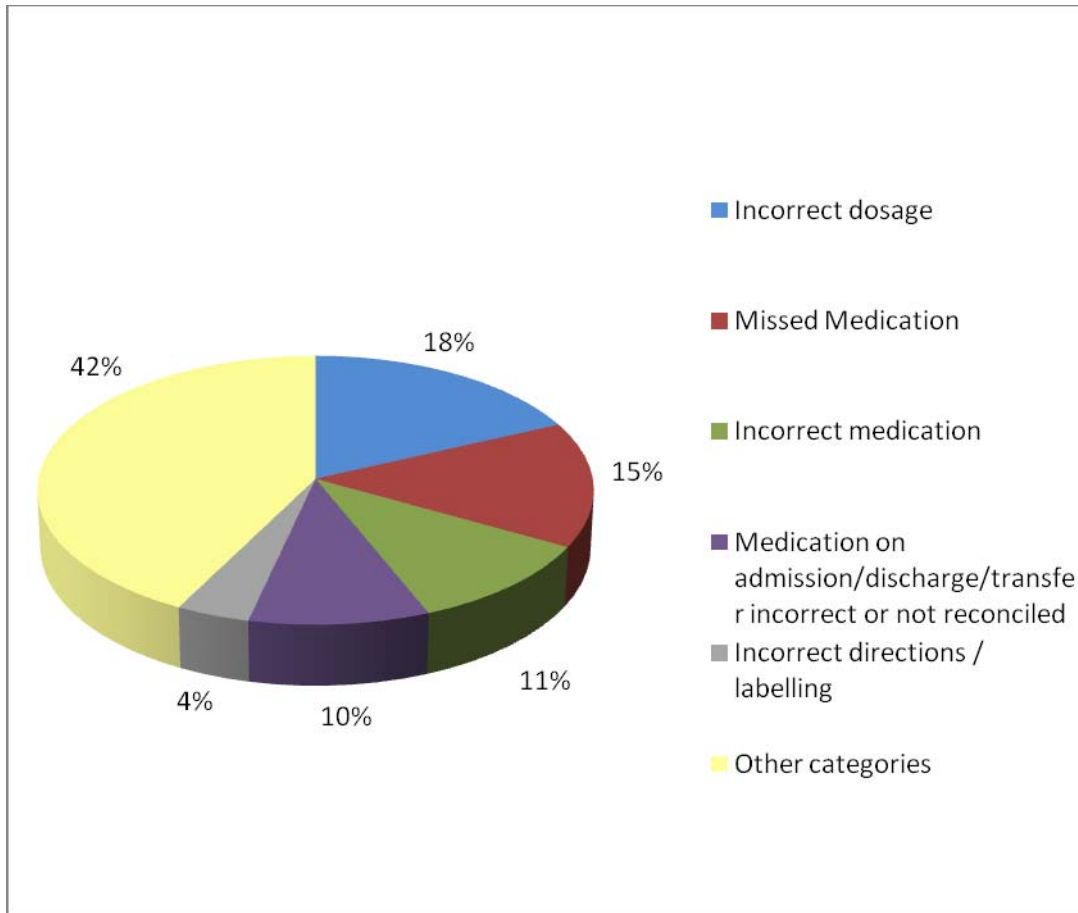
Incident Type (gen)	Count	PCCC	Acute
Slips/Trips/Falls	26,288	49%	51%
Violence/Harrassment/Aggression/Abuse (against patients)	9,690	90%	10%
Medication incident	6,882	26%	74%
Treatment incident	5,951	11%	89%
Peri-natal	5,068	1%	99%
Other Categories	29,604	42%	58%
Grand Totals:	83,483	44%	56%
Other Categories			
Records/Documentation Incident	4,314		
Absconson	3,221		
Self-Harm	2,518		
Infection control incident	2,189		
Unplanned events	1,977		
Unexplained Injury/Unknown Cause	1,774		
Equipment/Device Incident	1,701		
Peri-operative / peri-procedure incident	1,698		
Diagnosis incident	1,474		
Inappropriate Behaviour	1,321		
Blood transfusion incident	1,176		
Discharge incident	1,026		
Consent / confidentiality incidents	267		
Radiation Incident	74		
Not specified	4,874		
Total:	29,604		

Chart 2: Slips/Trips/Falls Incidents Reported in 2010



Incident Type (gen)	Count
Patient fall moving w/o supervision	13,314
Patient fall from bed/cot	4,065
Patient fall from chair	3,417
Patient fall moving under supervision	2,827
Patient fall from toilet	851
Other categories	1,814
Grand Total:	26,288

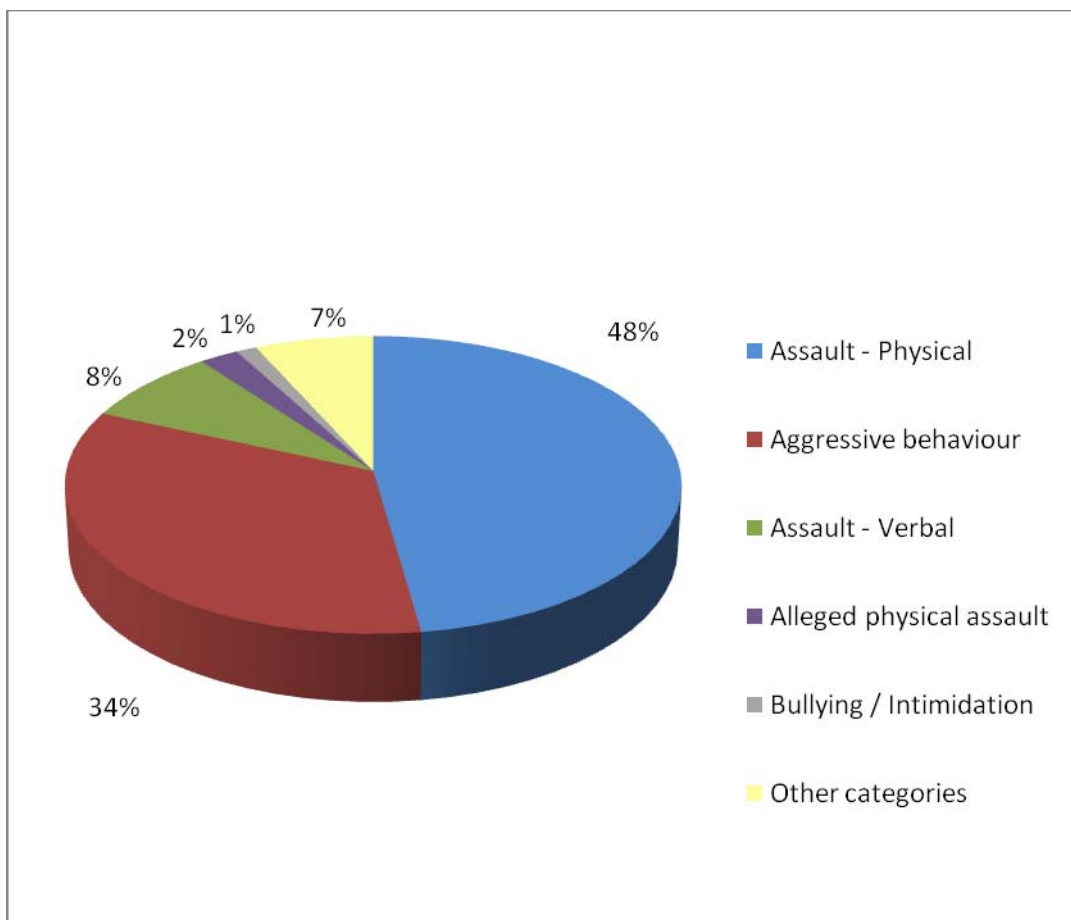
Chart 3: Medication Incidents Reported in 2010



Incident Type	Count
Incorrect dosage	1,245
Missed Medication	1,037
Incorrect medication	737
Medication on admission/discharge/transfer incorrect or not reconciled	668
Incorrect directions / labelling	273
Other categories	2922
Grand Total	6,882

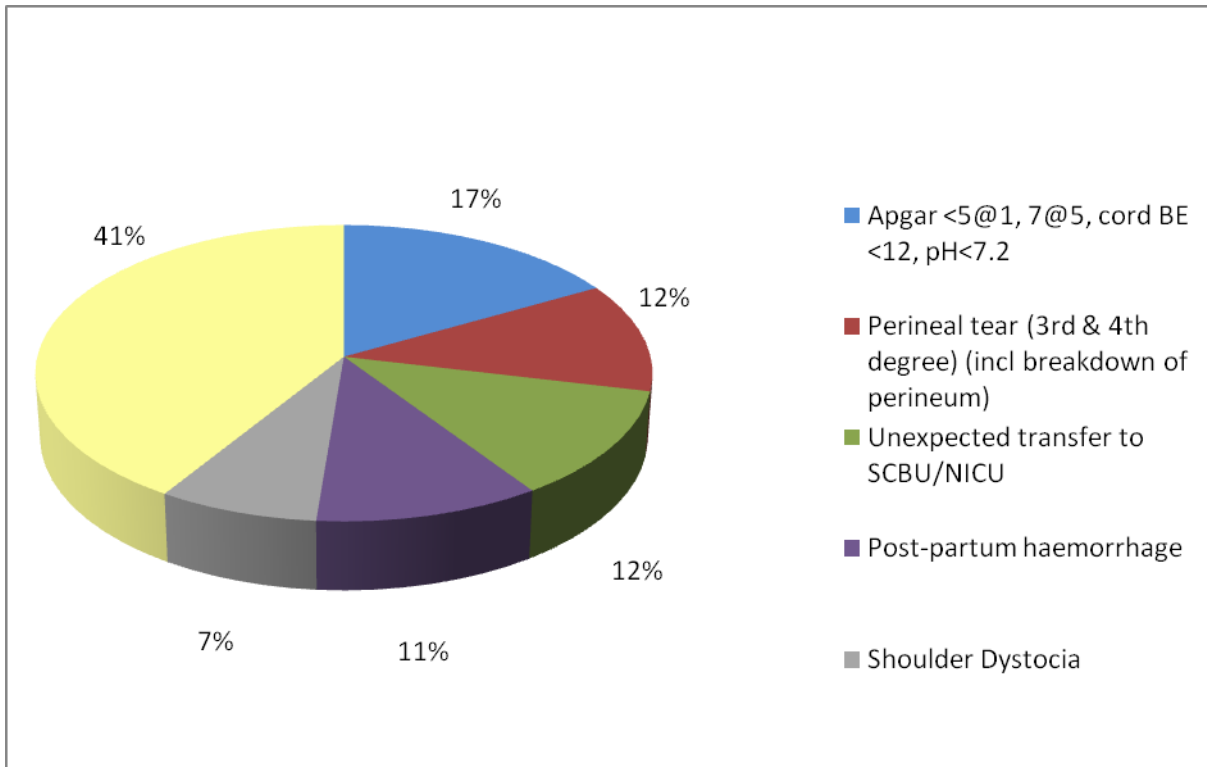
Chart 4: Violence/Harassment/Aggression /Abuse (against patients)

Incidents Reported in 2010



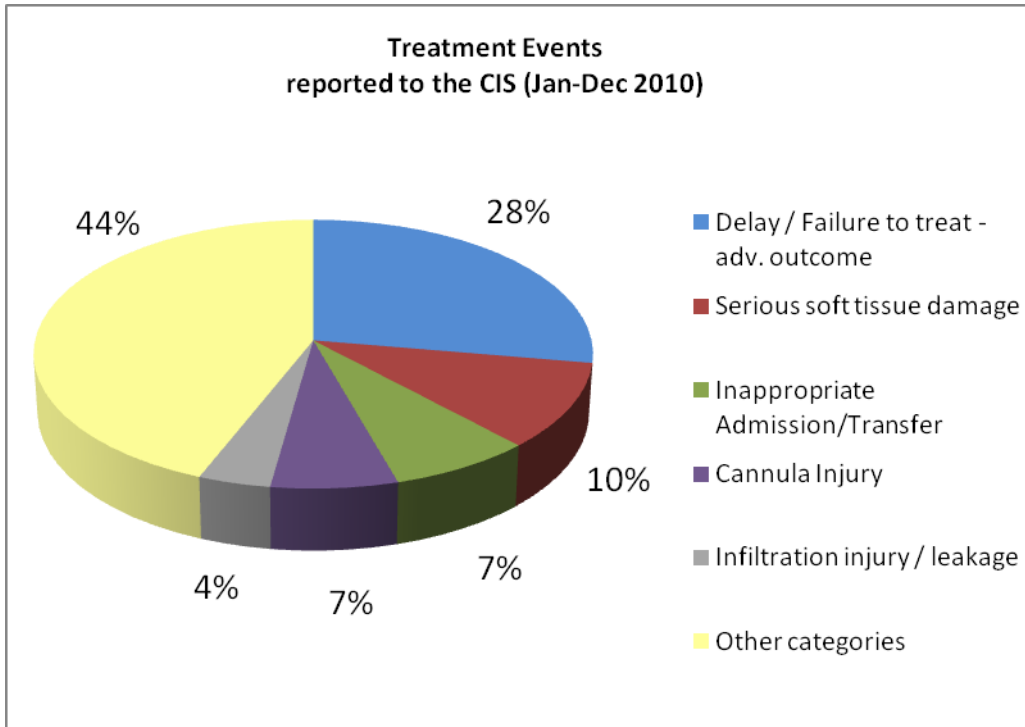
Incident Type	Count
Assault - Physical	4,625
Aggressive behaviour	3,283
Assault - Verbal	786
Alleged physical assault	220
Bullying / Intimidation	116
Other categories	660
Grand Total	9,690

Chart 5: Peri-natal Incidents reported in 2010



Incident Type	Count
Apgar <5@1, 7@5, cord BE <12, pH<7.2	849
Perineal tear (3rd & 4th degree) (incl breakdown of perineum)	606
Unexpected transfer to SCBU/NICU	602
Post-partum haemorrhage	542
Shoulder Dystocia	385
Other categories	2084
Grand Total	5068

Chart 6: Treatment Incidents Reported in 2010



Treatment events

Incident Type	Count
Delay / Failure to treat - adv. outcome	1,647
Serious soft tissue damage	617
Inappropriate Admission/Transfer	448
Cannula Injury	396
Infiltration injury / leakage	227
Other categories	2616
Grand Total	5,951