

End of Life Crochet Hearts




Midland Regional Hospital Tullamore



Abbreviations – UK Terms

ch	chain
dc	double crochet
htr	half treble
tr	treble crochet
dtr	double treble crochet
sl	slip stitch
rnd	round
sts	Stitches

Instructions – UK Terms




Start with a magic circle	
Rnd 1	ch2, 7htr, join with sl to top of first chain. Pull the circle tight. (8 sts)
	
Rnd 2	ch2, htr in first st, 2htr in next 2 sts, 2dc in next st, sl, 2htr in next 3 sts, join with sl to top of chain. (16 sts)
	
Rnd 3	ch2, htr in first st, 3dc, (htr, tr) in next st, 6dtr in next st, sl 2 sts, 6dtr in next st, (tr, htr) in next st, 3dc, htr, tr, join with sl to top of chain. (28 sts)
	
Rnd 4	ch1, 5dc, 2htr into the next 2 sts, 2tr in next 4 sts, htr, sl across previous 2 sl, htr, 2tr in next 4 sts, 2htr, 5dc, (htr, tr in next st, (tr, htr) in next st, join with sl to first ch1 st. (38 sts)
Cut yarn	

Abbreviations – US Terms

ch	chain
dc	double crochet
hdc	half treble
tr	treble crochet

sc	single crochet
sl	slip stitch
rnd	round
sts	stitches

Instructions – US Terms

Start with a magic circle	
Rnd 1	ch2, 7hdc, join with sl to top of first chain. Pull the circle tight. (8 sts)
	
Rnd 2	ch2, hdc in first st, 2hdc in next 2 sts, 2 tr in next st, sl, 2hdc in next 3 sts, join with sl to top of chain. (16 sts)
	
Rnd 3	ch2, hdc in first st, 3 sc, (hdc, dc) in next st, 6tr in next st, sl 2 sts, 6tr in next st, (dc, hdc) in next st, 3 sc, hdc, tdc, join with sl to top of chain. (28sts)
	
Rnd 4	ch1, 5sc, 2hdc, 2dc in next 4 sts, hdc, sl across previous 2 sl, hdc, 2dc in next 4 sts, 2 hdc, 5sc, (hdc, dc in next st, (dc, hdc) in next st, join with sl to first ch1 st. (38sts)
Cut yarn	

Finishing

Once you have your two pairs of heart place them together with the right sides facing outwards. That is place the smoother centres together. Join using dc/sc through both hearts stitches. Dc/sc around the edge.

Specification

The colour yarn used for the hearts is purple which is the colour of the end-of-life symbol, it is associated with nobility, solemnity and spirituality. The end-of-life symbol indicates that a person is dying or has died and appears on a number of end-of-life care resources currently in use in the hospital.



* King Cole double knitting wool was used in the crochet hearts in the picture but it is not a necessity to use this wool. Hearts in any shade of purple are accepted for this initiative.



If you have any queries relating to this initiative or have completed hearts to donate please contact DON office, Scott Building, Midland Regional Hospital Tullamore, Arden road, Tullamore, Co. Offaly.

Email: MRHT.PURPLEHEARTS@hse.ie