



Oifig an Stiúrthoir Cúnta,  
Cúram Priomhúil Rochtain agus Comhthathú,

Seomra 243, Ospidéal Dr Steevens,  
Lána Steevens, Baile Átha Cliath 8.  
D08 W2A8.

Office of the Assistant National Director, [www.hse.ie](http://www.hse.ie)  
Primary Care Access and Integration @hselive

Rm 243, Dr Steevens Hospital,  
Steevens Lane, Dublin 8. D08 W2A8.

T: 01 6352209/2682  
E: Primarycare.AI@hse.ie

30<sup>th</sup> October 2024

Deputy Smyth,  
Dáil Éireann,  
Leinster House,  
Kildare Street,  
Dublin 2.

**PQ 43628/24 To ask the Minister for Health the number of speech and language therapists working in the health service in June each year from 2016 to 2024, in tabular form; and if he will make a statement on the matter**

**- Niamh Smyth**

---

Dear Deputy Smyth,

The Health Service Executive (HSE) has been requested to reply directly to you in the context of the above Parliamentary Question (PQ 43628/24) which you submitted to the Minister for Health for response.

Detailed information on number of HSE staff grades is publicly available and can be found at <https://www.hse.ie/eng/staff/resources/our-workforce/workforce-reporting/> and also includes archived reports for previous years. I have attached the most recent copy of this report. For your convenience, I have also included below a link to the workforce reports by Health Region.

<https://www.hse.ie/eng/staff/resources/our-workforce/workforce-reporting/health-region.html>

Appendix 1 – Health Services Employment Report September 2024

I trust this is of assistance.

**Seán McArt**

General Manager  
Primary Care Access & Integration

# Health Sector Employment Report SEP 2024

## Employment Report Staff Group

| Employment by Staff Group SEP 2024            | WTE DEC 2019   | WTE DEC 2022   | WTE DEC 2023   | WTE AUG 2024   | WTE SEP 2024   | WTE Change 2023 | WTE Change 2024 | WTE Change AUG 2024 | WTE Change Dec 2022 to SEP 2024 | WTE Change Dec 2019 to SEP 2024 | % WTE Change Dec 2022 to SEP 2024 | No. SEP 2024   |
|---|----------------|----------------|----------------|----------------|----------------|-----------------|-----------------|---------------------|---------------------------------|---------------------------------|-----------------------------------|----------------|
| <b>Total Health Service</b>                   | <b>119,813</b> | <b>137,745</b> | <b>145,985</b> | <b>147,714</b> | <b>147,557</b> | <b>+8,239</b>   | <b>+1,572</b>   | <b>-157</b>         | <b>+9,811</b>                   | <b>+27,744</b>                  | <b>+7.1%</b>                      | <b>166,649</b> |
| Consultants                                   | 3,250          | 3,869          | 4,246          | 4,459          | 4,492          | +377            | +245            | +33                 | +622                            | +1,241                          | +16.1%                            | 4,868          |
| Registrars                                    | 3,681          | 4,353          | 4,640          | 4,879          | 4,911          | +287            | +271            | +31                 | +558                            | +1,230                          | +12.8%                            | 5,049          |
| SHO/ Interns                                  | 3,115          | 3,661          | 4,089          | 4,111          | 4,192          | +428            | +103            | +81                 | +531                            | +1,077                          | +14.5%                            | 4,254          |
| Medical/ Dental, other                        | 811            | 813            | 786            | 737            | 741            | -27             | -45             | +4                  | -72                             | -70                             | -8.9%                             | 1,110          |
| <b>Medical &amp; Dental</b>                   | <b>10,857</b>  | <b>12,697</b>  | <b>13,761</b>  | <b>14,187</b>  | <b>14,336</b>  | <b>+1,064</b>   | <b>+575</b>     | <b>+149</b>         | <b>+1,639</b>                   | <b>+3,479</b>                   | <b>+12.9%</b>                     | <b>15,281</b>  |
| Nurse/ Midwife Manager                        | 7,986          | 9,345          | 9,910          | 9,898          | 9,858          | +565            | -52             | -39                 | +513                            | +1,872                          | +5.5%                             | 10,703         |
| Nurse/ Midwife Specialist & AN/MP             | 1,993          | 2,974          | 3,580          | 3,802          | 3,799          | +606            | +219            | -3                  | +825                            | +1,806                          | +27.7%                            | 4,190          |
| Staff Nurse/ Staff Midwife                    | 25,687         | 28,757         | 30,355         | 31,152         | 30,929         | +1,598          | +574            | -223                | +2,172                          | +5,242                          | +7.6%                             | 34,567         |
| Public Health Nurse                           | 1,539          | 1,504          | 1,492          | 1,471          | 1,493          | -12             | +2              | +22                 | -10                             | -46                             | -0.7%                             | 1,801          |
| Nursing/ Midwifery awaiting registration      | 225            | 305            | 220            | 24             | 219            | -85             | -1              | +195                | -86                             | -6                              | -28.2%                            | 265            |
| Pre-registration Nurse/ Midwife Intern        | 136            | 170            | 112            | 791            | 573            | -58             | 461             | -218                | 403                             | +437                            | +236.9%                           | 1,194          |
| Post-registration Nurse/ Midwife Student      | 293            | 237            | 232            | 104            | 176            | -5              | -57             | +72                 | -61                             | -118                            | -25.9%                            | 230            |
| Nursing/ Midwifery Student                    | 654            | 712            | 564            | 918            | 967            | -147            | +403            | +49                 | +256                            | +314                            | +35.9%                            | 1,689          |
| Nursing/ Midwifery other                      | 350            | 327            | 345            | 344            | 347            | +18             | +2              | +3                  | +20                             | -3                              | +6.1%                             | 397            |
| <b>Nursing &amp; Midwifery</b>                | <b>38,209</b>  | <b>43,619</b>  | <b>46,247</b>  | <b>47,584</b>  | <b>47,394</b>  | <b>+2,628</b>   | <b>+1,147</b>   | <b>-190</b>         | <b>+3,776</b>                   | <b>+9,185</b>                   | <b>+8.7%</b>                      | <b>53,347</b>  |
| Dietitians                                    | 574            | 756            | 843            | 859            | 867            | +87             | 24              | +8                  | 111                             | +293                            | +14.7%                            | 1,004          |
| Occupational Therapists                       | 1597           | 1945           | 2,048          | 2035           | 2050           | +103            | 2               | +15                 | 105                             | +452                            | +5.4%                             | 2,319          |
| Physiotherapists                              | 1851           | 2227           | 2,369          | 2353           | 2378           | +142            | 9               | +24                 | 151                             | +526                            | +6.8%                             | 2,754          |
| Podiatrists & Chiropodists                    | 72             | 121            | 125            | 131            | 128            | +4              | 2               | -3                  | 7                               | +56                             | +5.7%                             | 149            |
| Speech & Language Therapists                  | 1103           | 1231           | 1,276          | 1241           | 1234           | +45             | -42             | -6                  | 3                               | +132                            | +0.2%                             | 1,453          |
| Orthoptists                                   | 35             | 40             | 38             | 37             | 37             | -1              | -2              | -1                  | -3                              | +2                              | -8.0%                             | 47             |
| Therapy Professions                           | 5,232          | 6,320          | 6,700          | 6,656          | 6,694          | +380            | -7              | +38                 | +374                            | +1,461                          | +5.9%                             | 7,726          |
| Health Science/ Diagnostics                   | 4,497          | 5,052          | 5,214          | 5,280          | 5,278          | +162            | +64             | -2                  | +226                            | +781                            | +4.5%                             | 5,893          |
| Social Care                                   | 2,710          | 3,171          | 3,221          | 3,287          | 3,289          | +50             | +68             | +2                  | +118                            | +579                            | +3.7%                             | 3,850          |
| Pharmacy                                      | 1,038          | 1,323          | 1,419          | 1,446          | 1,465          | +96             | +47             | +19                 | +143                            | +428                            | +10.8%                            | 1,654          |
| Psychologists                                 | 1,004          | 1,120          | 1,238          | 1,204          | 1,214          | +118            | -25             | +9                  | +93                             | +210                            | +8.3%                             | 1,405          |
| Social Workers                                | 1,166          | 1,430          | 1,559          | 1,568          | 1,568          | +129            | +9              | -0                  | +138                            | +402                            | +9.6%                             | 1,765          |
| H&SC, Other                                   | 1,122          | 1,306          | 1,434          | 1,420          | 1,421          | +128            | -13             | +1                  | +115                            | +299                            | +8.8%                             | 1,646          |
| <b>Health &amp; Social Care Professionals</b> | <b>16,769</b>  | <b>19,721</b>  | <b>20,785</b>  | <b>20,861</b>  | <b>20,928</b>  | <b>+1,064</b>   | <b>+143</b>     | <b>+67</b>          | <b>+1,207</b>                   | <b>+4,160</b>                   | <b>+6.1%</b>                      | <b>23,939</b>  |
| Management (VIII & above)                     | 1,845          | 2,446          | 2,539          | 2,477          | 2,483          | +92             | -56             | +6                  | +37                             | +638                            | +1.5%                             | 2,556          |
| Administrative/ Supervisory (V to VII)        | 5,205          | 7,737          | 8,887          | 8,868          | 8,876          | +1,151          | -11             | +9                  | +1,140                          | +3,672                          | +14.7%                            | 9,358          |
| Clerical (III & IV)                           | 11,801         | 12,974         | 13,978         | 13,690         | 13,594         | +1,005          | -385            | -97                 | +620                            | +1,793                          | +4.8%                             | 15,325         |
| <b>Management &amp; Administrative</b>        | <b>18,851</b>  | <b>23,156</b>  | <b>25,404</b>  | <b>25,035</b>  | <b>24,953</b>  | <b>+2,248</b>   | <b>-451</b>     | <b>-82</b>          | <b>+1,797</b>                   | <b>+6,102</b>                   | <b>+7.8%</b>                      | <b>27,239</b>  |
| Support                                       | 8,131          | 8,913          | 8,901          | 8,893          | 8,833          | -12             | -69             | -60                 | -80                             | +702                            | -0.9%                             | 10,168         |
| Maintenance/ Technical                        | 1,173          | 1,221          | 1,255          | 1,251          | 1,256          | +34             | +1              | +5                  | +36                             | +83                             | +2.9%                             | 1,303          |
| <b>General Support</b>                        | <b>9,305</b>   | <b>10,134</b>  | <b>10,157</b>  | <b>10,144</b>  | <b>10,089</b>  | <b>+23</b>      | <b>-67</b>      | <b>-55</b>          | <b>-44</b>                      | <b>+785</b>                     | <b>-0.4%</b>                      | <b>11,471</b>  |
| Health Care Assistants                        | 17,508         | 19,309         | 20,255         | 20,648         | 20,600         | +946            | +345            | -49                 | +1,291                          | +3,092                          | +6.7%                             | 23,838         |
| Home Help                                     | 3,565          | 3,782          | 3,728          | 3,664          | 3,645          | -54             | -82             | -19                 | -137                            | +80                             | -3.6%                             | 5,225          |
| Ambulance Staff                               | 1,828          | 1,932          | 2,104          | 2,072          | 2,062          | +172            | -42             | -10                 | +130                            | +234                            | +6.7%                             | 2,129          |
| Care, other                                   | 2,922          | 3,395          | 3,545          | 3,517          | 3,549          | +149            | +4              | +32                 | +154                            | +627                            | +4.5%                             | 4,180          |
| <b>Patient &amp; Client Care</b>              | <b>25,822</b>  | <b>28,418</b>  | <b>29,631</b>  | <b>29,902</b>  | <b>29,856</b>  | <b>+1,213</b>   | <b>+225</b>     | <b>-46</b>          | <b>+1,438</b>                   | <b>+4,033</b>                   | <b>+5.1%</b>                      | <b>35,372</b>  |



## Health Region : SEP 2024

| Health Region SEP 2024        | WTE DEC 2019   | WTE DEC 2022   | WTE DEC 2023   | WTE AUG 2024   | WTE SEP 2024   | WTE Change 2023 | WTE Change 2024 | WTE Change AUG 2024 | WTE Change Dec 2022 to SEP 2024 | WTE Change Dec 2019 to SEP 2024 | % WTE Change Dec 2022 to SEP 2024 | No. SEP 2024   |
|-------------------------------|----------------|----------------|----------------|----------------|----------------|-----------------|-----------------|---------------------|---------------------------------|---------------------------------|-----------------------------------|----------------|
| <b>Overall</b>                | <b>119,813</b> | <b>137,745</b> | <b>145,985</b> | <b>147,714</b> | <b>147,557</b> | <b>+8,239</b>   | <b>+1,572</b>   | <b>-157</b>         | <b>+9,811</b>                   | <b>+27,744</b>                  | <b>7.12%</b>                      | <b>166,649</b> |
| HSE Dublin & Midlands         | 25,344         | 28,371         | 30,374         | 30,840         | 30,933         | +2,003          | +559            | +93                 | +2,562                          | +5,589                          | 9.03%                             | 34,909         |
| HSE Dublin & North East       | 24,234         | 27,907         | 28,924         | 29,360         | 29,245         | +1,017          | +321            | -115                | +1,338                          | +5,010                          | 4.79%                             | 32,849         |
| HSE Dublin & South East       | 19,029         | 21,751         | 23,175         | 23,434         | 23,378         | +1,424          | +203            | -56                 | +1,627                          | +4,349                          | 7.48%                             | 26,279         |
| HSE Midwest                   | 8,503          | 10,291         | 11,017         | 11,376         | 11,404         | +725            | +387            | +28                 | +1,113                          | +2,901                          | 10.81%                            | 12,954         |
| HSE South West                | 15,829         | 18,109         | 18,929         | 19,310         | 19,214         | +819            | +285            | -96                 | +1,105                          | +3,385                          | 6.10%                             | 22,565         |
| HSE West & North West         | 19,019         | 22,215         | 23,417         | 23,340         | 23,344         | +1,202          | -73             | +3                  | +1,128                          | +4,325                          | 5.08%                             | 26,476         |
| National Services and Schemes | 3,086          | 3,287          | 3,654          | 3,676          | 3,678          | +368            | +24             | +2                  | +391                            | +592                            | 11.91%                            | 3,872          |
| Corporate Centre              | 4,768          | 5,814          | 6,496          | 6,378          | 6,362          | +681            | -134            | -16                 | +547                            | +1,594                          | 9.41%                             | 6,745          |



## Health Region by Care Group : SEP 2024

| HSE Dublin & Midlands                  | WTE DEC 2019  | WTE DEC 2022  | WTE DEC 2023  | WTE AUG 2024  | WTE SEP 2024  | WTE Change 2023 | WTE Change 2024 | WTE Change AUG 2024 | WTE Change Dec 2022 to SEP 2024 | WTE Change Dec 2019 to SEP 2024 | % WTE Change Dec 2022 to SEP 2024 | No. SEP 2024  |
|--|---------------|---------------|---------------|---------------|---------------|-----------------|-----------------|---------------------|---------------------------------|---------------------------------|-----------------------------------|---------------|
| <b>Total HSE Dublin &amp; Midlands</b> | <b>25,344</b> | <b>28,371</b> | <b>30,374</b> | <b>30,840</b> | <b>30,933</b> | <b>+2,003</b>   | <b>+559</b>     | <b>+93</b>          | <b>+2,562</b>                   | <b>+5,589</b>                   | <b>9.03%</b>                      | <b>34,909</b> |
| Acute                                  | 15,335        | 17,538        | 19,073        | 19,564        | 19,594        | +1,535          | +521            | +30                 | +2,056                          | +4,259                          | 11.72%                            | 21,673        |
| CHWB                                   |               | 61            | 68            | 67            | 68            | +7              | 0               | +0                  | +6                              | +68                             | 10.23%                            | 73            |
| MH                                     | 1,472         | 1,506         | 1,556         | 1,559         | 1,570         | +49             | +14             | +11                 | +63                             | +97                             | 4.21%                             | 1,700         |
| PC                                     | 2,410         | 2,467         | 2,562         | 2,470         | 2,468         | +95             | -94             | -2                  | +1                              | +57                             | 0.05%                             | 2,869         |
| Disabilities                           | 4,210         | 4,831         | 5,069         | 5,133         | 5,195         | +238            | +126            | +61                 | +363                            | +984                            | 7.52%                             | 6,204         |
| Older People                           | 1,917         | 1,910         | 1,987         | 1,990         | 1,984         | +77             | -4              | -7                  | +74                             | +67                             | 3.86%                             | 2,333         |
| CHO Operations                         |               | 58            | 60            | 56            | 56            | +2              | -4              | 0                   | -2                              | +56                             | -3.82%                            | 57            |

| HSE Dublin & North East                  | WTE DEC 2019  | WTE DEC 2022  | WTE DEC 2023  | WTE AUG 2024  | WTE SEP 2024  | WTE Change 2023 | WTE Change 2024 | WTE Change AUG 2024 | WTE Change Dec 2022 to SEP 2024 | WTE Change Dec 2019 to SEP 2024 | % WTE Change Dec 2022 to SEP 2024 | No. SEP 2024  |
|--|---------------|---------------|---------------|---------------|---------------|-----------------|-----------------|---------------------|---------------------------------|---------------------------------|-----------------------------------|---------------|
| <b>Total HSE Dublin &amp; North East</b> | <b>24,234</b> | <b>27,907</b> | <b>28,924</b> | <b>29,360</b> | <b>29,245</b> | <b>+1,017</b>   | <b>+321</b>     | <b>-115</b>         | <b>+1,338</b>                   | <b>+5,010</b>                   | <b>4.79%</b>                      | <b>32,849</b> |
| Acute                                    | 13,765        | 16,240        | 17,002        | 17,312        | 17,237        | +762            | +235            | -75                 | +997                            | +3,472                          | 6.14%                             | 18,899        |
| CHWB                                     |               | 71            | 89            | 76            | 80            | +18             | -9              | +4                  | +9                              | +80                             | 12.92%                            | 88            |
| MH                                       | 2,038         | 2,160         | 2,156         | 2,115         | 2,109         | -4              | -47             | -7                  | -51                             | +70                             | -2.38%                            | 2,335         |



| HSE Dublin & North East                  | WTE DEC 2019  | WTE DEC 2022  | WTE DEC 2023  | WTE AUG 2024  | WTE SEP 2024  | WTE Change 2023 | WTE Change 2024 | WTE Change AUG 2024 | WTE Change Dec 2022 to SEP 2024 | WTE Change Dec 2019 to SEP 2024 | % WTE Change Dec 2022 to SEP 2024 | No. SEP 2024  |
|--|---------------|---------------|---------------|---------------|---------------|-----------------|-----------------|---------------------|---------------------------------|---------------------------------|-----------------------------------|---------------|
| <b>Total HSE Dublin &amp; North East</b> | <b>24,234</b> | <b>27,907</b> | <b>28,924</b> | <b>29,360</b> | <b>29,245</b> | <b>+1,017</b>   | <b>+321</b>     | <b>-115</b>         | <b>+1,338</b>                   | <b>+5,010</b>                   | <b>4.79%</b>                      | <b>32,849</b> |
| PC                                       | 2,211         | 2,554         | 2,632         | 2,778         | 2,758         | +78             | +127            | -20                 | +205                            | +547                            | 8.01%                             | 3,257         |
| Disabilities                             | 4,385         | 4,555         | 4,633         | 4,702         | 4,704         | +78             | +71             | +2                  | +149                            | +319                            | 3.27%                             | 5,542         |
| Older People                             | 1,826         | 1,993         | 2,036         | 2,016         | 2,003         | +44             | -33             | -13                 | +10                             | +177                            | 0.52%                             | 2,355         |
| CHO Operations                           | 9             | 334           | 376           | 360           | 354           | +41             | -22             | -6                  | +20                             | +346                            | 5.87%                             | 373           |

| HSE Dublin & South East                  | WTE DEC 2019  | WTE DEC 2022  | WTE DEC 2023  | WTE AUG 2024  | WTE SEP 2024  | WTE Change 2023 | WTE Change 2024 | WTE Change AUG 2024 | WTE Change Dec 2022 to SEP 2024 | WTE Change Dec 2019 to SEP 2024 | % WTE Change Dec 2022 to SEP 2024 | No. SEP 2024  |
|--|---------------|---------------|---------------|---------------|---------------|-----------------|-----------------|---------------------|---------------------------------|---------------------------------|-----------------------------------|---------------|
| <b>Total HSE Dublin &amp; South East</b> | <b>19,029</b> | <b>21,751</b> | <b>23,175</b> | <b>23,434</b> | <b>23,378</b> | <b>+1,424</b>   | <b>+203</b>     | <b>-56</b>          | <b>+1,627</b>                   | <b>+4,349</b>                   | <b>7.48%</b>                      | <b>26,279</b> |
| Acute                                    | 10,374        | 12,386        | 13,320        | 13,685        | 13,656        | +934            | +336            | -28                 | +1,270                          | +3,282                          | 10.26%                            | 14,878        |
| CHWB                                     |               | 55            | 71            | 68            | 69            | +16             | -3              | +1                  | +14                             | +69                             | 24.59%                            | 76            |
| MH                                       | 1,770         | 1,874         | 2,008         | 1,990         | 1,972         | +134            | -35             | -18                 | +99                             | +203                            | 5.26%                             | 2,203         |
| PC                                       | 1,723         | 2,016         | 2,142         | 2,106         | 2,088         | +126            | -54             | -18                 | +72                             | +365                            | 3.57%                             | 2,562         |
| Disabilities                             | 2,686         | 2,873         | 2,935         | 2,975         | 2,995         | +63             | +60             | +21                 | +123                            | +310                            | 4.27%                             | 3,535         |
| Older People                             | 2,477         | 2,454         | 2,592         | 2,508         | 2,494         | +138            | -98             | -14                 | +40                             | +17                             | 1.64%                             | 2,914         |
| CHO Operations                           |               | 94            | 106           | 102           | 103           | +12             | -3              | +1                  | +9                              | +103                            | 10.13%                            | 111           |

| HSE Midwest | WTE DEC 2019 | WTE DEC 2022 | WTE DEC 2023 | WTE AUG 2024 | WTE SEP 2024 | WTE Change 2023 | WTE Change 2024 | WTE Change AUG 2024 | WTE Change Dec 2022 to SEP 2024 | WTE Change Dec 2019 to SEP 2024 | % WTE Change Dec 2022 to SEP 2024 | No. SEP 2024 |
|-------------|--------------|--------------|--------------|--------------|--------------|-----------------|-----------------|---------------------|---------------------------------|---------------------------------|-----------------------------------|--------------|
|-------------|--------------|--------------|--------------|--------------|--------------|-----------------|-----------------|---------------------|---------------------------------|---------------------------------|-----------------------------------|--------------|



|                          |              |               |               |               |               |             |             |            |               |               |               |               |
|--------------------------|--------------|---------------|---------------|---------------|---------------|-------------|-------------|------------|---------------|---------------|---------------|---------------|
| <b>Total HSE Midwest</b> | <b>8,503</b> | <b>10,291</b> | <b>11,017</b> | <b>11,376</b> | <b>11,404</b> | <b>+725</b> | <b>+387</b> | <b>+28</b> | <b>+1,113</b> | <b>+2,901</b> | <b>10.81%</b> | <b>12,954</b> |
| Acute                    | 4,146        | 5,222         | 5,661         | 5,780         | 5,785         | +439        | +124        | +5         | +563          | +1,638        | 10.78%        | 6,310         |
| CHWB                     |              | 38            | 41            | 40            | 40            | +3          | -2          | -1         | +1            | +40           | 3.10%         | 44            |
| MH                       | 795          | 814           | 852           | 829           | 832           | +37         | -19         | +3         | +18           | +37           | 2.21%         | 912           |
| PC                       | 764          | 772           | 889           | 1,102         | 1,107         | +117        | +218        | +5         | +335          | +343          | 43.43%        | 1,338         |
| Disabilities             | 1,823        | 1,989         | 2,048         | 2,095         | 2,119         | +60         | +70         | +24        | +130          | +295          | 6.55%         | 2,545         |
| Older People             | 974          | 1,264         | 1,320         | 1,346         | 1,343         | +56         | +23         | -4         | +79           | +368          | 6.21%         | 1,616         |
| CHO Operations           |              | 192           | 205           | 183           | 179           | +13         | -26         | -4         | -13           | +179          | -6.93%        | 189           |

| HSE South West              | WTE DEC 2019  | WTE DEC 2022  | WTE DEC 2023  | WTE AUG 2024  | WTE SEP 2024  | WTE Change 2023 | WTE Change 2024 | WTE Change AUG 2024 | WTE Change Dec 2022 to SEP 2024 | WTE Change Dec 2019 to SEP 2024 | % WTE Change Dec 2022 to SEP 2024 | No. SEP 2024  |
|-----------------------------|---------------|---------------|---------------|---------------|---------------|-----------------|-----------------|---------------------|---------------------------------|---------------------------------|-----------------------------------|---------------|
| <b>Total HSE South West</b> | <b>15,829</b> | <b>18,109</b> | <b>18,929</b> | <b>19,310</b> | <b>19,214</b> | <b>+819</b>     | <b>+285</b>     | <b>-96</b>          | <b>+1,105</b>                   | <b>+3,385</b>                   | <b>6.10%</b>                      | <b>22,565</b> |
| Acute                       | 7,641         | 9,149         | 9,961         | 10,108        | 10,063        | +812            | +102            | -45                 | +914                            | +2,422                          | 9.99%                             | 11,307        |
| CHWB                        |               | 52            | 51            | 43            | 44            | 0               | -8              | +0                  | -8                              | +44                             | -15.41%                           | 63            |
| MH                          | 1,499         | 1,562         | 1,615         | 1,563         | 1,566         | +54             | -49             | +4                  | +5                              | +67                             | 0.30%                             | 1,756         |
| PC                          | 1,346         | 1,707         | 1,816         | 1,979         | 1,964         | +109            | +149            | -15                 | +258                            | +619                            | 15.10%                            | 2,484         |
| Disabilities                | 2,425         | 2,640         | 2,686         | 2,780         | 2,762         | +46             | +76             | -18                 | +122                            | +337                            | 4.61%                             | 3,293         |
| Older People                | 2,919         | 3,000         | 2,752         | 2,791         | 2,769         | -248            | +17             | -22                 | -231                            | -150                            | -7.71%                            | 3,613         |
| CHO Operations              |               |               | 47            | 46            | 46            | +47             | -1              | +0                  | +46                             | +46                             | -100.00%                          | 49            |

| HSE West & North West | WTE DEC 2019 | WTE DEC 2022 | WTE DEC 2023 | WTE AUG 2024 | WTE SEP 2024 | WTE Change 2023 | WTE Change 2024 | WTE Change AUG 2024 | WTE Change Dec 2022 to SEP 2024 | WTE Change Dec 2019 to SEP 2024 | % WTE Change Dec 2022 to SEP 2024 | No. SEP 2024 |
|-----------------------|--------------|--------------|--------------|--------------|--------------|-----------------|-----------------|---------------------|---------------------------------|---------------------------------|-----------------------------------|--------------|
|-----------------------|--------------|--------------|--------------|--------------|--------------|-----------------|-----------------|---------------------|---------------------------------|---------------------------------|-----------------------------------|--------------|



| <b>Total HSE West &amp; North West</b> | <b>19,019</b> | <b>22,215</b> | <b>23,417</b> | <b>23,340</b> | <b>23,344</b> | <b>+1,202</b> | <b>-73</b> | <b>+3</b> | <b>+1,128</b> | <b>+4,325</b> | <b>5.08%</b> | <b>26,476</b> |
|--|---------------|---------------|---------------|---------------|---------------|---------------|------------|-----------|---------------|---------------|--------------|---------------|
| Acute                                  | 9,253         | 11,327        | 12,091        | 11,921        | 11,909        | +765          | -183       | -12       | +582          | +2,656        | 5.14%        | 13,227        |
| CHWB                                   |               | 44            | 69            | 67            | 66            | +25           | -4         | -1        | +21           | +66           | 47.80%       | 72            |
| MH                                     | 1,955         | 2,027         | 2,072         | 2,037         | 2,034         | +45           | -38        | -4        | +7            | +79           | 0.35%        | 2,227         |
| PC                                     | 2,021         | 2,415         | 2,464         | 2,511         | 2,493         | +49           | +29        | -19       | +77           | +472          | 3.21%        | 2,904         |
| Disabilities                           | 2,737         | 3,010         | 3,186         | 3,364         | 3,398         | +176          | +212       | +33       | +388          | +661          | 12.89%       | 3,993         |
| Older People                           | 3,053         | 3,231         | 3,339         | 3,250         | 3,261         | +108          | -78        | +11       | +29           | +208          | 0.91%        | 3,859         |
| CHO Operations                         |               | 161           | 195           | 189           | 184           | +34           | -11        | -4        | +23           | +184          | 14.37%       | 194           |

| <b>National Services and Schemes</b>       | <b>WTE DEC 2019</b> | <b>WTE DEC 2022</b> | <b>WTE DEC 2023</b> | <b>WTE AUG 2024</b> | <b>WTE SEP 2024</b> | <b>WTE Change 2023</b> | <b>WTE Change 2024</b> | <b>WTE Change AUG 2024</b> | <b>WTE Change Dec 2022 to SEP 2024</b> | <b>WTE Change Dec 2019 to SEP 2024</b> | <b>% WTE Change Dec 2022 to SEP 2024</b> | <b>No. SEP 2024</b> |
|--|---------------------|---------------------|---------------------|---------------------|---------------------|------------------------|------------------------|----------------------------|--|--|--|---------------------|
| <b>Total National Services and Schemes</b> | <b>3,086</b>        | <b>3,287</b>        | <b>3,654</b>        | <b>3,676</b>        | <b>3,678</b>        | <b>+368</b>            | <b>+24</b>             | <b>+2</b>                  | <b>+391</b>                            | <b>+592</b>                            | <b>11.91%</b>                            | <b>3,872</b>        |

| <b>Corporate Centre</b>       | <b>WTE DEC 2019</b> | <b>WTE DEC 2022</b> | <b>WTE DEC 2023</b> | <b>WTE AUG 2024</b> | <b>WTE SEP 2024</b> | <b>WTE Change 2023</b> | <b>WTE Change 2024</b> | <b>WTE Change AUG 2024</b> | <b>WTE Change Dec 2022 to SEP 2024</b> | <b>WTE Change Dec 2019 to SEP 2024</b> | <b>% WTE Change Dec 2022 to SEP 2024</b> | <b>No. SEP 2024</b> |
|-------------------------------|---------------------|---------------------|---------------------|---------------------|---------------------|------------------------|------------------------|----------------------------|--|--|--|---------------------|
| <b>Total Corporate Centre</b> | <b>4,768</b>        | <b>5,814</b>        | <b>6,496</b>        | <b>6,378</b>        | <b>6,362</b>        | <b>+681</b>            | <b>-134</b>            | <b>-16</b>                 | <b>+547</b>                            | <b>+1,594</b>                          | <b>9.41%</b>                             | <b>6,745</b>        |
| Acute                         | 91                  | 127                 | 148                 | 128                 | 109                 | +22                    | -39                    | -19                        | -17                                    | +18                                    | -13.58%                                  | 114                 |
| MH                            | 438                 | 511                 | 580                 | 577                 | 568                 | +69                    | -11                    | -9                         | +57                                    | +131                                   | 11.20%                                   | 593                 |
| PC                            | 122                 | 127                 | 126                 | 122                 | 120                 | -1                     | -6                     | -1                         | -7                                     | -2                                     | -5.62%                                   | 127                 |
| Disabilities                  | 6                   | 6                   | 7                   | 7                   | 7                   | +1                     | +0                     | +0                         | +1                                     | +1                                     | 18.04%                                   | 7                   |
| HWB                           | 574                 | 676                 | 636                 | 220                 | 224                 | -40                    | -412                   | +4                         | -452                                   | -350                                   | -66.90%                                  | 248                 |
| Corporate Centre              | 3,538               | 4,368               | 4,999               | 5,325               | 5,333               | +631                   | +334                   | +8                         | +966                                   | +1,796                                 | 22.11%                                   | 5,656               |







## RHA : SEP 2024

| HSE Dublin & Midlands                         | WTE DEC 2019  | WTE DEC 2022  | WTE DEC 2023  | WTE AUG 2024  | WTE SEP 2024  | WTE Change 2023 | WTE Change 2024 | WTE Change AUG 2024 | WTE Change Dec 2022 to SEP 2024 | WTE Change Dec 2019 to SEP 2024 | % WTE Change Dec 2022 to SEP 2024 | No. SEP 2024  |
|---|---------------|---------------|---------------|---------------|---------------|-----------------|-----------------|---------------------|---------------------------------|---------------------------------|-----------------------------------|---------------|
| <b>Total HSE Dublin &amp; Midlands</b>        | <b>25,344</b> | <b>28,371</b> | <b>30,374</b> | <b>30,840</b> | <b>30,933</b> | <b>+2,003</b>   | <b>+559</b>     | <b>+93</b>          | <b>+2,562</b>                   | <b>+5,589</b>                   | <b>+9.0%</b>                      | <b>34,909</b> |
| Consultants                                   | 795           | 970           | 1,053         | 1,100         | 1,103         | +83             | +50             | +4                  | +133                            | +308                            | +13.7%                            | 1,184         |
| Registrars                                    | 899           | 1,032         | 1,100         | 1,127         | 1,139         | +68             | +39             | +12                 | +107                            | +240                            | +10.4%                            | 1,180         |
| SHO/ Interns                                  | 626           | 711           | 786           | 815           | 822           | +75             | +36             | +7                  | +110                            | +196                            | +15.5%                            | 827           |
| Medical/ Dental, other                        | 129           | 111           | 113           | 108           | 110           | +2              | -2              | +2                  | -0                              | -18                             | -0.1%                             | 157           |
| <b>Medical &amp; Dental</b>                   | <b>2,448</b>  | <b>2,824</b>  | <b>3,052</b>  | <b>3,151</b>  | <b>3,175</b>  | <b>+228</b>     | <b>+123</b>     | <b>+24</b>          | <b>+351</b>                     | <b>+727</b>                     | <b>+12.4%</b>                     | <b>3,348</b>  |
| Nurse/ Midwife Manager                        | 1,881         | 2,107         | 2,192         | 2,201         | 2,205         | +85             | +13             | +4                  | +98                             | +324                            | +4.6%                             | 2,399         |
| Nurse/ Midwife Specialist & AN/MP             | 524           | 755           | 922           | 956           | 962           | +167            | +40             | +6                  | +207                            | +438                            | +27.5%                            | 1,073         |
| Staff Nurse/ Staff Midwife                    | 5,407         | 5,901         | 6,332         | 6,616         | 6,551         | +430            | +220            | -65                 | +650                            | +1,144                          | +11.0%                            | 7,249         |
| Public Health Nurse                           | 281           | 276           | 268           | 261           | 264           | -8              | -5              | +2                  | -13                             | -17                             | -4.6%                             | 313           |
| Nursing/ Midwifery awaiting registration      | 32            | 93            | 47            | 16            | 51            | -46             | 4               | +36                 | -42                             | +20                             | -44.9%                            | 57            |
| Pre-registration Nurse/ Midwife Intern        | 23            | 34            | 33            | 160           | 138           | 0               | 105             | -22                 | 105                             | +116                            | +313.2%                           | 309           |
| Post-registration Nurse/ Midwife Student      | 97            | 87            | 72            | 30            | 75            | -15             | 2               | +45                 | -12                             | -22                             | -14.3%                            | 110           |
| Nursing/ Midwifery Student                    | 151           | 213           | 152           | 206           | 264           | -61             | +112            | +58                 | +51                             | +113                            | +23.8%                            | 476           |
| Nursing/ Midwifery other                      | 64            | 66            | 71            | 67            | 68            | +5              | -3              | +0                  | +2                              | +3                              | +3.0%                             | 81            |
| <b>Nursing &amp; Midwifery</b>                | <b>8,308</b>  | <b>9,319</b>  | <b>9,937</b>  | <b>10,308</b> | <b>10,314</b> | <b>+618</b>     | <b>+377</b>     | <b>+6</b>           | <b>+995</b>                     | <b>+2,006</b>                   | <b>+10.7%</b>                     | <b>11,591</b> |
| Dietitians                                    | 186           | 209           | 221           | 223           | 229           | +12             | 8               | +6                  | 20                              | +43                             | +9.4%                             | 265           |
| Occupational Therapists                       | 351           | 374           | 395           | 382           | 393           | +20             | -1              | +11                 | 19                              | +42                             | +5.1%                             | 441           |
| Physiotherapists                              | 397           | 478           | 504           | 498           | 500           | +27             | -5              | +2                  | 22                              | +102                            | +4.6%                             | 567           |
| Podiatrists & Chiropodists                    | 8             | 12            | 15            | 15            | 15            | +3              | -1              | 0                   | 2                               | +6                              | +17.4%                            | 18            |
| Speech & Language Therapists                  | 242           | 256           | 259           | 247           | 249           | +3              | -10             | +2                  | -7                              | +7                              | -2.8%                             | 289           |
| Orthoptists                                   | 8             | 9             | 8             | 9             | 9             | -1              | 0               | 0                   | 0                               | +0                              | -4.3%                             | 11            |
| Therapy Professions                           | 1,192         | 1,338         | 1,402         | 1,373         | 1,393         | +64             | -9              | +21                 | +55                             | +201                            | +4.1%                             | 1,591         |
| Health Science/ Diagnostics                   | 1,337         | 1,451         | 1,511         | 1,544         | 1,549         | +61             | +37             | +4                  | +98                             | +212                            | +6.8%                             | 1,688         |
| Social Care                                   | 653           | 821           | 835           | 851           | 858           | +14             | +23             | +7                  | +37                             | +205                            | +4.5%                             | 991           |
| Pharmacy                                      | 326           | 353           | 379           | 390           | 403           | +26             | +24             | +13                 | +50                             | +77                             | +14.1%                            | 454           |
| Psychologists                                 | 194           | 216           | 253           | 238           | 244           | +37             | -9              | +6                  | +28                             | +50                             | +12.9%                            | 280           |
| Social Workers                                | 284           | 321           | 351           | 345           | 347           | +30             | -4              | +2                  | +26                             | +63                             | +8.1%                             | 395           |
| H&SC, Other                                   | 130           | 162           | 158           | 167           | 163           | -4              | +5              | -4                  | +1                              | +33                             | +0.8%                             | 194           |
| <b>Health &amp; Social Care Professionals</b> | <b>4,116</b>  | <b>4,661</b>  | <b>4,889</b>  | <b>4,908</b>  | <b>4,956</b>  | <b>+228</b>     | <b>+67</b>      | <b>+49</b>          | <b>+295</b>                     | <b>+841</b>                     | <b>+6.3%</b>                      | <b>5,593</b>  |
| Management (VIII & above)                     | 271           | 358           | 348           | 348           | 346           | -10             | -2              | -2                  | -12                             | +75                             | -3.4%                             | 353           |
| Administrative/ Supervisory (V to VII)        | 1,057         | 1,399         | 1,622         | 1,596         | 1,616         | +223            | -6              | +20                 | +217                            | +559                            | +15.5%                            | 1,693         |
| Clerical (III & IV)                           | 2,178         | 2,340         | 2,591         | 2,542         | 2,525         | +251            | -65             | -17                 | +186                            | +347                            | +7.9%                             | 2,882         |
| <b>Management &amp; Administrative</b>        | <b>3,506</b>  | <b>4,097</b>  | <b>4,560</b>  | <b>4,487</b>  | <b>4,487</b>  | <b>+464</b>     | <b>-73</b>      | <b>+0</b>           | <b>+391</b>                     | <b>+982</b>                     | <b>+9.5%</b>                      | <b>4,928</b>  |
| Support                                       | 1,468         | 1,476         | 1,479         | 1,479         | 1,457         | +3              | -23             | -22                 | -20                             | -12                             | -1.3%                             | 1,727         |
| Maintenance/ Technical                        | 252           | 251           | 262           | 257           | 259           | +10             | -2              | +2                  | +8                              | +7                              | +3.2%                             | 270           |
| <b>General Support</b>                        | <b>1,721</b>  | <b>1,728</b>  | <b>1,741</b>  | <b>1,736</b>  | <b>1,716</b>  | <b>+13</b>      | <b>-25</b>      | <b>-20</b>          | <b>-12</b>                      | <b>-5</b>                       | <b>-0.7%</b>                      | <b>1,997</b>  |
| Health Care Assistants                        | 4,127         | 4,562         | 4,922         | 4,995         | 5,022         | +360            | +100            | +27                 | +460                            | +895                            | +10.1%                            | 5,842         |
| Home Help                                     | 330           | 337           | 368           | 367           | 364           | +31             | -4              | -3                  | +27                             | +35                             | +8.0%                             | 584           |
| Care, other                                   | 789           | 844           | 905           | 888           | 898           | +61             | -7              | +10                 | +54                             | +109                            | +6.4%                             | 1,026         |
| <b>Patient &amp; Client Care</b>              | <b>5,246</b>  | <b>5,743</b>  | <b>6,195</b>  | <b>6,251</b>  | <b>6,285</b>  | <b>+452</b>     | <b>+90</b>      | <b>+34</b>          | <b>+542</b>                     | <b>+1,039</b>                   | <b>+9.4%</b>                      | <b>7,452</b>  |



| HSE Dublin & North East                       | WTE DEC 2019  | WTE DEC 2022  | WTE DEC 2023  | WTE AUG 2024  | WTE SEP 2024  | WTE Change 2023 | WTE Change 2024 | WTE Change AUG 2024 | WTE Change Dec 2022 to SEP 2024 | WTE Change Dec 2019 to SEP 2024 | % WTE Change Dec 2022 to SEP 2024 | No. SEP 2024  |
|---|---------------|---------------|---------------|---------------|---------------|-----------------|-----------------|---------------------|---------------------------------|---------------------------------|-----------------------------------|---------------|
| <b>Total HSE Dublin &amp; North East</b>      | <b>24,234</b> | <b>27,907</b> | <b>28,924</b> | <b>29,360</b> | <b>29,245</b> | <b>+1,017</b>   | <b>+321</b>     | <b>-115</b>         | <b>+1,338</b>                   | <b>+5,010</b>                   | <b>+4.8%</b>                      | <b>32,849</b> |
| Consultants                                   | 747           | 889           | 968           | 1,012         | 1,017         | +79             | +48             | +4                  | +128                            | +270                            | +14.3%                            | 1,120         |
| Registrars                                    | 850           | 1,021         | 1,049         | 1,103         | 1,092         | +28             | +43             | -11                 | +71                             | +242                            | +6.9%                             | 1,115         |
| SHO/ Interns                                  | 736           | 828           | 930           | 902           | 912           | +101            | -18             | +9                  | +83                             | +176                            | +10.0%                            | 926           |
| Medical/ Dental, other                        | 116           | 112           | 107           | 104           | 103           | -5              | -4              | -1                  | -9                              | -13                             | -7.7%                             | 135           |
| <b>Medical &amp; Dental</b>                   | <b>2,449</b>  | <b>2,850</b>  | <b>3,054</b>  | <b>3,122</b>  | <b>3,123</b>  | <b>+204</b>     | <b>+69</b>      | <b>+2</b>           | <b>+273</b>                     | <b>+674</b>                     | <b>+9.6%</b>                      | <b>3,296</b>  |
| Nurse/ Midwife Manager                        | 1,744         | 2,116         | 2,220         | 2,211         | 2,200         | +104            | -20             | -11                 | +84                             | +456                            | +4.0%                             | 2,397         |
| Nurse/ Midwife Specialist & AN/MP             | 461           | 703           | 778           | 848           | 854           | +75             | +76             | +6                  | +151                            | +394                            | +21.5%                            | 935           |
| Staff Nurse/ Staff Midwife                    | 5,597         | 6,218         | 6,513         | 6,730         | 6,682         | +295            | +169            | -48                 | +464                            | +1,085                          | +7.5%                             | 7,324         |
| Public Health Nurse                           | 315           | 329           | 328           | 325           | 329           | -1              | +1              | +3                  | -0                              | +13                             | -0.1%                             | 397           |
| Nursing/ Midwifery awaiting registration      | 84            | 84            | 72            | 2             | 36            | -12             | -36             | +34                 | -49                             | -48                             | -57.6%                            | 45            |
| Pre-registration Nurse/ Midwife Intern        | 27            | 21            | 29            | 180           | 111           | +7              | 83              | -69                 | 90                              | +84                             | +424.3%                           | 255           |
| Post-registration Nurse/ Midwife Student      | 71            | 62            | 49            | 21            | 26            | -13             | -23             | +5                  | -36                             | -45                             | -58.2%                            | 33            |
| Nursing/ Midwifery Student                    | 182           | 168           | 150           | 203           | 173           | -18             | +23             | -30                 | +5                              | -9                              | +3.2%                             | 333           |
| Nursing/ Midwifery other                      | 112           | 87            | 86            | 81            | 84            | -0              | -3              | +3                  | -3                              | -28                             | -3.7%                             | 96            |
| <b>Nursing &amp; Midwifery</b>                | <b>8,411</b>  | <b>9,621</b>  | <b>10,075</b> | <b>10,398</b> | <b>10,321</b> | <b>+455</b>     | <b>+246</b>     | <b>-77</b>          | <b>+700</b>                     | <b>+1,910</b>                   | <b>+7.3%</b>                      | <b>11,482</b> |
| Dietitians                                    | 112           | 169           | 192           | 193           | 196           | +24             | 3               | +2                  | 27                              | +84                             | +16.0%                            | 225           |
| Occupational Therapists                       | 377           | 461           | 456           | 462           | 458           | -5              | 3               | -4                  | -3                              | +81                             | -0.6%                             | 513           |
| Physiotherapists                              | 472           | 561           | 565           | 554           | 564           | +4              | -1              | +10                 | 3                               | +92                             | +0.6%                             | 651           |
| Podiatrists & Chiropodists                    | 14            | 26            | 25            | 25            | 23            | 0               | -2              | -2                  | -2                              | +10                             | -9.3%                             | 28            |
| Speech & Language Therapists                  | 258           | 291           | 282           | 279           | 278           | -9              | -4              | 0                   | -13                             | +20                             | -4.4%                             | 324           |
| Orthoptists                                   | 9             | 9             | 10            | 9             | 10            | +2              | 0               | +1                  | 1                               | +1                              | +16.4%                            | 13            |
| Therapy Professions                           | 1,242         | 1,515         | 1,530         | 1,523         | 1,529         | +15             | -1              | +6                  | +14                             | +288                            | +0.9%                             | 1,754         |
| Health Science/ Diagnostics                   | 914           | 1,036         | 1,040         | 1,052         | 1,057         | +4              | +17             | +5                  | +21                             | +143                            | +2.1%                             | 1,153         |
| Social Care                                   | 786           | 888           | 887           | 885           | 893           | -1              | +6              | +8                  | +5                              | +107                            | +0.6%                             | 1,076         |
| Pharmacy                                      | 215           | 264           | 276           | 277           | 282           | +13             | +5              | +5                  | +18                             | +66                             | +7.0%                             | 319           |
| Psychologists                                 | 257           | 286           | 310           | 309           | 313           | +23             | +3              | +4                  | +26                             | +56                             | +9.1%                             | 352           |
| Social Workers                                | 286           | 376           | 392           | 395           | 389           | +16             | -2              | -5                  | +14                             | +103                            | +3.7%                             | 441           |
| H&SC, Other                                   | 138           | 148           | 164           | 159           | 156           | +16             | -7              | -2                  | +9                              | +18                             | +6.0%                             | 183           |
| <b>Health &amp; Social Care Professionals</b> | <b>3,839</b>  | <b>4,513</b>  | <b>4,600</b>  | <b>4,599</b>  | <b>4,620</b>  | <b>+87</b>      | <b>+21</b>      | <b>+21</b>          | <b>+108</b>                     | <b>+781</b>                     | <b>+2.4%</b>                      | <b>5,278</b>  |
| Management (VIII & above)                     | 249           | 354           | 364           | 352           | 345           | +10             | -19             | -7                  | -8                              | +96                             | -2.4%                             | 353           |
| Administrative/ Supervisory (V to VII)        | 879           | 1,342         | 1,506         | 1,548         | 1,549         | +164            | +43             | +0                  | +207                            | +670                            | +15.4%                            | 1,641         |
| Clerical (III & IV)                           | 2,205         | 2,510         | 2,589         | 2,547         | 2,537         | +79             | -52             | -10                 | +27                             | +332                            | +1.1%                             | 2,917         |
| <b>Management &amp; Administrative</b>        | <b>3,333</b>  | <b>4,206</b>  | <b>4,458</b>  | <b>4,447</b>  | <b>4,431</b>  | <b>+253</b>     | <b>-28</b>      | <b>-16</b>          | <b>+225</b>                     | <b>+1,097</b>                   | <b>+5.3%</b>                      | <b>4,911</b>  |
| Support                                       | 1,856         | 1,841         | 1,852         | 1,833         | 1,824         | +11             | -28             | -10                 | -18                             | -32                             | -1.0%                             | 2,095         |
| Maintenance/ Technical                        | 180           | 204           | 202           | 210           | 214           | -1              | +11             | +3                  | +10                             | +34                             | +4.8%                             | 222           |
| <b>General Support</b>                        | <b>2,036</b>  | <b>2,045</b>  | <b>2,054</b>  | <b>2,043</b>  | <b>2,037</b>  | <b>+9</b>       | <b>-17</b>      | <b>-6</b>           | <b>-8</b>                       | <b>+1</b>                       | <b>-0.4%</b>                      | <b>2,317</b>  |
| Health Care Assistants                        | 3,453         | 3,838         | 3,896         | 3,973         | 3,932         | +58             | +37             | -40                 | +95                             | +479                            | +2.5%                             | 4,557         |
| Home Help                                     | 329           | 358           | 341           | 337           | 336           | -17             | -5              | -1                  | -22                             | +7                              | -6.2%                             | 484           |
| Care, other                                   | 385           | 477           | 445           | 441           | 444           | -32             | -1              | +3                  | -33                             | +59                             | -6.9%                             | 524           |
| <b>Patient &amp; Client Care</b>              | <b>4,166</b>  | <b>4,672</b>  | <b>4,682</b>  | <b>4,751</b>  | <b>4,712</b>  | <b>+9</b>       | <b>+30</b>      | <b>-39</b>          | <b>+40</b>                      | <b>+546</b>                     | <b>+0.8%</b>                      | <b>5,565</b>  |



| HSE Dublin & South East                       | WTE DEC 2019  | WTE DEC 2022  | WTE DEC 2023  | WTE AUG 2024  | WTE SEP 2024  | WTE Change 2023 | WTE Change 2024 | WTE Change AUG 2024 | WTE Change Dec 2022 to SEP 2024 | WTE Change Dec 2019 to SEP 2024 | % WTE Change Dec 2022 to SEP 2024 | No. SEP 2024  |
|---|---------------|---------------|---------------|---------------|---------------|-----------------|-----------------|---------------------|---------------------------------|---------------------------------|-----------------------------------|---------------|
| <b>Total HSE Dublin &amp; South East</b>      | <b>19,029</b> | <b>21,751</b> | <b>23,175</b> | <b>23,434</b> | <b>23,378</b> | <b>+1,424</b>   | <b>+203</b>     | <b>-56</b>          | <b>+1,627</b>                   | <b>+4,349</b>                   | <b>+7.5%</b>                      | <b>26,279</b> |
| Consultants                                   | 538           | 650           | 694           | 714           | 721           | +45             | +26             | +7                  | +71                             | +183                            | +10.9%                            | 780           |
| Registrars                                    | 590           | 728           | 774           | 833           | 839           | +46             | +65             | +6                  | +112                            | +249                            | +15.3%                            | 854           |
| SHO/ Interns                                  | 535           | 622           | 724           | 739           | 754           | +102            | +30             | +16                 | +133                            | +219                            | +21.3%                            | 771           |
| Medical/ Dental, other                        | 137           | 155           | 150           | 144           | 143           | -5              | -6              | -1                  | -12                             | +6                              | -7.6%                             | 204           |
| <b>Medical &amp; Dental</b>                   | <b>1,800</b>  | <b>2,154</b>  | <b>2,342</b>  | <b>2,430</b>  | <b>2,457</b>  | <b>+188</b>     | <b>+115</b>     | <b>+28</b>          | <b>+303</b>                     | <b>+657</b>                     | <b>+14.1%</b>                     | <b>2,609</b>  |
| Nurse/ Midwife Manager                        | 1,388         | 1,632         | 1,743         | 1,740         | 1,706         | +112            | -37             | -33                 | +75                             | +319                            | +4.6%                             | 1,842         |
| Nurse/ Midwife Specialist & AN/MP             | 311           | 446           | 572           | 611           | 601           | +126            | +29             | -10                 | +155                            | +290                            | +34.8%                            | 669           |
| Staff Nurse/ Staff Midwife                    | 4,320         | 4,858         | 5,191         | 5,369         | 5,368         | +333            | +177            | -1                  | +510                            | +1,049                          | +10.5%                            | 5,909         |
| Public Health Nurse                           | 293           | 264           | 259           | 258           | 257           | -5              | -1              | -1                  | -6                              | -36                             | -2.4%                             | 313           |
| Nursing/ Midwifery awaiting registration      | 23            | 12            | 29            | 5             | 54            | +17             | 25              | +49                 | 42                              | +31                             | +367.3%                           | 68            |
| Pre-registration Nurse/ Midwife Intern        | 19            | 45            | 17            | 127           | 45            | -29             | 28              | -82                 | 0                               | +26                             | -0.4%                             | 101           |
| Post-registration Nurse/ Midwife Student      | 40            | 26            | 30            | 21            | 27            | +4              | -2              | +7                  | 1                               | -12                             | +4.5%                             | 32            |
| Nursing/ Midwifery Student                    | 81            | 83            | 75            | 153           | 126           | -8              | +51             | -27                 | +43                             | +45                             | +52.3%                            | 201           |
| Nursing/ Midwifery other                      | 40            | 26            | 29            | 34            | 34            | +3              | +5              | +1                  | +8                              | -6                              | +30.5%                            | 39            |
| <b>Nursing &amp; Midwifery</b>                | <b>6,432</b>  | <b>7,308</b>  | <b>7,869</b>  | <b>8,164</b>  | <b>8,094</b>  | <b>+561</b>     | <b>+224</b>     | <b>-71</b>          | <b>+785</b>                     | <b>+1,661</b>                   | <b>+10.7%</b>                     | <b>8,973</b>  |
| Dietitians                                    | 93            | 127           | 146           | 150           | 150           | +19             | 4               | 0                   | 23                              | +57                             | +18.4%                            | 175           |
| Occupational Therapists                       | 297           | 364           | 384           | 383           | 388           | +20             | 4               | +4                  | 24                              | +91                             | +6.6%                             | 445           |
| Physiotherapists                              | 347           | 380           | 405           | 397           | 408           | +24             | 3               | +11                 | 28                              | +61                             | +7.3%                             | 484           |
| Podiatrists & Chiropodists                    | 12            | 15            | 15            | 16            | 15            | +0              | 1               | 0                   | 1                               | +4                              | +5.6%                             | 19            |
| Speech & Language Therapists                  | 212           | 211           | 238           | 230           | 230           | +27             | -7              | +0                  | 20                              | +18                             | +9.4%                             | 277           |
| Orthoptists                                   | 4             | 6             | 6             | 6             | 6             | +0              | 0               | 0                   | 0                               | +2                              | +0.9%                             | 9             |
| Therapy Professions                           | 965           | 1,103         | 1,194         | 1,183         | 1,198         | +91             | +5              | +15                 | +96                             | +234                            | +8.7%                             | 1,409         |
| Health Science/ Diagnostics                   | 598           | 711           | 758           | 778           | 772           | +47             | +15             | -6                  | +62                             | +174                            | +8.7%                             | 874           |
| Social Care                                   | 529           | 588           | 584           | 584           | 580           | -4              | -4              | -4                  | -8                              | +51                             | -1.4%                             | 671           |
| Pharmacy                                      | 157           | 204           | 214           | 219           | 220           | +10             | +5              | +1                  | +16                             | +63                             | +7.8%                             | 240           |
| Psychologists                                 | 161           | 183           | 209           | 206           | 207           | +26             | -3              | +1                  | +24                             | +46                             | +12.9%                            | 246           |
| Social Workers                                | 170           | 204           | 232           | 227           | 226           | +28             | -6              | -1                  | +22                             | +56                             | +11.0%                            | 251           |
| H&SC, Other                                   | 58            | 89            | 98            | 88            | 87            | +9              | -11             | -2                  | -2                              | +28                             | -2.5%                             | 100           |
| <b>Health &amp; Social Care Professionals</b> | <b>2,637</b>  | <b>3,080</b>  | <b>3,288</b>  | <b>3,285</b>  | <b>3,289</b>  | <b>+208</b>     | <b>+1</b>       | <b>+4</b>           | <b>+209</b>                     | <b>+652</b>                     | <b>+6.8%</b>                      | <b>3,791</b>  |
| Management (VIII & above)                     | 164           | 261           | 241           | 230           | 229           | -21             | -11             | -0                  | -32                             | +65                             | -12.2%                            | 239           |
| Administrative/ Supervisory (V to VII)        | 696           | 1,043         | 1,138         | 1,129         | 1,125         | +95             | -13             | -4                  | +82                             | +428                            | +7.9%                             | 1,198         |
| Clerical (III & IV)                           | 1,746         | 1,857         | 2,036         | 1,975         | 1,967         | +178            | -69             | -8                  | +109                            | +220                            | +5.9%                             | 2,210         |
| <b>Management &amp; Administrative</b>        | <b>2,606</b>  | <b>3,161</b>  | <b>3,414</b>  | <b>3,333</b>  | <b>3,320</b>  | <b>+253</b>     | <b>-94</b>      | <b>-13</b>          | <b>+159</b>                     | <b>+714</b>                     | <b>+5.0%</b>                      | <b>3,647</b>  |
| Support                                       | 1,723         | 1,840         | 1,827         | 1,790         | 1,786         | -13             | -41             | -4                  | -54                             | +63                             | -2.9%                             | 2,034         |
| Maintenance/ Technical                        | 149           | 165           | 172           | 165           | 165           | +7              | -7              | -0                  | -0                              | +16                             | 0.0%                              | 174           |
| <b>General Support</b>                        | <b>1,873</b>  | <b>2,005</b>  | <b>1,999</b>  | <b>1,955</b>  | <b>1,951</b>  | <b>-6</b>       | <b>-48</b>      | <b>-4</b>           | <b>-54</b>                      | <b>+79</b>                      | <b>-2.7%</b>                      | <b>2,208</b>  |
| Health Care Assistants                        | 2,447         | 2,755         | 2,962         | 2,989         | 2,986         | +206            | +24             | -4                  | +230                            | +539                            | +8.4%                             | 3,374         |
| Home Help                                     | 665           | 648           | 642           | 628           | 622           | -6              | -19             | -6                  | -25                             | -43                             | -3.9%                             | 862           |
| Care, other                                   | 569           | 639           | 659           | 649           | 658           | +20             | -1              | +10                 | +19                             | +90                             | +3.0%                             | 815           |
| <b>Patient &amp; Client Care</b>              | <b>3,680</b>  | <b>4,042</b>  | <b>4,263</b>  | <b>4,267</b>  | <b>4,267</b>  | <b>+220</b>     | <b>+4</b>       | <b>-0</b>           | <b>+224</b>                     | <b>+586</b>                     | <b>+5.5%</b>                      | <b>5,051</b>  |



| HSE Midwest                                   | WTE DEC 2019 | WTE DEC 2022  | WTE DEC 2023  | WTE AUG 2024  | WTE SEP 2024  | WTE Change 2023 | WTE Change 2024 | WTE Change AUG 2024 | WTE Change Dec 2022 to SEP 2024 | WTE Change Dec 2019 to SEP 2024 | % WTE Change Dec 2022 to SEP 2024 | No. SEP 2024  |
|---|--------------|---------------|---------------|---------------|---------------|-----------------|-----------------|---------------------|---------------------------------|---------------------------------|-----------------------------------|---------------|
| <b>Total HSE Midwest</b>                      | <b>8,503</b> | <b>10,291</b> | <b>11,017</b> | <b>11,376</b> | <b>11,404</b> | <b>+725</b>     | <b>+387</b>     | <b>+28</b>          | <b>+1,113</b>                   | <b>+2,901</b>                   | <b>+10.8%</b>                     | <b>12,954</b> |
| Consultants                                   | 192          | 232           | 260           | 264           | 275           | +28             | +15             | +11                 | +43                             | +83                             | +18.8%                            | 296           |
| Registrars                                    | 232          | 283           | 319           | 336           | 342           | +37             | +22             | +6                  | +59                             | +110                            | +20.9%                            | 349           |
| SHO/ Interns                                  | 222          | 288           | 337           | 343           | 351           | +49             | +15             | +8                  | +64                             | +130                            | +22.1%                            | 355           |
| Medical/ Dental, other                        | 59           | 53            | 54            | 53            | 54            | +1              | -1              | +0                  | +1                              | -5                              | +1.5%                             | 71            |
| <b>Medical &amp; Dental</b>                   | <b>705</b>   | <b>855</b>    | <b>970</b>    | <b>996</b>    | <b>1,022</b>  | <b>+115</b>     | <b>+52</b>      | <b>+25</b>          | <b>+167</b>                     | <b>+317</b>                     | <b>+19.5%</b>                     | <b>1,071</b>  |
| Nurse/ Midwife Manager                        | 572          | 692           | 739           | 767           | 770           | +47             | +32             | +3                  | +78                             | +199                            | +11.3%                            | 823           |
| Nurse/ Midwife Specialist & AN/MP             | 132          | 197           | 246           | 273           | 277           | +50             | +31             | +4                  | +81                             | +146                            | +41.1%                            | 303           |
| Staff Nurse/ Staff Midwife                    | 2,013        | 2,314         | 2,390         | 2,448         | 2,426         | +76             | +36             | -22                 | +112                            | +413                            | +4.9%                             | 2,738         |
| Public Health Nurse                           | 127          | 126           | 125           | 128           | 129           | -1              | +4              | +1                  | +3                              | +2                              | +2.6%                             | 151           |
| Nursing/ Midwifery awaiting registration      |              | 2             | 1             |               |               | -1              | -1              |                     | -2                              |                                 | -100.0%                           |               |
| Pre-registration Nurse/ Midwife Intern        | 24           | 5             | 10            | 64            | 64            | +6              | 53              | -1                  | 59                              | +40                             | #####                             | 111           |
| Post-registration Nurse/ Midwife Student      | 16           | 9             | 20            | 5             | 10            | +11             | -9              | +5                  | 1                               | -6                              | +14.8%                            | 11            |
| Nursing/ Midwifery Student                    | 39           | 16            | 31            | 69            | 74            | +15             | +43             | +5                  | +58                             | +35                             | +371.7%                           | 122           |
| Nursing/ Midwifery other                      | 15           | 17            | 18            | 21            | 21            | +1              | +3              | -0                  | +4                              | +6                              | +22.7%                            | 24            |
| <b>Nursing &amp; Midwifery</b>                | <b>2,898</b> | <b>3,361</b>  | <b>3,549</b>  | <b>3,707</b>  | <b>3,698</b>  | <b>+189</b>     | <b>+148</b>     | <b>-9</b>           | <b>+337</b>                     | <b>+800</b>                     | <b>+10.0%</b>                     | <b>4,161</b>  |
| Dietitians                                    | 20           | 38            | 46            | 51            | 52            | +9              | 6               | +1                  | 14                              | +32                             | +38.3%                            | 58            |
| Occupational Therapists                       | 95           | 119           | 138           | 149           | 154           | +19             | 16              | +5                  | 35                              | +59                             | +29.7%                            | 177           |
| Physiotherapists                              | 112          | 139           | 168           | 182           | 184           | +29             | 16              | +3                  | 45                              | +73                             | +32.4%                            | 211           |
| Podiatrists & Chiropodists                    | 8            | 11            | 8             | 12            | 11            | -3              | 3               | -1                  | 0                               | +2                              | +1.1%                             | 12            |
| Speech & Language Therapists                  | 63           | 89            | 96            | 89            | 88            | +8              | -9              | -1                  | -1                              | +25                             | -1.3%                             | 105           |
| Orthoptists                                   |              | 2             | 2             | 2             | 2             | +0              | 0               | +0                  | 0                               | +2                              | -9.1%                             | 2             |
| Therapy Professions                           | 298          | 397           | 459           | 485           | 491           | +61             | +32             | +6                  | +94                             | +193                            | +23.5%                            | 565           |
| Health Science/ Diagnostics                   | 258          | 270           | 303           | 303           | 303           | +33             | -0              | -1                  | +33                             | +45                             | +12.3%                            | 339           |
| Social Care                                   | 245          | 282           | 273           | 289           | 292           | -10             | +19             | +2                  | +9                              | +47                             | +3.4%                             | 343           |
| Pharmacy                                      | 50           | 67            | 70            | 78            | 78            | +4              | +7              | -0                  | +11                             | +28                             | +16.4%                            | 90            |
| Psychologists                                 | 127          | 133           | 149           | 149           | 142           | +16             | -7              | -6                  | +9                              | +16                             | +7.1%                             | 163           |
| Social Workers                                | 71           | 80            | 77            | 87            | 87            | -3              | +10             | +0                  | +7                              | +17                             | +8.7%                             | 98            |
| H&SC, Other                                   | 40           | 47            | 48            | 46            | 46            | +1              | -3              | -0                  | -2                              | +6                              | -3.2%                             | 55            |
| <b>Health &amp; Social Care Professionals</b> | <b>1,087</b> | <b>1,276</b>  | <b>1,379</b>  | <b>1,436</b>  | <b>1,438</b>  | <b>+103</b>     | <b>+59</b>      | <b>+2</b>           | <b>+162</b>                     | <b>+351</b>                     | <b>+12.7%</b>                     | <b>1,653</b>  |
| Management (VIII & above)                     | 74           | 101           | 108           | 115           | 115           | +7              | +7              | +0                  | +14                             | +42                             | +14.0%                            | 120           |
| Administrative/ Supervisory (V to VII)        | 235          | 424           | 466           | 457           | 453           | +42             | -13             | -4                  | +30                             | +218                            | +7.0%                             | 474           |
| Clerical (III & IV)                           | 806          | 921           | 1,006         | 1,004         | 1,017         | +85             | +11             | +12                 | +96                             | +211                            | +10.4%                            | 1,120         |
| <b>Management &amp; Administrative</b>        | <b>1,114</b> | <b>1,445</b>  | <b>1,580</b>  | <b>1,577</b>  | <b>1,585</b>  | <b>+135</b>     | <b>+5</b>       | <b>+8</b>           | <b>+140</b>                     | <b>+471</b>                     | <b>+9.7%</b>                      | <b>1,714</b>  |
| Support                                       | 449          | 868           | 874           | 915           | 909           | +6              | +35             | -6                  | +41                             | +460                            | +4.7%                             | 1,016         |
| Maintenance/ Technical                        | 116          | 121           | 129           | 137           | 136           | +8              | +8              | -1                  | +15                             | +20                             | +12.6%                            | 140           |
| <b>General Support</b>                        | <b>565</b>   | <b>989</b>    | <b>1,003</b>  | <b>1,052</b>  | <b>1,045</b>  | <b>+14</b>      | <b>+42</b>      | <b>-7</b>           | <b>+56</b>                      | <b>+480</b>                     | <b>+5.7%</b>                      | <b>1,156</b>  |
| Health Care Assistants                        | 1,717        | 1,721         | 1,851         | 1,931         | 1,938         | +130            | +87             | +8                  | +218                            | +221                            | +12.6%                            | 2,315         |
| Home Help                                     | 176          | 342           | 364           | 359           | 361           | +22             | -3              | +2                  | +19                             | +185                            | +5.5%                             | 513           |
| Care, other                                   | 241          | 303           | 321           | 318           | 317           | +18             | -4              | -1                  | +14                             | +76                             | +4.7%                             | 371           |
| <b>Patient &amp; Client Care</b>              | <b>2,134</b> | <b>2,365</b>  | <b>2,536</b>  | <b>2,607</b>  | <b>2,616</b>  | <b>+170</b>     | <b>+81</b>      | <b>+9</b>           | <b>+251</b>                     | <b>+482</b>                     | <b>+10.6%</b>                     | <b>3,199</b>  |



| HSE South West                                | WTE DEC 2019  | WTE DEC 2022  | WTE DEC 2023  | WTE AUG 2024  | WTE SEP 2024  | WTE Change 2023 | WTE Change 2024 | WTE Change AUG 2024 | WTE Change Dec 2022 to SEP 2024 | WTE Change Dec 2019 to SEP 2024 | % WTE Change Dec 2022 to SEP 2024 | No. SEP 2024  |
|---|---------------|---------------|---------------|---------------|---------------|-----------------|-----------------|---------------------|---------------------------------|---------------------------------|-----------------------------------|---------------|
| <b>Total HSE South West</b>                   | <b>15,829</b> | <b>18,109</b> | <b>18,929</b> | <b>19,310</b> | <b>19,214</b> | <b>+819</b>     | <b>+285</b>     | <b>-96</b>          | <b>+1,105</b>                   | <b>+3,385</b>                   | <b>+6.1%</b>                      | <b>22,565</b> |
| Consultants                                   | 390           | 461           | 529           | 576           | 579           | +68             | +50             | +3                  | +118                            | +189                            | +25.6%                            | 632           |
| Registrars                                    | 457           | 535           | 587           | 637           | 644           | +52             | +57             | +7                  | +109                            | +187                            | +20.3%                            | 662           |
| SHO/ Interns                                  | 409           | 477           | 531           | 530           | 547           | +55             | +16             | +17                 | +70                             | +139                            | +14.8%                            | 554           |
| Medical/ Dental, other                        | 119           | 148           | 139           | 126           | 128           | -9              | -11             | +3                  | -20                             | +10                             | -13.3%                            | 242           |
| <b>Medical &amp; Dental</b>                   | <b>1,374</b>  | <b>1,622</b>  | <b>1,787</b>  | <b>1,869</b>  | <b>1,899</b>  | <b>+165</b>     | <b>+112</b>     | <b>+30</b>          | <b>+277</b>                     | <b>+525</b>                     | <b>+17.1%</b>                     | <b>2,090</b>  |
| Nurse/ Midwife Manager                        | 1,057         | 1,179         | 1,268         | 1,261         | 1,269         | +89             | +1              | +8                  | +91                             | +213                            | +7.7%                             | 1,403         |
| Nurse/ Midwife Specialist & AN/MP             | 176           | 290           | 378           | 397           | 399           | +88             | +22             | +3                  | +110                            | +224                            | +37.9%                            | 444           |
| Staff Nurse/ Staff Midwife                    | 3,713         | 4,205         | 4,450         | 4,557         | 4,505         | +245            | +56             | -52                 | +301                            | +792                            | +7.1%                             | 5,210         |
| Public Health Nurse                           | 216           | 216           | 209           | 216           | 215           | -8              | +6              | -1                  | -2                              | -1                              | -0.8%                             | 278           |
| Nursing/ Midwifery awaiting registration      | 35            | 4             | 10            | 1             | 12            | +6              | 3               | +11                 | 9                               | -22                             | +238.1%                           | 22            |
| Pre-registration Nurse/ Midwife Intern        | 39            | 43            | 15            | 114           | 104           | -29             | 89              | -11                 | 61                              | +65                             | +141.1%                           | 202           |
| Post-registration Nurse/ Midwife Student      | 48            | 21            | 29            | 11            | 20            | +8              | -9              | +9                  | -1                              | -28                             | -4.6%                             | 25            |
| Nursing/ Midwifery Student                    | 122           | 68            | 53            | 126           | 136           | -15             | +83             | +10                 | +68                             | +14                             | +101.2%                           | 249           |
| Nursing/ Midwifery other                      | 10            | 12            | 15            | 18            | 19            | +3              | +4              | +1                  | +7                              | +9                              | +55.2%                            | 21            |
| <b>Nursing &amp; Midwifery</b>                | <b>5,293</b>  | <b>5,969</b>  | <b>6,372</b>  | <b>6,575</b>  | <b>6,544</b>  | <b>+402</b>     | <b>+172</b>     | <b>-32</b>          | <b>+574</b>                     | <b>+1,251</b>                   | <b>+9.6%</b>                      | <b>7,605</b>  |
| Dietitians                                    | 76            | 97            | 113           | 108           | 107           | +17             | -6              | 0                   | 11                              | +31                             | +11.0%                            | 131           |
| Occupational Therapists                       | 201           | 287           | 318           | 302           | 306           | +31             | -12             | +3                  | 18                              | +104                            | +6.4%                             | 348           |
| Physiotherapists                              | 229           | 297           | 317           | 316           | 318           | +20             | 0               | +2                  | 21                              | +89                             | +7.0%                             | 376           |
| Podiatrists & Chiropodists                    | 10            | 19            | 19            | 20            | 20            | +1              | 0               | 0                   | 1                               | +10                             | +6.2%                             | 22            |
| Speech & Language Therapists                  | 160           | 192           | 200           | 193           | 193           | +8              | -7              | 0                   | 1                               | +33                             | +0.5%                             | 229           |
| Orthoptists                                   | 4             | 2             | 1             | 2             | 2             | -1              | 0               | -1                  | -1                              | -3                              | -25.0%                            | 2             |
| Therapy Professions                           | 681           | 893           | 969           | 942           | 945           | +76             | -25             | +3                  | +51                             | +264                            | +5.8%                             | 1,108         |
| Health Science/ Diagnostics                   | 598           | 683           | 684           | 689           | 685           | +1              | +1              | -4                  | +1                              | +87                             | +0.2%                             | 798           |
| Social Care                                   | 240           | 272           | 278           | 298           | 292           | +6              | +14             | -5                  | +20                             | +52                             | +7.4%                             | 335           |
| Pharmacy                                      | 102           | 151           | 163           | 159           | 160           | +12             | -3              | +2                  | +9                              | +58                             | +5.8%                             | 191           |
| Psychologists                                 | 139           | 162           | 167           | 154           | 157           | +6              | -11             | +3                  | -5                              | +17                             | -3.1%                             | 190           |
| Social Workers                                | 143           | 186           | 214           | 208           | 213           | +28             | -1              | +5                  | +27                             | +69                             | +14.6%                            | 241           |
| H&SC, Other                                   | 79            | 86            | 98            | 81            | 83            | +12             | -15             | +2                  | -2                              | +4                              | -2.6%                             | 114           |
| <b>Health &amp; Social Care Professionals</b> | <b>1,983</b>  | <b>2,434</b>  | <b>2,574</b>  | <b>2,530</b>  | <b>2,535</b>  | <b>+141</b>     | <b>-39</b>      | <b>+5</b>           | <b>+101</b>                     | <b>+551</b>                     | <b>+4.2%</b>                      | <b>2,977</b>  |
| Management (VIII & above)                     | 114           | 153           | 160           | 158           | 158           | +8              | -3              | -0                  | +5                              | +44                             | +3.2%                             | 162           |
| Administrative/ Supervisory (V to VII)        | 360           | 558           | 683           | 667           | 665           | +126            | -18             | -2                  | +107                            | +305                            | +19.3%                            | 721           |
| Clerical (III & IV)                           | 1,388         | 1,541         | 1,609         | 1,625         | 1,599         | +68             | -10             | -26                 | +58                             | +211                            | +3.8%                             | 1,845         |
| <b>Management &amp; Administrative</b>        | <b>1,862</b>  | <b>2,251</b>  | <b>2,452</b>  | <b>2,450</b>  | <b>2,422</b>  | <b>+201</b>     | <b>-31</b>      | <b>-29</b>          | <b>+171</b>                     | <b>+560</b>                     | <b>+7.6%</b>                      | <b>2,728</b>  |
| Support                                       | 1,244         | 1,440         | 1,391         | 1,435         | 1,413         | -49             | +22             | -22                 | -27                             | +169                            | -1.9%                             | 1,639         |
| Maintenance/ Technical                        | 35            | 35            | 34            | 37            | 38            | -2              | +4              | +1                  | +3                              | +3                              | +7.1%                             | 41            |
| <b>General Support</b>                        | <b>1,279</b>  | <b>1,475</b>  | <b>1,425</b>  | <b>1,472</b>  | <b>1,451</b>  | <b>-50</b>      | <b>+26</b>      | <b>-20</b>          | <b>-24</b>                      | <b>+172</b>                     | <b>-1.6%</b>                      | <b>1,680</b>  |
| Health Care Assistants                        | 2,453         | 2,740         | 2,786         | 2,890         | 2,847         | +46             | +61             | -43                 | +107                            | +395                            | +3.9%                             | 3,323         |
| Home Help                                     | 1,124         | 1,076         | 944           | 928           | 920           | -132            | -24             | -9                  | -156                            | -204                            | -14.5%                            | 1,435         |
| Care, other                                   | 462           | 542           | 588           | 595           | 597           | +46             | +8              | +2                  | +55                             | +134                            | +10.1%                            | 727           |
| <b>Patient &amp; Client Care</b>              | <b>4,039</b>  | <b>4,358</b>  | <b>4,319</b>  | <b>4,413</b>  | <b>4,364</b>  | <b>-40</b>      | <b>+45</b>      | <b>-50</b>          | <b>+5</b>                       | <b>+325</b>                     | <b>+0.1%</b>                      | <b>5,485</b>  |



| HSE West & North West                         | WTE DEC 2019  | WTE DEC 2022  | WTE DEC 2023  | WTE AUG 2024  | WTE SEP 2024  | WTE Change 2023 | WTE Change 2024 | WTE Change AUG 2024 | WTE Change Dec 2022 to SEP 2024 | WTE Change Dec 2019 to SEP 2024 | % WTE Change Dec 2022 to SEP 2024 | No. SEP 2024  |
|---|---------------|---------------|---------------|---------------|---------------|-----------------|-----------------|---------------------|---------------------------------|---------------------------------|-----------------------------------|---------------|
| <b>Total HSE West &amp; North West</b>        | <b>19,019</b> | <b>22,215</b> | <b>23,417</b> | <b>23,340</b> | <b>23,344</b> | <b>+1,202</b>   | <b>-73</b>      | <b>+3</b>           | <b>+1,128</b>                   | <b>+4,325</b>                   | <b>+5.1%</b>                      | <b>26,476</b> |
| Consultants                                   | 526           | 581           | 635           | 664           | 664           | +54             | +29             | -0                  | +83                             | +138                            | +14.3%                            | 717           |
| Registrars                                    | 577           | 660           | 701           | 739           | 752           | +42             | +51             | +13                 | +92                             | +175                            | +14.0%                            | 779           |
| SHO/ Interns                                  | 586           | 729           | 781           | 778           | 802           | +52             | +21             | +24                 | +73                             | +216                            | +10.0%                            | 817           |
| Medical/ Dental, other                        | 134           | 126           | 118           | 119           | 119           | -8              | +2              | +1                  | -6                              | -15                             | -5.0%                             | 195           |
| <b>Medical &amp; Dental</b>                   | <b>1,823</b>  | <b>2,095</b>  | <b>2,235</b>  | <b>2,299</b>  | <b>2,338</b>  | <b>+139</b>     | <b>+103</b>     | <b>+38</b>          | <b>+242</b>                     | <b>+515</b>                     | <b>+11.6%</b>                     | <b>2,508</b>  |
| Nurse/ Midwife Manager                        | 1,146         | 1,332         | 1,452         | 1,441         | 1,437         | +120            | -15             | -4                  | +105                            | +291                            | +7.9%                             | 1,540         |
| Nurse/ Midwife Specialist & AN/MP             | 368           | 560           | 659           | 684           | 675           | +100            | +15             | -10                 | +115                            | +307                            | +20.5%                            | 730           |
| Staff Nurse/ Staff Midwife                    | 4,459         | 5,073         | 5,282         | 5,222         | 5,189         | +209            | -93             | -33                 | +116                            | +730                            | +2.3%                             | 5,916         |
| Public Health Nurse                           | 303           | 291           | 300           | 280           | 297           | +9              | -3              | +17                 | +6                              | -6                              | +2.2%                             | 345           |
| Nursing/ Midwifery awaiting registration      | 52            | 110           | 60            |               | 66            | -51             | 6               | +66                 | -45                             | +14                             | -40.5%                            | 73            |
| Pre-registration Nurse/ Midwife Intern        | 5             | 22            | 8             | 144           | 111           | -14             | 103             | -33                 | 88                              | +106                            | +394.5%                           | 216           |
| Post-registration Nurse/ Midwife Student      | 22            | 32            | 32            | 16            | 17            | +0              | -15             | +1                  | -14                             | -5                              | -45.1%                            | 19            |
| Nursing/ Midwifery Student                    | 79            | 164           | 100           | 160           | 194           | -65             | +94             | +34                 | +29                             | +115                            | +17.9%                            | 308           |
| Nursing/ Midwifery other                      | 41            | 45            | 50            | 55            | 53            | +5              | +3              | -2                  | +8                              | +12                             | +17.4%                            | 61            |
| <b>Nursing &amp; Midwifery</b>                | <b>6,395</b>  | <b>7,465</b>  | <b>7,844</b>  | <b>7,842</b>  | <b>7,844</b>  | <b>+379</b>     | <b>+1</b>       | <b>+2</b>           | <b>+379</b>                     | <b>+1,450</b>                   | <b>+5.1%</b>                      | <b>8,900</b>  |
| Dietitians                                    | 69            | 105           | 114           | 124           | 125           | +9              | 10              | +0                  | 20                              | +56                             | +18.9%                            | 139           |
| Occupational Therapists                       | 265           | 328           | 348           | 346           | 342           | +20             | -6              | -4                  | 14                              | +77                             | +4.2%                             | 386           |
| Physiotherapists                              | 293           | 369           | 407           | 405           | 404           | +38             | -3              | -1                  | 35                              | +111                            | +9.4%                             | 465           |
| Podiatrists & Chiropodists                    | 20            | 39            | 43            | 44            | 44            | +4              | 1               | +1                  | 5                               | +25                             | +13.0%                            | 50            |
| Speech & Language Therapists                  | 167           | 193           | 200           | 202           | 195           | +7              | -5              | -7                  | 2                               | +28                             | +1.1%                             | 228           |
| Orthoptists                                   | 9             | 12            | 10            | 9             | 8             | -2              | -2              | -1                  | -4                              | -1                              | -29.7%                            | 10            |
| Therapy Professions                           | 822           | 1,046         | 1,123         | 1,130         | 1,118         | +77             | -5              | -12                 | +72                             | +296                            | +6.9%                             | 1,278         |
| Health Science/ Diagnostics                   | 630           | 757           | 763           | 764           | 761           | +6              | -1              | -2                  | +5                              | +131                            | +0.6%                             | 851           |
| Social Care                                   | 254           | 317           | 360           | 375           | 370           | +43             | +10             | -5                  | +53                             | +116                            | +16.7%                            | 430           |
| Pharmacy                                      | 143           | 200           | 213           | 217           | 217           | +14             | +3              | -0                  | +17                             | +74                             | +8.5%                             | 249           |
| Psychologists                                 | 118           | 133           | 143           | 143           | 146           | +10             | +3              | +3                  | +13                             | +28                             | +9.5%                             | 168           |
| Social Workers                                | 178           | 230           | 256           | 270           | 269           | +26             | +14             | -1                  | +40                             | +92                             | +17.3%                            | 299           |
| H&SC, Other                                   | 105           | 144           | 167           | 139           | 137           | +22             | -29             | -2                  | -7                              | +32                             | -5.0%                             | 174           |
| <b>Health &amp; Social Care Professionals</b> | <b>2,250</b>  | <b>2,827</b>  | <b>3,025</b>  | <b>3,039</b>  | <b>3,019</b>  | <b>+197</b>     | <b>-6</b>       | <b>-20</b>          | <b>+192</b>                     | <b>+769</b>                     | <b>+6.8%</b>                      | <b>3,449</b>  |
| Management (VIII & above)                     | 155           | 193           | 200           | 194           | 190           | +7              | -10             | -5                  | -3                              | +34                             | -1.7%                             | 195           |
| Administrative/ Supervisory (V to VII)        | 466           | 807           | 929           | 910           | 912           | +123            | -17             | +2                  | +105                            | +446                            | +13.1%                            | 963           |
| Clerical (III & IV)                           | 1,861         | 2,116         | 2,262         | 2,154         | 2,127         | +146            | -136            | -27                 | +11                             | +266                            | +0.5%                             | 2,405         |
| <b>Management &amp; Administrative</b>        | <b>2,482</b>  | <b>3,115</b>  | <b>3,391</b>  | <b>3,258</b>  | <b>3,228</b>  | <b>+276</b>     | <b>-163</b>     | <b>-29</b>          | <b>+113</b>                     | <b>+746</b>                     | <b>+3.6%</b>                      | <b>3,563</b>  |
| Support                                       | 1,259         | 1,308         | 1,317         | 1,289         | 1,289         | +9              | -28             | +0                  | -19                             | +30                             | -1.4%                             | 1,494         |
| Maintenance/ Technical                        | 197           | 209           | 209           | 201           | 202           | -1              | -7              | +1                  | -7                              | +5                              | -3.5%                             | 207           |
| <b>General Support</b>                        | <b>1,456</b>  | <b>1,517</b>  | <b>1,526</b>  | <b>1,490</b>  | <b>1,491</b>  | <b>+9</b>       | <b>-35</b>      | <b>+1</b>           | <b>-26</b>                      | <b>+35</b>                      | <b>-1.7%</b>                      | <b>1,701</b>  |
| Health Care Assistants                        | 3,262         | 3,613         | 3,741         | 3,780         | 3,785         | +128            | +44             | +5                  | +172                            | +523                            | +4.8%                             | 4,331         |
| Home Help                                     | 942           | 1,021         | 1,069         | 1,044         | 1,042         | +48             | -26             | -2                  | +21                             | +100                            | +2.1%                             | 1,347         |
| Care, other                                   | 409           | 561           | 587           | 588           | 596           | +25             | +9              | +8                  | +34                             | +187                            | +6.1%                             | 677           |
| <b>Patient &amp; Client Care</b>              | <b>4,613</b>  | <b>5,195</b>  | <b>5,397</b>  | <b>5,412</b>  | <b>5,423</b>  | <b>+201</b>     | <b>+27</b>      | <b>+11</b>          | <b>+228</b>                     | <b>+810</b>                     | <b>+4.4%</b>                      | <b>6,355</b>  |



| National Services and Schemes                 | WTE DEC 2019 | WTE DEC 2022 | WTE DEC 2023 | WTE AUG 2024 | WTE SEP 2024 | WTE Change 2023 | WTE Change 2024 | WTE Change AUG 2024 | WTE Change Dec 2022 to SEP 2024 | WTE Change Dec 2019 to SEP 2024 | % WTE Change Dec 2022 to SEP 2024 | No. SEP 2024 |
|---|--------------|--------------|--------------|--------------|--------------|-----------------|-----------------|---------------------|---------------------------------|---------------------------------|-----------------------------------|--------------|
| <b>Total National Services and Schem</b>      | <b>3,086</b> | <b>3,287</b> | <b>3,654</b> | <b>3,676</b> | <b>3,678</b> | <b>+368</b>     | <b>+24</b>      | <b>+2</b>           | <b>+391</b>                     | <b>+592</b>                     | <b>+11.9%</b>                     | <b>3,872</b> |
| Consultants                                   | 1            | 1            | 1            | 1            | 1            | +0              | +0              | +0                  | +0                              | +0                              | +0.0%                             | 1            |
| Medical/ Dental, other                        | 2            | 4            | 6            | 6            | 6            | +2              | +0              | +0                  | +2                              | +4                              | +38.1%                            | 7            |
| <b>Medical &amp; Dental</b>                   | <b>3</b>     | <b>5</b>     | <b>7</b>     | <b>7</b>     | <b>7</b>     | <b>+2</b>       | <b>+0</b>       | <b>+0</b>           | <b>+2</b>                       | <b>+4</b>                       | <b>+30.8%</b>                     | <b>8</b>     |
| Nurse/ Midwife Manager                        | 1            | 5            | 6            | 10           | 10           | +1              | +4              | +0                  | +5                              | +9                              | +102.8%                           | 11           |
| Staff Nurse/ Staff Midwife                    | 1            |              |              |              |              |                 |                 |                     |                                 | -1                              | -100.0%                           |              |
| <b>Nursing &amp; Midwifery</b>                | <b>2</b>     | <b>5</b>     | <b>6</b>     | <b>10</b>    | <b>10</b>    | <b>+1</b>       | <b>+4</b>       | <b>+0</b>           | <b>+5</b>                       | <b>+8</b>                       | <b>+102.8%</b>                    | <b>11</b>    |
| Dietitians                                    | 1            | 1            | 1            |              |              | +0              | -1              |                     | -1                              | -1                              | -100.0%                           |              |
| Occupational Therapists                       |              |              |              |              |              |                 |                 |                     |                                 |                                 | -100.0%                           |              |
| Therapy Professions                           | 1            | 1            | 1            |              |              | +0              | -1              |                     | -1                              | -1                              | -100.0%                           |              |
| Health Science/ Diagnostics                   | 1            |              |              |              |              |                 |                 |                     |                                 | -1                              | -100.0%                           |              |
| Social Care                                   |              |              | 1            | 1            | 1            | +1              | +0              | +0                  | +1                              | +1                              | -100.0%                           | 1            |
| Pharmacy                                      | 29           | 43           | 49           | 51           | 51           | +6              | +1              | +0                  | +8                              | +21                             | +18.3%                            | 52           |
| H&SC, Other                                   | 528          | 545          | 579          | 606          | 612          | +34             | +32             | +5                  | +66                             | +84                             | +12.2%                            | 680          |
| <b>Health &amp; Social Care Professionals</b> | <b>559</b>   | <b>589</b>   | <b>630</b>   | <b>658</b>   | <b>663</b>   | <b>+41</b>      | <b>+33</b>      | <b>+5</b>           | <b>+74</b>                      | <b>+104</b>                     | <b>+12.6%</b>                     | <b>733</b>   |
| Management (VIII & above)                     | 57           | 64           | 91           | 84           | 86           | +27             | -5              | +2                  | +22                             | +29                             | +35.2%                            | 87           |
| Administrative/ Supervisory (V to VII)        | 160          | 225          | 275          | 314          | 322          | +50             | +46             | +8                  | +97                             | +161                            | +43.0%                            | 333          |
| Clerical (III & IV)                           | 443          | 440          | 515          | 506          | 503          | +75             | -12             | -3                  | +63                             | +60                             | +14.4%                            | 544          |
| <b>Management &amp; Administrative</b>        | <b>660</b>   | <b>728</b>   | <b>881</b>   | <b>904</b>   | <b>910</b>   | <b>+153</b>     | <b>+30</b>      | <b>+6</b>           | <b>+182</b>                     | <b>+251</b>                     | <b>+25.0%</b>                     | <b>964</b>   |
| Support                                       | 10           | 7            | 3            | 3            | 3            | -4              | -1              | -0                  | -4                              | -7                              | -61.9%                            | 3            |
| Maintenance/ Technical                        | 11           | 8            | 12           | 12           | 12           | +4              | +0              | +0                  | +4                              | +1                              | +53.2%                            | 12           |
| <b>General Support</b>                        | <b>21</b>    | <b>15</b>    | <b>15</b>    | <b>15</b>    | <b>15</b>    | <b>+0</b>       | <b>-1</b>       | <b>-0</b>           | <b>-0</b>                       | <b>-6</b>                       | <b>-1.9%</b>                      | <b>15</b>    |
| Health Care Assistants                        | 2            | 1            | 1            | 1            | 1            | -0              | -0              | -0                  | -0                              | -1                              | -26.1%                            | 1            |
| Ambulance Staff                               | 1,826        | 1,932        | 2,104        | 2,072        | 2,062        | +172            | -42             | -10                 | +130                            | +236                            | +6.7%                             | 2,129        |
| Care, other                                   | 15           | 12           | 11           | 10           | 10           | -1              | -0              | +1                  | -1                              | -4                              | -11.8%                            | 11           |
| <b>Patient &amp; Client Care</b>              | <b>1,842</b> | <b>1,944</b> | <b>2,115</b> | <b>2,083</b> | <b>2,073</b> | <b>+171</b>     | <b>-43</b>      | <b>-10</b>          | <b>+128</b>                     | <b>+230</b>                     | <b>+6.6%</b>                      | <b>2,141</b> |



| Corporate Centre                              | WTE DEC 2019 | WTE DEC 2022 | WTE DEC 2023 | WTE AUG 2024 | WTE SEP 2024 | WTE Change 2023 | WTE Change 2024 | WTE Change AUG 2024 | WTE Change Dec 2022 to SEP 2024 | WTE Change Dec 2019 to SEP 2024 | % WTE Change Dec 2022 to SEP 2024 | No. SEP 2024 |
|---|--------------|--------------|--------------|--------------|--------------|-----------------|-----------------|---------------------|---------------------------------|---------------------------------|-----------------------------------|--------------|
| <b>Total Corporate Centre</b>                 | <b>4,768</b> | <b>5,814</b> | <b>6,496</b> | <b>6,378</b> | <b>6,362</b> | <b>+681</b>     | <b>-134</b>     | <b>-16</b>          | <b>+547</b>                     | <b>+1,594</b>                   | <b>+9.4%</b>                      | <b>6,745</b> |
| Consultants                                   | 61           | 85           | 106          | 128          | 131          | +21             | +25             | +3                  | +46                             | +70                             | +54.3%                            | 138          |
| Registrars                                    | 76           | 95           | 110          | 105          | 104          | +14             | -6              | -2                  | +9                              | +27                             | +8.9%                             | 110          |
| SHO/ Interns                                  | 3            | 6            |              | 4            | 4            | -6              | +4              | +0                  | -2                              | +1                              | -37.3%                            | 4            |
| Medical/ Dental, other                        | 116          | 105          | 99           | 77           | 77           | -6              | -23             | +0                  | -28                             | -39                             | -26.8%                            | 99           |
| <b>Medical &amp; Dental</b>                   | <b>255</b>   | <b>291</b>   | <b>314</b>   | <b>314</b>   | <b>315</b>   | <b>+23</b>      | <b>+1</b>       | <b>+2</b>           | <b>+24</b>                      | <b>+60</b>                      | <b>+8.2%</b>                      | <b>351</b>   |
| Nurse/ Midwife Manager                        | 199          | 283          | 290          | 267          | 261          | +7              | -30             | -6                  | -22                             | +62                             | -7.9%                             | 288          |
| Nurse/ Midwife Specialist & AN/MP             | 22           | 24           | 25           | 32           | 30           | +1              | +5              | -2                  | +6                              | +7                              | +24.7%                            | 36           |
| Staff Nurse/ Staff Midwife                    | 177          | 189          | 199          | 209          | 208          | +10             | +9              | -2                  | +19                             | +31                             | +10.0%                            | 221          |
| Public Health Nurse                           | 4            | 2            | 3            | 3            | 3            | +1              | +0              | +0                  | +1                              | -1                              | +66.5%                            | 4            |
| Nursing/ Midwifery awaiting registration      |              |              | 2            |              |              | +2              | -2              |                     |                                 |                                 | -100.0%                           |              |
| Pre-registration Nurse/ Midwife Intern        |              |              | 1            |              |              | +1              | -1              |                     |                                 |                                 | -100.0%                           |              |
| Nursing/ Midwifery Student                    |              |              | 3            |              |              | +3              | -3              |                     |                                 |                                 | -100.0%                           |              |
| Nursing/ Midwifery other                      | 68           | 74           | 76           | 69           | 69           | +1              | -7              | +0                  | -5                              | +1                              | -7.1%                             | 75           |
| <b>Nursing &amp; Midwifery</b>                | <b>470</b>   | <b>571</b>   | <b>595</b>   | <b>580</b>   | <b>570</b>   | <b>+23</b>      | <b>-25</b>      | <b>-10</b>          | <b>-2</b>                       | <b>+99</b>                      | <b>-0.3%</b>                      | <b>624</b>   |
| Dietitians                                    | 18           | 11           | 9            | 10           | 9            | -2              | 0               | -1                  | -3                              | -9                              | -22.0%                            | 11           |
| Occupational Therapists                       | 11           | 11           | 10           | 9            | 9            | -2              | -1              | 0                   | -3                              | -2                              | -22.1%                            | 9            |
| Physiotherapists                              | 1            | 3            | 2            | 1            |              | -1              | -2              | -1                  | -3                              | -1                              | -100.0%                           |              |
| Speech & Language Therapists                  | 1            |              | 1            | 1            | 1            | +1              | 0               | +0                  | 1                               | +0                              | -100.0%                           | 1            |
| Therapy Professions                           | 31           | 25           | 22           | 21           | 19           | -3              | -3              | -2                  | -7                              | -13                             | -26.1%                            | 21           |
| Health Science/ Diagnostics                   | 161          | 145          | 155          | 149          | 151          | +11             | -4              | +2                  | +6                              | -10                             | +4.3%                             | 190          |
| Social Care                                   | 4            | 3            | 4            | 4            | 3            | +1              | -1              | -1                  | -0                              | -1                              | -2.9%                             | 3            |
| Pharmacy                                      | 16           | 42           | 53           | 58           | 56           | +11             | +3              | -1                  | +14                             | +40                             | +34.2%                            | 59           |
| Psychologists                                 | 9            | 7            | 7            | 6            | 6            | -0              | -1              | +0                  | -1                              | -3                              | -18.6%                            | 6            |
| Social Workers                                | 34           | 34           | 37           | 36           | 36           | +3              | -1              | -0                  | +2                              | +2                              | +5.0%                             | 40           |
| H&SC, Other                                   | 44           | 86           | 122          | 133          | 137          | +37             | +15             | +4                  | +52                             | +93                             | +60.3%                            | 146          |
| <b>Health &amp; Social Care Professionals</b> | <b>299</b>   | <b>342</b>   | <b>401</b>   | <b>406</b>   | <b>408</b>   | <b>+59</b>      | <b>+7</b>       | <b>+2</b>           | <b>+66</b>                      | <b>+109</b>                     | <b>+19.2%</b>                     | <b>465</b>   |
| Management (VIII & above)                     | 762          | 963          | 1,027        | 996          | 1,014        | +64             | -13             | +18                 | +51                             | +252                            | +5.3%                             | 1,047        |
| Administrative/ Supervisory (V to VII)        | 1,352        | 1,941        | 2,268        | 2,246        | 2,236        | +328            | -33             | -11                 | +295                            | +883                            | +15.2%                            | 2,335        |
| Clerical (III & IV)                           | 1,174        | 1,249        | 1,371        | 1,337        | 1,320        | +122            | -52             | -17                 | +70                             | +146                            | +5.6%                             | 1,402        |
| <b>Management &amp; Administrative</b>        | <b>3,288</b> | <b>4,153</b> | <b>4,667</b> | <b>4,579</b> | <b>4,569</b> | <b>+514</b>     | <b>-98</b>      | <b>-10</b>          | <b>+417</b>                     | <b>+1,282</b>                   | <b>+10.0%</b>                     | <b>4,784</b> |
| Support                                       | 122          | 132          | 157          | 150          | 152          | +25             | -5              | +3                  | +20                             | +30                             | +15.2%                            | 160          |
| Maintenance/ Technical                        | 233          | 227          | 237          | 231          | 231          | +9              | -6              | -1                  | +3                              | -2                              | +1.5%                             | 237          |
| <b>General Support</b>                        | <b>355</b>   | <b>360</b>   | <b>394</b>   | <b>381</b>   | <b>383</b>   | <b>+34</b>      | <b>-11</b>      | <b>+2</b>           | <b>+23</b>                      | <b>+28</b>                      | <b>+6.5%</b>                      | <b>397</b>   |
| Health Care Assistants                        | 47           | 80           | 97           | 90           | 88           | +17             | -9              | -2                  | +8                              | +41                             | +9.9%                             | 95           |
| Ambulance Staff                               | 2            |              |              |              |              |                 |                 |                     |                                 | -2                              | -100.0%                           |              |
| Care, other                                   | 52           | 17           | 28           | 28           | 28           | +11             | -0              | -0                  | +11                             | -24                             | +67.0%                            | 29           |
| <b>Patient &amp; Client Care</b>              | <b>101</b>   | <b>97</b>    | <b>125</b>   | <b>118</b>   | <b>116</b>   | <b>+28</b>      | <b>-9</b>       | <b>-2</b>           | <b>+19</b>                      | <b>+15</b>                      | <b>+19.9%</b>                     | <b>124</b>   |





## Employment Report Grade Group : SEP 2024

| Employment by Grade Group SEP 2024           | WTE DEC 2019   | WTE DEC 2022   | WTE DEC 2023   | WTE AUG 2024   | WTE SEP 2024   | WTE Change 2023 | WTE Change 2024 | WTE Change AUG 2024 | WTE Change Dec 2022 to SEP 2024 | WTE Change Dec 2019 to SEP 2024 | % WTE Change Dec 2022 to SEP 2024 | No. SEP 2024   |
|--|----------------|----------------|----------------|----------------|----------------|-----------------|-----------------|---------------------|---------------------------------|---------------------------------|-----------------------------------|----------------|
| <b>Overall</b>                               | <b>119,813</b> | <b>137,745</b> | <b>145,985</b> | <b>147,714</b> | <b>147,557</b> | <b>+8,239</b>   | <b>+1,572</b>   | <b>-157</b>         | <b>+9,811</b>                   | <b>+27,744</b>                  | <b>+7.1%</b>                      | <b>166,649</b> |
| Consultant Anaesthesia                       | 407            | 453            | 490            | 522            | 525            | +37             | +35             | +3                  | +72                             | +118                            | +15.9%                            | 558            |
| Consultant Dentistry                         | 17             | 19             | 22             | 23             | 22             | +3              | -1              | -1                  | +3                              | +5                              | +13.2%                            | 26             |
| Consultant Emergency Medicine                | 108            | 156            | 185            | 199            | 198            | +29             | +13             | -1                  | +42                             | +90                             | +27.1%                            | 215            |
| Consultant Intensive Care Medicine           | 16             | 23             | 26             | 27             | 25             | +3              | -1              | -1                  | +2                              | +9                              | +10.5%                            | 27             |
| Consultant Medicine                          | 829            | 1,099          | 1,229          | 1,320          | 1,329          | +130            | +100            | +9                  | +230                            | +500                            | +20.9%                            | 1,450          |
| Consultant Obstetrics & Gynaecology          | 161            | 178            | 199            | 202            | 205            | +21             | +6              | +3                  | +27                             | +44                             | +15.3%                            | 222            |
| Consultant Paediatrics                       | 197            | 238            | 260            | 271            | 273            | +22             | +13             | +2                  | +35                             | +75                             | +14.7%                            | 294            |
| Consultant Pathology                         | 259            | 297            | 311            | 326            | 335            | +14             | +24             | +8                  | +38                             | +76                             | +12.8%                            | 362            |
| Consultant Psychiatry                        | 407            | 449            | 488            | 493            | 497            | +39             | +9              | +3                  | +48                             | +90                             | +10.6%                            | 552            |
| Consultant Radiology                         | 295            | 320            | 353            | 373            | 374            | +32             | +21             | +1                  | +53                             | +78                             | +16.7%                            | 395            |
| Consultant Surgery                           | 553            | 638            | 684            | 702            | 709            | +46             | +25             | +8                  | +71                             | +156                            | +11.2%                            | 767            |
| <b>Consultants</b>                           | <b>3,250</b>   | <b>3,869</b>   | <b>4,246</b>   | <b>4,459</b>   | <b>4,492</b>   | <b>+377</b>     | <b>+245</b>     | <b>+33</b>          | <b>+622</b>                     | <b>+1,241</b>                   | <b>+16.1%</b>                     | <b>4,868</b>   |
| Registrar                                    | 2,268          | 2,617          | 2,851          | 2,987          | 3,020          | +234            | +169            | +33                 | +403                            | +751                            | +15.4%                            | 3,103          |
| Senior Registrar                             | 215            | 259            | 262            | 279            | 280            | +3              | +19             | +1                  | +22                             | +65                             | +8.5%                             | 294            |
| Specialist Registrar                         | 1,197          | 1,478          | 1,528          | 1,614          | 1,611          | +50             | +83             | -3                  | +133                            | +414                            | +9.0%                             | 1,652          |
| <b>Registrars</b>                            | <b>3,681</b>   | <b>4,353</b>   | <b>4,640</b>   | <b>4,879</b>   | <b>4,911</b>   | <b>+287</b>     | <b>+271</b>     | <b>+31</b>          | <b>+558</b>                     | <b>+1,230</b>                   | <b>+12.8%</b>                     | <b>5,049</b>   |
| Interns                                      | 726            | 815            | 862            | 872            | 864            | +47             | +2              | -8                  | +49                             | +138                            | +6.0%                             | 867            |
| Senior House Officer                         | 2,389          | 2,846          | 3,227          | 3,240          | 3,328          | +381            | +101            | +89                 | +482                            | +939                            | +16.9%                            | 3,387          |
| <b>SHO/ Interns</b>                          | <b>3,115</b>   | <b>3,661</b>   | <b>4,089</b>   | <b>4,111</b>   | <b>4,192</b>   | <b>+428</b>     | <b>+103</b>     | <b>+81</b>          | <b>+531</b>                     | <b>+1,077</b>                   | <b>+14.5%</b>                     | <b>4,254</b>   |
| Dentists                                     | 311            | 315            | 310            | 290            | 291            | -5              | -19             | +1                  | -24                             | -20                             | -7.7%                             | 397            |
| Other Medical                                | 500            | 498            | 476            | 448            | 450            | -23             | -26             | +2                  | -48                             | -50                             | -9.7%                             | 713            |
| <b>Medical/ Dental, other</b>                | <b>811</b>     | <b>813</b>     | <b>786</b>     | <b>737</b>     | <b>741</b>     | <b>-27</b>      | <b>-45</b>      | <b>+4</b>           | <b>-72</b>                      | <b>-70</b>                      | <b>-8.9%</b>                      | <b>1,110</b>   |
| <b>Medical &amp; Dental</b>                  | <b>10,857</b>  | <b>12,697</b>  | <b>13,761</b>  | <b>14,187</b>  | <b>14,336</b>  | <b>+1,064</b>   | <b>+575</b>     | <b>+149</b>         | <b>+1,639</b>                   | <b>+3,479</b>                   | <b>+12.9%</b>                     | <b>+15,281</b> |
| Clinical Nurse/ Midwife Manager 1            | 1,713          | 1,853          | 1,918          | 1,946          | 1,943          | +65             | +25             | -3                  | +91                             | +231                            | +4.9%                             | 2,106          |
| Clinical Nurse/ Midwife Manager 2            | 4,361          | 5,218          | 5,549          | 5,512          | 5,497          | +331            | -52             | -15                 | +278                            | +1,136                          | +5.3%                             | 6,048          |
| Clinical Nurse/ Midwife Manager 3            | 679            | 800            | 842            | 867            | 855            | +42             | +13             | -12                 | +55                             | +176                            | +6.9%                             | 895            |
| Director Nursing/Midwifery, Assistant        | 936            | 1,135          | 1,247          | 1,223          | 1,215          | +111            | -32             | -8                  | +80                             | +279                            | +7.0%                             | 1,299          |
| Director of Nursing/Midwifery                | 298            | 338            | 354            | 349            | 348            | +15             | -6              | -1                  | +10                             | +50                             | +2.8%                             | 355            |
| <b>Nurse/ Midwife Manager</b>                | <b>7,986</b>   | <b>9,345</b>   | <b>9,910</b>   | <b>9,898</b>   | <b>9,858</b>   | <b>+565</b>     | <b>-52</b>      | <b>-39</b>          | <b>+513</b>                     | <b>+1,872</b>                   | <b>+5.5%</b>                      | <b>10,703</b>  |
| Advanced Nurse/ Midwife Practitioner         | 273            | 538            | 661            | 728            | 754            | +123            | +93             | +26                 | +216                            | +481                            | +40.0%                            | 789            |
| Adv. Nurse/ Midwife, Candidate               | 110            | 300            | 444            | 433            | 420            | +143            | -24             | -13                 | +119                            | +310                            | +39.8%                            | 434            |
| Clinical Nurse/ Midwife Spec., Candidate     |                |                | 6              | 38             | 39             | +6              | +32             | +1                  | +39                             | +39                             | -100.0%                           | 40             |
| Clinical Nurse/ Midwife Specialist           | 1,611          | 2,135          | 2,469          | 2,603          | 2,587          | +334            | +118            | -17                 | +451                            | +976                            | +21.1%                            | 2,927          |
| <b>Nurse/ Midwife Specialist &amp; AN/MP</b> | <b>1,993</b>   | <b>2,974</b>   | <b>3,580</b>   | <b>3,802</b>   | <b>3,799</b>   | <b>+606</b>     | <b>+219</b>     | <b>-3</b>           | <b>+825</b>                     | <b>+1,806</b>                   | <b>+27.7%</b>                     | <b>4,190</b>   |
| Nursing Bank                                 | 31             | 10             | 6              | 4              | 2              | -4              | -4              | -1                  | -8                              | -29                             | -77.0%                            | 7              |
| Staff Midwives                               | 1,458          | 1,431          | 1,356          | 1,400          | 1,382          | -75             | +26             | -18                 | -49                             | -76                             | -3.4%                             | 1,642          |
| Staff Nurse [Intellectual Disability]        | 1,602          | 1,779          | 1,778          | 1,828          | 1,838          | -1              | +59             | +10                 | +59                             | +236                            | +3.3%                             | 2,134          |
| Staff Nurse [Psychiatric]                    | 3,012          | 2,936          | 2,886          | 2,833          | 2,824          | -49             | -62             | -9                  | -111                            | -188                            | -3.8%                             | 3,076          |
| Staff Nurses [General/ Children's]           | 19,584         | 22,602         | 24,329         | 25,087         | 24,883         | +1,727          | +554            | -204                | +2,281                          | +5,299                          | +10.1%                            | 27,708         |
| <b>Staff Nurse/ Staff Midwife</b>            | <b>25,687</b>  | <b>28,757</b>  | <b>30,355</b>  | <b>31,152</b>  | <b>30,929</b>  | <b>+1,598</b>   | <b>+574</b>     | <b>-223</b>         | <b>+2,172</b>                   | <b>+5,242</b>                   | <b>+7.6%</b>                      | <b>34,567</b>  |
| Public Health Nurse                          | 1,539          | 1,504          | 1,492          | 1,471          | 1,493          | -12             | +2              | +22                 | -10                             | -46                             | -0.7%                             | 1,801          |
| <b>Public Health Nurse</b>                   | <b>1,539</b>   | <b>1,504</b>   | <b>1,492</b>   | <b>1,471</b>   | <b>1,493</b>   | <b>-12</b>      | <b>+2</b>       | <b>+22</b>          | <b>-10</b>                      | <b>-46</b>                      | <b>-0.7%</b>                      | <b>1,801</b>   |
| Nursing/ Midwifery awaiting registration     | 225            | 305            | 220            | 24             | 219            | -85             | -1              | +195                | -86                             | -6                              | -28.2%                            | 265            |
| Post-registration Nurse/ Midwife Student     | 293            | 237            | 232            | 104            | 176            | -5              | -57             | +72                 | -61                             | -118                            | -25.9%                            | 230            |
| Pre-registration Nurse/ Midwife Intern       | 136            | 170            | 112            | 791            | 573            | -58             | +461            | -218                | +403                            | +437                            | +236.9%                           | 1,194          |
| <b>Nursing/ Midwifery Student</b>            | <b>654</b>     | <b>712</b>     | <b>564</b>     | <b>918</b>     | <b>967</b>     | <b>-147</b>     | <b>+403</b>     | <b>+49</b>          | <b>+256</b>                     | <b>+314</b>                     | <b>+35.9%</b>                     | <b>1,689</b>   |
| Nursing Education/Clinical                   | 300            | 306            | 324            | 326            | 327            | +18             | +3              | +1                  | +21                             | +27                             | +6.9%                             | 376            |
| Other Nursing/ Midwifery                     | 50             | 21             | 21             | 18             | 20             | +0              | -1              | +2                  | -1                              | -30                             | -4.8%                             | 21             |
| <b>Nursing/ Midwifery other</b>              | <b>350</b>     | <b>327</b>     | <b>345</b>     | <b>344</b>     | <b>347</b>     | <b>+18</b>      | <b>+2</b>       | <b>+3</b>           | <b>+20</b>                      | <b>-3</b>                       | <b>+6.1%</b>                      | <b>397</b>     |
| <b>Nursing &amp; Midwifery</b>               | <b>38,209</b>  | <b>43,619</b>  | <b>46,247</b>  | <b>47,584</b>  | <b>47,394</b>  | <b>+2,628</b>   | <b>+1,147</b>   | <b>-190</b>         | <b>+3,776</b>                   | <b>+9,185</b>                   | <b>+8.7%</b>                      | <b>+53,347</b> |
| Dietitians                                   | 574            | 756            | 843            | 859            | 867            | +87             | +24             | +8                  | +111                            | +293                            | +14.7%                            | 1,004          |
| Occupational Therapists                      | 1,597          | 1,945          | 2,048          | 2,035          | 2,050          | +103            | +2              | +15                 | +105                            | +452                            | +5.4%                             | 2,319          |
| Orthoptists                                  | 35             | 40             | 38             | 37             | 37             | -1              | -2              | -1                  | -3                              | +2                              | -8.0%                             | 47             |
| Physiotherapists                             | 1,851          | 2,227          | 2,369          | 2,353          | 2,378          | +142            | +9              | +24                 | +151                            | +526                            | +6.8%                             | 2,754          |
| Podiatrists & Chiropodists                   | 72             | 121            | 125            | 131            | 128            | +4              | +2              | -3                  | +7                              | +56                             | +5.7%                             | 149            |
| Speech & Language Therapists                 | 1,103          | 1,231          | 1,276          | 1,241          | 1,234          | +45             | -42             | -6                  | +3                              | +132                            | +10.2%                            | 1,453          |



## Employment Report Grade Group : SEP 2024

| Employment by Grade Group SEP 2024            | WTE DEC 2019   | WTE DEC 2022   | WTE DEC 2023   | WTE AUG 2024   | WTE SEP 2024   | WTE Change 2023 | WTE Change 2024 | WTE Change AUG 2024 | WTE Change Dec 2022 to SEP 2024 | WTE Change Dec 2019 to SEP 2024 | % WTE Change Dec 2022 to SEP 2024 | No. SEP 2024   |
|---|----------------|----------------|----------------|----------------|----------------|-----------------|-----------------|---------------------|---------------------------------|---------------------------------|-----------------------------------|----------------|
| <b>Overall</b>                                | <b>119,813</b> | <b>137,745</b> | <b>145,985</b> | <b>147,714</b> | <b>147,557</b> | <b>+8,239</b>   | <b>+1,572</b>   | <b>-157</b>         | <b>+9,811</b>                   | <b>+27,744</b>                  | <b>+7.1%</b>                      | <b>166,649</b> |
| <b>Therapy Professions</b>                    | <b>5,232</b>   | <b>6,320</b>   | <b>6,700</b>   | <b>6,656</b>   | <b>6,694</b>   | <b>+380</b>     | <b>-7</b>       | <b>+38</b>          | <b>+374</b>                     | <b>+1,461</b>                   | <b>+5.9%</b>                      | <b>7,726</b>   |
| Audiology                                     | 72             | 100            | 103            | 105            | 102            | +3              | -1              | -3                  | +2                              | +30                             | +1.8%                             | 110            |
| Biochemists                                   | 79             | 73             | 81             | 77             | 75             | +8              | -5              | -1                  | +3                              | -4                              | +4.0%                             | 81             |
| Cardiac Physiologists                         | 227            | 252            | 265            | 272            | 274            | +13             | +9              | +2                  | +22                             | +46                             | +8.7%                             | 303            |
| Clinical Engineering                          | 164            | 186            | 206            | 203            | 203            | +19             | -3              | -1                  | +16                             | +38                             | +8.8%                             | 208            |
| Dosimetrists                                  | 13             | 16             | 17             | 18             | 17             | +1              | +1              | 0                   | +2                              | +4                              | +11.6%                            | 20             |
| E.C.G. Technicians                            | 10             | 8              | 8              | 9              | 8              | 0               | 0               | -1                  | 0                               | -2                              | -4.8%                             | 10             |
| Gastrointestinal Physiologists                | 2              | 5              | 6              | 6              | 6              | +1              | 0               | 0                   | +1                              | +4                              | +17.0%                            | 6              |
| Medical Science                               | 1,977          | 2,107          | 2,147          | 2,164          | 2,160          | +40             | +13             | -4                  | +53                             | +183                            | +2.5%                             | 2,395          |
| Neuro-Physiologists                           | 50             | 55             | 52             | 50             | 50             | -3              | -2              | -1                  | -5                              | +0                              | -9.3%                             | 57             |
| Perfusionists                                 | 22             | 19             | 18             | 18             | 18             | -1              | 0               | 0                   | -2                              | -4                              | -8.5%                             | 20             |
| Phlebotomists                                 | 169            | 229            | 251            | 262            | 257            | +22             | +6              | -6                  | +28                             | +87                             | +12.1%                            | 325            |
| Physicists                                    | 188            | 198            | 215            | 224            | 226            | +17             | +11             | +2                  | +28                             | +37                             | +14.1%                            | 240            |
| Radiation Therapists                          | 199            | 205            | 204            | 211            | 216            | 0               | +11             | +5                  | +11                             | +17                             | +5.4%                             | 236            |
| Radiographers                                 | 1,229          | 1,493          | 1,524          | 1,541          | 1,547          | +30             | +24             | +6                  | +54                             | +318                            | +3.6%                             | 1,751          |
| Respiratory Physiologists                     | 66             | 74             | 85             | 87             | 88             | +11             | +3              | +1                  | +13                             | +22                             | +18.1%                            | 93             |
| Vascular Physiologists                        | 29             | 32             | 34             | 34             | 34             | +1              | 0               | 0                   | +1                              | +4                              | +3.4%                             | 38             |
| <b>Health Science/ Diagnostics</b>            | <b>4,497</b>   | <b>5,052</b>   | <b>5,214</b>   | <b>5,280</b>   | <b>5,278</b>   | <b>+162</b>     | <b>+64</b>      | <b>-2</b>           | <b>+226</b>                     | <b>+781</b>                     | <b>+4.5%</b>                      | <b>5,893</b>   |
| Social Care                                   | 2,710          | 3,171          | 3,221          | 3,287          | 3,289          | +50             | +68             | +2                  | +118                            | +579                            | +3.7%                             | 3,850          |
| <b>Social Care</b>                            | <b>2,710</b>   | <b>3,171</b>   | <b>3,221</b>   | <b>3,287</b>   | <b>3,289</b>   | <b>+50</b>      | <b>+68</b>      | <b>+2</b>           | <b>+118</b>                     | <b>+579</b>                     | <b>+3.7%</b>                      | <b>3,850</b>   |
| Pharmacists                                   | 645            | 802            | 870            | 884            | 899            | +68             | +29             | +15                 | +97                             | +254                            | +12.1%                            | 1,017          |
| Pharmacy Technicians                          | 393            | 520            | 549            | 562            | 566            | +29             | +18             | +4                  | +46                             | +174                            | +8.9%                             | 637            |
| <b>Pharmacy</b>                               | <b>1,038</b>   | <b>1,323</b>   | <b>1,419</b>   | <b>1,446</b>   | <b>1,465</b>   | <b>+96</b>      | <b>+47</b>      | <b>+19</b>          | <b>+143</b>                     | <b>+428</b>                     | <b>+10.8%</b>                     | <b>1,654</b>   |
| Psychologists                                 | 1,004          | 1,120          | 1,238          | 1,204          | 1,214          | +118            | -25             | +9                  | +93                             | +210                            | +8.3%                             | 1,405          |
| <b>Psychologists</b>                          | <b>1,004</b>   | <b>1,120</b>   | <b>1,238</b>   | <b>1,204</b>   | <b>1,214</b>   | <b>+118</b>     | <b>-25</b>      | <b>+9</b>           | <b>+93</b>                      | <b>+210</b>                     | <b>+8.3%</b>                      | <b>1,405</b>   |
| Social Workers                                | 1,166          | 1,430          | 1,559          | 1,568          | 1,568          | +129            | +9              | 0                   | +138                            | +402                            | +9.6%                             | 1,765          |
| <b>Social Workers</b>                         | <b>1,166</b>   | <b>1,430</b>   | <b>1,559</b>   | <b>1,568</b>   | <b>1,568</b>   | <b>+129</b>     | <b>+9</b>       | <b>0</b>            | <b>+138</b>                     | <b>+402</b>                     | <b>+9.6%</b>                      | <b>1,765</b>   |
| Counsellor Therapists                         | 238            | 288            | 313            | 320            | 322            | +25             | +9              | +2                  | +34                             | +85                             | +11.9%                            | 358            |
| Dental Hygienists                             | 59             | 62             | 58             | 59             | 58             | -4              | -1              | -2                  | -5                              | -1                              | -7.5%                             | 76             |
| Environmental Health Officers                 | 528            | 545            | 567            | 546            | 553            | +22             | -14             | +8                  | +8                              | +25                             | +1.5%                             | 606            |
| HSCP Trainees/Students                        | 70             | 85             | 97             | 66             | 39             | +12             | -58             | -27                 | -45                             | -31                             | -53.5%                            | 60             |
| Other Health & Social Care                    | 182            | 226            | 310            | 355            | 375            | +84             | +65             | +21                 | +149                            | +193                            | +66.1%                            | 429            |
| Play Therapists/ Specialists                  | 46             | 54             | 63             | 63             | 62             | +8              | -1              | -1                  | +7                              | +16                             | +13.6%                            | 80             |
| Vaccinators                                   |                | 46             | 26             | 11             | 11             | -20             | -14             | +1                  | -35                             | +11                             | -75.6%                            | 37             |
| <b>H&amp;SC, Other</b>                        | <b>1,122</b>   | <b>1,306</b>   | <b>1,434</b>   | <b>1,420</b>   | <b>1,421</b>   | <b>+128</b>     | <b>-13</b>      | <b>+1</b>           | <b>+115</b>                     | <b>+299</b>                     | <b>+8.8%</b>                      | <b>1,646</b>   |
| <b>Health &amp; Social Care Professionals</b> | <b>16,769</b>  | <b>19,721</b>  | <b>20,785</b>  | <b>20,861</b>  | <b>20,928</b>  | <b>+1,064</b>   | <b>+143</b>     | <b>+67</b>          | <b>+1,207</b>                   | <b>+4,160</b>                   | <b>+6.1%</b>                      | <b>+23,939</b> |
| CEO/Chief Officer                             | 49             | 56             | 55             | 59             | 54             | 0               | -1              | -5                  | -2                              | +5                              | -2.9%                             | 54             |
| General Managers                              | 479            | 590            | 634            | 618            | 615            | +44             | -18             | -2                  | +25                             | +136                            | +4.3%                             | 632            |
| National Director                             | 19             | 20             | 18             | 17             | 17             | -2              | -1              | +0                  | -3                              | -2                              | -14.1%                            | 17             |
| National Director, Assistant                  | 145            | 185            | 185            | 180            | 184            | +0              | -1              | +4                  | -1                              | +39                             | -0.5%                             | 188            |
| Other Executives                              | 136            | 167            | 165            | 166            | 170            | -1              | +5              | +4                  | +3                              | +34                             | +1.9%                             | 172            |
| VIII  | 1,017          | 1,429          | 1,481          | 1,437          | 1,443          | +52             | -38             | +6                  | +14                             | +425                            | +1.0%                             | 1,493          |
| <b>Management (VIII &amp; above)</b>          | <b>1,845</b>   | <b>2,446</b>   | <b>2,539</b>   | <b>2,477</b>   | <b>2,483</b>   | <b>+92</b>      | <b>-56</b>      | <b>+6</b>           | <b>+37</b>                      | <b>+638</b>                     | <b>+1.5%</b>                      | <b>2,556</b>   |
| Middle Management (V-VII)                     | 5,168          | 7,704          | 8,857          | 8,845          | 8,854          | +1,153          | -4              | +9                  | +1,149                          | +3,685                          | +14.9%                            | 9,335          |
| Other Administrative                          | 37             | 32             | 30             | 23             | 23             | -2              | -7              | +0                  | -10                             | -14                             | -29.5%                            | 23             |
| <b>Administrative/ Supervisory (V to VII)</b> | <b>5,205</b>   | <b>7,737</b>   | <b>8,887</b>   | <b>8,868</b>   | <b>8,876</b>   | <b>+1,151</b>   | <b>-11</b>      | <b>+9</b>           | <b>+1,140</b>                   | <b>+3,672</b>                   | <b>+14.7%</b>                     | <b>9,358</b>   |
| General Administrative (III & IV)             | 11,801         | 12,974         | 13,978         | 13,690         | 13,594         | +1,005          | -385            | -97                 | +620                            | +1,793                          | +4.8%                             | 15,325         |
| <b>Clerical (III &amp; IV)</b>                | <b>11,801</b>  | <b>12,974</b>  | <b>13,978</b>  | <b>13,690</b>  | <b>13,594</b>  | <b>+1,005</b>   | <b>-385</b>     | <b>-97</b>          | <b>+620</b>                     | <b>+1,793</b>                   | <b>+4.8%</b>                      | <b>15,325</b>  |
| <b>Management &amp; Administrative</b>        | <b>18,851</b>  | <b>23,156</b>  | <b>25,404</b>  | <b>25,035</b>  | <b>24,953</b>  | <b>+2,248</b>   | <b>-451</b>     | <b>-82</b>          | <b>+1,797</b>                   | <b>+6,102</b>                   | <b>+7.8%</b>                      | <b>+27,239</b> |
| Catering                                      | 883            | 853            | 2,177          | 2,623          | 2,653          | +1,324          | +475            | +29                 | +1,799                          | +1,770                          | +210.9%                           | 3,077          |
| Household Services                            | 4,154          | 4,624          | 3,220          | 2,751          | 2,713          | -1,404          | -507            | -38                 | -1,911                          | -1,441                          | -41.3%                            | 3,255          |
| Other Labs & Associated                       | 389            | 620            | 665            | 687            | 656            | +45             | -9              | -31                 | +36                             | +267                            | +5.7%                             | 714            |
| Other Support                                 | 1,134          | 1,108          | 1,062          | 1,043          | 1,043          | -46             | -18             | +1                  | -64                             | -91                             | -5.8%                             | 1,255          |
| Portering                                     | 1,572          | 1,708          | 1,777          | 1,789          | 1,768          | +69             | -9              | -21                 | +60                             | +196                            | +3.5%                             | 1,867          |
| <b>Support</b>                                | <b>8,131</b>   | <b>8,913</b>   | <b>8,901</b>   | <b>8,893</b>   | <b>8,833</b>   | <b>-12</b>      | <b>-69</b>      | <b>-60</b>          | <b>-80</b>                      | <b>+702</b>                     | <b>-0.9%</b>                      | <b>10,168</b>  |
| Maintenance                                   | 1,059          | 1,067          | 1,079          | 1,074          | 1,076          | +13             | -3              | +3                  | +10                             | +18                             | +0.9%                             | 1,120          |
| Technical Services                            | 115            | 154            | 176            | 178            | 180            | +22             | +4              | +2                  | +26                             | +65                             | +16.9%                            | 183            |



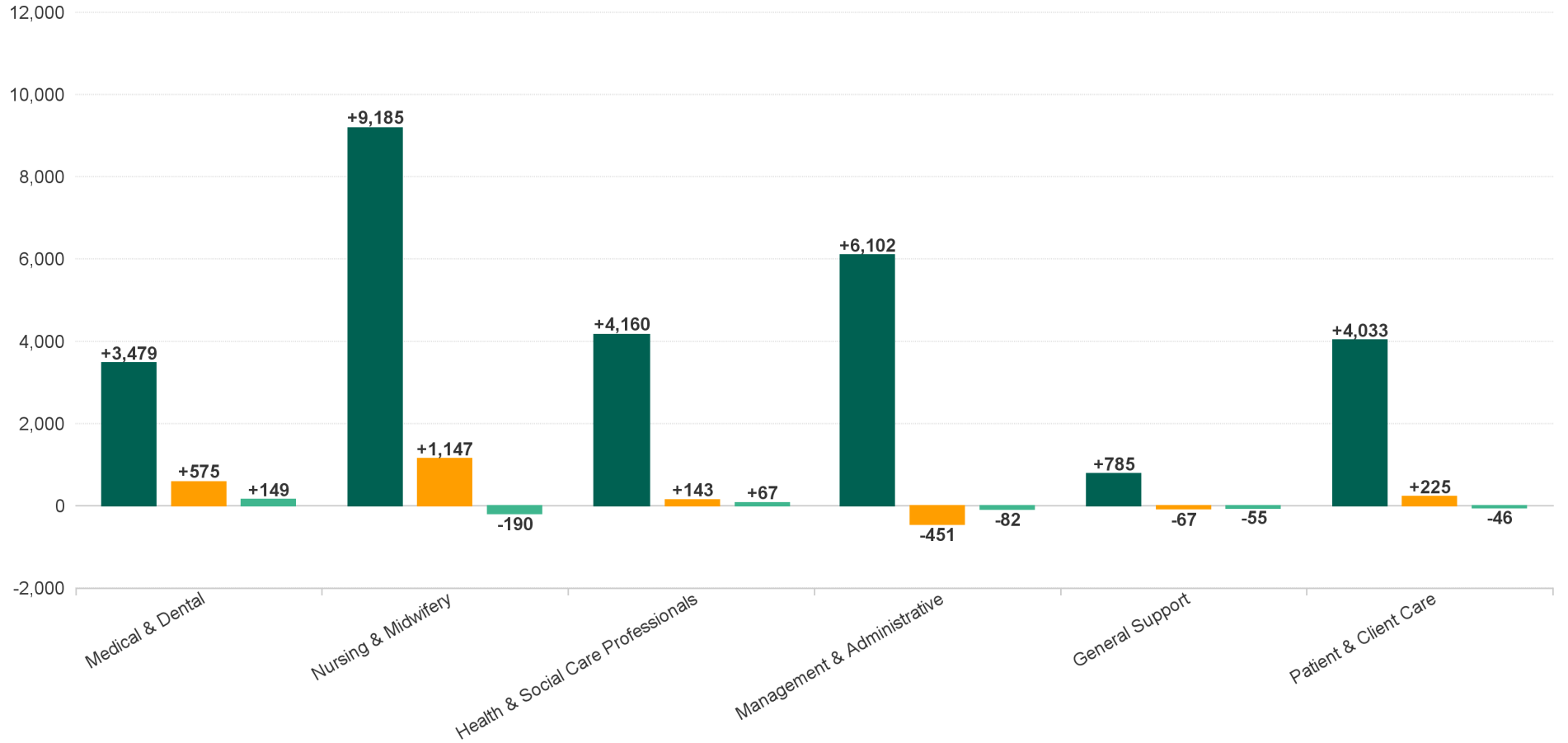
## Employment Report Grade Group : SEP 2024

| Employment by Grade Group SEP 2024    | WTE<br>DEC<br>2019 | WTE<br>DEC<br>2022 | WTE<br>DEC<br>2023 | WTE<br>AUG<br>2024 | WTE<br>SEP<br>2024 | WTE<br>Change<br>2023 | WTE<br>Change<br>2024 | WTE<br>Change<br>AUG<br>2024 | WTE<br>Change<br>Dec<br>2022 to<br>SEP<br>2024 | WTE<br>Change<br>Dec<br>2019 to<br>SEP<br>2024 | % WTE<br>Change<br>Dec<br>2022 to<br>SEP<br>2024 | No.<br>SEP<br>2024 |
|---------------------------------------|--------------------|--------------------|--------------------|--------------------|--------------------|-----------------------|-----------------------|------------------------------|--|--|--|--------------------|
| <b>Overall</b>                        | <b>119,813</b>     | <b>137,745</b>     | <b>145,985</b>     | <b>147,714</b>     | <b>147,557</b>     | <b>+8,239</b>         | <b>+1,572</b>         | <b>-157</b>                  | <b>+9,811</b>                                  | <b>+27,744</b>                                 | <b>+7.1%</b>                                     | <b>166,649</b>     |
| <b>Maintenance/ Technical</b>         | <b>1,173</b>       | <b>1,221</b>       | <b>1,255</b>       | <b>1,251</b>       | <b>1,256</b>       | <b>+34</b>            | <b>+1</b>             | <b>+5</b>                    | <b>+36</b>                                     | <b>+83</b>                                     | <b>+2.9%</b>                                     | <b>1,303</b>       |
| <b>General Support</b>                | <b>9,305</b>       | <b>10,134</b>      | <b>10,157</b>      | <b>10,144</b>      | <b>10,089</b>      | <b>+23</b>            | <b>-67</b>            | <b>-55</b>                   | <b>-44</b>                                     | <b>+785</b>                                    | <b>-0.4%</b>                                     | <b>+11,471</b>     |
| Attendant/ Aide                       | 4,863              | 3,545              | 3,491              | 3,290              | 3,281              | -54                   | -210                  | -9                           | -264   | -1,582   | -7.4%  | 3,752              |
| Health Care Assistant/ Care Assistant | 12,406             | 15,341             | 16,168             | 16,785             | 16,769             | +828                  | +601                  | -16                          | +1,428   | +4,363   | +9.3%  | 19,479             |
| Health & Social Care Assistants       | 239                | 424                | 596                | 574                | 550                | +172                  | -45                   | -23                          | +126   | +311   | +29.8%   | 607                |
| <b>Health Care Assistants</b>         | <b>17,508</b>      | <b>19,309</b>      | <b>20,255</b>      | <b>20,648</b>      | <b>20,600</b>      | <b>+946</b>           | <b>+345</b>           | <b>-49</b>                   | <b>+1,291</b>                                  | <b>+3,092</b>                                  | <b>+6.7%</b>                                     | <b>23,838</b>      |
| Home Helps                            | 3,565              | 3,782              | 3,728              | 3,664              | 3,645              | -54                   | -82                   | -19                          | -137   | +80  | -3.6%  | 5,225              |
| <b>Home Help</b>                      | <b>3,565</b>       | <b>3,782</b>       | <b>3,728</b>       | <b>3,664</b>       | <b>3,645</b>       | <b>-54</b>            | <b>-82</b>            | <b>-19</b>                   | <b>-137</b>                                    | <b>+80</b>                                     | <b>-3.6%</b>                                     | <b>5,225</b>       |
| Ambulance Control                     | 180                | 165                | 215                | 236                | 236                | +51                   | +20                   | 0                            | +71  | +56  | +43.0%   | 243                |
| Ambulance Education                   | 162                | 203                | 234                | 291                | 301                | +31                   | +67                   | +10                          | +98  | +139   | +48.3%   | 312                |
| Ambulance Officers                    | 78                 | 87                 | 73                 | 33                 | 23                 | -14                   | -49                   | -10                          | -63  | -55  | -73.1%   | 24                 |
| Pre-Hospital Care (Ambulance)         | 1,408              | 1,477              | 1,581              | 1,512              | 1,502              | +105                  | -80                   | -10                          | +25  | +93  | +1.7%  | 1,550              |
| <b>Ambulance Staff</b>                | <b>1,828</b>       | <b>1,932</b>       | <b>2,104</b>       | <b>2,072</b>       | <b>2,062</b>       | <b>+172</b>           | <b>-42</b>            | <b>-10</b>                   | <b>+130</b>                                    | <b>+234</b>                                    | <b>+6.7%</b>                                     | <b>2,129</b>       |
| Health Promotion                      | 31                 | 171                | 214                | 207                | 209                | +43                   | -5                    | +2                           | +38  | +178   | +22.2%   | 233                |
| Home Care Services                    | 132                | 186                | 199                | 203                | 209                | +13                   | +11                   | +7                           | +23  | +78  | +12.6%   | 231                |
| Other Care Grades                     | 1,017              | 1,262              | 1,327              | 1,320              | 1,316              | +65                   | -11                   | -3                           | +55  | +299   | +4.3%  | 1,542              |
| Pastoral Care                         | 145                | 120                | 121                | 126                | 124                | +1                    | +3                    | -2                           | +4   | -21  | +3.2%  | 183                |
| Workshop Services                     | 1,597              | 1,657              | 1,684              | 1,662              | 1,690              | +27                   | +6                    | +29                          | +34  | +93  | +2.0%  | 1,991              |
| <b>Care, other</b>                    | <b>2,922</b>       | <b>3,395</b>       | <b>3,545</b>       | <b>3,517</b>       | <b>3,549</b>       | <b>+149</b>           | <b>+4</b>             | <b>+32</b>                   | <b>+154</b>                                    | <b>+627</b>                                    | <b>+4.5%</b>                                     | <b>4,180</b>       |
| <b>Patient &amp; Client Care</b>      | <b>25,822</b>      | <b>28,418</b>      | <b>29,631</b>      | <b>29,902</b>      | <b>29,856</b>      | <b>+1,213</b>         | <b>+225</b>           | <b>-46</b>                   | <b>+1,438</b>                                  | <b>+4,033</b>                                  | <b>+5.1%</b>                                     | <b>+35,372</b>     |

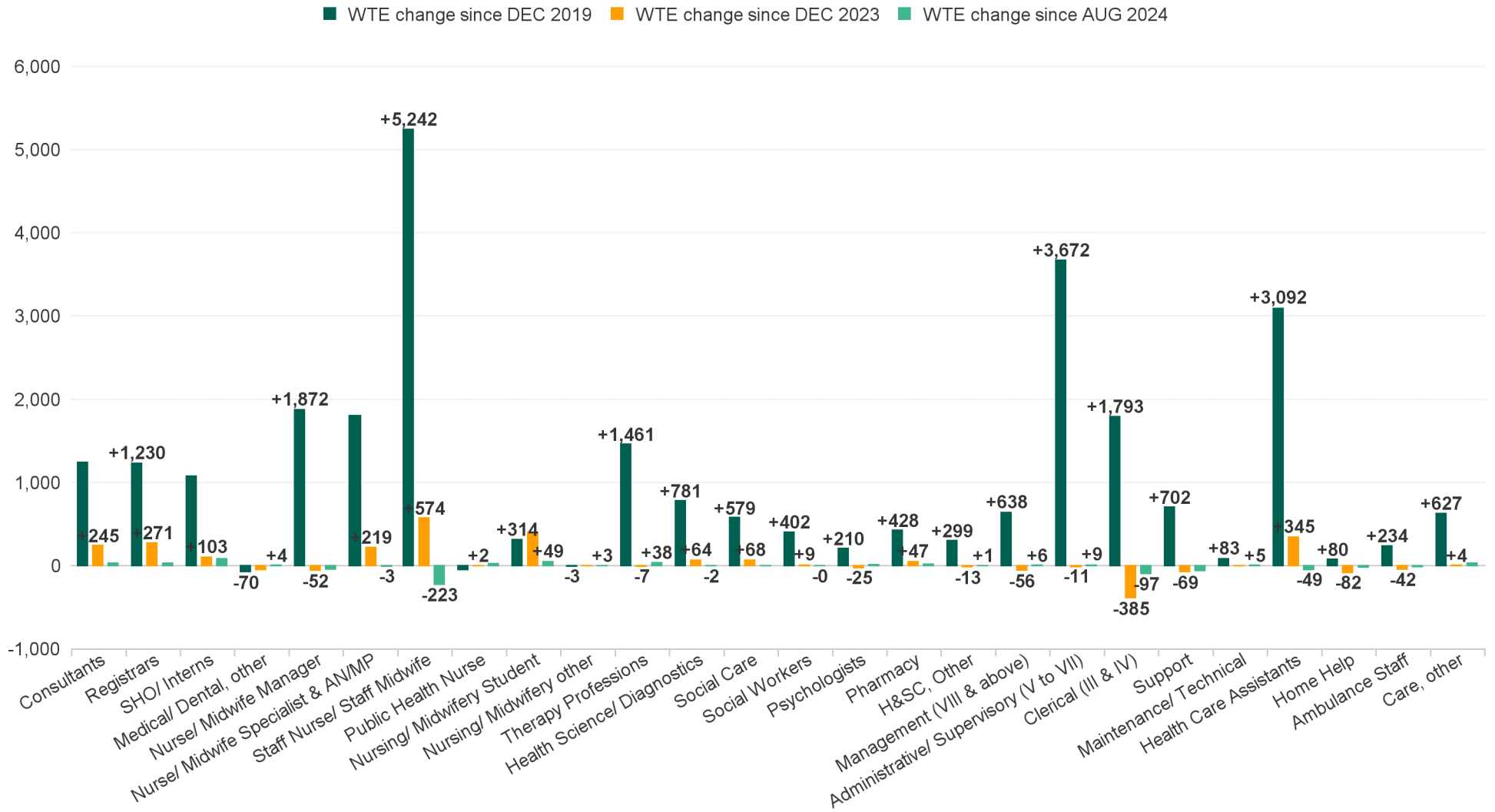


### WTE Change by Staff Category

■ WTE change since DEC 2019 ■ WTE change since DEC 2023 ■ WTE change since AUG 2024



## WTE Change by Staff Group



## Employment Report by Service : SEP 2024

| Service Delivery SEP 2024                        | WTE DEC 2019   | WTE DEC 2022   | WTE DEC 2023   | WTE AUG 2024   | WTE SEP 2024   | WTE Change 2023 | WTE Change 2024 | WTE Change AUG 2024 | WTE Change Dec 2022 to SEP 2024 | WTE Change Dec 2019 to SEP 2024 | % WTE Change Dec 2022 to SEP 2024 | No. SEP 2024   |
|--|----------------|----------------|----------------|----------------|----------------|-----------------|-----------------|---------------------|---------------------------------|---------------------------------|-----------------------------------|----------------|
| <b>Overall</b>                                   | <b>119,813</b> | <b>137,745</b> | <b>145,985</b> | <b>147,714</b> | <b>147,557</b> | <b>+8,239</b>   | <b>+1,572</b>   | <b>-157</b>         | <b>+9,811</b>                   | <b>+27,744</b>                  | <b>7.12%</b>                      | <b>166,649</b> |
| National Ambulance Service                       | 1,933          | 2,067          | 2,321          | 2,363          | 2,381          | +254            | +60             | +18                 | +314                            | +448                            | 15.21%                            | 2,475          |
| Children's Health Ireland                        | 3,602          | 4,108          | 4,522          | 4,493          | 4,517          | +414            | -5              | +24                 | +409                            | +915                            | 9.96%                             | 5,115          |
| Dublin Midlands Hospital Group                   | 11,732         | 13,424         | 14,540         | 15,066         | 15,072         | +1,116          | +532            | +6                  | +1,648                          | +3,339                          | 12.27%                            | 16,551         |
| Ireland East Hospital Group                      | 10,375         | 12,394         | 13,335         | 13,692         | 13,664         | +941            | +328            | -29                 | +1,269                          | +3,289                          | 10.24%                            | 14,888         |
| RCSI Hospitals Group                             | 13,764         | 16,234         | 16,998         | 17,310         | 17,235         | +764            | +237            | -75                 | +1,001                          | +3,471                          | 6.17%                             | 18,896         |
| Saolta University Hospital Care                  | 9,253          | 11,327         | 12,091         | 11,921         | 11,909         | +765            | -183            | -12                 | +582                            | +2,656                          | 5.14%                             | 13,227         |
| South/South West Hospital Group                  | 7,641          | 9,152          | 9,961          | 10,108         | 10,063         | +809            | +102            | -45                 | +911                            | +2,422                          | 9.95%                             | 11,307         |
| University of Limerick Hospital Group            | 4,146          | 5,222          | 5,661          | 5,780          | 5,785          | +439            | +124            | +5                  | +563                            | +1,638                          | 10.78%                            | 6,310          |
| other Acute Services                             | 91             | 127            | 148            | 128            | 109            | +22             | -39             | -19                 | -17                             | +18                             | -13.58%                           | 114            |
| <b>Acute Services</b>                            | <b>62,538</b>  | <b>74,055</b>  | <b>79,578</b>  | <b>80,863</b>  | <b>80,735</b>  | <b>+5,523</b>   | <b>+1,157</b>   | <b>-128</b>         | <b>+6,680</b>                   | <b>+18,196</b>                  | <b>9.02%</b>                      | <b>88,883</b>  |
| CHO 1  | 5,468          | 6,398          | 6,707          | 6,663          | 6,696          | +309            | -11             | +33                 | +298                            | +1,228                          | 4.66%                             | 7,638          |
| CHO 2  | 5,545          | 5,972          | 6,167          | 6,270          | 6,243          | +195            | +76             | -27                 | +271                            | +698                            | 4.54%                             | 7,354          |
| CHO 3  | 4,357          | 5,069          | 5,356          | 5,595          | 5,619          | +286            | +263            | +24                 | +550                            | +1,262                          | 10.85%                            | 6,644          |
| CHO 4  | 8,189          | 8,961          | 8,968          | 9,202          | 9,151          | +7              | +183            | -51                 | +191                            | +963                            | 2.13%                             | 11,258         |
| CHO 5  | 5,277          | 5,805          | 6,141          | 6,066          | 6,029          | +336            | -112            | -37                 | +224                            | +752                            | 3.86%                             | 7,131          |
| CHO 6  | 3,378          | 3,620          | 3,789          | 3,753          | 3,760          | +169            | -28             | +7                  | +140                            | +382                            | 3.87%                             | 4,341          |
| CHO 7  | 6,514          | 7,215          | 7,466          | 7,465          | 7,511          | +251            | +46             | +46                 | +297                            | +997                            | 4.11%                             | 8,666          |
| CHO 8  | 6,135          | 6,514          | 6,792          | 6,765          | 6,763          | +278            | -29             | -2                  | +249                            | +628                            | 3.82%                             | 8,050          |
| CHO 9  | 6,582          | 7,230          | 7,342          | 7,509          | 7,501          | +112            | +159            | -8                  | +271                            | +919                            | 3.75%                             | 8,656          |
| other Community Services                         | 640            | 740            | 840            | 827            | 817            | +101            | -23             | -10                 | +78                             | +177                            | 10.52%                            | 858            |
| <b>Community Services</b>                        | <b>52,085</b>  | <b>57,523</b>  | <b>59,567</b>  | <b>60,115</b>  | <b>60,090</b>  | <b>+2,044</b>   | <b>+524</b>     | <b>-25</b>          | <b>+2,568</b>                   | <b>+8,006</b>                   | <b>4.46%</b>                      | <b>70,596</b>  |
| <b>National Services &amp; Central Functions</b> | <b>5,190</b>   | <b>6,168</b>   | <b>6,840</b>   | <b>6,736</b>   | <b>6,732</b>   | <b>+672</b>     | <b>-109</b>     | <b>-4</b>           | <b>+564</b>                     | <b>+1,542</b>                   | <b>9.14%</b>                      | <b>7,170</b>   |

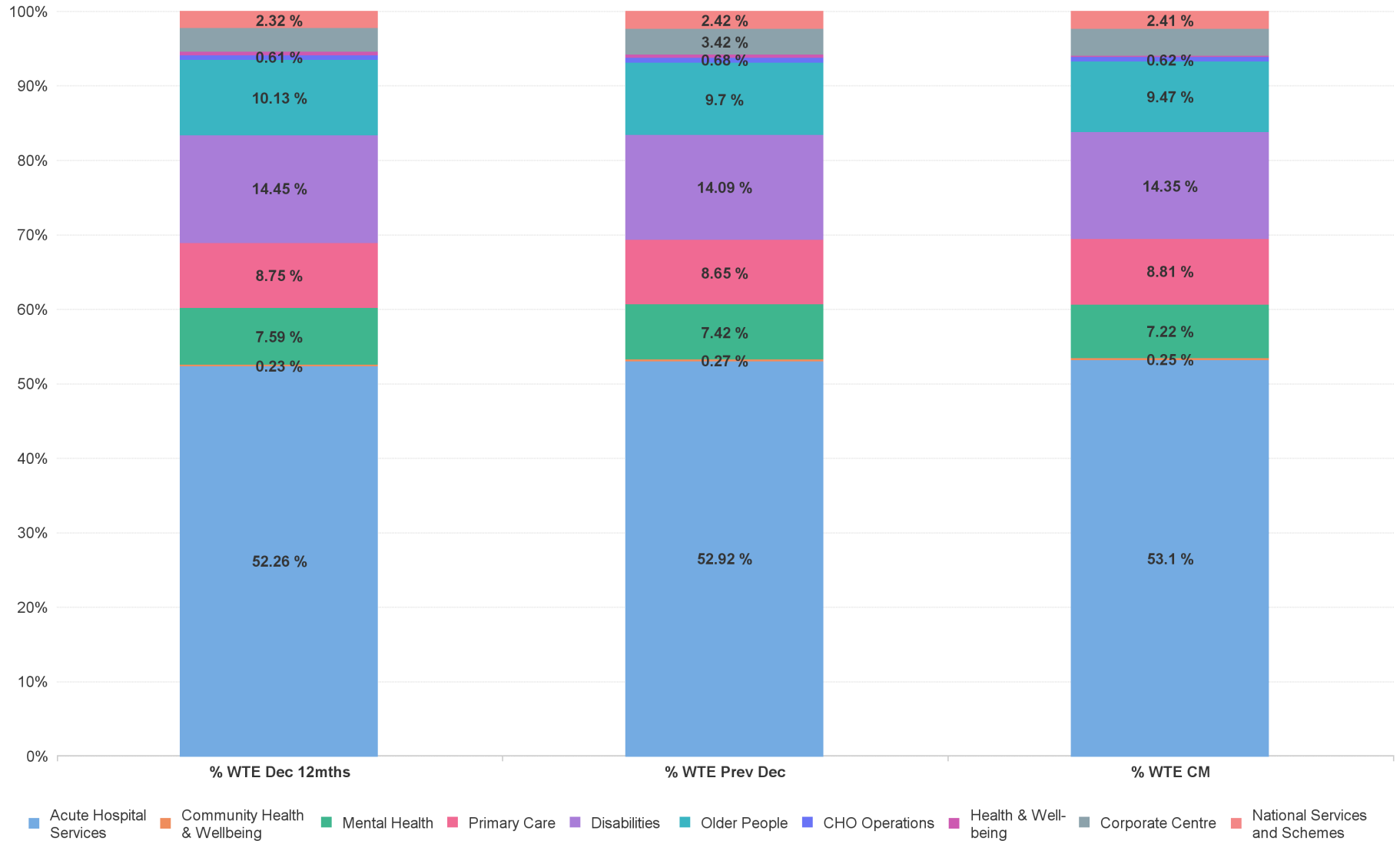


## Employment Report by Care Group : SEP 2024

| Care Group SEP 2024                              | WTE DEC 2019   | WTE DEC 2022   | WTE DEC 2023   | WTE AUG 2024   | WTE SEP 2024   | WTE Change 2023 | WTE Change 2024 | WTE Change AUG 2024 | WTE Change Dec 2022 to SEP 2024 | WTE Change Dec 2019 to SEP 2024 | % WTE Change Dec 2022 to SEP 2024 | No. SEP 2024   |
|--|----------------|----------------|----------------|----------------|----------------|-----------------|-----------------|---------------------|---------------------------------|---------------------------------|-----------------------------------|----------------|
| <b>Overall</b>                                   | <b>119,813</b> | <b>137,745</b> | <b>145,985</b> | <b>147,714</b> | <b>147,557</b> | <b>+8,239</b>   | <b>+1,572</b>   | <b>-157</b>         | <b>+9,811</b>                   | <b>+27,744</b>                  | <b>7.12%</b>                      | <b>166,649</b> |
| Acute Hospital Services                          | 60,605         | 71,988         | 77,257         | 78,499         | 78,353         | +5,269          | +1,097          | -146                | +6,365                          | +17,748                         | 8.84%                             | 86,408         |
| <b>Acute Services</b>                            | <b>60,605</b>  | <b>71,988</b>  | <b>77,257</b>  | <b>78,499</b>  | <b>78,353</b>  | <b>+5,269</b>   | <b>+1,097</b>   | <b>-146</b>         | <b>+6,365</b>                   | <b>+17,748</b>                  | <b>8.84%</b>                      | <b>86,408</b>  |
| Community Health & Wellbeing                     |                | 322            | 390            | 362            | 365            | +69             | -25             | +3                  | +43                             | +365                            | 13.51%                            | 416            |
| Mental Health                                    | 9,967          | 10,453         | 10,838         | 10,671         | 10,651         | +385            | -187            | -20                 | +197                            | +684                            | 1.89%                             | 11,726         |
| Primary Care                                     | 10,597         | 12,057         | 12,631         | 13,069         | 12,998         | +573            | +368            | -71                 | +941                            | +2,401                          | 7.80%                             | 15,541         |
| Disabilities                                     | 18,273         | 19,903         | 20,565         | 21,055         | 21,179         | +662            | +614            | +125                | +1,276                          | +2,907                          | 6.41%                             | 25,119         |
| Older People                                     | 13,239         | 13,947         | 14,154         | 14,024         | 13,975         | +207            | -179            | -49                 | +27                             | +736                            | 0.20%                             | 16,821         |
| CHO Operations                                   | 9              | 839            | 989            | 935            | 922            | +149            | -67             | -13                 | +82                             | +913                            | 9.82%                             | 973            |
| <b>Community Services</b>                        | <b>52,085</b>  | <b>57,523</b>  | <b>59,567</b>  | <b>60,115</b>  | <b>60,090</b>  | <b>+2,044</b>   | <b>+524</b>     | <b>-25</b>          | <b>+2,568</b>                   | <b>+8,006</b>                   | <b>4.46%</b>                      | <b>70,596</b>  |
| <b>National Services &amp; Central Functions</b> | <b>7,123</b>   | <b>8,235</b>   | <b>9,161</b>   | <b>9,099</b>   | <b>9,113</b>   | <b>+927</b>     | <b>-48</b>      | <b>+14</b>          | <b>+878</b>                     | <b>+1,990</b>                   | <b>10.66%</b>                     | <b>9,645</b>   |



## % Total by Care Group





## Employment Report : Acute Services SEP 2024

| Employment by Acute Services SEP 2024         | WTE<br>DEC<br>2019 | WTE<br>DEC<br>2022 | WTE<br>DEC<br>2023 | WTE<br>AUG<br>2024 | WTE<br>SEP<br>2024 | WTE<br>Change<br>2023 | WTE<br>Change<br>2024 | WTE<br>Change<br>AUG 2024 | WTE<br>Change<br>Dec 2022<br>to SEP<br>2024 | WTE<br>Change<br>Dec 2019<br>to SEP<br>2024 | % WTE<br>Change<br>Dec 2022<br>to SEP<br>2024 | No.<br>SEP<br>2024 |
|---|--------------------|--------------------|--------------------|--------------------|--------------------|-----------------------|-----------------------|---------------------------|---|---|---|--------------------|
| <b>Total Acute Services</b>                   | <b>62,538</b>      | <b>74,055</b>      | <b>79,578</b>      | <b>80,863</b>      | <b>80,735</b>      | <b>+5,523</b>         | <b>+1,157</b>         | <b>-128</b>               | <b>+6,680</b>                               | <b>+18,196</b>                              | <b>9.02%</b>                                  | <b>88,883</b>      |
| Consultants                                   | 2,782              | 3,329              | 3,644              | 3,828              | 3,856              | +315                  | +212                  | +28                       | +527  | +1,074                                      | 15.83%  | 4,162              |
| Registrars                                    | 2,943              | 3,489              | 3,711              | 3,877              | 3,906              | +222                  | +195                  | +29                       | +416  | +963  | 11.94%  | 3,998              |
| SHO/ Interns                                  | 2,795              | 3,333              | 3,716              | 3,723              | 3,794              | +383                  | +78                   | +71                       | +461  | +999  | 13.83%  | 3,838              |
| Medical/ Dental, other                        | 60                 | 75                 | 74                 | 82                 | 85                 | -1                    | +11                   | +3                        | +10   | +26   | 12.96%  | 132                |
| <b>Medical &amp; Dental</b>                   | <b>8,579</b>       | <b>10,227</b>      | <b>11,145</b>      | <b>11,510</b>      | <b>11,641</b>      | <b>+918</b>           | <b>+496</b>           | <b>+130</b>               | <b>+1,414</b>                               | <b>+3,062</b>                               | <b>13.83%</b>                                 | <b>12,130</b>      |
| Nurse/ Midwife Manager                        | 4,705              | 5,716              | 6,166              | 6,185              | 6,152              | +450                  | -14                   | -34                       | +436  | +1,447                                      | 7.62%   | 6,732              |
| Nurse/ Midwife Specialist & AN/MP             | 1,288              | 1,897              | 2,257              | 2,353              | 2,365              | +360                  | +108                  | +13                       | +469  | +1,078                                      | 24.70%  | 2,596              |
| Staff Nurse/ Staff Midwife                    | 16,676             | 19,359             | 20,988             | 21,624             | 21,454             | +1,629                | +466                  | -169                      | +2,096                                      | +4,778                                      | 10.83%  | 23,734             |
| Public Health Nurse                           | 1                  |                    |                    |                    |                    |                       |                       |                           |   | -1  | -100.00%                                      |                    |
| Nursing/ Midwifery Student                    | 431                | 538                | 351                | 662                | 670                | -187                  | +319                  | +9                        | +132  | +239  | 24.60%  | 1,181              |
| Nursing/ Midwifery other                      | 224                | 185                | 206                | 207                | 211                | +21                   | +5                    | +4                        | +26   | -13   | 14.05%  | 244                |
| <b>Nursing &amp; Midwifery</b>                | <b>23,325</b>      | <b>27,694</b>      | <b>29,968</b>      | <b>31,030</b>      | <b>30,852</b>      | <b>+2,274</b>         | <b>+884</b>           | <b>-178</b>               | <b>+3,158</b>                               | <b>+7,527</b>                               | <b>11.40%</b>                                 | <b>34,487</b>      |
| Therapy Professions                           | 2,008              | 2,563              | 2,741              | 2,762              | 2,789              | +178                  | +48                   | +26                       | +225  | +781  | 8.79%   | 3,130              |
| Health Science/ Diagnostics                   | 4,239              | 4,793              | 4,954              | 5,023              | 5,018              | +161                  | +64                   | -4                        | +225  | +780  | 4.69%   | 5,580              |
| Social Care                                   | 3                  | 3                  | 3                  | 3                  | 3                  | -1                    | 0                     | 0                         | -1  | -1  | -17.44%                                       | 4                  |
| Pharmacy                                      | 901                | 1,133              | 1,203              | 1,224              | 1,241              | +70                   | +38                   | +17                       | +107  | +340  | 9.48%   | 1,388              |
| Psychologists                                 | 101                | 136                | 175                | 169                | 173                | +39                   | -2                    | +4                        | +37   | +73   | 27.22%  | 208                |
| Social Workers                                | 355                | 441                | 505                | 509                | 507                | +64                   | +3                    | -1                        | +67   | +152  | 15.15%  | 571                |
| H&S, Other                                    | 151                | 207                | 230                | 217                | 229                | +23                   | -1                    | +13                       | +22   | +79   | 10.81%  | 291                |
| <b>Health &amp; Social Care Professionals</b> | <b>7,757</b>       | <b>9,277</b>       | <b>9,811</b>       | <b>9,906</b>       | <b>9,961</b>       | <b>+534</b>           | <b>+149</b>           | <b>+55</b>                | <b>+683</b>                                 | <b>+2,204</b>                               | <b>7.37%</b>                                  | <b>11,172</b>      |
| Management (VIII & above)                     | 518                | 720                | 750                | 738                | 733                | +30                   | -17                   | -5                        | +13   | +215  | 1.78%   | 748                |
| Administrative/ Supervisory (V to VII)        | 2,326              | 3,390              | 3,892              | 3,899              | 3,912              | +502                  | +20                   | +13                       | +522  | +1,586                                      | 15.41%  | 4,123              |
| Clerical (III & IV)                           | 6,605              | 7,264              | 7,682              | 7,573              | 7,523              | +419                  | -159                  | -50                       | +259  | +918  | 3.57%   | 8,468              |
| <b>Management &amp; Administrative</b>        | <b>9,449</b>       | <b>11,373</b>      | <b>12,325</b>      | <b>12,211</b>      | <b>12,168</b>      | <b>+951</b>           | <b>-157</b>           | <b>-43</b>                | <b>+795</b>                                 | <b>+2,719</b>                               | <b>6.99%</b>                                  | <b>13,339</b>      |
| Support                                       | 5,556              | 6,533              | 6,600              | 6,578              | 6,518              | +66                   | -82                   | -60                       | -16   | +961  | -0.24%  | 7,298              |
| Maintenance/ Technical                        | 529                | 571                | 576                | 566                | 573                | +5                    | -3                    | +7                        | +2  | +44   | 0.37%   | 586                |
| <b>General Support</b>                        | <b>6,085</b>       | <b>7,104</b>       | <b>7,176</b>       | <b>7,144</b>       | <b>7,090</b>       | <b>+72</b>            | <b>-85</b>            | <b>-53</b>                | <b>-14</b>                                  | <b>+1,005</b>                               | <b>-0.19%</b>                                 | <b>7,884</b>       |
| Health Care Assistants                        | 5,350              | 6,218              | 6,736              | 6,677              | 6,650              | +518                  | -86                   | -27                       | +432  | +1,300                                      | 6.94%   | 7,382              |
| Ambulance Staff                               | 1,825              | 1,931              | 2,103              | 2,071              | 2,061              | +172                  | -42                   | -10                       | +130  | +236  | 6.74%   | 2,128              |
| Care, other                                   | 168                | 230                | 314                | 313                | 311                | +84                   | -3                    | -2                        | +81   | +144  | 35.38%  | 361                |
| <b>Patient &amp; Client Care</b>              | <b>7,343</b>       | <b>8,379</b>       | <b>9,153</b>       | <b>9,061</b>       | <b>9,022</b>       | <b>+774</b>           | <b>-131</b>           | <b>-39</b>                | <b>+643</b>                                 | <b>+1,679</b>                               | <b>7.68%</b>                                  | <b>9,871</b>       |



## Employment Report : Community Services SEP 2024

| SEP 2024                                      | WTE DEC 2019  | WTE DEC 2022  | WTE DEC 2023  | WTE AUG 2024  | WTE SEP 2024  | WTE Change 2023 | WTE Change 2024 | WTE Change AUG 2024 | WTE Change Dec 2022 to SEP 2024 | WTE Change Dec 2019 to SEP 2024 | % WTE Change Dec 2022 to SEP 2024 | No. SEP 2024  |
|---|---------------|---------------|---------------|---------------|---------------|-----------------|-----------------|---------------------|---------------------------------|---------------------------------|-----------------------------------|---------------|
| <b>Total Community Services</b>               | <b>52,085</b> | <b>57,523</b> | <b>59,567</b> | <b>60,115</b> | <b>60,090</b> | <b>+2,044</b>   | <b>+524</b>     | <b>-25</b>          | <b>+2,568</b>                   | <b>+8,006</b>                   | <b>4.46%</b>                      | <b>70,596</b> |
| Consultants                                   | 424           | 472           | 516           | 522           | 524           | +44             | +8              | +2                  | +52                             | +100                            | 10.93%                            | 589           |
| Registrars                                    | 687           | 798           | 852           | 927           | 931           | +54             | +78             | +4                  | +132                            | +243                            | 16.55%                            | 971           |
| SHO/ Interns                                  | 319           | 327           | 373           | 387           | 397           | +46             | +24             | +11                 | +70                             | +78                             | 21.52%                            | 415           |
| Medical/ Dental, other                        | 634           | 629           | 606           | 573           | 573           | -22             | -33             | +1                  | -56                             | -61                             | -8.85%                            | 872           |
| <b>Medical &amp; Dental</b>                   | <b>2,065</b>  | <b>2,227</b>  | <b>2,348</b>  | <b>2,408</b>  | <b>2,425</b>  | <b>+122</b>     | <b>+77</b>      | <b>+17</b>          | <b>+198</b>                     | <b>+360</b>                     | <b>8.91%</b>                      | <b>2,847</b>  |
| Nurse/ Midwife Manager                        | 3,162         | 3,449         | 3,562         | 3,542         | 3,533         | +113            | -29             | -9                  | +84                             | +371                            | 2.44%                             | 3,774         |
| Nurse/ Midwife Specialist & AN/MP             | 691           | 1,064         | 1,309         | 1,438         | 1,422         | +245            | +113            | -15                 | +358                            | +731                            | 33.67%                            | 1,579         |
| Staff Nurse/ Staff Midwife                    | 9,008         | 9,366         | 9,339         | 9,499         | 9,447         | -27             | +109            | -51                 | +81                             | +439                            | 0.87%                             | 10,799        |
| Public Health Nurse                           | 1,534         | 1,502         | 1,489         | 1,469         | 1,491         | -13             | +2              | +22                 | -11                             | -43                             | -0.76%                            | 1,797         |
| Nursing/ Midwifery Student                    | 223           | 174           | 213           | 256           | 297           | +40             | +84             | +41                 | +123                            | +74                             | 71.08%                            | 508           |
| Nursing/ Midwifery other                      | 59            | 70            | 65            | 70            | 69            | -4              | +4              | -1                  | -1                              | +11                             | -1.02%                            | 80            |
| <b>Nursing &amp; Midwifery</b>                | <b>14,677</b> | <b>15,625</b> | <b>15,978</b> | <b>16,273</b> | <b>16,260</b> | <b>+353</b>     | <b>+282</b>     | <b>-13</b>          | <b>+635</b>                     | <b>+1,583</b>                   | <b>4.06%</b>                      | <b>18,537</b> |
| Therapy Professions                           | 3,204         | 3,740         | 3,946         | 3,882         | 3,895         | +206            | -51             | +13                 | +155                            | +691                            | 4.15%                             | 4,584         |
| Health Science/ Diagnostics                   | 108           | 125           | 126           | 130           | 127           | +1              | +1              | -3                  | +2                              | +19                             | 1.48%                             | 142           |
| Social Care                                   | 2,707         | 3,167         | 3,218         | 3,284         | 3,286         | +51             | +68             | +2                  | +119                            | +579                            | 3.75%                             | 3,846         |
| Pharmacy                                      | 98            | 125           | 141           | 140           | 141           | +16             | 0               | +1                  | +16                             | +43                             | 12.56%                            | 180           |
| Psychologists                                 | 901           | 983           | 1,061         | 1,033         | 1,038         | +78             | -23             | +5                  | +55                             | +137                            | 5.62%                             | 1,195         |
| Social Workers                                | 807           | 970           | 1,036         | 1,043         | 1,044         | +66             | +7              | +1                  | +73                             | +237                            | 7.56%                             | 1,175         |
| H&SC, Other                                   | 403           | 471           | 521           | 512           | 507           | +50             | -14             | -5                  | +36                             | +104                            | 7.64%                             | 609           |
| <b>Health &amp; Social Care Professionals</b> | <b>8,228</b>  | <b>9,582</b>  | <b>10,050</b> | <b>10,024</b> | <b>10,038</b> | <b>+468</b>     | <b>-12</b>      | <b>+14</b>          | <b>+456</b>                     | <b>+1,810</b>                   | <b>4.76%</b>                      | <b>11,731</b> |
| Management (VIII & above)                     | 618           | 827           | 829           | 803           | 795           | +2              | -34             | -8                  | -32                             | +177                            | -3.90%                            | 821           |
| Administrative/ Supervisory (V to VII)        | 1,507         | 2,400         | 2,719         | 2,708         | 2,709         | +319            | -10             | +2                  | +310                            | +1,202                          | 12.90%                            | 2,881         |
| Clerical (III & IV)                           | 3,694         | 4,150         | 4,578         | 4,436         | 4,411         | +428            | -167            | -26                 | +261                            | +717                            | 6.29%                             | 5,085         |
| <b>Management &amp; Administrative</b>        | <b>5,819</b>  | <b>7,377</b>  | <b>8,126</b>  | <b>7,947</b>  | <b>7,915</b>  | <b>+749</b>     | <b>-211</b>     | <b>-32</b>          | <b>+538</b>                     | <b>+2,096</b>                   | <b>7.30%</b>                      | <b>8,787</b>  |
| Support                                       | 2,461         | 2,269         | 2,164         | 2,185         | 2,182         | -104            | +18             | -3                  | -86                             | -279                            | -3.81%                            | 2,731         |
| Maintenance/ Technical                        | 406           | 425           | 438           | 452           | 451           | +13             | +13             | -1                  | +26                             | +45                             | 6.13%                             | 478           |
| <b>General Support</b>                        | <b>2,867</b>  | <b>2,694</b>  | <b>2,602</b>  | <b>2,637</b>  | <b>2,633</b>  | <b>-92</b>      | <b>+31</b>      | <b>-3</b>           | <b>-60</b>                      | <b>-233</b>                     | <b>-2.24%</b>                     | <b>3,209</b>  |
| Health Care Assistants                        | 12,147        | 13,075        | 13,505        | 13,959        | 13,937        | +430            | +432            | -21                 | +862                            | +1,791                          | 6.59%                             | 16,442        |
| Home Help                                     | 3,565         | 3,782         | 3,728         | 3,664         | 3,645         | -54             | -82             | -19                 | -137                            | +80                             | -3.62%                            | 5,225         |
| Care, other                                   | 2,717         | 3,162         | 3,230         | 3,203         | 3,236         | +68             | +7              | +33                 | +75                             | +519                            | 2.36%                             | 3,818         |
| <b>Patient &amp; Client Care</b>              | <b>18,430</b> | <b>20,019</b> | <b>20,462</b> | <b>20,826</b> | <b>20,819</b> | <b>+443</b>     | <b>+357</b>     | <b>-7</b>           | <b>+800</b>                     | <b>+2,389</b>                   | <b>4.00%</b>                      | <b>25,485</b> |



## Employment Report : National Services & Central Functions SEP 2024

| National & Central Services by Staff Group: WTE SEP 2024 | WTE DEC 2019 | WTE DEC 2022 | WTE DEC 2023 | WTE AUG 2024 | WTE SEP 2024 | WTE Change 2023 | WTE Change 2024 | WTE Change AUG 2024 | WTE Change Dec 2022 to SEP 2024 | WTE Change Dec 2019 to SEP 2024 | % WTE Change Dec 2022 to SEP 2024 | No. SEP 2024 |
|--|--------------|--------------|--------------|--------------|--------------|-----------------|-----------------|---------------------|---------------------------------|---------------------------------|-----------------------------------|--------------|
| <b>Total National Services &amp; Central Functions</b>   | <b>5,190</b> | <b>6,168</b> | <b>6,840</b> | <b>6,736</b> | <b>6,732</b> | <b>+672</b>     | <b>-109</b>     | <b>-4</b>           | <b>+564</b>                     | <b>+1,542</b>                   | <b>+9.1%</b>                      | <b>7,170</b> |
| Consultants  | 44           | 68           | 86           | 109          | 112          | +18             | +25             | +3                  | +44                             | +68                             | +64.2%                            | 117          |
| Registrars   | 51           | 65           | 76           | 76           | 74           | +11             | -2              | -1                  | +9                              | +23                             | +14.0%                            | 80           |
| SHO/ Interns   | 1            | 1            |              | 1            | 1            | -1              | +1              | +0                  | -0                              | +0                              | -27.5%                            | 1            |
| Medical/ Dental, other                                   | 117          | 109          | 105          | 83           | 83           | -4              | -23             | +0                  | -27                             | -34                             | -24.3%                            | 106          |
| <b>Medical &amp; Dental</b>                              | <b>213</b>   | <b>244</b>   | <b>268</b>   | <b>268</b>   | <b>270</b>   | <b>+24</b>      | <b>+2</b>       | <b>+2</b>           | <b>+26</b>                      | <b>+57</b>                      | <b>+10.6%</b>                     | <b>304</b>   |
| Nurse/ Midwife Manager                                   | 119          | 180          | 182          | 170          | 174          | +2              | -8              | +4                  | -6                              | +55                             | -3.6%                             | 197          |
| Nurse/ Midwife Specialist & AN/MP                        | 14           | 13           | 14           | 12           | 11           | +1              | -2              | -0                  | -2                              | -3                              | -13.5%                            | 15           |
| Staff Nurse/ Staff Midwife                               | 3            | 33           | 29           | 30           | 27           | -4              | -1              | -2                  | -5                              | +25                             | -15.6%                            | 34           |
| Public Health Nurse                                      | 4            | 2            | 3            | 3            | 3            | +1              | +0              | +0                  | +1                              | -1                              | +66.5%                            | 4            |
| Nursing/ Midwifery other                                 | 67           | 72           | 74           | 67           | 67           | +1              | -7              | +0                  | -5                              | -0                              | -7.3%                             | 73           |
| <b>Nursing &amp; Midwifery</b>                           | <b>207</b>   | <b>299</b>   | <b>300</b>   | <b>281</b>   | <b>282</b>   | <b>+1</b>       | <b>-18</b>      | <b>+1</b>           | <b>-17</b>                      | <b>+75</b>                      | <b>-5.8%</b>                      | <b>323</b>   |
| Dietitians   | 18           | 6            | 4            | 3            | 3            | -1              | -1              | +0                  | -2                              | -15                             | -40.4%                            | 4            |
| Dietitians   |              | 7            | 6            | 7            | 6            | -1              | -1              | -1                  | -1                              | +6                              | -18.1%                            | 7            |
| Occupational Therapists                                  |              | 2            |              |              |              |                 |                 |                     | -2                              |                                 | -100.0%                           |              |
| Physiotherapists   | 1            | 3            | 2            | 1            |              | -1              | -2              | -1                  | -3                              | -1                              | -100.0%                           |              |
| Speech & Language Therapists                             | 1            |              | 1            | 1            | 1            | +1              | +0              | +0                  | +1                              | +0                              | -100.0%                           | 1            |
| Therapy Professions                                      | 20           | 17           | 13           | 12           | 10           | -3              | -3              | -2                  | -7                              | -11                             | -40.7%                            | 12           |
| Health Science/ Diagnostics                              | 150          | 133          | 134          | 128          | 133          | +0              | -1              | +5                  | -0                              | -17                             | -0.3%                             | 171          |
| Pharmacy   | 39           | 64           | 75           | 82           | 84           | +11             | +9              | +2                  | +20                             | +45                             | +30.8%                            | 86           |
| Psychologists  | 2            | 1            | 2            | 2            | 2            | +1              | +0              | +0                  | +1                              | +0                              | +102.0%                           | 2            |
| Social Workers   | 4            | 19           | 18           | 17           | 17           | -1              | -1              | +0                  | -2                              | +13                             | -11.9%                            | 19           |
| H&SC, Other  | 569          | 628          | 683          | 691          | 685          | +54             | +2              | -7                  | +56                             | +116                            | +9.0%                             | 746          |
| <b>Health &amp; Social Care Professionals</b>            | <b>784</b>   | <b>862</b>   | <b>924</b>   | <b>931</b>   | <b>930</b>   | <b>+62</b>      | <b>+6</b>       | <b>-2</b>           | <b>+68</b>                      | <b>+146</b>                     | <b>+7.8%</b>                      | <b>1,036</b> |
| Management (VIII & above)                                | 710          | 899          | 959          | 936          | 955          | +61             | -4              | +19                 | +56                             | +246                            | +6.3%                             | 987          |
| Administrative/ Supervisory (V to VII)                   | 1,372        | 1,947        | 2,276        | 2,260        | 2,255        | +329            | -21             | -5                  | +308                            | +883                            | +15.8%                            | 2,354        |
| Clerical (III & IV)                                      | 1,501        | 1,560        | 1,718        | 1,681        | 1,660        | +158            | -58             | -21                 | +99                             | +158                            | +6.4%                             | 1,772        |
| <b>Management &amp; Administrative</b>                   | <b>3,583</b> | <b>4,406</b> | <b>4,953</b> | <b>4,877</b> | <b>4,870</b> | <b>+547</b>     | <b>-84</b>      | <b>-7</b>           | <b>+464</b>                     | <b>+1,287</b>                   | <b>+10.5%</b>                     | <b>5,113</b> |
| Support  | 114          | 111          | 138          | 130          | 133          | +27             | -5              | +3                  | +22                             | +19                             | +20.0%                            | 139          |
| Maintenance/ Technical                                   | 239          | 225          | 241          | 233          | 233          | +16             | -9              | -1                  | +7                              | -6                              | +3.3%                             | 239          |
| <b>General Support</b>                                   | <b>353</b>   | <b>336</b>   | <b>379</b>   | <b>364</b>   | <b>366</b>   | <b>+43</b>      | <b>-13</b>      | <b>+2</b>           | <b>+30</b>                      | <b>+13</b>                      | <b>+8.8%</b>                      | <b>378</b>   |
| Health Care Assistants                                   | 11           | 16           | 14           | 12           | 12           | -2              | -1              | -0                  | -3                              | +2                              | -20.3%                            | 14           |
| Ambulance Staff  | 3            | 1            | 1            | 1            | 1            | +0              | +0              | +0                  | +0                              | -2                              | +0.0%                             | 1            |
| Care, other  | 36           | 4            | 1            | 1            | 1            | -3              | +0              | +0                  | -3                              | -35                             | -72.0%                            | 1            |
| <b>Patient &amp; Client Care</b>                         | <b>50</b>    | <b>20</b>    | <b>16</b>    | <b>14</b>    | <b>14</b>    | <b>-5</b>       | <b>-1</b>       | <b>-0</b>           | <b>-6</b>                       | <b>-35</b>                      | <b>-28.5%</b>                     | <b>16</b>    |



## Employment Report by Care Groups: SEP 2024

| Acute Hospital Services                       | WTE DEC 2019  | WTE DEC 2022  | WTE DEC 2023  | WTE AUG 2024  | WTE SEP 2024  | WTE Change 2023 | WTE Change 2024 | WTE Change AUG 2024 | WTE Change Dec 2022 to SEP 2024 | WTE Change Dec 2019 to SEP 2024 | % WTE Change Dec 2022 to SEP 2024 | No. SEP 2024  |
|---|---------------|---------------|---------------|---------------|---------------|-----------------|-----------------|---------------------|---------------------------------|---------------------------------|-----------------------------------|---------------|
| <b>Total Acute Hospital Services</b>          | <b>60,605</b> | <b>71,988</b> | <b>77,257</b> | <b>78,499</b> | <b>78,353</b> | <b>+5,269</b>   | <b>+1,097</b>   | <b>-146</b>         | <b>+6,365</b>                   | <b>+17,748</b>                  | <b>+8.8%</b>                      | <b>86,408</b> |
| Consultants                                   | 2,781         | 3,328         | 3,643         | 3,827         | 3,855         | +315            | +212            | +28                 | +527                            | +1,074                          | +15.8%                            | 4,161         |
| Registrars                                    | 2,943         | 3,489         | 3,711         | 3,877         | 3,906         | +222            | +195            | +29                 | +416                            | +963                            | +11.9%                            | 3,998         |
| SHO/ Interns                                  | 2,795         | 3,333         | 3,716         | 3,723         | 3,794         | +383            | +78             | +71                 | +461                            | +999                            | +13.8%                            | 3,838         |
| Medical/ Dental, other                        | 60            | 75            | 74            | 82            | 85            | -1              | +11             | +3                  | +10                             | +26                             | +13.0%                            | 132           |
| <b>Medical &amp; Dental</b>                   | <b>8,578</b>  | <b>10,226</b> | <b>11,144</b> | <b>11,509</b> | <b>11,640</b> | <b>+918</b>     | <b>+496</b>     | <b>+130</b>         | <b>+1,414</b>                   | <b>+3,062</b>                   | <b>+13.8%</b>                     | <b>12,129</b> |
| Nurse/ Midwife Manager                        | 4,704         | 5,713         | 6,163         | 6,178         | 6,144         | +450            | -19             | -34                 | +431                            | +1,440                          | +7.6%                             | 6,724         |
| Nurse/ Midwife Specialist & AN/MP             | 1,288         | 1,897         | 2,257         | 2,353         | 2,365         | +360            | +108            | +13                 | +469                            | +1,078                          | +24.7%                            | 2,596         |
| Staff Nurse/ Staff Midwife                    | 16,675        | 19,359        | 20,988        | 21,624        | 21,454        | +1,629          | +466            | -169                | +2,096                          | +4,779                          | +10.8%                            | 23,734        |
| Public Health Nurse                           | 1             |               |               |               |               |                 |                 |                     |                                 | -1                              | -100.0%                           |               |
| Nursing/ Midwifery awaiting registration      | 153           | 261           | 153           | 20            | 137           | -108            | -16             | +117                | -124                            | -16                             | -47.5%                            | 160           |
| Pre-registration Nurse/ Midwife Intern        | 83            | 137           | 71            | 553           | 407           | -65             | 336             | -146                | 271                             | +325                            | +198.1%                           | 869           |
| Post-registration Nurse/ Midwife Student      | 195           | 140           | 127           | 89            | 126           | -13             | -1              | +37                 | -14                             | -70                             | -10.2%                            | 152           |
| Nursing/ Midwifery Student                    | 431           | 538           | 351           | 662           | 670           | -187            | +319            | +9                  | +132                            | +239                            | +24.6%                            | 1,181         |
| Nursing/ Midwifery other                      | 224           | 185           | 206           | 207           | 211           | +21             | +5              | +4                  | +26                             | -13                             | +14.1%                            | 244           |
| <b>Nursing &amp; Midwifery</b>                | <b>23,323</b> | <b>27,691</b> | <b>29,965</b> | <b>31,023</b> | <b>30,845</b> | <b>+2,274</b>   | <b>+880</b>     | <b>-178</b>         | <b>+3,154</b>                   | <b>+7,522</b>                   | <b>+11.4%</b>                     | <b>34,479</b> |
| Dietitians                                    | 392           | 475           | 517           | 520           | 527           | +42             | 10              | +7                  | 53                              | +135                            | +11.1%                            | 599           |
| Occupational Therapists                       | 368           | 528           | 577           | 601           | 605           | +50             | 28              | +4                  | 77                              | +237                            | +14.7%                            | 655           |
| Physiotherapists                              | 992           | 1221          | 1,286         | 1290          | 1306          | +64             | 20              | +16                 | 84                              | +313                            | +6.9%                             | 1,468         |
| Podiatrists & Chiropodists                    | 34            | 34            | 35            | 35            | 34            | +1              | -1              | -1                  | 0                               | +0                              | -0.5%                             | 41            |
| Speech & Language Therapists                  | 198           | 285           | 308           | 297           | 297           | +22             | -11             | +0                  | 12                              | +99                             | +4.1%                             | 342           |
| Orthoptists                                   | 22            | 20            | 18            | 20            | 19            | -2              | 1               | 0                   | -1                              | -3                              | -3.0%                             | 25            |
| Therapy Professions                           | 2,007         | 2,563         | 2,741         | 2,762         | 2,789         | +178            | +48             | +26                 | +225                            | +782                            | +8.8%                             | 3,130         |
| Health Science/ Diagnostics                   | 4,239         | 4,793         | 4,954         | 5,023         | 5,018         | +161            | +64             | -4                  | +225                            | +780                            | +4.7%                             | 5,580         |
| Social Care                                   | 3             | 3             | 3             | 3             | 3             | -1              | -0              | -0                  | -1                              | -1                              | -17.4%                            | 4             |
| Pharmacy                                      | 901           | 1,133         | 1,203         | 1,223         | 1,240         | +70             | +37             | +17                 | +106                            | +339                            | +9.4%                             | 1,387         |
| Psychologists                                 | 101           | 136           | 175           | 169           | 173           | +39             | -2              | +4                  | +37                             | +73                             | +27.2%                            | 208           |
| Social Workers                                | 355           | 441           | 505           | 509           | 507           | +64             | +3              | -1                  | +67                             | +152                            | +15.1%                            | 571           |
| H&SC, Other                                   | 151           | 207           | 216           | 174           | 170           | +9              | -46             | -4                  | -37                             | +19                             | -17.8%                            | 216           |
| <b>Health &amp; Social Care Professionals</b> | <b>7,756</b>  | <b>9,277</b>  | <b>9,797</b>  | <b>9,862</b>  | <b>9,900</b>  | <b>+520</b>     | <b>+103</b>     | <b>+38</b>          | <b>+623</b>                     | <b>+2,144</b>                   | <b>+6.7%</b>                      | <b>11,096</b> |
| Management (VIII & above)                     | 505           | 700           | 710           | 698           | 691           | +11             | -19             | -7                  | -8                              | +186                            | -1.2%                             | 706           |
| Administrative/ Supervisory (V to VII)        | 2,297         | 3,339         | 3,806         | 3,769         | 3,774         | +467            | -33             | +5                  | +435                            | +1,477                          | +13.0%                            | 3,981         |
| Clerical (III & IV)                           | 6,564         | 7,218         | 7,621         | 7,516         | 7,464         | +403            | -157            | -52                 | +246                            | +900                            | +3.4%                             | 8,404         |
| <b>Management &amp; Administrative</b>        | <b>9,367</b>  | <b>11,257</b> | <b>12,138</b> | <b>11,983</b> | <b>11,929</b> | <b>+881</b>     | <b>-209</b>     | <b>-54</b>          | <b>+672</b>                     | <b>+2,562</b>                   | <b>+6.0%</b>                      | <b>13,091</b> |
| Support                                       | 5,553         | 6,530         | 6,597         | 6,576         | 6,516         | +67             | -81             | -60                 | -14                             | +963                            | -0.2%                             | 7,296         |
| Maintenance/ Technical                        | 527           | 570           | 575           | 565           | 572           | +5              | -3              | +7                  | +2                              | +45                             | +0.4%                             | 585           |
| <b>General Support</b>                        | <b>6,079</b>  | <b>7,100</b>  | <b>7,172</b>  | <b>7,141</b>  | <b>7,088</b>  | <b>+72</b>      | <b>-84</b>      | <b>-53</b>          | <b>-12</b>                      | <b>+1,008</b>                   | <b>-0.2%</b>                      | <b>7,881</b>  |
| Health Care Assistants                        | 5,348         | 6,217         | 6,735         | 6,676         | 6,649         | +518            | -86             | -27                 | +432                            | +1,301                          | +6.9%                             | 7,381         |
| Care, other                                   | 153           | 219           | 304           | 304           | 302           | +85             | -2              | -2                  | +83                             | +149                            | +37.7%                            | 351           |
| <b>Patient &amp; Client Care</b>              | <b>5,501</b>  | <b>6,437</b>  | <b>7,039</b>  | <b>6,981</b>  | <b>6,951</b>  | <b>+603</b>     | <b>-88</b>      | <b>-30</b>          | <b>+514</b>                     | <b>+1,450</b>                   | <b>+8.0%</b>                      | <b>7,732</b>  |

| Community Health & Wellbeing                  | WTE DEC 2019 | WTE DEC 2022 | WTE DEC 2023 | WTE AUG 2024 | WTE SEP 2024 | WTE Change 2023 | WTE Change 2024 | WTE Change AUG 2024 | WTE Change Dec 2022 to SEP 2024 | WTE Change Dec 2019 to SEP 2024 | % WTE Change Dec 2022 to SEP 2024 | No. SEP 2024 |
|---|--------------|--------------|--------------|--------------|--------------|-----------------|-----------------|---------------------|---------------------------------|---------------------------------|-----------------------------------|--------------|
| <b>Total Community Health &amp; Wellbeing</b> |              | <b>322</b>   | <b>390</b>   | <b>362</b>   | <b>365</b>   | <b>+69</b>      | <b>-25</b>      | <b>+3</b>           | <b>+43</b>                      | <b>+365</b>                     | <b>+13.5%</b>                     | <b>416</b>   |



| Community Health & Wellbeing                  | WTE DEC 2019 | WTE DEC 2022 | WTE DEC 2023 | WTE AUG 2024 | WTE SEP 2024 | WTE Change 2023 | WTE Change 2024 | WTE Change AUG 2024 | WTE Change Dec 2022 to SEP 2024 | WTE Change Dec 2019 to SEP 2024 | % WTE Change Dec 2022 to SEP 2024 | No. SEP 2024 |
|---|--------------|--------------|--------------|--------------|--------------|-----------------|-----------------|---------------------|---------------------------------|---------------------------------|-----------------------------------|--------------|
| <b>Total Community Health &amp; Wellbeing</b> |              | <b>322</b>   | <b>390</b>   | <b>362</b>   | <b>365</b>   | <b>+69</b>      | <b>-25</b>      | <b>+3</b>           | <b>+43</b>                      | <b>+365</b>                     | <b>+13.5%</b>                     | <b>416</b>   |
| Medical/ Dental, other                        |              | 3            |              |              |              | -3              |                 |                     | -3                              |                                 | -100.0%                           |              |
| <b>Medical &amp; Dental</b>                   |              | <b>3</b>     |              |              |              | <b>-3</b>       |                 |                     | <b>-3</b>                       |                                 | <b>-100.0%</b>                    |              |
| Nurse/ Midwife Manager                        |              | 4            | 12           | 10           | 10           | +7              | -2              | +0                  | +6                              | +10                             | +126.8%                           | 11           |
| Nurse/ Midwife Specialist & AN/MP             |              |              | 3            | 6            | 6            | +3              | +3              | -0                  | +6                              | +6                              | -100.0%                           | 7            |
| Staff Nurse/ Staff Midwife                    |              |              | 1            | 1            | 1            | +1              | +0              | +0                  | +1                              | +1                              | -100.0%                           | 1            |
| Public Health Nurse                           |              | 1            |              |              |              | -1              |                 |                     | -1                              |                                 | -100.0%                           |              |
| <b>Nursing &amp; Midwifery</b>                |              | <b>5</b>     | <b>16</b>    | <b>17</b>    | <b>17</b>    | <b>+11</b>      | <b>+1</b>       | <b>-0</b>           | <b>+11</b>                      | <b>+17</b>                      | <b>+209.9%</b>                    | <b>19</b>    |
| Dietitians                                    |              | 10           | 10           | 9            | 9            | -1              | 0               | +0                  | -1                              | +9                              | -7.3%                             | 11           |
| Occupational Therapists                       |              | 1            |              |              |              | -1              |                 |                     | -1                              |                                 | -100.0%                           |              |
| Physiotherapists                              |              |              | 1            | 1            | 1            | +1              | 0               | +0                  | 1                               | +1                              | -100.0%                           | 1            |
| Therapy Professions                           |              | 11           | 11           | 10           | 10           | -1              | -0              | +0                  | -1                              | +10                             | -6.7%                             | 12           |
| Pharmacy                                      |              |              | 1            |              |              | +1              | -1              |                     |                                 |                                 | -100.0%                           |              |
| H&SC, Other                                   |              | 14           | 9            | 4            | 4            | -5              | -5              | -0                  | -10                             | +4                              | -72.5%                            | 16           |
| <b>Health &amp; Social Care Professionals</b> |              | <b>25</b>    | <b>21</b>    | <b>15</b>    | <b>14</b>    | <b>-5</b>       | <b>-6</b>       | <b>-0</b>           | <b>-11</b>                      | <b>+14</b>                      | <b>-43.8%</b>                     | <b>28</b>    |
| Management (VIII & above)                     |              | 14           | 26           | 22           | 24           | +12             | -2              | +2                  | +10                             | +24                             | +70.0%                            | 26           |
| Administrative/ Supervisory (V to VII)        |              | 75           | 76           | 67           | 67           | +1              | -9              | +0                  | -8                              | +67                             | -11.0%                            | 72           |
| Clerical (III & IV)                           |              | 35           | 49           | 48           | 48           | +14             | -1              | +0                  | +13                             | +48                             | +38.1%                            | 54           |
| <b>Management &amp; Administrative</b>        |              | <b>124</b>   | <b>151</b>   | <b>137</b>   | <b>139</b>   | <b>+27</b>      | <b>-12</b>      | <b>+2</b>           | <b>+15</b>                      | <b>+139</b>                     | <b>+12.0%</b>                     | <b>152</b>   |
| Maintenance/ Technical                        |              | 1            | 1            |              |              | +0              | -1              |                     | -1                              |                                 | -100.0%                           |              |
| <b>General Support</b>                        |              | <b>1</b>     | <b>1</b>     |              |              | <b>+0</b>       | <b>-1</b>       |                     | <b>-1</b>                       |                                 | <b>-100.0%</b>                    |              |
| Health Care Assistants                        |              | 6            | 3            | 3            | 3            | -4              | +0              | +0                  | -4                              | +3                              | -58.9%                            | 3            |
| Care, other                                   |              | 157          | 199          | 191          | 192          | +42             | -7              | +1                  | +36                             | +192                            | +22.7%                            | 214          |
| <b>Patient &amp; Client Care</b>              |              | <b>163</b>   | <b>202</b>   | <b>193</b>   | <b>195</b>   | <b>+39</b>      | <b>-7</b>       | <b>+1</b>           | <b>+32</b>                      | <b>+195</b>                     | <b>+19.5%</b>                     | <b>217</b>   |

| Mental Health                            | WTE DEC 2019 | WTE DEC 2022  | WTE DEC 2023  | WTE AUG 2024  | WTE SEP 2024  | WTE Change 2023 | WTE Change 2024 | WTE Change AUG 2024 | WTE Change Dec 2022 to SEP 2024 | WTE Change Dec 2019 to SEP 2024 | % WTE Change Dec 2022 to SEP 2024 | No. SEP 2024  |
|--|--------------|---------------|---------------|---------------|---------------|-----------------|-----------------|---------------------|---------------------------------|---------------------------------|-----------------------------------|---------------|
| <b>Total Mental Health</b>               | <b>9,967</b> | <b>10,453</b> | <b>10,838</b> | <b>10,671</b> | <b>10,651</b> | <b>+385</b>     | <b>-187</b>     | <b>-20</b>          | <b>+197</b>                     | <b>+684</b>                     | <b>+1.9%</b>                      | <b>11,726</b> |
| Consultants                              | 353          | 397           | 430           | 438           | 442           | +33             | +12             | +4                  | +45                             | +90                             | +11.4%                            | 486           |
| Registrars                               | 269          | 345           | 339           | 344           | 349           | -6              | +10             | +5                  | +4                              | +80                             | +1.1%                             | 363           |
| SHO/ Interns                             | 261          | 267           | 297           | 303           | 312           | +30             | +15             | +9                  | +45                             | +50                             | +16.7%                            | 322           |
| Medical/ Dental, other                   | 5            | 4             | 3             | 3             | 3             | -1              | +0              | +0                  | -1                              | -2                              | -24.0%                            | 6             |
| <b>Medical &amp; Dental</b>              | <b>888</b>   | <b>1,013</b>  | <b>1,069</b>  | <b>1,088</b>  | <b>1,105</b>  | <b>+56</b>      | <b>+37</b>      | <b>+17</b>          | <b>+93</b>                      | <b>+218</b>                     | <b>+9.1%</b>                      | <b>1,177</b>  |
| Nurse/ Midwife Manager                   | 1,201        | 1,245         | 1,237         | 1,177         | 1,163         | -8              | -74             | -13                 | -82                             | -38                             | -6.6%                             | 1,218         |
| Nurse/ Midwife Specialist & AN/MP        | 460          | 631           | 734           | 758           | 746           | +104            | +12             | -12                 | +115                            | +286                            | +18.3%                            | 807           |
| Staff Nurse/ Staff Midwife               | 3,002        | 2,948         | 2,892         | 2,851         | 2,843         | -56             | -49             | -9                  | -105                            | -160                            | -3.6%                             | 3,086         |
| Nursing/ Midwifery awaiting registration | 57           | 39            | 56            | 3             | 72            | +17             | 17              | +69                 | 34                              | +16                             | +87.0%                            | 94            |
| Pre-registration Nurse/ Midwife Intern   | 25           | 26            | 14            | 159           | 116           | -13             | 102             | -44                 | 89                              | +91                             | +338.0%                           | 222           |
| Post-registration Nurse/ Midwife Student | 1            |               |               |               |               |                 |                 |                     |                                 | -1                              | -100.0%                           |               |
| Nursing/ Midwifery Student               | 83           | 65            | 69            | 162           | 188           | +4              | +119            | +26                 | +123                            | +105                            | +188.8%                           | 316           |
| Nursing/ Midwifery other                 | 32           | 34            | 33            | 36            | 36            | -2              | +3              | -0                  | +1                              | +4                              | +3.9%                             | 40            |
| <b>Nursing &amp; Midwifery</b>           | <b>4,778</b> | <b>4,924</b>  | <b>4,965</b>  | <b>4,984</b>  | <b>4,976</b>  | <b>+42</b>      | <b>+11</b>      | <b>-8</b>           | <b>+53</b>                      | <b>+198</b>                     | <b>+1.1%</b>                      | <b>5,467</b>  |
| Dietitians                               | 19           | 18            | 24            | 23            | 24            | +6              | -1              | +1                  | 6                               | +5                              | +31.3%                            | 27            |
| Occupational Therapists                  | 337          | 346           | 353           | 327           | 325           | +7              | -28             | -2                  | -21                             | -11                             | -6.1%                             | 371           |
| Physiotherapists                         | 2            | 3             | 1             | 1             | 1             | -2              | 0               | +0                  | -2                              | -1                              | -67.3%                            | 2             |
| Podiatrists & Chiropodists               | 1            | 1             |               |               |               | -1              |                 |                     | -1                              | -1                              | -100.0%                           |               |
| Speech & Language Therapists             | 62           | 68            | 66            | 65            | 65            | -2              | -1              | +0                  | -2                              | +3                              | -3.7%                             | 78            |
| Therapy Professions                      | 420          | 435           | 444           | 416           | 415           | +9              | -29             | -1                  | -20                             | -5                              | -4.7%                             | 478           |
| Social Care                              | 74           | 72            | 63            | 59            | 58            | -9              | -5              | -1                  | -14                             | -16                             | -19.4%                            | 66            |
| Pharmacy                                 | 19           | 19            | 25            | 22            | 22            | +6              | -3              | -0                  | +3                              | +4                              | +14.9%                            | 30            |



| Mental Health                                 | WTE DEC 2019 | WTE DEC 2022  | WTE DEC 2023  | WTE AUG 2024  | WTE SEP 2024  | WTE Change 2023 | WTE Change 2024 | WTE Change AUG 2024 | WTE Change Dec 2022 to SEP 2024 | WTE Change Dec 2019 to SEP 2024 | % WTE Change Dec 2022 to SEP 2024 | No. SEP 2024  |
|---|--------------|---------------|---------------|---------------|---------------|-----------------|-----------------|---------------------|---------------------------------|---------------------------------|-----------------------------------|---------------|
| <b>Total Mental Health</b>                    | <b>9,967</b> | <b>10,453</b> | <b>10,838</b> | <b>10,671</b> | <b>10,651</b> | <b>+385</b>     | <b>-187</b>     | <b>-20</b>          | <b>+197</b>                     | <b>+684</b>                     | <b>+1.9%</b>                      | <b>11,726</b> |
| Psychologists                                 | 394          | 448           | 467           | 446           | 444           | +20             | -24             | -3                  | -4                              | +49                             | -0.9%                             | 519           |
| Social Workers                                | 350          | 414           | 431           | 412           | 410           | +17             | -20             | -1                  | -3                              | +60                             | -0.8%                             | 459           |
| H&SC, Other                                   | 107          | 130           | 155           | 155           | 153           | +25             | -3              | -2                  | +23                             | +46                             | +17.3%                            | 176           |
| <b>Health &amp; Social Care Professionals</b> | <b>1,364</b> | <b>1,518</b>  | <b>1,586</b>  | <b>1,510</b>  | <b>1,502</b>  | <b>+68</b>      | <b>-84</b>      | <b>-8</b>           | <b>-16</b>                      | <b>+137</b>                     | <b>-1.1%</b>                      | <b>1,728</b>  |
| Management (VIII & above)                     | 58           | 75            | 73            | 74            | 73            | -1              | -0              | -0                  | -1                              | +15                             | -1.8%                             | 74            |
| Administrative/ Supervisory (V to VII)        | 238          | 287           | 329           | 320           | 319           | +42             | -10             | -1                  | +32                             | +81                             | +11.0%                            | 336           |
| Clerical (III & IV)                           | 717          | 707           | 821           | 780           | 770           | +115            | -51             | -10                 | +63                             | +53                             | +9.0%                             | 860           |
| <b>Management &amp; Administrative</b>        | <b>1,014</b> | <b>1,068</b>  | <b>1,223</b>  | <b>1,173</b>  | <b>1,162</b>  | <b>+155</b>     | <b>-62</b>      | <b>-11</b>          | <b>+93</b>                      | <b>+148</b>                     | <b>+8.7%</b>                      | <b>1,270</b>  |
| Support                                       | 585          | 556           | 530           | 505           | 504           | -25             | -26             | -1                  | -52                             | -81                             | -9.3%                             | 570           |
| Maintenance/ Technical                        | 127          | 129           | 125           | 126           | 126           | -4              | +1              | -0                  | -3                              | -1                              | -2.1%                             | 129           |
| <b>General Support</b>                        | <b>712</b>   | <b>685</b>    | <b>655</b>    | <b>631</b>    | <b>630</b>    | <b>-29</b>      | <b>-25</b>      | <b>-1</b>           | <b>-54</b>                      | <b>-82</b>                      | <b>-7.9%</b>                      | <b>699</b>    |
| Health Care Assistants                        | 996          | 1,030         | 1,111         | 1,072         | 1,063         | +81             | -47             | -8                  | +33                             | +68                             | +3.2%                             | 1,139         |
| Care, other                                   | 216          | 216           | 229           | 212           | 212           | +13             | -17             | -0                  | -4                              | -4                              | -1.7%                             | 246           |
| <b>Patient &amp; Client Care</b>              | <b>1,212</b> | <b>1,246</b>  | <b>1,340</b>  | <b>1,284</b>  | <b>1,276</b>  | <b>+94</b>      | <b>-64</b>      | <b>-8</b>           | <b>+30</b>                      | <b>+64</b>                      | <b>+2.4%</b>                      | <b>1,385</b>  |

| Primary Care                                  | WTE DEC 2019  | WTE DEC 2022  | WTE DEC 2023  | WTE AUG 2024  | WTE SEP 2024  | WTE Change 2023 | WTE Change 2024 | WTE Change AUG 2024 | WTE Change Dec 2022 to SEP 2024 | WTE Change Dec 2019 to SEP 2024 | % WTE Change Dec 2022 to SEP 2024 | No. SEP 2024  |
|---|---------------|---------------|---------------|---------------|---------------|-----------------|-----------------|---------------------|---------------------------------|---------------------------------|-----------------------------------|---------------|
| <b>Total Primary Care</b>                     | <b>10,597</b> | <b>12,057</b> | <b>12,631</b> | <b>13,069</b> | <b>12,998</b> | <b>+573</b>     | <b>+368</b>     | <b>-71</b>          | <b>+941</b>                     | <b>+2,401</b>                   | <b>+7.8%</b>                      | <b>15,541</b> |
| Consultants                                   | 44            | 50            | 59            | 61            | 59            | +8              | +0              | -2                  | +9                              | +15                             | +17.2%                            | 70            |
| Registrars                                    | 396           | 433           | 494           | 558           | 555           | +61             | +61             | -2                  | +122                            | +160                            | +28.2%                            | 580           |
| SHO/ Interns                                  | 36            | 39            | 45            | 54            | 55            | +6              | +11             | +1                  | +16                             | +19                             | +41.4%                            | 62            |
| Medical/ Dental, other                        | 520           | 511           | 507           | 482           | 482           | -4              | -25             | -0                  | -29                             | -38                             | -5.7%                             | 703           |
| <b>Medical &amp; Dental</b>                   | <b>995</b>    | <b>1,034</b>  | <b>1,105</b>  | <b>1,155</b>  | <b>1,151</b>  | <b>+71</b>      | <b>+47</b>      | <b>-3</b>           | <b>+118</b>                     | <b>+156</b>                     | <b>+11.4%</b>                     | <b>1,415</b>  |
| Nurse/ Midwife Manager                        | 358           | 477           | 502           | 560           | 560           | +25             | +58             | -0                  | +83                             | +202                            | +17.5%                            | 622           |
| Nurse/ Midwife Specialist & AN/MP             | 143           | 278           | 368           | 470           | 467           | +90             | +98             | -3                  | +189                            | +324                            | +67.9%                            | 546           |
| Staff Nurse/ Staff Midwife                    | 862           | 1,057         | 1,151         | 1,334         | 1,289         | +94             | +138            | -45                 | +232                            | +427                            | +22.0%                            | 1,655         |
| Public Health Nurse                           | 1,513         | 1,477         | 1,467         | 1,447         | 1,470         | -9              | +3              | +23                 | -7                              | -43                             | -0.5%                             | 1,773         |
| Post-registration Nurse/ Midwife Student      | 96            | 96            | 105           | 15            | 50            | +10             | -56             | +35                 | -46                             | -46                             | -48.1%                            | 78            |
| Nursing/ Midwifery Student                    | 96            | 96            | 105           | 15            | 50            | +10             | -56             | +35                 | -46                             | -46                             | -48.1%                            | 78            |
| Nursing/ Midwifery other                      | 4             | 5             | 3             | 8             | 8             | -2              | +4              | -1                  | +3                              | +4                              | +54.3%                            | 11            |
| <b>Nursing &amp; Midwifery</b>                | <b>2,976</b>  | <b>3,389</b>  | <b>3,597</b>  | <b>3,834</b>  | <b>3,843</b>  | <b>+208</b>     | <b>+246</b>     | <b>+10</b>          | <b>+454</b>                     | <b>+867</b>                     | <b>+13.4%</b>                     | <b>4,685</b>  |
| Dietitians                                    | 109           | 195           | 223           | 232           | 232           | +28             | 9               | +0                  | 37                              | +122                            | +18.9%                            | 277           |
| Occupational Therapists                       | 516           | 638           | 645           | 640           | 637           | +7              | -8              | -3                  | -1                              | +121                            | -0.2%                             | 752           |
| Physiotherapists                              | 543           | 654           | 712           | 696           | 695           | +58             | -17             | -1                  | 41                              | +152                            | +6.2%                             | 848           |
| Podiatrists & Chiropodists                    | 25            | 82            | 85            | 90            | 89            | +3              | 3               | -2                  | 6                               | +64                             | +7.6%                             | 101           |
| Speech & Language Therapists                  | 527           | 572           | 575           | 537           | 533           | +4              | -43             | -5                  | -39                             | +6                              | -6.9%                             | 629           |
| Orthoptists                                   | 13            | 20            | 20            | 18            | 17            | +1              | -3              | 0                   | -3                              | +4                              | -12.9%                            | 22            |
| Therapy Professions                           | 1,733         | 2,162         | 2,261         | 2,214         | 2,203         | +99             | -58             | -11                 | +41                             | +470                            | +1.9%                             | 2,629         |
| Health Science/ Diagnostics                   | 82            | 99            | 100           | 102           | 99            | +1              | -1              | -3                  | -0                              | +17                             | -0.3%                             | 110           |
| Social Care                                   | 35            | 39            | 45            | 45            | 46            | +7              | +0              | +1                  | +7                              | +10                             | +18.2%                            | 50            |
| Pharmacy                                      | 58            | 68            | 78            | 83            | 82            | +10             | +4              | -0                  | +14                             | +25                             | +21.0%                            | 102           |
| Psychologists                                 | 303           | 292           | 347           | 339           | 340           | +55             | -7              | +1                  | +49                             | +37                             | +16.6%                            | 384           |
| Social Workers                                | 138           | 194           | 205           | 228           | 227           | +11             | +22             | -1                  | +33                             | +89                             | +16.9%                            | 257           |
| H&SC, Other                                   | 209           | 255           | 260           | 259           | 259           | +5              | -1              | -1                  | +4                              | +50                             | +1.6%                             | 307           |
| <b>Health &amp; Social Care Professionals</b> | <b>2,558</b>  | <b>3,108</b>  | <b>3,297</b>  | <b>3,269</b>  | <b>3,255</b>  | <b>+188</b>     | <b>-41</b>      | <b>-14</b>          | <b>+147</b>                     | <b>+697</b>                     | <b>+4.7%</b>                      | <b>3,839</b>  |
| Management (VIII & above)                     | 305           | 252           | 234           | 236           | 236           | -18             | +2              | -0                  | -16                             | -68                             | -6.3%                             | 248           |
| Administrative/ Supervisory (V to VII)        | 621           | 762           | 809           | 828           | 826           | +47             | +17             | -2                  | +64                             | +205                            | +8.4%                             | 890           |
| Clerical (III & IV)                           | 1,742         | 1,842         | 1,995         | 1,981         | 1,962         | +153            | -33             | -19                 | +120                            | +220                            | +6.5%                             | 2,298         |
| <b>Management &amp; Administrative</b>        | <b>2,668</b>  | <b>2,856</b>  | <b>3,038</b>  | <b>3,045</b>  | <b>3,025</b>  | <b>+181</b>     | <b>-13</b>      | <b>-21</b>          | <b>+168</b>                     | <b>+357</b>                     | <b>+5.9%</b>                      | <b>3,436</b>  |



| Primary Care                     | WTE DEC 2019  | WTE DEC 2022  | WTE DEC 2023  | WTE AUG 2024  | WTE SEP 2024  | WTE Change 2023 | WTE Change 2024 | WTE Change AUG 2024 | WTE Change Dec 2022 to SEP 2024 | WTE Change Dec 2019 to SEP 2024 | % WTE Change Dec 2022 to SEP 2024 | No. SEP 2024  |
|----------------------------------|---------------|---------------|---------------|---------------|---------------|-----------------|-----------------|---------------------|---------------------------------|---------------------------------|-----------------------------------|---------------|
| <b>Total Primary Care</b>        | <b>10,597</b> | <b>12,057</b> | <b>12,631</b> | <b>13,069</b> | <b>12,998</b> | <b>+573</b>     | <b>+368</b>     | <b>-71</b>          | <b>+941</b>                     | <b>+2,401</b>                   | <b>+7.8%</b>                      | <b>15,541</b> |
| Support                          | 346           | 327           | 317           | 403           | 395           | -10             | +78             | -8                  | +68                             | +49                             | +20.8%                            | 547           |
| Maintenance/ Technical           | 59            | 36            | 32            | 43            | 44            | -3              | +11             | +1                  | +8                              | -16                             | +22.9%                            | 48            |
| <b>General Support</b>           | <b>405</b>    | <b>362</b>    | <b>350</b>    | <b>446</b>    | <b>439</b>    | <b>-13</b>      | <b>+89</b>      | <b>-8</b>           | <b>+76</b>                      | <b>+33</b>                      | <b>+21.0%</b>                     | <b>595</b>    |
| Health Care Assistants           | 254           | 466           | 422           | 518           | 491           | -43             | +69             | -27                 | +25                             | +238                            | +5.5%                             | 591           |
| Home Help                        | 18            | 15            | 22            | 23            | 22            | +7              | -0              | -1                  | +7                              | +4                              | +45.7%                            | 43            |
| Care, other                      | 723           | 827           | 800           | 779           | 772           | -26             | -29             | -7                  | -55                             | +49                             | -6.7%                             | 937           |
| <b>Patient &amp; Client Care</b> | <b>995</b>    | <b>1,308</b>  | <b>1,245</b>  | <b>1,320</b>  | <b>1,285</b>  | <b>-63</b>      | <b>+40</b>      | <b>-35</b>          | <b>-23</b>                      | <b>+290</b>                     | <b>-1.7%</b>                      | <b>1,571</b>  |

| Disabilities                                  | WTE DEC 2019  | WTE DEC 2022  | WTE DEC 2023  | WTE AUG 2024  | WTE SEP 2024  | WTE Change 2023 | WTE Change 2024 | WTE Change AUG 2024 | WTE Change Dec 2022 to SEP 2024 | WTE Change Dec 2019 to SEP 2024 | % WTE Change Dec 2022 to SEP 2024 | No. SEP 2024  |
|---|---------------|---------------|---------------|---------------|---------------|-----------------|-----------------|---------------------|---------------------------------|---------------------------------|-----------------------------------|---------------|
| <b>Total Disabilities</b>                     | <b>18,273</b> | <b>19,903</b> | <b>20,565</b> | <b>21,055</b> | <b>21,179</b> | <b>+662</b>     | <b>+614</b>     | <b>+125</b>         | <b>+1,276</b>                   | <b>+2,907</b>                   | <b>+6.4%</b>                      | <b>25,119</b> |
| Consultants                                   | 24            | 18            | 22            | 17            | 18            | +4              | -4              | +1                  | -0                              | -6                              | -1.8%                             | 25            |
| Registrars                                    | 13            | 10            | 9             | 11            | 12            | -1              | +3              | +1                  | +2                              | -1                              | +20.0%                            | 13            |
| SHO/ Interns                                  | 7             | 9             | 14            | 10            | 10            | +5              | -4              | -0                  | +1                              | +3                              | +9.7%                             | 10            |
| Medical/ Dental, other                        | 14            | 13            | 12            | 11            | 11            | -1              | -1              | +0                  | -2                              | -3                              | -13.7%                            | 17            |
| <b>Medical &amp; Dental</b>                   | <b>58</b>     | <b>50</b>     | <b>57</b>     | <b>49</b>     | <b>51</b>     | <b>+7</b>       | <b>-6</b>       | <b>+2</b>           | <b>+1</b>                       | <b>-7</b>                       | <b>+1.5%</b>                      | <b>65</b>     |
| Nurse/ Midwife Manager                        | 892           | 959           | 968           | 947           | 956           | +9              | -12             | +8                  | -4                              | +64                             | -0.4%                             | 1,033         |
| Nurse/ Midwife Specialist & AN/MP             | 62            | 70            | 80            | 78            | 80            | +10             | +0              | +2                  | +10                             | +18                             | +14.6%                            | 88            |
| Staff Nurse/ Staff Midwife                    | 2,569         | 2,618         | 2,594         | 2,587         | 2,591         | -24             | -3              | +4                  | -27                             | +23                             | -1.0%                             | 2,981         |
| Public Health Nurse                           | 6             | 12            | 11            | 11            | 10            | -1              | -1              | -1                  | -2                              | +4                              | -14.7%                            | 12            |
| Nursing/ Midwifery awaiting registration      | 14            | 4             | 4             |               | 7             | +0              | 3               | +7                  | 3                               | -7                              | +91.0%                            | 9             |
| Pre-registration Nurse/ Midwife Intern        | 28            | 7             | 27            | 78            | 50            | +20             | 23              | -28                 | 43                              | +22                             | +608.6%                           | 103           |
| Nursing/ Midwifery Student                    | 42            | 11            | 31            | 78            | 57            | +21             | +26             | -21                 | +46                             | +15                             | +428.6%                           | 112           |
| Nursing/ Midwifery other                      | 22            | 28            | 27            | 24            | 24            | -1              | -3              | -0                  | -4                              | +2                              | -13.4%                            | 27            |
| <b>Nursing &amp; Midwifery</b>                | <b>3,593</b>  | <b>3,697</b>  | <b>3,710</b>  | <b>3,726</b>  | <b>3,718</b>  | <b>+13</b>      | <b>+8</b>       | <b>-8</b>           | <b>+21</b>                      | <b>+125</b>                     | <b>+0.6%</b>                      | <b>4,253</b>  |
| Dietitians                                    | 18            | 20            | 28            | 33            | 34            | +8              | 6               | +1                  | 14                              | +16                             | +66.7%                            | 41            |
| Occupational Therapists                       | 263           | 304           | 327           | 332           | 340           | +23             | 13              | +8                  | 37                              | +77                             | +12.0%                            | 385           |
| Physiotherapists                              | 189           | 193           | 204           | 213           | 226           | +11             | 22              | +13                 | 32                              | +36                             | +16.8%                            | 266           |
| Speech & Language Therapists                  | 292           | 273           | 283           | 300           | 296           | +11             | 12              | -4                  | 23                              | +4                              | +8.4%                             | 354           |
| Therapy Professions                           | 763           | 790           | 843           | 877           | 896           | +53             | +53             | +18                 | +106                            | +133                            | +13.4%                            | 1,046         |
| Health Science/ Diagnostics                   | 20            | 21            | 22            | 23            | 23            | +0              | +2              | +0                  | +2                              | +3                              | +10.3%                            | 24            |
| Social Care                                   | 2,595         | 3,055         | 3,107         | 3,178         | 3,180         | +53             | +73             | +2                  | +125                            | +585                            | +4.1%                             | 3,726         |
| Pharmacy                                      | 7             | 8             | 8             | 7             | 8             | +0              | -0              | +1                  | +0                              | +2                              | +1.2%                             | 11            |
| Psychologists                                 | 202           | 239           | 243           | 244           | 250           | +4              | +7              | +6                  | +11                             | +48                             | +4.7%                             | 286           |
| Social Workers                                | 219           | 239           | 255           | 265           | 268           | +16             | +13             | +4                  | +29                             | +49                             | +12.2%                            | 308           |
| H&SC, Other                                   | 85            | 68            | 68            | 67            | 66            | +0              | -3              | -1                  | -2                              | -19                             | -3.6%                             | 82            |
| <b>Health &amp; Social Care Professionals</b> | <b>3,890</b>  | <b>4,421</b>  | <b>4,547</b>  | <b>4,661</b>  | <b>4,692</b>  | <b>+126</b>     | <b>+145</b>     | <b>+31</b>          | <b>+271</b>                     | <b>+802</b>                     | <b>+6.1%</b>                      | <b>5,483</b>  |
| Management (VIII & above)                     | 180           | 236           | 238           | 231           | 233           | +2              | -5              | +1                  | -3                              | +53                             | -1.4%                             | 236           |
| Administrative/ Supervisory (V to VII)        | 477           | 665           | 776           | 792           | 799           | +110            | +23             | +8                  | +134                            | +322                            | +20.1%                            | 848           |
| Clerical (III & IV)                           | 660           | 744           | 804           | 770           | 775           | +60             | -28             | +5                  | +32                             | +115                            | +4.3%                             | 914           |
| <b>Management &amp; Administrative</b>        | <b>1,317</b>  | <b>1,645</b>  | <b>1,817</b>  | <b>1,793</b>  | <b>1,807</b>  | <b>+172</b>     | <b>-10</b>      | <b>+14</b>          | <b>+162</b>                     | <b>+490</b>                     | <b>+9.9%</b>                      | <b>1,998</b>  |
| Support                                       | 733           | 624           | 552           | 535           | 546           | -71             | -7              | +11                 | -78                             | -187                            | -12.5%                            | 774           |
| Maintenance/ Technical                        | 124           | 126           | 144           | 138           | 137           | +19             | -7              | -0                  | +12                             | +13                             | +9.3%                             | 153           |
| <b>General Support</b>                        | <b>857</b>    | <b>750</b>    | <b>697</b>    | <b>673</b>    | <b>683</b>    | <b>-53</b>      | <b>-14</b>      | <b>+10</b>          | <b>-67</b>                      | <b>-174</b>                     | <b>-8.9%</b>                      | <b>927</b>    |
| Health Care Assistants                        | 6,818         | 7,495         | 7,879         | 8,285         | 8,327         | +384            | +448            | +42                 | +832                            | +1,509                          | +11.1%                            | 10,049        |
| Home Help                                     | 99            | 80            | 68            | 65            | 66            | -12             | -2              | +1                  | -14                             | -34                             | -18.0%                            | 187           |
| Care, other                                   | 1,638         | 1,766         | 1,791         | 1,802         | 1,836         | +25             | +45             | +33                 | +70                             | +197                            | +3.9%                             | 2,157         |
| <b>Patient &amp; Client Care</b>              | <b>8,556</b>  | <b>9,341</b>  | <b>9,738</b>  | <b>10,153</b> | <b>10,228</b> | <b>+397</b>     | <b>+490</b>     | <b>+75</b>          | <b>+887</b>                     | <b>+1,672</b>                   | <b>+9.5%</b>                      | <b>12,393</b> |



| Older People                                  | WTE DEC 2019  | WTE DEC 2022  | WTE DEC 2023  | WTE AUG 2024  | WTE SEP 2024  | WTE Change 2023 | WTE Change 2024 | WTE Change AUG 2024 | WTE Change Dec 2022 to SEP 2024 | WTE Change Dec 2019 to SEP 2024 | % WTE Change Dec 2022 to SEP 2024 | No. SEP 2024  |
|---|---------------|---------------|---------------|---------------|---------------|-----------------|-----------------|---------------------|---------------------------------|---------------------------------|-----------------------------------|---------------|
| <b>Total Older People</b>                     | <b>13,239</b> | <b>13,947</b> | <b>14,154</b> | <b>14,024</b> | <b>13,975</b> | <b>+207</b>     | <b>-179</b>     | <b>-49</b>          | <b>+27</b>                      | <b>+736</b>                     | <b>+0.2%</b>                      | <b>16,821</b> |
| Consultants                                   | 4             | 7             | 5             | 5             | 5             | -1              | -1              | -1                  | -2                              | +1                              | -29.3%                            | 8             |
| Registrars                                    | 10            | 10            | 11            | 14            | 15            | +1              | +4              | +0                  | +5                              | +5                              | +52.7%                            | 15            |
| SHO/ Interns                                  | 15            | 12            | 18            | 20            | 21            | +6              | +3              | +1                  | +9                              | +6                              | +73.5%                            | 21            |
| Medical/ Dental, other                        | 95            | 98            | 85            | 77            | 77            | -14             | -7              | +1                  | -21                             | -18                             | -21.5%                            | 146           |
| <b>Medical &amp; Dental</b>                   | <b>124</b>    | <b>126</b>    | <b>118</b>    | <b>116</b>    | <b>117</b>    | <b>-8</b>       | <b>-1</b>       | <b>+1</b>           | <b>-9</b>                       | <b>-6</b>                       | <b>-7.3%</b>                      | <b>190</b>    |
| Nurse/ Midwife Manager                        | 711           | 738           | 811           | 817           | 813           | +73             | +2              | -4                  | +76                             | +103                            | +10.3%                            | 857           |
| Nurse/ Midwife Specialist & AN/MP             | 26            | 74            | 111           | 111           | 110           | +36             | -0              | -1                  | +36                             | +84                             | +48.1%                            | 116           |
| Staff Nurse/ Staff Midwife                    | 2,575         | 2,737         | 2,700         | 2,724         | 2,722         | -38             | +22             | -2                  | -15                             | +147                            | -0.6%                             | 3,074         |
| Public Health Nurse                           | 14            | 13            | 11            | 11            | 11            | -1              | -1              | -0                  | -2                              | -4                              | -15.9%                            | 12            |
| Nursing/ Midwifery awaiting registration      | 1             | 1             | 7             | 1             | 2             | +7              | -5              | +1                  | 1                               | +1                              | +104.1%                           | 2             |
| Post-registration Nurse/ Midwife Student      | 1             |               |               |               |               |                 |                 |                     |                                 | -1                              | -100.0%                           |               |
| Nursing/ Midwifery Student                    | 2             | 1             | 7             | 1             | 2             | +7              | -5              | +1                  | +1                              | +0                              | +104.1%                           | 2             |
| Nursing/ Midwifery other                      | 1             | 3             | 3             | 2             | 2             | -0              | -1              | -0                  | -1                              | +1                              | -34.7%                            | 2             |
| <b>Nursing &amp; Midwifery</b>                | <b>3,329</b>  | <b>3,566</b>  | <b>3,643</b>  | <b>3,666</b>  | <b>3,660</b>  | <b>+77</b>      | <b>+17</b>      | <b>-6</b>           | <b>+94</b>                      | <b>+331</b>                     | <b>+2.6%</b>                      | <b>4,063</b>  |
| Dietitians                                    | 16            | 25            | 30            | 32            | 32            | +5              | 2               | +0                  | 7                               | +16                             | +27.3%                            | 38            |
| Occupational Therapists                       | 113           | 125           | 144           | 134           | 141           | +19             | -3              | +7                  | 16                              | +28                             | +12.7%                            | 155           |
| Physiotherapists                              | 123           | 152           | 163           | 151           | 149           | +11             | -14             | -2                  | -3                              | +26                             | -2.2%                             | 169           |
| Podiatrists & Chiropodists                    | 12            | 3             | 5             | 5             | 5             | +1              | 0               | 0                   | 2                               | -7                              | +45.6%                            | 7             |
| Speech & Language Therapists                  | 23            | 34            | 43            | 41            | 43            | +9              | 0               | +1                  | 9                               | +20                             | +26.0%                            | 49            |
| Therapy Professions                           | 288           | 340           | 385           | 364           | 370           | +45             | -15             | +6                  | +30                             | +82                             | +8.8%                             | 418           |
| Health Science/ Diagnostics                   | 6             | 5             | 5             | 5             | 5             | -0              | -0              | +0                  | -0                              | -1                              | -1.1%                             | 8             |
| Social Care                                   | 3             | 2             | 3             | 3             | 3             | +0              | +0              | +0                  | +0                              | -0                              | +17.7%                            | 4             |
| Pharmacy                                      | 15            | 20            | 20            | 20            | 20            | +0              | +0              | -0                  | +0                              | +5                              | +1.9%                             | 28            |
| Psychologists                                 | 2             | 4             | 4             | 4             | 4             | +0              | +0              | -0                  | +1                              | +2                              | +16.9%                            | 6             |
| Social Workers                                | 98            | 69            | 52            | 51            | 51            | -18             | -1              | +0                  | -18                             | -47                             | -26.2%                            | 58            |
| H&SC, Other                                   | 1             | 3             | 26            | 23            | 23            | +22             | -3              | -1                  | +19                             | +21                             | +573.1%                           | 25            |
| <b>Health &amp; Social Care Professionals</b> | <b>414</b>    | <b>443</b>    | <b>493</b>    | <b>469</b>    | <b>475</b>    | <b>+50</b>      | <b>-18</b>      | <b>+6</b>           | <b>+32</b>                      | <b>+61</b>                      | <b>+7.3%</b>                      | <b>547</b>    |
| Management (VIII & above)                     | 75            | 116           | 122           | 113           | 114           | +6              | -9              | +0                  | -3                              | +39                             | -2.4%                             | 117           |
| Administrative/ Supervisory (V to VII)        | 169           | 263           | 296           | 285           | 285           | +33             | -11             | -0                  | +22                             | +116                            | +8.5%                             | 300           |
| Clerical (III & IV)                           | 570           | 631           | 689           | 657           | 651           | +58             | -38             | -5                  | +20                             | +81                             | +3.2%                             | 742           |
| <b>Management &amp; Administrative</b>        | <b>813</b>    | <b>1,010</b>  | <b>1,107</b>  | <b>1,055</b>  | <b>1,050</b>  | <b>+96</b>      | <b>-57</b>      | <b>-5</b>           | <b>+39</b>                      | <b>+237</b>                     | <b>+3.9%</b>                      | <b>1,159</b>  |
| Support                                       | 797           | 757           | 762           | 740           | 736           | +6              | -26             | -4                  | -20                             | -60                             | -2.6%                             | 839           |
| Maintenance/ Technical                        | 95            | 94            | 94            | 101           | 101           | +0              | +6              | -0                  | +7                              | +5                              | +7.0%                             | 104           |
| <b>General Support</b>                        | <b>892</b>    | <b>851</b>    | <b>857</b>    | <b>841</b>    | <b>837</b>    | <b>+6</b>       | <b>-20</b>      | <b>-4</b>           | <b>-13</b>                      | <b>-55</b>                      | <b>-1.6%</b>                      | <b>943</b>    |
| Health Care Assistants                        | 4,079         | 4,072         | 4,089         | 4,081         | 4,053         | +16             | -35             | -28                 | -19                             | -26                             | -0.5%                             | 4,660         |
| Home Help                                     | 3,448         | 3,687         | 3,638         | 3,577         | 3,558         | -49             | -80             | -19                 | -129                            | +110                            | -3.5%                             | 4,995         |
| Care, other                                   | 140           | 192           | 210           | 218           | 225           | +18             | +15             | +6                  | +33                             | +84                             | +16.9%                            | 264           |
| <b>Patient &amp; Client Care</b>              | <b>7,667</b>  | <b>7,951</b>  | <b>7,936</b>  | <b>7,876</b>  | <b>7,836</b>  | <b>-15</b>      | <b>-101</b>     | <b>-40</b>          | <b>-116</b>                     | <b>+168</b>                     | <b>-1.5%</b>                      | <b>9,919</b>  |

| CHO Operations                           | WTE DEC 2019 | WTE DEC 2022 | WTE DEC 2023 | WTE AUG 2024 | WTE SEP 2024 | WTE Change 2023 | WTE Change 2024 | WTE Change AUG 2024 | WTE Change Dec 2022 to SEP 2024 | WTE Change Dec 2019 to SEP 2024 | % WTE Change Dec 2022 to SEP 2024 | No. SEP 2024 |
|--|--------------|--------------|--------------|--------------|--------------|-----------------|-----------------|---------------------|---------------------------------|---------------------------------|-----------------------------------|--------------|
| <b>Total CHO Operations</b>              | <b>9</b>     | <b>839</b>   | <b>989</b>   | <b>935</b>   | <b>922</b>   | <b>+149</b>     | <b>-67</b>      | <b>-13</b>          | <b>+82</b>                      | <b>+913</b>                     | <b>+9.8%</b>                      | <b>973</b>   |
| Registrars                               |              | 1            |              |              |              | -1              |                 |                     | -1                              |                                 | -100.0%                           |              |
| <b>Medical &amp; Dental</b>              |              | <b>1</b>     |              |              |              | <b>-1</b>       |                 |                     | <b>-1</b>                       |                                 | <b>-100.0%</b>                    |              |
| Nurse/ Midwife Manager                   |              | 26           | 32           | 30           | 30           | +7              | -2              | -0                  | +5                              | +30                             | +19.1%                            | 33           |
| Nurse/ Midwife Specialist & AN/MP        |              | 11           | 13           | 14           | 14           | +2              | +1              | -0                  | +3                              | +14                             | +22.3%                            | 15           |
| Staff Nurse/ Staff Midwife               |              | 6            | 2            | 1            | 1            | -5              | -0              | +0                  | -5                              | +1                              | -78.8%                            | 2            |
| Post-registration Nurse/ Midwife Student |              | 1            |              |              |              | -1              |                 |                     | -1                              |                                 | -100.0%                           |              |





| CHO Operations                                | WTE DEC 2019 | WTE DEC 2022 | WTE DEC 2023 | WTE AUG 2024 | WTE SEP 2024 | WTE Change 2023 | WTE Change 2024 | WTE Change AUG 2024 | WTE Change Dec 2022 to SEP 2024 | WTE Change Dec 2019 to SEP 2024 | % WTE Change Dec 2022 to SEP 2024 | No. SEP 2024 |
|---|--------------|--------------|--------------|--------------|--------------|-----------------|-----------------|---------------------|---------------------------------|---------------------------------|-----------------------------------|--------------|
| <b>Total CHO Operations</b>                   | <b>9</b>     | <b>839</b>   | <b>989</b>   | <b>935</b>   | <b>922</b>   | <b>+149</b>     | <b>-67</b>      | <b>-13</b>          | <b>+82</b>                      | <b>+913</b>                     | <b>+9.8%</b>                      | <b>973</b>   |
| Nursing/ Midwifery Student                    |              | 1            |              |              |              | -1              |                 |                     | -1                              |                                 | -100.0%                           |              |
| Nursing/ Midwifery other                      |              |              |              |              |              |                 |                 |                     |                                 |                                 | -100.0%                           |              |
| <b>Nursing &amp; Midwifery</b>                |              | <b>44</b>    | <b>47</b>    | <b>46</b>    | <b>46</b>    | <b>+3</b>       | <b>-1</b>       | <b>-0</b>           | <b>+1</b>                       | <b>+46</b>                      | <b>+3.1%</b>                      | <b>50</b>    |
| Occupational Therapists                       |              | 1            | 2            | 1            | 1            | +1              | -1              | +0                  | 0                               | +1                              | +0.0%                             | 1            |
| Therapy Professions                           |              | 1            | 2            | 1            | 1            | +1              | -1              | +0                  | +0                              | +1                              | +0.0%                             | 1            |
| Pharmacy                                      |              | 10           | 9            | 8            | 9            | -2              | -0              | +1                  | -2                              | +9                              | -17.7%                            | 9            |
| Psychologists                                 |              | 1            |              |              |              | -1              |                 |                     | -1                              |                                 | -100.0%                           |              |
| Social Workers                                | 1            | 54           | 94           | 88           | 87           | +40             | -7              | -1                  | +33                             | +86                             | +60.4%                            | 93           |
| H&SC, Other                                   |              |              | 2            | 3            | 3            | +2              | +1              | +0                  | +3                              | +3                              | -100.0%                           | 3            |
| <b>Health &amp; Social Care Professionals</b> | <b>1</b>     | <b>67</b>    | <b>107</b>   | <b>100</b>   | <b>100</b>   | <b>+40</b>      | <b>-8</b>       | <b>-0</b>           | <b>+33</b>                      | <b>+99</b>                      | <b>+49.3%</b>                     | <b>106</b>   |
| Management (VIII & above)                     | 1            | 134          | 136          | 126          | 115          | +2              | -21             | -11                 | -19                             | +114                            | -14.1%                            | 120          |
| Administrative/ Supervisory (V to VII)        | 2            | 347          | 434          | 417          | 413          | +87             | -21             | -3                  | +66                             | +411                            | +19.0%                            | 435          |
| Clerical (III & IV)                           | 5            | 191          | 220          | 201          | 204          | +29             | -16             | +3                  | +13                             | +199                            | +6.7%                             | 217          |
| <b>Management &amp; Administrative</b>        | <b>8</b>     | <b>672</b>   | <b>790</b>   | <b>744</b>   | <b>732</b>   | <b>+118</b>     | <b>-58</b>      | <b>-11</b>          | <b>+60</b>                      | <b>+725</b>                     | <b>+8.9%</b>                      | <b>772</b>   |
| Support                                       |              | 5            | 2            | 2            | 1            | -4              | -1              | -1                  | -4                              | +1                              | -81.7%                            | 1            |
| Maintenance/ Technical                        |              | 40           | 41           | 44           | 43           | +1              | +2              | -1                  | +3                              | +43                             | +8.4%                             | 44           |
| <b>General Support</b>                        |              | <b>45</b>    | <b>42</b>    | <b>45</b>    | <b>44</b>    | <b>-3</b>       | <b>+2</b>       | <b>-1</b>           | <b>-1</b>                       | <b>+44</b>                      | <b>-2.5%</b>                      | <b>45</b>    |
| Health Care Assistants                        |              | 6            | 2            |              |              | -4              | -2              |                     | -6                              |                                 | -100.0%                           |              |
| Care, other                                   |              | 4            |              |              |              | -4              |                 |                     | -4                              |                                 | -100.0%                           |              |
| <b>Patient &amp; Client Care</b>              |              | <b>10</b>    | <b>2</b>     |              |              | <b>-8</b>       | <b>-2</b>       |                     | <b>-10</b>                      |                                 | <b>-100.0%</b>                    |              |

| Health & Well-being                           | WTE DEC 2019 | WTE DEC 2022 | WTE DEC 2023 | WTE AUG 2024 | WTE SEP 2024 | WTE Change 2023 | WTE Change 2024 | WTE Change AUG 2024 | WTE Change Dec 2022 to SEP 2024 | WTE Change Dec 2019 to SEP 2024 | % WTE Change Dec 2022 to SEP 2024 | No. SEP 2024 |
|---|--------------|--------------|--------------|--------------|--------------|-----------------|-----------------|---------------------|---------------------------------|---------------------------------|-----------------------------------|--------------|
| <b>Total Health &amp; Well-being</b>          | <b>574</b>   | <b>676</b>   | <b>636</b>   | <b>220</b>   | <b>224</b>   | <b>-40</b>      | <b>-412</b>     | <b>+4</b>           | <b>-452</b>                     | <b>-350</b>                     | <b>-66.9%</b>                     | <b>248</b>   |
| Consultants                                   | 1            | 25           | 42           |              |              | +17             | -42             |                     | -25                             | -1                              | -100.0%                           |              |
| Registrars                                    | 28           | 36           | 29           |              |              | -6              | -29             |                     | -36                             | -28                             | -100.0%                           |              |
| Medical/ Dental, other                        | 89           | 81           | 57           | 2            | 2            | -24             | -55             | +0                  | -79                             | -87                             | -97.5%                            | 2            |
| <b>Medical &amp; Dental</b>                   | <b>118</b>   | <b>141</b>   | <b>128</b>   | <b>2</b>     | <b>2</b>     | <b>-13</b>      | <b>-126</b>     | <b>+0</b>           | <b>-139</b>                     | <b>-116</b>                     | <b>-98.6%</b>                     | <b>2</b>     |
| Nurse/ Midwife Manager                        | 14           | 43           | 35           | 2            | 2            | -8              | -33             | -0                  | -41                             | -12                             | -95.4%                            | 2            |
| Nurse/ Midwife Specialist & AN/MP             | 4            | 2            | 2            |              |              | +0              | -2              |                     | -2                              | -4                              | -100.0%                           |              |
| Staff Nurse/ Staff Midwife                    | 1            | 24           | 19           |              |              | -4              | -19             |                     | -24                             | -1                              | -100.0%                           |              |
| Public Health Nurse                           | 4            | 2            | 2            | 2            | 2            | +0              | +0              | +0                  | +0                              | -2                              | +15.8%                            | 3            |
| <b>Nursing &amp; Midwifery</b>                | <b>23</b>    | <b>70</b>    | <b>58</b>    | <b>4</b>     | <b>4</b>     | <b>-12</b>      | <b>-54</b>      | <b>+0</b>           | <b>-66</b>                      | <b>-19</b>                      | <b>-94.6%</b>                     | <b>5</b>     |
| Dietitians                                    | 18           | 6            | 4            | 3            | 3            | -1              | -1              | +0                  | -2                              | -15                             | -40.4%                            | 4            |
| Therapy Professions                           | 18           | 6            | 4            | 3            | 3            | -1              | -1              | +0                  | -2                              | -15                             | -40.4%                            | 4            |
| Health Science/ Diagnostics                   | 60           | 46           | 43           | 37           | 39           | -3              | -4              | +2                  | -7                              | -21                             | -15.1%                            | 46           |
| Pharmacy                                      | 2            | 4            | 4            |              |              | -0              | -4              |                     | -4                              | -2                              | -100.0%                           |              |
| Psychologists                                 | 1            | 1            | 1            | 1            | 1            | +0              | +0              | +0                  | +0                              | +0                              | +1.0%                             | 1            |
| H&SC, Other                                   | 34           | 69           | 88           | 38           | 40           | +19             | -48             | +2                  | -29                             | +6                              | -41.9%                            | 44           |
| <b>Health &amp; Social Care Professionals</b> | <b>115</b>   | <b>126</b>   | <b>140</b>   | <b>79</b>    | <b>84</b>    | <b>+14</b>      | <b>-56</b>      | <b>+4</b>           | <b>-42</b>                      | <b>-32</b>                      | <b>-33.5%</b>                     | <b>95</b>    |
| Management (VIII & above)                     | 44           | 66           | 57           | 27           | 26           | -8              | -31             | -1                  | -39                             | -17                             | -60.0%                            | 27           |
| Administrative/ Supervisory (V to VII)        | 137          | 163          | 160          | 74           | 75           | -3              | -85             | +1                  | -88                             | -62                             | -53.8%                            | 81           |
| Clerical (III & IV)                           | 100          | 103          | 89           | 29           | 29           | -14             | -60             | +0                  | -75                             | -71                             | -72.1%                            | 34           |
| <b>Management &amp; Administrative</b>        | <b>281</b>   | <b>332</b>   | <b>306</b>   | <b>131</b>   | <b>130</b>   | <b>-25</b>      | <b>-176</b>     | <b>-0</b>           | <b>-201</b>                     | <b>-150</b>                     | <b>-60.7%</b>                     | <b>142</b>   |
| Support                                       | 1            | 2            | 1            | 2            | 2            | -1              | +1              | +0                  | -0                              | +1                              | -10.7%                            | 2            |
| <b>General Support</b>                        | <b>1</b>     | <b>2</b>     | <b>1</b>     | <b>2</b>     | <b>2</b>     | <b>-1</b>       | <b>+1</b>       | <b>+0</b>           | <b>-0</b>                       | <b>+1</b>                       | <b>-10.7%</b>                     | <b>2</b>     |
| Health Care Assistants                        | 0            | 1            | 1            | 1            | 1            | -0              | +0              | +0                  | -0                              | +0                              | -28.7%                            | 1            |
| Care, other                                   | 35           | 4            | 1            | 1            | 1            | -3              | +0              | +0                  | -3                              | -34                             | -72.0%                            | 1            |
| <b>Patient &amp; Client Care</b>              | <b>35</b>    | <b>5</b>     | <b>2</b>     | <b>2</b>     | <b>2</b>     | <b>-3</b>       | <b>+0</b>       | <b>+0</b>           | <b>-3</b>                       | <b>-33</b>                      | <b>-61.9%</b>                     | <b>2</b>     |



| Corporate Centre                              | WTE DEC 2019 | WTE DEC 2022 | WTE DEC 2023 | WTE AUG 2024 | WTE SEP 2024 | WTE Change 2023 | WTE Change 2024 | WTE Change AUG 2024 | WTE Change Dec 2022 to SEP 2024 | WTE Change Dec 2019 to SEP 2024 | % WTE Change Dec 2022 to SEP 2024 | No. SEP 2024 |
|---|--------------|--------------|--------------|--------------|--------------|-----------------|-----------------|---------------------|---------------------------------|---------------------------------|-----------------------------------|--------------|
| <b>Total Corporate Centre</b>                 | <b>3,538</b> | <b>4,368</b> | <b>4,999</b> | <b>5,325</b> | <b>5,333</b> | <b>+631</b>     | <b>+334</b>     | <b>+8</b>           | <b>+966</b>                     | <b>+1,796</b>                   | <b>+22.1%</b>                     | <b>5,656</b> |
| Consultants                                   | 43           | 43           | 45           | 109          | 112          | +2              | +67             | +3                  | +69                             | +69                             | +160.1%                           | 117          |
| Registrars                                    | 24           | 30           | 47           | 76           | 74           | +17             | +28             | -1                  | +45                             | +51                             | +151.2%                           | 80           |
| SHO/ Interns                                  | 1            | 1            |              | 1            | 1            | -1              | +1              | +0                  | -0                              | +0                              | -27.5%                            | 1            |
| Medical/ Dental, other                        | 26           | 25           | 43           | 75           | 75           | +18             | +32             | +0                  | +50                             | +49                             | +205.4%                           | 97           |
| <b>Medical &amp; Dental</b>                   | <b>94</b>    | <b>99</b>    | <b>134</b>   | <b>260</b>   | <b>262</b>   | <b>+36</b>      | <b>+128</b>     | <b>+2</b>           | <b>+164</b>                     | <b>+169</b>                     | <b>+166.1%</b>                    | <b>295</b>   |
| Nurse/ Midwife Manager                        | 105          | 137          | 147          | 168          | 172          | +9              | +25             | +4                  | +34                             | +66                             | +25.0%                            | 195          |
| Nurse/ Midwife Specialist & AN/MP             | 10           | 11           | 12           | 12           | 11           | +1              | -0              | -0                  | +0                              | +1                              | +1.5%                             | 15           |
| Staff Nurse/ Staff Midwife                    | 1            | 9            | 9            | 30           | 27           | +0              | +18             | -2                  | +19                             | +26                             | +209.8%                           | 34           |
| Public Health Nurse                           |              |              | 1            | 1            | 1            | +1              | +0              | +0                  | +1                              | +1                              | -100.0%                           | 1            |
| Nursing/ Midwifery other                      | 67           | 72           | 74           | 67           | 67           | +1              | -7              | +0                  | -5                              | -0                              | -7.3%                             | 73           |
| <b>Nursing &amp; Midwifery</b>                | <b>184</b>   | <b>229</b>   | <b>242</b>   | <b>277</b>   | <b>278</b>   | <b>+13</b>      | <b>+36</b>      | <b>+1</b>           | <b>+49</b>                      | <b>+94</b>                      | <b>+21.2%</b>                     | <b>318</b>   |
| Dietitians                                    |              | 6            | 5            | 7            | 6            | -1              | 0               | -1                  | 0                               | +6                              | -3.8%                             | 7            |
| Occupational Therapists                       |              | 2            |              |              |              | -2              |                 |                     | -2                              |                                 | -100.0%                           |              |
| Physiotherapists                              | 1            | 3            | 2            | 1            |              | -1              | -2              | -1                  | -3                              | -1                              | -100.0%                           |              |
| Speech & Language Therapists                  | 1            |              | 1            | 1            | 1            | +1              | 0               | +0                  | 1                               | +0                              | -100.0%                           | 1            |
| Therapy Professions                           | 2            | 10           | 8            | 9            | 7            | -2              | -2              | -2                  | -4                              | +4                              | -34.9%                            | 8            |
| Health Science/ Diagnostics                   | 90           | 87           | 90           | 91           | 94           | +3              | +3              | +3                  | +7                              | +4                              | +7.6%                             | 125          |
| Pharmacy                                      | 8            | 17           | 22           | 33           | 34           | +4              | +12             | +2                  | +17                             | +27                             | +96.9%                            | 35           |
| Psychologists                                 | 1            |              | 1            | 1            | 1            | +1              | +0              | +0                  | +1                              | +0                              | -100.0%                           | 1            |
| Social Workers                                | 4            | 19           | 18           | 17           | 17           | -1              | -1              | +0                  | -2                              | +13                             | -11.9%                            | 19           |
| H&SC, Other                                   | 7            | 14           | 30           | 89           | 92           | +16             | +62             | +3                  | +78                             | +85                             | +559.9%                           | 97           |
| <b>Health &amp; Social Care Professionals</b> | <b>112</b>   | <b>148</b>   | <b>169</b>   | <b>239</b>   | <b>244</b>   | <b>+21</b>      | <b>+76</b>      | <b>+5</b>           | <b>+97</b>                      | <b>+133</b>                     | <b>+65.6%</b>                     | <b>285</b>   |
| Management (VIII & above)                     | 640          | 810          | 878          | 885          | 906          | +68             | +28             | +20                 | +96                             | +266                            | +11.9%                            | 937          |
| Administrative/ Supervisory (V to VII)        | 1,126        | 1,650        | 1,968        | 2,043        | 2,037        | +318            | +69             | -6                  | +388                            | +911                            | +23.5%                            | 2,126        |
| Clerical (III & IV)                           | 1,031        | 1,095        | 1,229        | 1,258        | 1,242        | +134            | +13             | -16                 | +146                            | +211                            | +13.4%                            | 1,318        |
| <b>Management &amp; Administrative</b>        | <b>2,797</b> | <b>3,555</b> | <b>4,075</b> | <b>4,186</b> | <b>4,185</b> | <b>+521</b>     | <b>+110</b>     | <b>-1</b>           | <b>+631</b>                     | <b>+1,388</b>                   | <b>+17.7%</b>                     | <b>4,381</b> |
| Support                                       | 107          | 105          | 135          | 127          | 130          | +31             | -5              | +3                  | +25                             | +23                             | +24.3%                            | 136          |
| Maintenance/ Technical                        | 230          | 218          | 230          | 223          | 222          | +12             | -9              | -1                  | +3                              | -8                              | +1.5%                             | 228          |
| <b>General Support</b>                        | <b>337</b>   | <b>323</b>   | <b>366</b>   | <b>350</b>   | <b>352</b>   | <b>+43</b>      | <b>-14</b>      | <b>+2</b>           | <b>+29</b>                      | <b>+15</b>                      | <b>+8.9%</b>                      | <b>364</b>   |
| Health Care Assistants                        | 10           | 15           | 13           | 12           | 12           | -2              | -1              | -0                  | -3                              | +1                              | -19.7%                            | 13           |
| Ambulance Staff                               | 2            |              |              |              |              |                 |                 |                     |                                 | -2                              | -100.0%                           |              |
| Care, other                                   | 2            |              |              |              |              |                 |                 |                     |                                 | -2                              | -100.0%                           |              |
| <b>Patient &amp; Client Care</b>              | <b>14</b>    | <b>15</b>    | <b>13</b>    | <b>12</b>    | <b>12</b>    | <b>-2</b>       | <b>-1</b>       | <b>-0</b>           | <b>-3</b>                       | <b>-2</b>                       | <b>-19.7%</b>                     | <b>13</b>    |

| National Services and Schemes            | WTE DEC 2019 | WTE DEC 2022 | WTE DEC 2023 | WTE AUG 2024 | WTE SEP 2024 | WTE Change 2023 | WTE Change 2024 | WTE Change AUG 2024 | WTE Change Dec 2022 to SEP 2024 | WTE Change Dec 2019 to SEP 2024 | % WTE Change Dec 2022 to SEP 2024 | No. SEP 2024 |
|--|--------------|--------------|--------------|--------------|--------------|-----------------|-----------------|---------------------|---------------------------------|---------------------------------|-----------------------------------|--------------|
| <b>Total National Services and Schem</b> | <b>3,012</b> | <b>3,191</b> | <b>3,527</b> | <b>3,555</b> | <b>3,556</b> | <b>+335</b>     | <b>+29</b>      | <b>+1</b>           | <b>+365</b>                     | <b>+544</b>                     | <b>+11.4%</b>                     | <b>3,741</b> |
| Consultants                              | 1            | 1            | 1            | 1            | 1            | +0              | +0              | +0                  | +0                              | +0                              | +0.0%                             | 1            |
| Medical/ Dental, other                   | 2            | 4            | 6            | 6            | 6            | +2              | +0              | +0                  | +2                              | +4                              | +38.1%                            | 7            |
| <b>Medical &amp; Dental</b>              | <b>3</b>     | <b>5</b>     | <b>7</b>     | <b>7</b>     | <b>7</b>     | <b>+2</b>       | <b>+0</b>       | <b>+0</b>           | <b>+2</b>                       | <b>+4</b>                       | <b>+30.8%</b>                     | <b>8</b>     |
| Nurse/ Midwife Manager                   | 1            | 3            | 3            | 7            | 7            | -0              | +4              | +0                  | +4                              | +6                              | +138.9%                           | 8            |
| Staff Nurse/ Staff Midwife               | 1            |              |              |              |              |                 |                 |                     |                                 | -1                              | -100.0%                           |              |
| <b>Nursing &amp; Midwifery</b>           | <b>2</b>     | <b>3</b>     | <b>3</b>     | <b>7</b>     | <b>7</b>     | <b>-0</b>       | <b>+4</b>       | <b>+0</b>           | <b>+4</b>                       | <b>+5</b>                       | <b>+138.9%</b>                    | <b>8</b>     |
| Dietitians                               | 1            | 1            | 1            |              |              | +0              | -1              |                     | -1                              | -1                              | -100.0%                           |              |
| Occupational Therapists                  |              |              |              |              |              |                 |                 |                     |                                 |                                 | -100.0%                           |              |
| Therapy Professions                      | 1            | 1            | 1            |              |              | +0              | -1              |                     | -1                              | -1                              | -100.0%                           |              |
| Pharmacy                                 | 29           | 43           | 49           | 51           | 51           | +6              | +1              | +0                  | +8                              | +21                             | +18.3%                            | 52           |



| National Services and Schemes                 | WTE DEC 2019 | WTE DEC 2022 | WTE DEC 2023 | WTE AUG 2024 | WTE SEP 2024 | WTE Change 2023 | WTE Change 2024 | WTE Change AUG 2024 | WTE Change Dec 2022 to SEP 2024 | WTE Change Dec 2019 to SEP 2024 | % WTE Change Dec 2022 to SEP 2024 | No. SEP 2024 |
|---|--------------|--------------|--------------|--------------|--------------|-----------------|-----------------|---------------------|---------------------------------|---------------------------------|-----------------------------------|--------------|
| <b>Total National Services and Schem</b>      | <b>3,012</b> | <b>3,191</b> | <b>3,527</b> | <b>3,555</b> | <b>3,556</b> | <b>+335</b>     | <b>+29</b>      | <b>+1</b>           | <b>+365</b>                     | <b>+544</b>                     | <b>+11.4%</b>                     | <b>3,741</b> |
| H&SC, Other                                   | 528          | 545          | 579          | 606          | 612          | +34             | +32             | +5                  | +66                             | +84                             | +12.2%                            | 680          |
| <b>Health &amp; Social Care Professionals</b> | <b>558</b>   | <b>589</b>   | <b>629</b>   | <b>657</b>   | <b>662</b>   | <b>+40</b>      | <b>+33</b>      | <b>+5</b>           | <b>+73</b>                      | <b>+104</b>                     | <b>+12.4%</b>                     | <b>732</b>   |
| Management (VIII & above)                     | 38           | 44           | 64           | 64           | 65           | +20             | +1              | +1                  | +21                             | +27                             | +46.7%                            | 65           |
| Administrative/ Supervisory (V to VII)        | 137          | 185          | 234          | 273          | 281          | +49             | +47             | +8                  | +96                             | +144                            | +51.7%                            | 289          |
| Clerical (III & IV)                           | 412          | 407          | 461          | 451          | 448          | +54             | -13             | -3                  | +41                             | +36                             | +10.1%                            | 484          |
| <b>Management &amp; Administrative</b>        | <b>586</b>   | <b>636</b>   | <b>758</b>   | <b>787</b>   | <b>793</b>   | <b>+122</b>     | <b>+35</b>      | <b>+6</b>           | <b>+157</b>                     | <b>+207</b>                     | <b>+24.7%</b>                     | <b>838</b>   |
| Support                                       | 10           | 7            | 3            | 3            | 3            | -4              | -1              | -0                  | -4                              | -7                              | -61.9%                            | 3            |
| Maintenance/ Technical                        | 11           | 8            | 12           | 12           | 12           | +4              | +0              | +0                  | +4                              | +1                              | +53.2%                            | 12           |
| <b>General Support</b>                        | <b>21</b>    | <b>15</b>    | <b>15</b>    | <b>15</b>    | <b>15</b>    | <b>+0</b>       | <b>-1</b>       | <b>-0</b>           | <b>-0</b>                       | <b>-6</b>                       | <b>-1.9%</b>                      | <b>15</b>    |
| Health Care Assistants                        | 2            | 1            | 1            | 1            | 1            | +0              | -0              | -0                  | -0                              | -1                              | -4.5%                             | 1            |
| Ambulance Staff                               | 1,826        | 1,932        | 2,104        | 2,072        | 2,062        | +172            | -42             | -10                 | +130                            | +236                            | +6.7%                             | 2,129        |
| Care, other                                   | 15           | 11           | 10           | 9            | 9            | -1              | -0              | +1                  | -1                              | -5                              | -12.8%                            | 10           |
| <b>Patient &amp; Client Care</b>              | <b>1,842</b> | <b>1,943</b> | <b>2,115</b> | <b>2,082</b> | <b>2,072</b> | <b>+171</b>     | <b>-43</b>      | <b>-10</b>          | <b>+129</b>                     | <b>+230</b>                     | <b>+6.6%</b>                      | <b>2,140</b> |



## Employment Report by Hospital Groups & CHOs: SEP 2024

| National Ambulance Service                    | WTE DEC 2019 | WTE DEC 2022 | WTE DEC 2023 | WTE AUG 2024 | WTE SEP 2024 | WTE Change 2023 | WTE Change 2024 | WTE Change AUG 2024 | WTE Change Dec 2022 to SEP 2024 | WTE Change Dec 2019 to SEP 2024 | % WTE Change Dec 2022 to SEP 2024 | No. SEP 2024 |
|---|--------------|--------------|--------------|--------------|--------------|-----------------|-----------------|---------------------|---------------------------------|---------------------------------|-----------------------------------|--------------|
| <b>Total National Ambulance Service</b>       | <b>1,933</b> | <b>2,067</b> | <b>2,321</b> | <b>2,363</b> | <b>2,381</b> | <b>+254</b>     | <b>+60</b>      | <b>+18</b>          | <b>+314</b>                     | <b>+448</b>                     | <b>+15.2%</b>                     | <b>2,475</b> |
| Consultants                                   | 1            | 1            | 1            | 1            | 1            | +0              | +0              | +0                  | +0                              | +0                              | +0.0%                             | 1            |
| Medical & Dental                              | 1            | 1            | 1            | 1            | 1            | +0              | +0              | +0                  | +0                              | +0                              | +0.0%                             | 1            |
| Nurse/ Midwife Manager                        | 1            | 3            | 3            | 7            | 7            | -0              | +4              | +0                  | +4                              | +6                              | +138.9%                           | 8            |
| Staff Nurse/ Staff Midwife                    | 1            |              |              |              |              |                 |                 |                     |                                 | -1                              | -100.0%                           |              |
| Nursing & Midwifery                           | 2            | 3            | 3            | 7            | 7            | -0              | +4              | +0                  | +4                              | +5                              | +138.9%                           | 8            |
| Dietitians                                    | 1            |              |              |              |              |                 |                 |                     |                                 | -1                              | -100.0%                           |              |
| Therapy Professions                           | 1            |              |              |              |              |                 |                 |                     |                                 | -1                              | -100.0%                           |              |
| Pharmacy                                      |              |              |              | 1            | 1            |                 | +1              | +0                  | +1                              | +1                              | -100.0%                           | 1            |
| H&SC, Other                                   |              |              | 14           | 43           | 59           | +14             | +45             | +16                 | +59                             | +59                             | -100.0%                           | 75           |
| <b>Health &amp; Social Care Professionals</b> | <b>1</b>     |              | <b>14</b>    | <b>44</b>    | <b>60</b>    | <b>+14</b>      | <b>+46</b>      | <b>+16</b>          | <b>+60</b>                      | <b>+59</b>                      | <b>-100.0%</b>                    | <b>76</b>    |
| Management (VIII & above)                     | 12           | 21           | 40           | 41           | 42           | +19             | +2              | +1                  | +21                             | +30                             | +102.8%                           | 42           |
| Administrative/ Supervisory (V to VII)        | 29           | 50           | 85           | 130          | 138          | +35             | +53             | +8                  | +88                             | +109                            | +174.4%                           | 142          |
| Clerical (III & IV)                           | 41           | 45           | 61           | 57           | 59           | +16             | -2              | +2                  | +14                             | +18                             | +30.2%                            | 64           |
| <b>Management &amp; Administrative</b>        | <b>82</b>    | <b>116</b>   | <b>186</b>   | <b>228</b>   | <b>239</b>   | <b>+70</b>      | <b>+53</b>      | <b>+11</b>          | <b>+123</b>                     | <b>+157</b>                     | <b>+105.4%</b>                    | <b>248</b>   |
| Support                                       | 4            | 3            | 2            | 2            | 2            | -1              | -1              | -0                  | -1                              | -2                              | -45.5%                            | 2            |
| Maintenance/ Technical                        | 2            | 1            | 1            | 1            | 1            | +0              | +0              | +0                  | +0                              | -1                              | +0.0%                             | 1            |
| <b>General Support</b>                        | <b>6</b>     | <b>4</b>     | <b>3</b>     | <b>3</b>     | <b>3</b>     | <b>-1</b>       | <b>-1</b>       | <b>-0</b>           | <b>-1</b>                       | <b>-3</b>                       | <b>-34.5%</b>                     | <b>3</b>     |
| Health Care Assistants                        | 2            | 1            | 1            | 1            | 1            | +0              | -0              | -0                  | -0                              | -1                              | -4.5%                             | 1            |
| Ambulance Staff                               | 1,825        | 1,931        | 2,103        | 2,071        | 2,061        | +172            | -42             | -10                 | +130                            | +236                            | +6.7%                             | 2,128        |
| Care, other                                   | 15           | 11           | 10           | 9            | 9            | -1              | -0              | +1                  | -1                              | -5                              | -12.8%                            | 10           |
| <b>Patient &amp; Client Care</b>              | <b>1,841</b> | <b>1,942</b> | <b>2,114</b> | <b>2,081</b> | <b>2,071</b> | <b>+171</b>     | <b>-43</b>      | <b>-10</b>          | <b>+129</b>                     | <b>+230</b>                     | <b>+6.6%</b>                      | <b>2,139</b> |

| Children's Health Ireland                | WTE DEC 2019 | WTE DEC 2022 | WTE DEC 2023 | WTE AUG 2024 | WTE SEP 2024 | WTE Change 2023 | WTE Change 2024 | WTE Change AUG 2024 | WTE Change Dec 2022 to SEP 2024 | WTE Change Dec 2019 to SEP 2024 | % WTE Change Dec 2022 to SEP 2024 | No. SEP 2024 |
|--|--------------|--------------|--------------|--------------|--------------|-----------------|-----------------|---------------------|---------------------------------|---------------------------------|-----------------------------------|--------------|
| <b>Total Children's Health Ireland</b>   | <b>3,602</b> | <b>4,108</b> | <b>4,522</b> | <b>4,493</b> | <b>4,517</b> | <b>+414</b>     | <b>-5</b>       | <b>+24</b>          | <b>+409</b>                     | <b>+915</b>                     | <b>+10.0%</b>                     | <b>5,115</b> |
| Consultants                              | 220          | 279          | 299          | 309          | 310          | +20             | +11             | +1                  | +31                             | +90                             | +11.2%                            | 330          |
| Registrars                               | 204          | 226          | 249          | 273          | 275          | +23             | +26             | +2                  | +49                             | +71                             | +21.9%                            | 290          |
| SHO/ Interns                             | 88           | 107          | 125          | 128          | 130          | +19             | +5              | +2                  | +23                             | +42                             | +21.8%                            | 132          |
| Medical/ Dental, other                   | 1            | 1            | 1            | 1            | 1            | +0              | +0              | +0                  | +0                              | +0                              | +0.0%                             | 3            |
| <b>Medical &amp; Dental</b>              | <b>514</b>   | <b>612</b>   | <b>674</b>   | <b>711</b>   | <b>716</b>   | <b>+61</b>      | <b>+43</b>      | <b>+5</b>           | <b>+104</b>                     | <b>+203</b>                     | <b>+17.0%</b>                     | <b>755</b>   |
| Nurse/ Midwife Manager                   | 331          | 375          | 376          | 392          | 402          | +1              | +26             | +10                 | +27                             | +71                             | +7.2%                             | 452          |
| Nurse/ Midwife Specialist & AN/MP        | 152          | 206          | 261          | 238          | 240          | +55             | -21             | +2                  | +34                             | +88                             | +16.4%                            | 283          |
| Staff Nurse/ Staff Midwife               | 805          | 882          | 985          | 1,036        | 995          | +102            | +10             | -42                 | +112                            | +189                            | +12.7%                            | 1,129        |
| Nursing/ Midwifery awaiting registration |              | 2            | 1            | 2            | 4            | -1              | 3               | +2                  | 2                               | +4                              | +146.9%                           | 4            |
| Pre-registration Nurse/ Midwife Intern   | 12           | 21           | 17           | 17           | 16           | -4              | 0               | -1                  | -5                              | +4                              | -22.8%                            | 66           |
| Post-registration Nurse/ Midwife Student | 63           | 57           | 54           | 24           | 61           | -3              | 7               | +37                 | 4                               | -2                              | +7.8%                             | 81           |
| Nursing/ Midwifery Student               | 75           | 79           | 71           | 43           | 81           | -8              | +10             | +38                 | +2                              | +6                              | +2.6%                             | 151          |
| Nursing/ Midwifery other                 | 10           | 9            | 11           | 11           | 11           | +3              | -1              | -1                  | +2                              | +0                              | +23.3%                            | 12           |
| <b>Nursing &amp; Midwifery</b>           | <b>1,374</b> | <b>1,551</b> | <b>1,704</b> | <b>1,721</b> | <b>1,729</b> | <b>+153</b>     | <b>+24</b>      | <b>+8</b>           | <b>+177</b>                     | <b>+355</b>                     | <b>+11.4%</b>                     | <b>2,027</b> |
| Dietitians                               | 46           | 58           | 55           | 49           | 51           | -3              | -4              | +1                  | -8                              | +4                              | -13.2%                            | 59           |
| Occupational Therapists                  | 20           | 22           | 30           | 30           | 30           | +7              | 0               | +0                  | 7                               | +10                             | +32.7%                            | 35           |
| Physiotherapists                         | 49           | 56           | 59           | 51           | 53           | +3              | -7              | +2                  | -3                              | +4                              | -5.9%                             | 60           |
| Speech & Language Therapists             | 15           | 19           | 24           | 21           | 21           | +5              | -3              | 0                   | 2                               | +5                              | +10.5%                            | 27           |



| Children's Health Ireland                     | WTE DEC 2019 | WTE DEC 2022 | WTE DEC 2023 | WTE AUG 2024 | WTE SEP 2024 | WTE Change 2023 | WTE Change 2024 | WTE Change AUG 2024 | WTE Change Dec 2022 to SEP 2024 | WTE Change Dec 2019 to SEP 2024 | % WTE Change Dec 2022 to SEP 2024 | No. SEP 2024 |
|---|--------------|--------------|--------------|--------------|--------------|-----------------|-----------------|---------------------|---------------------------------|---------------------------------|-----------------------------------|--------------|
| <b>Total Children's Health Ireland</b>        | <b>3,602</b> | <b>4,108</b> | <b>4,522</b> | <b>4,493</b> | <b>4,517</b> | <b>+414</b>     | <b>-5</b>       | <b>+24</b>          | <b>+409</b>                     | <b>+915</b>                     | <b>+10.0%</b>                     | <b>5,115</b> |
| Orthoptists                                   | 6            | 4            | 5            | 6            | 6            | +0              | 1               | +0                  | 1                               | -1                              | +26.5%                            | 7            |
| Therapy Professions                           | 136          | 160          | 172          | 157          | 159          | +12             | -13             | +3                  | -1                              | +23                             | -0.3%                             | 188          |
| Health Science/ Diagnostics                   | 280          | 304          | 322          | 326          | 323          | +18             | +0              | -3                  | +19                             | +42                             | +6.2%                             | 355          |
| Pharmacy                                      | 45           | 58           | 62           | 66           | 69           | +4              | +7              | +3                  | +11                             | +24                             | +18.9%                            | 77           |
| Psychologists                                 | 38           | 44           | 62           | 56           | 58           | +18             | -4              | +2                  | +14                             | +20                             | +31.6%                            | 72           |
| Social Workers                                | 57           | 64           | 71           | 67           | 67           | +7              | -4              | +1                  | +3                              | +11                             | +5.1%                             | 81           |
| H&SC, Other                                   | 25           | 37           | 30           | 28           | 29           | -6              | -1              | +1                  | -7                              | +4                              | -19.2%                            | 37           |
| <b>Health &amp; Social Care Professionals</b> | <b>581</b>   | <b>666</b>   | <b>720</b>   | <b>699</b>   | <b>706</b>   | <b>+54</b>      | <b>-14</b>      | <b>+6</b>           | <b>+39</b>                      | <b>+125</b>                     | <b>+5.9%</b>                      | <b>810</b>   |
| Management (VIII & above)                     | 52           | 72           | 75           | 78           | 78           | +3              | +2              | -0                  | +6                              | +26                             | +7.7%                             | 80           |
| Administrative/ Supervisory (V to VII)        | 272          | 358          | 438          | 416          | 422          | +79             | -16             | +5                  | +63                             | +150                            | +17.6%                            | 438          |
| Clerical (III & IV)                           | 420          | 430          | 441          | 420          | 418          | +11             | -23             | -2                  | -12                             | -2                              | -2.9%                             | 489          |
| <b>Management &amp; Administrative</b>        | <b>744</b>   | <b>861</b>   | <b>954</b>   | <b>914</b>   | <b>917</b>   | <b>+93</b>      | <b>-37</b>      | <b>+3</b>           | <b>+56</b>                      | <b>+173</b>                     | <b>+6.5%</b>                      | <b>1,007</b> |
| Support                                       | 195          | 211          | 225          | 227          | 229          | +14             | +4              | +2                  | +18                             | +34                             | +8.5%                             | 259          |
| Maintenance/ Technical                        | 15           | 14           | 15           | 15           | 15           | +1              | -1              | +0                  | +0                              | -0                              | +1.9%                             | 15           |
| <b>General Support</b>                        | <b>210</b>   | <b>225</b>   | <b>240</b>   | <b>242</b>   | <b>244</b>   | <b>+15</b>      | <b>+4</b>       | <b>+2</b>           | <b>+18</b>                      | <b>+34</b>                      | <b>+8.1%</b>                      | <b>274</b>   |
| Health Care Assistants                        | 165          | 181          | 220          | 198          | 197          | +39             | -24             | -1                  | +15                             | +32                             | +8.5%                             | 232          |
| Care, other                                   | 14           | 10           | 9            | 9            | 9            | -1              | -1              | -0                  | -2                              | -5                              | -15.3%                            | 10           |
| <b>Patient &amp; Client Care</b>              | <b>179</b>   | <b>191</b>   | <b>229</b>   | <b>206</b>   | <b>205</b>   | <b>+38</b>      | <b>-24</b>      | <b>-1</b>           | <b>+14</b>                      | <b>+26</b>                      | <b>+7.3%</b>                      | <b>242</b>   |

| Dublin Midlands Hospital Group                | WTE DEC 2019  | WTE DEC 2022  | WTE DEC 2023  | WTE AUG 2024  | WTE SEP 2024  | WTE Change 2023 | WTE Change 2024 | WTE Change AUG 2024 | WTE Change Dec 2022 to SEP 2024 | WTE Change Dec 2019 to SEP 2024 | % WTE Change Dec 2022 to SEP 2024 | No. SEP 2024  |
|---|---------------|---------------|---------------|---------------|---------------|-----------------|-----------------|---------------------|---------------------------------|---------------------------------|-----------------------------------|---------------|
| <b>Total Dublin Midlands Hospital Gro</b>     | <b>11,732</b> | <b>13,424</b> | <b>14,540</b> | <b>15,066</b> | <b>15,072</b> | <b>+1,116</b>   | <b>+532</b>     | <b>+6</b>           | <b>+1,648</b>                   | <b>+3,339</b>                   | <b>+12.3%</b>                     | <b>16,551</b> |
| Consultants                                   | 498           | 611           | 668           | 697           | 700           | +58             | +32             | +3                  | +90                             | +203                            | +14.7%                            | 757           |
| Registrars                                    | 545           | 638           | 689           | 694           | 707           | +51             | +18             | +13                 | +70                             | +162                            | +10.9%                            | 725           |
| SHO/ Interns                                  | 479           | 542           | 585           | 611           | 615           | +43             | +30             | +5                  | +73                             | +137                            | +13.5%                            | 618           |
| Medical/ Dental, other                        | 9             | 11            | 12            | 14            | 15            | +1              | +3              | +1                  | +4                              | +6                              | +35.3%                            | 18            |
| <b>Medical &amp; Dental</b>                   | <b>1,531</b>  | <b>1,802</b>  | <b>1,955</b>  | <b>2,016</b>  | <b>2,038</b>  | <b>+153</b>     | <b>+84</b>      | <b>+22</b>          | <b>+236</b>                     | <b>+508</b>                     | <b>+13.1%</b>                     | <b>2,118</b>  |
| Nurse/ Midwife Manager                        | 949           | 1,081         | 1,159         | 1,153         | 1,147         | +78             | -11             | -6                  | +66                             | +198                            | +6.1%                             | 1,253         |
| Nurse/ Midwife Specialist & AN/MP             | 218           | 334           | 413           | 465           | 471           | +78             | +58             | +7                  | +137                            | +254                            | +40.9%                            | 513           |
| Staff Nurse/ Staff Midwife                    | 3,076         | 3,421         | 3,751         | 4,014         | 4,001         | +330            | +250            | -13                 | +580                            | +925                            | +17.0%                            | 4,346         |
| Nursing/ Midwifery awaiting registration      | 22            | 85            | 38            | 13            | 21            | -47             | -18             | +8                  | -64                             | -1                              | -75.6%                            | 22            |
| Pre-registration Nurse/ Midwife Intern        | 8             | 12            | 15            | 105           | 100           | +3              | 85              | -5                  | 88                              | +92                             | +704.9%                           | 202           |
| Post-registration Nurse/ Midwife Student      | 13            | 6             | 6             | 5             | 5             | +0              | -1              | +0                  | -1                              | -9                              | -18.2%                            | 9             |
| Nursing/ Midwifery Student                    | 43            | 103           | 59            | 123           | 125           | -44             | +67             | +3                  | +23                             | +82                             | +22.1%                            | 233           |
| Nursing/ Midwifery other                      | 37            | 37            | 43            | 40            | 41            | +6              | -1              | +1                  | +4                              | +4                              | +11.4%                            | 50            |
| <b>Nursing &amp; Midwifery</b>                | <b>4,322</b>  | <b>4,976</b>  | <b>5,424</b>  | <b>5,794</b>  | <b>5,786</b>  | <b>+448</b>     | <b>+362</b>     | <b>-8</b>           | <b>+810</b>                     | <b>+1,464</b>                   | <b>+16.3%</b>                     | <b>6,395</b>  |
| Dietitians                                    | 99            | 102           | 113           | 119           | 122           | +11             | 9               | +3                  | 20                              | +23                             | +19.4%                            | 136           |
| Occupational Therapists                       | 72            | 92            | 100           | 102           | 105           | +8              | 4               | +2                  | 13                              | +32                             | +13.7%                            | 111           |
| Physiotherapists                              | 173           | 228           | 243           | 246           | 243           | +15             | 0               | -3                  | 15                              | +70                             | +6.5%                             | 270           |
| Podiatrists & Chiropractists                  | 4             | 5             | 4             | 3             | 3             | -1              | -1              | +0                  | -2                              | -1                              | -39.0%                            | 4             |
| Speech & Language Therapists                  | 42            | 56            | 60            | 55            | 57            | +4              | -3              | +2                  | 0                               | +15                             | +0.8%                             | 65            |
| Orthoptists                                   | 2             | 2             | 1             | 1             | 0             | -1              | 0               | 0                   | -1                              | -2                              | -81.0%                            | 1             |
| Therapy Professions                           | 392           | 485           | 521           | 526           | 530           | +36             | +9              | +4                  | +45                             | +138                            | +9.2%                             | 587           |
| Health Science/ Diagnostics                   | 1,049         | 1,127         | 1,173         | 1,201         | 1,209         | +46             | +36             | +8                  | +82                             | +160                            | +7.3%                             | 1,313         |
| Pharmacy                                      | 236           | 251           | 269           | 279           | 287           | +18             | +18             | +8                  | +36                             | +51                             | +14.2%                            | 321           |
| Psychologists                                 | 13            | 18            | 21            | 21            | 21            | +3              | -1              | -0                  | +3                              | +8                              | +13.8%                            | 24            |
| Social Workers                                | 79            | 91            | 107           | 112           | 110           | +16             | +4              | -2                  | +20                             | +31                             | +21.6%                            | 123           |
| H&SC, Other                                   | 34            | 52            | 48            | 54            | 49            | -4              | +1              | -5                  | -3                              | +15                             | -5.2%                             | 57            |
| <b>Health &amp; Social Care Professionals</b> | <b>1,804</b>  | <b>2,024</b>  | <b>2,139</b>  | <b>2,194</b>  | <b>2,206</b>  | <b>+115</b>     | <b>+67</b>      | <b>+12</b>          | <b>+182</b>                     | <b>+402</b>                     | <b>+9.0%</b>                      | <b>2,425</b>  |



| Dublin Midlands Hospital Group            | WTE DEC 2019  | WTE DEC 2022  | WTE DEC 2023  | WTE AUG 2024  | WTE SEP 2024  | WTE Change 2023 | WTE Change 2024 | WTE Change AUG 2024 | WTE Change Dec 2022 to SEP 2024 | WTE Change Dec 2019 to SEP 2024 | % WTE Change Dec 2022 to SEP 2024 | No. SEP 2024  |
|---|---------------|---------------|---------------|---------------|---------------|-----------------|-----------------|---------------------|---------------------------------|---------------------------------|-----------------------------------|---------------|
| <b>Total Dublin Midlands Hospital Gro</b> | <b>11,732</b> | <b>13,424</b> | <b>14,540</b> | <b>15,066</b> | <b>15,072</b> | <b>+1,116</b>   | <b>+532</b>     | <b>+6</b>           | <b>+1,648</b>                   | <b>+3,339</b>                   | <b>+12.3%</b>                     | <b>16,551</b> |
| Management (VIII & above)                 | 122           | 150           | 145           | 145           | 143           | -5              | -2              | -2                  | -7                              | +21                             | -4.6%                             | 146           |
| Administrative/ Supervisory (V to VII)    | 517           | 660           | 749           | 763           | 775           | +89             | +25             | +12                 | +114                            | +258                            | +17.3%                            | 813           |
| Clerical (III & IV)                       | 1,156         | 1,236         | 1,386         | 1,401         | 1,391         | +151            | +5              | -10                 | +156                            | +235                            | +12.6%                            | 1,591         |
| <b>Management &amp; Administrative</b>    | <b>1,795</b>  | <b>2,046</b>  | <b>2,280</b>  | <b>2,309</b>  | <b>2,309</b>  | <b>+234</b>     | <b>+29</b>      | <b>-1</b>           | <b>+263</b>                     | <b>+514</b>                     | <b>+12.9%</b>                     | <b>2,550</b>  |
| Support                                   | 790           | 821           | 822           | 828           | 809           | +1              | -13             | -19                 | -12                             | +19                             | -1.4%                             | 934           |
| Maintenance/ Technical                    | 143           | 142           | 137           | 139           | 141           | -5              | +5              | +2                  | -1                              | -2                              | -0.4%                             | 143           |
| <b>General Support</b>                    | <b>933</b>    | <b>963</b>    | <b>959</b>    | <b>967</b>    | <b>951</b>    | <b>-4</b>       | <b>-8</b>       | <b>-17</b>          | <b>-12</b>                      | <b>+17</b>                      | <b>-1.3%</b>                      | <b>1,077</b>  |
| Health Care Assistants                    | 1,326         | 1,581         | 1,707         | 1,710         | 1,708         | +126            | +1              | -2                  | +128                            | +382                            | +8.1%                             | 1,900         |
| Care, other                               | 22            | 33            | 76            | 75            | 74            | +44             | -2              | -1                  | +41                             | +52                             | +126.6%                           | 86            |
| <b>Patient &amp; Client Care</b>          | <b>1,348</b>  | <b>1,613</b>  | <b>1,783</b>  | <b>1,785</b>  | <b>1,782</b>  | <b>+170</b>     | <b>-1</b>       | <b>-3</b>           | <b>+169</b>                     | <b>+435</b>                     | <b>+10.5%</b>                     | <b>1,986</b>  |

| Ireland East Hospital Group                   | WTE DEC 2019  | WTE DEC 2022  | WTE DEC 2023  | WTE AUG 2024  | WTE SEP 2024  | WTE Change 2023 | WTE Change 2024 | WTE Change AUG 2024 | WTE Change Dec 2022 to SEP 2024 | WTE Change Dec 2019 to SEP 2024 | % WTE Change Dec 2022 to SEP 2024 | No. SEP 2024  |
|---|---------------|---------------|---------------|---------------|---------------|-----------------|-----------------|---------------------|---------------------------------|---------------------------------|-----------------------------------|---------------|
| <b>Total Ireland East Hospital Group</b>      | <b>10,375</b> | <b>12,394</b> | <b>13,335</b> | <b>13,692</b> | <b>13,664</b> | <b>+941</b>     | <b>+328</b>     | <b>-29</b>          | <b>+1,269</b>                   | <b>+3,289</b>                   | <b>+10.2%</b>                     | <b>14,888</b> |
| Consultants                                   | 459           | 556           | 590           | 612           | 618           | +35             | +28             | +6                  | +63                             | +159                            | +11.3%                            | 663           |
| Registrars                                    | 513           | 623           | 645           | 683           | 691           | +23             | +45             | +8                  | +68                             | +178                            | +10.9%                            | 700           |
| SHO/ Interns                                  | 483           | 573           | 669           | 676           | 691           | +96             | +22             | +16                 | +118                            | +209                            | +20.6%                            | 701           |
| Medical/ Dental, other                        | 21            | 31            | 31            | 31            | 31            | -0              | +0              | +0                  | -0                              | +10                             | -0.2%                             | 40            |
| <b>Medical &amp; Dental</b>                   | <b>1,475</b>  | <b>1,783</b>  | <b>1,936</b>  | <b>2,002</b>  | <b>2,032</b>  | <b>+153</b>     | <b>+96</b>      | <b>+30</b>          | <b>+249</b>                     | <b>+556</b>                     | <b>+14.0%</b>                     | <b>2,104</b>  |
| Nurse/ Midwife Manager                        | 833           | 1,048         | 1,139         | 1,154         | 1,132         | +90             | -7              | -22                 | +84                             | +300                            | +8.0%                             | 1,234         |
| Nurse/ Midwife Specialist & AN/MP             | 237           | 298           | 351           | 370           | 369           | +53             | +18             | -2                  | +71                             | +131                            | +23.8%                            | 408           |
| Staff Nurse/ Staff Midwife                    | 2,816         | 3,329         | 3,637         | 3,834         | 3,841         | +308            | +205            | +7                  | +512                            | +1,025                          | +15.4%                            | 4,179         |
| Nursing/ Midwifery awaiting registration      | 21            | 6             | 8             | 5             | 31            | +2              | 23              | +26                 | 25                              | +10                             | +419.0%                           | 36            |
| Pre-registration Nurse/ Midwife Intern        | 18            | 44            | 13            | 94            | 29            | -31             | 16              | -65                 | -15                             | +11                             | -34.7%                            | 66            |
| Post-registration Nurse/ Midwife Student      | 21            | 15            | 15            | 15            | 15            | +0              | 0               | +0                  | 0                               | -6                              | +0.0%                             | 15            |
| Nursing/ Midwifery Student                    | 60            | 65            | 36            | 114           | 75            | -29             | +38             | -39                 | +10                             | +15                             | +14.8%                            | 117           |
| Nursing/ Midwifery other                      | 34            | 17            | 19            | 24            | 24            | +2              | +5              | +1                  | +7                              | -10                             | +42.0%                            | 28            |
| <b>Nursing &amp; Midwifery</b>                | <b>3,980</b>  | <b>4,757</b>  | <b>5,181</b>  | <b>5,495</b>  | <b>5,441</b>  | <b>+424</b>     | <b>+259</b>     | <b>-54</b>          | <b>+684</b>                     | <b>+1,461</b>                   | <b>+14.4%</b>                     | <b>5,966</b>  |
| Dietitians                                    | 63            | 79            | 87            | 91            | 91            | +8              | 4               | +0                  | 12                              | +28                             | +15.8%                            | 103           |
| Occupational Therapists                       | 86            | 130           | 141           | 145           | 150           | +11             | 9               | +5                  | 20                              | +63                             | +15.1%                            | 163           |
| Physiotherapists                              | 199           | 211           | 214           | 214           | 225           | +3              | 11              | +11                 | 14                              | +26                             | +6.6%                             | 263           |
| Podiatrists & Chiropractors                   | 9             | 7             | 7             | 7             | 6             | +0              | -1              | -1                  | -1                              | -2                              | -11.0%                            | 8             |
| Speech & Language Therapists                  | 40            | 52            | 61            | 63            | 64            | +10             | 3               | +1                  | 12                              | +24                             | +24.1%                            | 76            |
| Orthoptists                                   | 4             | 3             | 2             | 2             | 2             | -1              | 0               | +0                  | -1                              | -1                              | -28.3%                            | 5             |
| Therapy Professions                           | 401           | 481           | 512           | 521           | 538           | +31             | +26             | +17                 | +57                             | +137                            | +11.8%                            | 618           |
| Health Science/ Diagnostics                   | 576           | 686           | 729           | 747           | 742           | +43             | +13             | -5                  | +56                             | +166                            | +8.2%                             | 840           |
| Social Care                                   | 1             | 1             | 1             | 1             | 1             | -1              | +0              | +0                  | -1                              | -1                              | -50.0%                            | 1             |
| Pharmacy                                      | 152           | 192           | 206           | 211           | 212           | +14             | +6              | +1                  | +19                             | +60                             | +9.9%                             | 230           |
| Psychologists                                 | 25            | 35            | 36            | 34            | 36            | +1              | -1              | +1                  | +0                              | +10                             | +0.5%                             | 42            |
| Social Workers                                | 52            | 73            | 92            | 90            | 91            | +20             | -2              | +0                  | +18                             | +38                             | +24.8%                            | 101           |
| H&SC, Other                                   | 10            | 22            | 21            | 13            | 12            | -1              | -9              | -1                  | -10                             | +2                              | -46.5%                            | 17            |
| <b>Health &amp; Social Care Professionals</b> | <b>1,218</b>  | <b>1,491</b>  | <b>1,597</b>  | <b>1,617</b>  | <b>1,630</b>  | <b>+107</b>     | <b>+33</b>      | <b>+13</b>          | <b>+139</b>                     | <b>+413</b>                     | <b>+9.3%</b>                      | <b>1,849</b>  |
| Management (VIII & above)                     | 52            | 106           | 100           | 95            | 94            | -6              | -6              | -1                  | -11                             | +42                             | -10.7%                            | 96            |
| Administrative/ Supervisory (V to VII)        | 396           | 614           | 679           | 677           | 674           | +64             | -4              | -3                  | +60                             | +279                            | +9.8%                             | 710           |
| Clerical (III & IV)                           | 1,180         | 1,208         | 1,310         | 1,293         | 1,287         | +102            | -23             | -6                  | +79                             | +107                            | +6.5%                             | 1,432         |
| <b>Management &amp; Administrative</b>        | <b>1,628</b>  | <b>1,928</b>  | <b>2,089</b>  | <b>2,065</b>  | <b>2,056</b>  | <b>+161</b>     | <b>-33</b>      | <b>-10</b>          | <b>+128</b>                     | <b>+428</b>                     | <b>+6.6%</b>                      | <b>2,238</b>  |
| Support                                       | 1,229         | 1,385         | 1,377         | 1,364         | 1,361         | -8              | -17             | -3                  | -24                             | +131                            | -1.7%                             | 1,510         |
| Maintenance/ Technical                        | 95            | 113           | 120           | 115           | 115           | +7              | -5              | +0                  | +2                              | +20                             | +1.8%                             | 118           |
| <b>General Support</b>                        | <b>1,324</b>  | <b>1,498</b>  | <b>1,497</b>  | <b>1,478</b>  | <b>1,476</b>  | <b>-1</b>       | <b>-21</b>      | <b>-3</b>           | <b>-22</b>                      | <b>+151</b>                     | <b>-1.5%</b>                      | <b>1,628</b>  |



| Ireland East Hospital Group              | WTE DEC 2019  | WTE DEC 2022  | WTE DEC 2023  | WTE AUG 2024  | WTE SEP 2024  | WTE Change 2023 | WTE Change 2024 | WTE Change AUG 2024 | WTE Change Dec 2022 to SEP 2024 | WTE Change Dec 2019 to SEP 2024 | % WTE Change Dec 2022 to SEP 2024 | No. SEP 2024  |
|--|---------------|---------------|---------------|---------------|---------------|-----------------|-----------------|---------------------|---------------------------------|---------------------------------|-----------------------------------|---------------|
| <b>Total Ireland East Hospital Group</b> | <b>10,375</b> | <b>12,394</b> | <b>13,335</b> | <b>13,692</b> | <b>13,664</b> | <b>+941</b>     | <b>+328</b>     | <b>-29</b>          | <b>+1,269</b>                   | <b>+3,289</b>                   | <b>+10.2%</b>                     | <b>14,888</b> |
| Health Care Assistants                   | 730           | 919           | 1,010         | 1,011         | 1,006         | +91             | -3              | -4                  | +88                             | +276                            | +9.5%                             | 1,077         |
| Care, other                              | 20            | 19            | 25            | 23            | 23            | +6              | -2              | -0                  | +4                              | +3                              | +23.1%                            | 26            |
| Patient & Client Care                    | 750           | 938           | 1,035         | 1,034         | 1,030         | +97             | -5              | -4                  | +92                             | +279                            | +9.8%                             | 1,103         |

| RCSI Hospitals Group                          | WTE DEC 2019  | WTE DEC 2022  | WTE DEC 2023  | WTE AUG 2024  | WTE SEP 2024  | WTE Change 2023 | WTE Change 2024 | WTE Change AUG 2024 | WTE Change Dec 2022 to SEP 2024 | WTE Change Dec 2019 to SEP 2024 | % WTE Change Dec 2022 to SEP 2024 | No. SEP 2024  |
|---|---------------|---------------|---------------|---------------|---------------|-----------------|-----------------|---------------------|---------------------------------|---------------------------------|-----------------------------------|---------------|
| <b>Total RCSI Hospitals Group</b>             | <b>13,764</b> | <b>16,234</b> | <b>16,998</b> | <b>17,310</b> | <b>17,235</b> | <b>+764</b>     | <b>+237</b>     | <b>-75</b>          | <b>+1,001</b>                   | <b>+3,471</b>                   | <b>+6.2%</b>                      | <b>18,896</b> |
| Consultants                                   | 641           | 782           | 848           | 897           | 902           | +67             | +54             | +5                  | +120                            | +261                            | +15.4%                            | 991           |
| Registrars                                    | 692           | 821           | 856           | 894           | 879           | +35             | +23             | -14                 | +58                             | +187                            | +7.1%                             | 892           |
| SHO/ Interns                                  | 643           | 760           | 825           | 795           | 797           | +65             | -28             | +2                  | +37                             | +154                            | +4.9%                             | 807           |
| Medical/ Dental, other                        | 10            | 10            | 10            | 11            | 11            | -0              | +1              | +0                  | +1                              | +1                              | +8.0%                             | 17            |
| <b>Medical &amp; Dental</b>                   | <b>1,987</b>  | <b>2,373</b>  | <b>2,540</b>  | <b>2,596</b>  | <b>2,589</b>  | <b>+167</b>     | <b>+50</b>      | <b>-7</b>           | <b>+216</b>                     | <b>+602</b>                     | <b>+9.1%</b>                      | <b>2,707</b>  |
| Nurse/ Midwife Manager                        | 1,062         | 1,359         | 1,424         | 1,451         | 1,438         | +65             | +14             | -13                 | +78                             | +376                            | +5.8%                             | 1,577         |
| Nurse/ Midwife Specialist & AN/MP             | 292           | 439           | 487           | 514           | 518           | +48             | +32             | +4                  | +79                             | +226                            | +18.1%                            | 558           |
| Staff Nurse/ Staff Midwife                    | 3,720         | 4,279         | 4,609         | 4,744         | 4,712         | +330            | +103            | -33                 | +432                            | +992                            | +10.1%                            | 5,104         |
| Nursing/ Midwifery awaiting registration      | 71            | 62            | 59            |               | 11            | -3              | -48             | +11                 | -51                             | -60                             | -82.2%                            | 12            |
| Pre-registration Nurse/ Midwife Intern        | 9             | 13            | 10            | 118           | 88            | -3              | 79              | -30                 | 76                              | +79                             | +593.3%                           | 190           |
| Post-registration Nurse/ Midwife Student      | 42            | 42            | 27            | 18            | 19            | -15             | -8              | +1                  | -23                             | -23                             | -54.6%                            | 20            |
| Nursing/ Midwifery Student                    | 122           | 117           | 96            | 136           | 118           | -21             | +23             | -18                 | +2                              | -4                              | +1.5%                             | 222           |
| Nursing/ Midwifery other                      | 89            | 64            | 65            | 59            | 62            | +2              | -3              | +3                  | -1                              | -27                             | -2.2%                             | 71            |
| <b>Nursing &amp; Midwifery</b>                | <b>5,285</b>  | <b>6,258</b>  | <b>6,681</b>  | <b>6,905</b>  | <b>6,848</b>  | <b>+423</b>     | <b>+167</b>     | <b>-57</b>          | <b>+590</b>                     | <b>+1,563</b>                   | <b>+9.4%</b>                      | <b>7,532</b>  |
| Dietitians                                    | 80            | 104           | 109           | 109           | 110           | +5              | 1               | +1                  | 6                               | +30                             | +5.9%                             | 124           |
| Occupational Therapists                       | 94            | 123           | 120           | 133           | 130           | -3              | 9               | -4                  | 7                               | +36                             | +5.4%                             | 137           |
| Physiotherapists                              | 256           | 314           | 314           | 316           | 322           | 0               | 8               | +5                  | 8                               | +65                             | +2.5%                             | 354           |
| Podiatrists & Chiropractists                  | 10            | 11            | 10            | 9             | 9             | -1              | -1              | 0                   | -2                              | -1                              | -20.5%                            | 12            |
| Speech & Language Therapists                  | 55            | 69            | 72            | 71            | 68            | +3              | -4              | -3                  | -1                              | +13                             | -1.7%                             | 73            |
| Orthoptists                                   | 3             | 3             | 3             | 3             | 4             | +0              | 1               | +1                  | 1                               | +1                              | +24.6%                            | 5             |
| Therapy Professions                           | 498           | 624           | 628           | 642           | 642           | +4              | +14             | +1                  | +18                             | +144                            | +2.9%                             | 705           |
| Health Science/ Diagnostics                   | 875           | 1,005         | 1,008         | 1,023         | 1,028         | +3              | +19             | +5                  | +22                             | +153                            | +2.2%                             | 1,122         |
| Pharmacy                                      | 188           | 226           | 236           | 237           | 243           | +10             | +7              | +6                  | +17                             | +55                             | +7.4%                             | 268           |
| Psychologists                                 | 19            | 24            | 30            | 29            | 31            | +5              | +1              | +1                  | +6                              | +11                             | +26.0%                            | 36            |
| Social Workers                                | 99            | 119           | 126           | 129           | 128           | +7              | +2              | -1                  | +9                              | +29                             | +7.5%                             | 142           |
| H&SC, Other                                   | 36            | 41            | 45            | 42            | 41            | +4              | -4              | -1                  | +0                              | +5                              | +0.3%                             | 48            |
| <b>Health &amp; Social Care Professionals</b> | <b>1,715</b>  | <b>2,040</b>  | <b>2,073</b>  | <b>2,101</b>  | <b>2,112</b>  | <b>+33</b>      | <b>+39</b>      | <b>+12</b>          | <b>+72</b>                      | <b>+397</b>                     | <b>+3.5%</b>                      | <b>2,321</b>  |
| Management (VIII & above)                     | 120           | 168           | 175           | 173           | 173           | +7              | -2              | +0                  | +5                              | +53                             | +3.1%                             | 176           |
| Administrative/ Supervisory (V to VII)        | 541           | 751           | 832           | 853           | 854           | +81             | +22             | +1                  | +103                            | +313                            | +13.8%                            | 904           |
| Clerical (III & IV)                           | 1,388         | 1,542         | 1,544         | 1,536         | 1,533         | +2              | -10             | -3                  | -8                              | +145                            | -0.5%                             | 1,743         |
| <b>Management &amp; Administrative</b>        | <b>2,049</b>  | <b>2,460</b>  | <b>2,551</b>  | <b>2,562</b>  | <b>2,560</b>  | <b>+91</b>      | <b>+10</b>      | <b>-1</b>           | <b>+100</b>                     | <b>+512</b>                     | <b>+4.1%</b>                      | <b>2,823</b>  |
| Support                                       | 1,310         | 1,382         | 1,399         | 1,379         | 1,367         | +18             | -33             | -12                 | -15                             | +57                             | -1.1%                             | 1,543         |
| Maintenance/ Technical                        | 119           | 146           | 144           | 148           | 151           | -2              | +6              | +3                  | +5                              | +32                             | +3.2%                             | 156           |
| <b>General Support</b>                        | <b>1,429</b>  | <b>1,528</b>  | <b>1,544</b>  | <b>1,527</b>  | <b>1,518</b>  | <b>+16</b>      | <b>-26</b>      | <b>-9</b>           | <b>-10</b>                      | <b>+89</b>                      | <b>-0.7%</b>                      | <b>1,699</b>  |
| Health Care Assistants                        | 1,252         | 1,528         | 1,562         | 1,572         | 1,559         | +34             | -3              | -12                 | +31                             | +307                            | +2.0%                             | 1,753         |
| Care, other                                   | 47            | 47            | 48            | 48            | 48            | +1              | +0              | -0                  | +1                              | +1                              | +1.6%                             | 61            |
| Patient & Client Care                         | 1,299         | 1,576         | 1,610         | 1,620         | 1,607         | +34             | -3              | -12                 | +32                             | +308                            | +2.0%                             | 1,814         |



| Saolta University Hospital Care               | WTE DEC 2019 | WTE DEC 2022  | WTE DEC 2023  | WTE AUG 2024  | WTE SEP 2024  | WTE Change 2023 | WTE Change 2024 | WTE Change AUG 2024 | WTE Change Dec 2022 to SEP 2024 | WTE Change Dec 2019 to SEP 2024 | % WTE Change Dec 2022 to SEP 2024 | No. SEP 2024  |
|---|--------------|---------------|---------------|---------------|---------------|-----------------|-----------------|---------------------|---------------------------------|---------------------------------|-----------------------------------|---------------|
| <b>Total Saolta University Hospital Ca</b>    | <b>9,253</b> | <b>11,327</b> | <b>12,091</b> | <b>11,921</b> | <b>11,909</b> | <b>+765</b>     | <b>-183</b>     | <b>-12</b>          | <b>+582</b>                     | <b>+2,656</b>                   | <b>+5.1%</b>                      | <b>13,227</b> |
| Consultants                                   | 463          | 511           | 556           | 583           | 583           | +45             | +27             | +0                  | +72                             | +121                            | +14.0%                            | 626           |
| Registrars                                    | 445          | 507           | 533           | 547           | 557           | +26             | +25             | +10                 | +50                             | +113                            | +10.0%                            | 575           |
| SHO/ Interns                                  | 535          | 668           | 723           | 716           | 740           | +55             | +17             | +24                 | +72                             | +205                            | +10.8%                            | 753           |
| Medical/ Dental, other                        | 10           | 12            | 12            | 18            | 20            | +0              | +7              | +1                  | +8                              | +10                             | +66.8%                            | 40            |
| <b>Medical &amp; Dental</b>                   | <b>1,452</b> | <b>1,698</b>  | <b>1,824</b>  | <b>1,865</b>  | <b>1,900</b>  | <b>+126</b>     | <b>+77</b>      | <b>+36</b>          | <b>+202</b>                     | <b>+448</b>                     | <b>+11.9%</b>                     | <b>1,994</b>  |
| Nurse/ Midwife Manager                        | 567          | 713           | 812           | 787           | 779           | +99             | -33             | -8                  | +66                             | +212                            | +9.2%                             | 840           |
| Nurse/ Midwife Specialist & AN/MP             | 218          | 315           | 367           | 375           | 371           | +53             | +4              | -4                  | +57                             | +153                            | +18.0%                            | 403           |
| Staff Nurse/ Staff Midwife                    | 2,764        | 3,303         | 3,520         | 3,430         | 3,397         | +217            | -123            | -33                 | +94                             | +632                            | +2.8%                             | 3,883         |
| Public Health Nurse                           | 1            |               |               |               |               |                 |                 |                     |                                 | -1                              | -100.0%                           |               |
| Nursing/ Midwifery awaiting registration      | 36           | 101           | 41            |               | 59            | -60             | 18              | +59                 | -42                             | +23                             | -41.4%                            | 65            |
| Pre-registration Nurse/ Midwife Intern        | 2            | 10            | 3             | 93            | 60            | -7              | 57              | -33                 | 50                              | +59                             | +486.4%                           | 123           |
| Post-registration Nurse/ Midwife Student      | 12           | 9             | 11            | 12            | 11            | +2              | 0               | -1                  | 2                               | -1                              | +23.7%                            | 12            |
| Nursing/ Midwifery Student                    | 50           | 120           | 56            | 105           | 131           | -65             | +75             | +25                 | +10                             | +81                             | +8.6%                             | 200           |
| Nursing/ Midwifery other                      | 33           | 34            | 39            | 44            | 42            | +5              | +3              | -2                  | +8                              | +9                              | +23.1%                            | 49            |
| <b>Nursing &amp; Midwifery</b>                | <b>3,633</b> | <b>4,485</b>  | <b>4,794</b>  | <b>4,741</b>  | <b>4,720</b>  | <b>+309</b>     | <b>-74</b>      | <b>-22</b>          | <b>+235</b>                     | <b>+1,086</b>                   | <b>+5.2%</b>                      | <b>5,375</b>  |
| Dietitians                                    | 37           | 49            | 56            | 56            | 57            | +7              | 1               | +1                  | 8                               | +19                             | +15.4%                            | 64            |
| Occupational Therapists                       | 57           | 79            | 89            | 91            | 91            | +10             | 2               | +1                  | 12                              | +35                             | +15.8%                            | 99            |
| Physiotherapists                              | 141          | 181           | 195           | 189           | 188           | +14             | -7              | -1                  | 7                               | +47                             | +3.9%                             | 210           |
| Podiatrists & Chiroprodists                   | 5            | 5             | 6             | 7             | 7             | +1              | 1               | +0                  | 2                               | +2                              | +43.8%                            | 7             |
| Speech & Language Therapists                  | 16           | 30            | 29            | 27            | 27            | 0               | -3              | 0                   | -3                              | +10                             | -10.2%                            | 31            |
| Orthoptists                                   | 6            | 5             | 5             | 5             | 5             | 0               | 0               | 0                   | 0                               | -1                              | -6.6%                             | 5             |
| Therapy Professions                           | 262          | 349           | 380           | 375           | 374           | +31             | -6              | -0                  | +26                             | +112                            | +7.4%                             | 416           |
| Health Science/ Diagnostics                   | 617          | 738           | 743           | 744           | 743           | +6              | -0              | -1                  | +5                              | +126                            | +0.7%                             | 831           |
| Social Care                                   | 2            | 2             | 2             | 2             | 2             | -0              | -0              | -0                  | -0                              | -0                              | -4.1%                             | 3             |
| Pharmacy                                      | 137          | 191           | 203           | 206           | 205           | +11             | +3              | -1                  | +14                             | +68                             | +7.2%                             | 233           |
| Psychologists                                 | 1            | 3             | 7             | 6             | 7             | +4              | -0              | +0                  | +4                              | +6                              | +119.6%                           | 8             |
| Social Workers                                | 26           | 43            | 54            | 52            | 52            | +11             | -2              | -0                  | +9                              | +26                             | +21.4%                            | 59            |
| H&SC, Other                                   | 19           | 31            | 41            | 21            | 20            | +10             | -21             | -1                  | -11                             | +0                              | -36.5%                            | 33            |
| <b>Health &amp; Social Care Professionals</b> | <b>1,065</b> | <b>1,357</b>  | <b>1,430</b>  | <b>1,406</b>  | <b>1,403</b>  | <b>+73</b>      | <b>-26</b>      | <b>-3</b>           | <b>+46</b>                      | <b>+339</b>                     | <b>+3.4%</b>                      | <b>1,583</b>  |
| Management (VIII & above)                     | 51           | 62            | 67            | 63            | 61            | +6              | -6              | -2                  | -1                              | +10                             | -1.2%                             | 63            |
| Administrative/ Supervisory (V to VII)        | 237          | 384           | 444           | 429           | 426           | +60             | -18             | -3                  | +42                             | +189                            | +10.9%                            | 448           |
| Clerical (III & IV)                           | 1,048        | 1,252         | 1,346         | 1,286         | 1,273         | +93             | -72             | -12                 | +21                             | +226                            | +1.7%                             | 1,417         |
| <b>Management &amp; Administrative</b>        | <b>1,335</b> | <b>1,698</b>  | <b>1,857</b>  | <b>1,777</b>  | <b>1,760</b>  | <b>+159</b>     | <b>-96</b>      | <b>-17</b>          | <b>+62</b>                      | <b>+426</b>                     | <b>+3.7%</b>                      | <b>1,928</b>  |
| Support                                       | 836          | 919           | 939           | 937           | 933           | +20             | -6              | -5                  | +14                             | +97                             | +1.5%                             | 1,025         |
| Maintenance/ Technical                        | 103          | 103           | 104           | 96            | 95            | +1              | -9              | -0                  | -8                              | -8                              | -7.6%                             | 98            |
| <b>General Support</b>                        | <b>939</b>   | <b>1,022</b>  | <b>1,043</b>  | <b>1,033</b>  | <b>1,028</b>  | <b>+21</b>      | <b>-15</b>      | <b>-5</b>           | <b>+6</b>                       | <b>+89</b>                      | <b>+0.6%</b>                      | <b>1,123</b>  |
| Health Care Assistants                        | 799          | 980           | 1,046         | 1,003         | 1,001         | +65             | -45             | -2                  | +21                             | +202                            | +2.1%                             | 1,117         |
| Care, other                                   | 30           | 86            | 99            | 96            | 96            | +13             | -3              | +0                  | +10                             | +66                             | +11.7%                            | 107           |
| <b>Patient &amp; Client Care</b>              | <b>830</b>   | <b>1,066</b>  | <b>1,144</b>  | <b>1,099</b>  | <b>1,097</b>  | <b>+78</b>      | <b>-47</b>      | <b>-2</b>           | <b>+31</b>                      | <b>+267</b>                     | <b>+2.9%</b>                      | <b>1,224</b>  |

| South/South West Hospital Group          | WTE DEC 2019 | WTE DEC 2022 | WTE DEC 2023 | WTE AUG 2024  | WTE SEP 2024  | WTE Change 2023 | WTE Change 2024 | WTE Change AUG 2024 | WTE Change Dec 2022 to SEP 2024 | WTE Change Dec 2019 to SEP 2024 | % WTE Change Dec 2022 to SEP 2024 | No. SEP 2024  |
|--|--------------|--------------|--------------|---------------|---------------|-----------------|-----------------|---------------------|---------------------------------|---------------------------------|-----------------------------------|---------------|
| <b>Total South/South West Hospital G</b> | <b>7,641</b> | <b>9,152</b> | <b>9,961</b> | <b>10,108</b> | <b>10,063</b> | <b>+809</b>     | <b>+102</b>     | <b>-45</b>          | <b>+911</b>                     | <b>+2,422</b>                   | <b>+10.0%</b>                     | <b>11,307</b> |
| Consultants                              | 335          | 392          | 454          | 495           | 496           | +62             | +43             | +1                  | +105                            | +161                            | +26.8%                            | 533           |
| Registrars                               | 353          | 440          | 476          | 511           | 519           | +37             | +43             | +8                  | +80                             | +166                            | +18.1%                            | 532           |
| SHO/ Interns                             | 370          | 430          | 474          | 471           | 483           | +43             | +9              | +12                 | +52                             | +112                            | +12.2%                            | 486           |
| Medical/ Dental, other                   | 7            | 9            | 7            | 6             | 6             | -2              | -1              | +0                  | -3                              | -1                              | -32.8%                            | 12            |
| <b>Medical &amp; Dental</b>              | <b>1,066</b> | <b>1,270</b> | <b>1,411</b> | <b>1,482</b>  | <b>1,504</b>  | <b>+140</b>     | <b>+94</b>      | <b>+22</b>          | <b>+234</b>                     | <b>+438</b>                     | <b>+18.4%</b>                     | <b>1,563</b>  |
| Nurse/ Midwife Manager                   | 624          | 689          | 771          | 745           | 755           | +81             | -15             | +10                 | +66                             | +132                            | +9.6%                             | 844           |





| South/South West Hospital Group               | WTE DEC 2019 | WTE DEC 2022 | WTE DEC 2023 | WTE AUG 2024  | WTE SEP 2024  | WTE Change 2023 | WTE Change 2024 | WTE Change AUG 2024 | WTE Change Dec 2022 to SEP 2024 | WTE Change Dec 2019 to SEP 2024 | % WTE Change Dec 2022 to SEP 2024 | No. SEP 2024  |
|---|--------------|--------------|--------------|---------------|---------------|-----------------|-----------------|---------------------|---------------------------------|---------------------------------|-----------------------------------|---------------|
| <b>Total South/South West Hospital G</b>      | <b>7,641</b> | <b>9,152</b> | <b>9,961</b> | <b>10,108</b> | <b>10,063</b> | <b>+809</b>     | <b>+102</b>     | <b>-45</b>          | <b>+911</b>                     | <b>+2,422</b>                   | <b>+10.0%</b>                     | <b>11,307</b> |
| Nurse/ Midwife Specialist & AN/MP             | 95           | 184          | 231          | 236           | 239           | +47             | +8              | +3                  | +54                             | +144                            | +29.6%                            | 264           |
| Staff Nurse/ Staff Midwife                    | 2,268        | 2,673        | 2,962        | 3,025         | 2,984         | +289            | +22             | -41                 | +311                            | +716                            | +11.6%                            | 3,390         |
| Nursing/ Midwifery awaiting registration      | 3            | 4            | 4            |               | 11            | +0              | 7               | +11                 | 8                               | +8                              | +210.5%                           | 21            |
| Pre-registration Nurse/ Midwife Intern        | 30           | 36           | 13           | 82            | 72            | -23             | 59              | -11                 | 36                              | +42                             | +101.3%                           | 138           |
| Post-registration Nurse/ Midwife Student      | 29           | 10           | 9            | 10            | 10            | -1              | 1               | 0                   | 0                               | -19                             | +0.4%                             | 10            |
| Nursing/ Midwifery Student                    | 62           | 49           | 26           | 92            | 93            | -23             | +67             | +1                  | +44                             | +31                             | +89.0%                            | 169           |
| Nursing/ Midwifery other                      | 9            | 11           | 14           | 14            | 15            | +3              | +1              | +1                  | +4                              | +6                              | +33.3%                            | 17            |
| <b>Nursing &amp; Midwifery</b>                | <b>3,058</b> | <b>3,606</b> | <b>4,003</b> | <b>4,113</b>  | <b>4,086</b>  | <b>+396</b>     | <b>+83</b>      | <b>-27</b>          | <b>+479</b>                     | <b>+1,028</b>                   | <b>+13.3%</b>                     | <b>4,684</b>  |
| Dietitians                                    | 49           | 60           | 72           | 68            | 67            | +11             | -5              | -1                  | 6                               | +18                             | +10.8%                            | 81            |
| Occupational Therapists                       | 32           | 60           | 79           | 72            | 71            | +18             | -8              | -1                  | 11                              | +39                             | +17.6%                            | 79            |
| Physiotherapists                              | 123          | 171          | 184          | 185           | 185           | +13             | 1               | 0                   | 14                              | +62                             | +8.2%                             | 211           |
| Podiatrists & Chiroprodists                   | 4            | 3            | 7            | 7             | 7             | +4              | 0               | +0                  | 4                               | +3                              | +119.5%                           | 7             |
| Speech & Language Therapists                  | 25           | 48           | 49           | 46            | 47            | +1              | -2              | +0                  | -2                              | +21                             | -3.2%                             | 54            |
| Orthoptists                                   | 1            | 1            | 1            | 2             | 1             | 0               | 0               | -1                  | 0                               | +0                              | +0.0%                             | 1             |
| Therapy Professions                           | 233          | 344          | 390          | 380           | 377           | +47             | -13             | -2                  | +33                             | +144                            | +9.7%                             | 433           |
| Health Science/ Diagnostics                   | 586          | 669          | 671          | 677           | 672           | +2              | +2              | -5                  | +3                              | +86                             | +0.5%                             | 783           |
| Pharmacy                                      | 94           | 145          | 151          | 144           | 146           | +6              | -5              | +1                  | +1                              | +51                             | +0.7%                             | 170           |
| Psychologists                                 | 2            | 6            | 12           | 13            | 14            | +6              | +2              | +1                  | +8                              | +12                             | +135.1%                           | 17            |
| Social Workers                                | 29           | 39           | 43           | 43            | 44            | +4              | +1              | +1                  | +6                              | +16                             | +14.2%                            | 49            |
| H&SC, Other                                   | 19           | 14           | 19           | 7             | 10            | +5              | -9              | +4                  | -4                              | -9                              | -26.3%                            | 13            |
| <b>Health &amp; Social Care Professionals</b> | <b>963</b>   | <b>1,216</b> | <b>1,286</b> | <b>1,264</b>  | <b>1,264</b>  | <b>+70</b>      | <b>-22</b>      | <b>-0</b>           | <b>+48</b>                      | <b>+301</b>                     | <b>+3.9%</b>                      | <b>1,465</b>  |
| Management (VIII & above)                     | 41           | 63           | 62           | 63            | 63            | -0              | +1              | -0                  | +0                              | +22                             | +0.7%                             | 64            |
| Administrative/ Supervisory (V to VII)        | 199          | 304          | 366          | 352           | 352           | +61             | -14             | -1                  | +47                             | +153                            | +15.5%                            | 384           |
| Clerical (III & IV)                           | 883          | 969          | 987          | 973           | 958           | +18             | -29             | -15                 | -11                             | +74                             | -1.1%                             | 1,078         |
| <b>Management &amp; Administrative</b>        | <b>1,123</b> | <b>1,336</b> | <b>1,415</b> | <b>1,388</b>  | <b>1,372</b>  | <b>+79</b>      | <b>-42</b>      | <b>-16</b>          | <b>+37</b>                      | <b>+249</b>                     | <b>+2.8%</b>                      | <b>1,526</b>  |
| Support                                       | 907          | 1,087        | 1,106        | 1,114         | 1,096         | +19             | -10             | -18                 | +9                              | +189                            | +0.8%                             | 1,241         |
| Maintenance/ Technical                        | 13           | 13           | 15           | 17            | 18            | +2              | +3              | +1                  | +5                              | +6                              | +37.3%                            | 19            |
| <b>General Support</b>                        | <b>920</b>   | <b>1,100</b> | <b>1,121</b> | <b>1,131</b>  | <b>1,114</b>  | <b>+21</b>      | <b>-7</b>       | <b>-17</b>          | <b>+14</b>                      | <b>+194</b>                     | <b>+1.3%</b>                      | <b>1,260</b>  |
| Health Care Assistants                        | 498          | 606          | 684          | 682           | 675           | +79             | -9              | -7                  | +70                             | +177                            | +11.5%                            | 755           |
| Care, other                                   | 13           | 18           | 42           | 48            | 47            | +24             | +6              | -1                  | +29                             | +35                             | +163.8%                           | 54            |
| <b>Patient &amp; Client Care</b>              | <b>511</b>   | <b>624</b>   | <b>726</b>   | <b>730</b>    | <b>723</b>    | <b>+102</b>     | <b>-3</b>       | <b>-7</b>           | <b>+99</b>                      | <b>+212</b>                     | <b>+15.9%</b>                     | <b>809</b>    |

| University of Limerick Hospital Gro        | WTE DEC 2019 | WTE DEC 2022 | WTE DEC 2023 | WTE AUG 2024 | WTE SEP 2024 | WTE Change 2023 | WTE Change 2024 | WTE Change AUG 2024 | WTE Change Dec 2022 to SEP 2024 | WTE Change Dec 2019 to SEP 2024 | % WTE Change Dec 2022 to SEP 2024 | No. SEP 2024 |
|--|--------------|--------------|--------------|--------------|--------------|-----------------|-----------------|---------------------|---------------------------------|---------------------------------|-----------------------------------|--------------|
| <b>Total University of Limerick Hospit</b> | <b>4,146</b> | <b>5,222</b> | <b>5,661</b> | <b>5,780</b> | <b>5,785</b> | <b>+439</b>     | <b>+124</b>     | <b>+5</b>           | <b>+563</b>                     | <b>+1,638</b>                   | <b>+10.8%</b>                     | <b>6,310</b> |
| Consultants                                | 165          | 198          | 226          | 233          | 244          | +28             | +18             | +11                 | +46                             | +79                             | +23.3%                            | 260          |
| Registrars                                 | 190          | 236          | 263          | 275          | 277          | +27             | +14             | +2                  | +41                             | +87                             | +17.4%                            | 284          |
| SHO/ Interns                               | 197          | 252          | 315          | 328          | 337          | +62             | +23             | +10                 | +85                             | +141                            | +33.7%                            | 341          |
| Medical/ Dental, other                     | 1            | 1            | 1            | 1            | 1            | +0              | +0              | +0                  | +0                              | +0                              | +0.0%                             | 2            |
| <b>Medical &amp; Dental</b>                | <b>553</b>   | <b>687</b>   | <b>805</b>   | <b>837</b>   | <b>860</b>   | <b>+117</b>     | <b>+55</b>      | <b>+22</b>          | <b>+172</b>                     | <b>+306</b>                     | <b>+25.0%</b>                     | <b>887</b>   |
| Nurse/ Midwife Manager                     | 325          | 430          | 463          | 478          | 480          | +33             | +18             | +2                  | +51                             | +155                            | +11.8%                            | 513          |
| Nurse/ Midwife Specialist & AN/MP          | 76           | 121          | 148          | 155          | 158          | +27             | +9              | +3                  | +36                             | +82                             | +30.1%                            | 167          |
| Staff Nurse/ Staff Midwife                 | 1,226        | 1,471        | 1,525        | 1,540        | 1,525        | +54             | -0              | -15                 | +54                             | +299                            | +3.7%                             | 1,703        |
| Nursing/ Midwifery awaiting registration   |              | 2            | 1            |              |              | -1              | -1              |                     | -2                              |                                 | -100.0%                           |              |
| Pre-registration Nurse/ Midwife Intern     | 3            | 1            | 1            | 43           | 42           | +0              | 41              | -2                  | 41                              | +38                             | +7,739.6%                         | 84           |
| Post-registration Nurse/ Midwife Student   | 16           | 2            | 5            | 5            | 5            | +3              | 0               | +0                  | 3                               | -11                             | +152.5%                           | 5            |
| Nursing/ Midwifery Student                 | 19           | 4            | 7            | 48           | 47           | +2              | +40             | -2                  | +42                             | +28                             | +936.7%                           | 89           |
| Nursing/ Midwifery other                   | 11           | 13           | 14           | 15           | 16           | +1              | +1              | +0                  | +2                              | +5                              | +18.0%                            | 17           |
| <b>Nursing &amp; Midwifery</b>             | <b>1,657</b> | <b>2,040</b> | <b>2,157</b> | <b>2,237</b> | <b>2,226</b> | <b>+117</b>     | <b>+68</b>      | <b>-11</b>          | <b>+185</b>                     | <b>+569</b>                     | <b>+9.1%</b>                      | <b>2,489</b> |



| University of Limerick Hospital Group              | WTE DEC 2019 | WTE DEC 2022 | WTE DEC 2023 | WTE AUG 2024 | WTE SEP 2024 | WTE Change 2023 | WTE Change 2024 | WTE Change AUG 2024 | WTE Change Dec 2022 to SEP 2024 | WTE Change Dec 2019 to SEP 2024 | % WTE Change Dec 2022 to SEP 2024 | No. SEP 2024 |
|--|--------------|--------------|--------------|--------------|--------------|-----------------|-----------------|---------------------|---------------------------------|---------------------------------|-----------------------------------|--------------|
| <b>Total University of Limerick Hospital Group</b> | <b>4,146</b> | <b>5,222</b> | <b>5,661</b> | <b>5,780</b> | <b>5,785</b> | <b>+439</b>     | <b>+124</b>     | <b>+5</b>           | <b>+563</b>                     | <b>+1,638</b>                   | <b>+10.8%</b>                     | <b>6,310</b> |
| Dietitians   | 17           | 22           | 25           | 29           | 30           | +4              | 4               | +1                  | 8                               | +12                             | +36.2%                            | 32           |
| Occupational Therapists                            | 8            | 21           | 18           | 28           | 29           | -3              | 11              | +1                  | 8                               | +22                             | +39.1%                            | 31           |
| Physiotherapists                                   | 52           | 61           | 77           | 88           | 91           | +17             | 13              | +3                  | 30                              | +39                             | +49.3%                            | 100          |
| Podiatrists & Chiropodists                         | 3            | 3            | 2            | 3            | 2            | -1              | 0               | 0                   | -1                              | -1                              | -26.5%                            | 3            |
| Speech & Language Therapists                       | 5            | 12           | 13           | 14           | 14           | +1              | 2               | +1                  | 3                               | +10                             | +21.1%                            | 16           |
| Orthoptists  |              | 1            | 1            | 1            | 1            | +0              | 0               | +0                  | 0                               | +1                              | +1.0%                             | 1            |
| Therapy Professions                                | 84           | 120          | 137          | 162          | 167          | +17             | +30             | +5                  | +48                             | +83                             | +39.8%                            | 183          |
| Health Science/ Diagnostics                        | 252          | 261          | 293          | 292          | 292          | +33             | -2              | -1                  | +31                             | +40                             | +12.0%                            | 326          |
| Pharmacy   | 45           | 61           | 64           | 67           | 67           | +3              | +4              | -0                  | +6                              | +23                             | +10.4%                            | 76           |
| Psychologists                                      | 3            | 5            | 7            | 8            | 7            | +2              | +0              | -1                  | +2                              | +5                              | +47.7%                            | 9            |
| Social Workers                                     | 11           | 13           | 11           | 15           | 15           | -1              | +4              | +0                  | +2                              | +4                              | +18.3%                            | 16           |
| H&SC, Other  | 7            | 12           | 13           | 9            | 9            | +1              | -3              | +0                  | -2                              | +2                              | -19.2%                            | 11           |
| <b>Health &amp; Social Care Professionals</b>      | <b>403</b>   | <b>471</b>   | <b>525</b>   | <b>555</b>   | <b>558</b>   | <b>+55</b>      | <b>+33</b>      | <b>+3</b>           | <b>+88</b>                      | <b>+156</b>                     | <b>+18.6%</b>                     | <b>621</b>   |
| Management (VIII & above)                          | 36           | 46           | 48           | 46           | 46           | +3              | -2              | -0                  | +0                              | +10                             | +0.9%                             | 48           |
| Administrative/ Supervisory (V to VII)             | 103          | 213          | 243          | 233          | 231          | +30             | -12             | -2                  | +17                             | +128                            | +8.2%                             | 241          |
| Clerical (III & IV)                                | 485          | 573          | 602          | 604          | 600          | +29             | -2              | -5                  | +27                             | +114                            | +4.7%                             | 650          |
| <b>Management &amp; Administrative</b>             | <b>624</b>   | <b>832</b>   | <b>893</b>   | <b>883</b>   | <b>876</b>   | <b>+61</b>      | <b>-17</b>      | <b>-7</b>           | <b>+45</b>                      | <b>+252</b>                     | <b>+5.4%</b>                      | <b>939</b>   |
| Support  | 286          | 726          | 730          | 727          | 722          | +3              | -7              | -4                  | -4                              | +436                            | -0.6%                             | 784          |
| Maintenance/ Technical                             | 39           | 37           | 39           | 35           | 36           | +2              | -3              | +1                  | -1                              | -3                              | -3.8%                             | 36           |
| <b>General Support</b>                             | <b>325</b>   | <b>764</b>   | <b>769</b>   | <b>762</b>   | <b>758</b>   | <b>+5</b>       | <b>-11</b>      | <b>-4</b>           | <b>-5</b>                       | <b>+433</b>                     | <b>-0.7%</b>                      | <b>820</b>   |
| Health Care Assistants                             | 577          | 422          | 506          | 501          | 502          | +84             | -4              | +1                  | +80                             | -75                             | +18.9%                            | 547          |
| Care, other  | 8            | 6            | 6            | 5            | 5            | -1              | -1              | -1                  | -2                              | -3                              | -24.9%                            | 7            |
| <b>Patient &amp; Client Care</b>                   | <b>585</b>   | <b>429</b>   | <b>512</b>   | <b>506</b>   | <b>507</b>   | <b>+83</b>      | <b>-5</b>       | <b>+1</b>           | <b>+78</b>                      | <b>-78</b>                      | <b>+18.3%</b>                     | <b>554</b>   |

| other Acute Services                          | WTE DEC 2019 | WTE DEC 2022 | WTE DEC 2023 | WTE AUG 2024 | WTE SEP 2024 | WTE Change 2023 | WTE Change 2024 | WTE Change AUG 2024 | WTE Change Dec 2022 to SEP 2024 | WTE Change Dec 2019 to SEP 2024 | % WTE Change Dec 2022 to SEP 2024 | No. SEP 2024 |
|---|--------------|--------------|--------------|--------------|--------------|-----------------|-----------------|---------------------|---------------------------------|---------------------------------|-----------------------------------|--------------|
| <b>Total other Acute Services</b>             | <b>91</b>    | <b>127</b>   | <b>148</b>   | <b>128</b>   | <b>109</b>   | <b>+22</b>      | <b>-39</b>      | <b>-19</b>          | <b>-17</b>                      | <b>+18</b>                      | <b>-13.6%</b>                     | <b>114</b>   |
| Consultants                                   |              |              | 1            | 0            | 0            | +1              | -0              | +0                  | +0                              | +0                              | -100.0%                           | 1            |
| Medical & Dental                              |              |              | 1            | 0            | 0            | +1              | -0              | +0                  | +0                              | +0                              | -100.0%                           | 1            |
| Nurse/ Midwife Manager                        | 14           | 17           | 21           | 18           | 10           | +4              | -10             | -7                  | -7                              | -4                              | -39.5%                            | 11           |
| Staff Nurse/ Staff Midwife                    |              |              |              |              |              |                 |                 |                     |                                 |                                 | -100.0%                           |              |
| <b>Nursing &amp; Midwifery</b>                | <b>14</b>    | <b>17</b>    | <b>21</b>    | <b>18</b>    | <b>10</b>    | <b>+4</b>       | <b>-10</b>      | <b>-7</b>           | <b>-7</b>                       | <b>-4</b>                       | <b>-39.5%</b>                     | <b>11</b>    |
| Health Science/ Diagnostics                   | 3            | 4            | 14           | 13           | 10           | +10             | -4              | -3                  | +6                              | +7                              | +147.5%                           | 10           |
| Pharmacy                                      | 4            | 8            | 13           | 13           | 11           | +4              | -1              | -2                  | +3                              | +7                              | +33.0%                            | 12           |
| Social Workers                                | 1            |              |              |              |              |                 |                 |                     |                                 | -1                              | -100.0%                           |              |
| <b>Health &amp; Social Care Professionals</b> | <b>8</b>     | <b>12</b>    | <b>26</b>    | <b>26</b>    | <b>21</b>    | <b>+14</b>      | <b>-5</b>       | <b>-5</b>           | <b>+9</b>                       | <b>+13</b>                      | <b>+69.8%</b>                     | <b>22</b>    |
| Management (VIII & above)                     | 31           | 34           | 37           | 34           | 33           | +3              | -4              | -1                  | -1                              | +2                              | -3.2%                             | 33           |
| Administrative/ Supervisory (V to VII)        | 34           | 54           | 57           | 46           | 41           | +3              | -16             | -5                  | -13                             | +7                              | -24.5%                            | 43           |
| Clerical (III & IV)                           | 4            | 9            | 6            | 4            | 4            | -3              | -2              | +0                  | -5                              | -0                              | -56.6%                            | 4            |
| <b>Management &amp; Administrative</b>        | <b>69</b>    | <b>97</b>    | <b>101</b>   | <b>84</b>    | <b>78</b>    | <b>+3</b>       | <b>-23</b>      | <b>-6</b>           | <b>-19</b>                      | <b>+9</b>                       | <b>-20.0%</b>                     | <b>80</b>    |

| CHO 1              | WTE DEC 2019 | WTE DEC 2022 | WTE DEC 2023 | WTE AUG 2024 | WTE SEP 2024 | WTE Change 2023 | WTE Change 2024 | WTE Change AUG 2024 | WTE Change Dec 2022 to SEP 2024 | WTE Change Dec 2019 to SEP 2024 | % WTE Change Dec 2022 to SEP 2024 | No. SEP 2024 |
|--------------------|--------------|--------------|--------------|--------------|--------------|-----------------|-----------------|---------------------|---------------------------------|---------------------------------|-----------------------------------|--------------|
| <b>Total CHO 1</b> | <b>5,468</b> | <b>6,398</b> | <b>6,707</b> | <b>6,663</b> | <b>6,696</b> | <b>+309</b>     | <b>-11</b>      | <b>+33</b>          | <b>+298</b>                     | <b>+1,228</b>                   | <b>+4.7%</b>                      | <b>7,638</b> |



| CHO 1   | WTE DEC 2019 | WTE DEC 2022 | WTE DEC 2023 | WTE AUG 2024 | WTE SEP 2024 | WTE Change 2023 | WTE Change 2024 | WTE Change AUG 2024 | WTE Change Dec 2022 to SEP 2024 | WTE Change Dec 2019 to SEP 2024 | % WTE Change Dec 2022 to SEP 2024 | No. SEP 2024 |
|---|--------------|--------------|--------------|--------------|--------------|-----------------|-----------------|---------------------|---------------------------------|---------------------------------|-----------------------------------|--------------|
| <b>Total CHO 1</b>                            | <b>5,468</b> | <b>6,398</b> | <b>6,707</b> | <b>6,663</b> | <b>6,696</b> | <b>+309</b>     | <b>-11</b>      | <b>+33</b>          | <b>+298</b>                     | <b>+1,228</b>                   | <b>+4.7%</b>                      | <b>7,638</b> |
| Consultants                                   | 34           | 39           | 42           | 48           | 46           | +4              | +4              | -1                  | +8                              | +13                             | +19.6%                            | 50           |
| Registrars                                    | 65           | 77           | 83           | 90           | 89           | +7              | +6              | -1                  | +12                             | +24                             | +15.9%                            | 94           |
| SHO/ Interns                                  | 26           | 22           | 25           | 28           | 27           | +3              | +2              | -0                  | +6                              | +1                              | +25.4%                            | 28           |
| Medical/ Dental, other                        | 80           | 72           | 64           | 60           | 60           | -8              | -4              | -0                  | -12                             | -20                             | -16.6%                            | 98           |
| <b>Medical &amp; Dental</b>                   | <b>205</b>   | <b>209</b>   | <b>215</b>   | <b>225</b>   | <b>223</b>   | <b>+5</b>       | <b>+8</b>       | <b>-3</b>           | <b>+13</b>                      | <b>+17</b>                      | <b>+6.4%</b>                      | <b>270</b>   |
| Nurse/ Midwife Manager                        | 350          | 375          | 397          | 390          | 393          | +22             | -4              | +3                  | +18                             | +43                             | +4.9%                             | 414          |
| Nurse/ Midwife Specialist & AN/MP             | 102          | 170          | 202          | 200          | 198          | +32             | -5              | -2                  | +28                             | +96                             | +16.4%                            | 211          |
| Staff Nurse/ Staff Midwife                    | 1,014        | 1,086        | 1,095        | 1,096        | 1,108        | +9              | +13             | +11                 | +22                             | +94                             | +2.0%                             | 1,238        |
| Public Health Nurse                           | 156          | 152          | 163          | 154          | 164          | +11             | +1              | +10                 | +12                             | +8                              | +7.9%                             | 188          |
| Nursing/ Midwifery awaiting registration      | 11           | 3            | 9            |              | 5            | +6              | -4              | +5                  | 2                               | -6                              | +76.5%                            | 7            |
| Pre-registration Nurse/ Midwife Intern        | 3            | 8            | 5            | 28           | 29           | -3              | 24              | +0                  | 21                              | +26                             | +258.6%                           | 50           |
| Post-registration Nurse/ Midwife Student      | 7            | 10           | 10           | 4            | 3            | +0              | -7              | -1                  | -7                              | -4                              | -70.3%                            | 3            |
| Nursing/ Midwifery Student                    | 21           | 21           | 24           | 32           | 37           | +3              | +13             | +4                  | +16                             | +16                             | +79.2%                            | 60           |
| Nursing/ Midwifery other                      | 6            | 8            | 8            | 7            | 7            | -0              | -1              | +0                  | -1                              | +1                              | -11.6%                            | 8            |
| <b>Nursing &amp; Midwifery</b>                | <b>1,648</b> | <b>1,811</b> | <b>1,889</b> | <b>1,879</b> | <b>1,907</b> | <b>+78</b>      | <b>+18</b>      | <b>+27</b>          | <b>+96</b>                      | <b>+258</b>                     | <b>+5.3%</b>                      | <b>2,119</b> |
| Dietitians                                    | 17           | 32           | 38           | 42           | 42           | +6              | 4               | 0                   | 10                              | +25                             | +31.5%                            | 46           |
| Occupational Therapists                       | 128          | 156          | 154          | 146          | 145          | -2              | -9              | -1                  | -11                             | +16                             | -7.3%                             | 168          |
| Physiotherapists                              | 90           | 118          | 127          | 125          | 125          | +10             | -2              | +0                  | 8                               | +35                             | +6.6%                             | 148          |
| Podiatrists & Chiroprodists                   | 9            | 21           | 20           | 19           | 19           | -1              | -1              | +1                  | -2                              | +10                             | -10.0%                            | 22           |
| Speech & Language Therapists                  | 69           | 75           | 79           | 75           | 73           | +4              | -6              | -2                  | -2                              | +4                              | -3.0%                             | 88           |
| Orthoptists                                   | 3            | 4            | 4            | 3            | 3            | 0               | -1              | 0                   | -1                              | 0                               | -31.7%                            | 5            |
| Therapy Professions                           | 316          | 405          | 422          | 410          | 406          | +17             | -16             | -3                  | +1                              | +90                             | +0.2%                             | 477          |
| Health Science/ Diagnostics                   | 7            | 9            | 11           | 11           | 11           | +2              | -0              | -1                  | +1                              | +4                              | +14.6%                            | 12           |
| Social Care                                   | 11           | 21           | 32           | 38           | 38           | +11             | +6              | +0                  | +17                             | +27                             | +84.8%                            | 40           |
| Pharmacy                                      | 2            | 3            | 4            | 3            | 3            | +1              | -1              | +0                  | +0                              | +1                              | +5.1%                             | 4            |
| Psychologists                                 | 60           | 64           | 67           | 69           | 69           | +3              | +2              | -0                  | +5                              | +9                              | +7.9%                             | 77           |
| Social Workers                                | 85           | 107          | 121          | 118          | 116          | +14             | -5              | -2                  | +9                              | +31                             | +8.5%                             | 128          |
| H&SC, Other                                   | 32           | 47           | 49           | 44           | 44           | +3              | -6              | -0                  | -3                              | +11                             | -6.3%                             | 60           |
| <b>Health &amp; Social Care Professionals</b> | <b>513</b>   | <b>655</b>   | <b>706</b>   | <b>692</b>   | <b>686</b>   | <b>+51</b>      | <b>-20</b>      | <b>-6</b>           | <b>+31</b>                      | <b>+173</b>                     | <b>+4.7%</b>                      | <b>798</b>   |
| Management (VIII & above)                     | 60           | 81           | 84           | 81           | 82           | +3              | -2              | +1                  | +1                              | +22                             | +1.5%                             | 84           |
| Administrative/ Supervisory (V to VII)        | 135          | 243          | 284          | 266          | 269          | +41             | -15             | +3                  | +26                             | +133                            | +10.7%                            | 285          |
| Clerical (III & IV)                           | 456          | 554          | 573          | 536          | 530          | +20             | -43             | -6                  | -24                             | +75                             | -4.3%                             | 605          |
| <b>Management &amp; Administrative</b>        | <b>651</b>   | <b>877</b>   | <b>941</b>   | <b>883</b>   | <b>881</b>   | <b>+64</b>      | <b>-60</b>      | <b>-3</b>           | <b>+4</b>                       | <b>+230</b>                     | <b>+0.4%</b>                      | <b>974</b>   |
| Support                                       | 306          | 283          | 288          | 263          | 267          | +5              | -21             | +4                  | -16                             | -38                             | -5.5%                             | 333          |
| Maintenance/ Technical                        | 36           | 37           | 35           | 35           | 35           | -2              | +0              | +0                  | -2                              | -1                              | -4.7%                             | 36           |
| <b>General Support</b>                        | <b>342</b>   | <b>320</b>   | <b>323</b>   | <b>298</b>   | <b>302</b>   | <b>+4</b>       | <b>-21</b>      | <b>+4</b>           | <b>-17</b>                      | <b>-39</b>                      | <b>-5.4%</b>                      | <b>369</b>   |
| Health Care Assistants                        | 1,423        | 1,592        | 1,608        | 1,604        | 1,619        | +16             | +12             | +15                 | +27                             | +196                            | +1.7%                             | 1,812        |
| Home Help                                     | 556          | 764          | 837          | 886          | 882          | +73             | +45             | -4                  | +118                            | +326                            | +15.4%                            | 1,080        |
| Care, other                                   | 131          | 170          | 188          | 195          | 196          | +19             | +8              | +2                  | +27                             | +66                             | +15.7%                            | 216          |
| <b>Patient &amp; Client Care</b>              | <b>2,110</b> | <b>2,526</b> | <b>2,633</b> | <b>2,684</b> | <b>2,698</b> | <b>+108</b>     | <b>+64</b>      | <b>+13</b>          | <b>+172</b>                     | <b>+588</b>                     | <b>+6.8%</b>                      | <b>3,108</b> |

| CHO 2                       | WTE DEC 2019 | WTE DEC 2022 | WTE DEC 2023 | WTE AUG 2024 | WTE SEP 2024 | WTE Change 2023 | WTE Change 2024 | WTE Change AUG 2024 | WTE Change Dec 2022 to SEP 2024 | WTE Change Dec 2019 to SEP 2024 | % WTE Change Dec 2022 to SEP 2024 | No. SEP 2024 |
|-----------------------------|--------------|--------------|--------------|--------------|--------------|-----------------|-----------------|---------------------|---------------------------------|---------------------------------|-----------------------------------|--------------|
| <b>Total CHO 2</b>          | <b>5,545</b> | <b>5,972</b> | <b>6,167</b> | <b>6,270</b> | <b>6,243</b> | <b>+195</b>     | <b>+76</b>      | <b>-27</b>          | <b>+271</b>                     | <b>+698</b>                     | <b>+4.5%</b>                      | <b>7,354</b> |
| Consultants                 | 42           | 43           | 51           | 51           | 51           | +8              | -0              | +1                  | +8                              | +9                              | +18.3%                            | 59           |
| Registrars                  | 75           | 91           | 96           | 118          | 122          | +6              | +26             | +4                  | +32                             | +47                             | +35.0%                            | 127          |
| SHO/ Interns                | 36           | 43           | 40           | 39           | 40           | -3              | -0              | +1                  | -3                              | +4                              | -7.8%                             | 41           |
| Medical/ Dental, other      | 59           | 57           | 55           | 54           | 53           | -3              | -2              | -1                  | -4                              | -6                              | -7.4%                             | 74           |
| <b>Medical &amp; Dental</b> | <b>212</b>   | <b>234</b>   | <b>242</b>   | <b>262</b>   | <b>266</b>   | <b>+8</b>       | <b>+24</b>      | <b>+4</b>           | <b>+32</b>                      | <b>+54</b>                      | <b>+13.7%</b>                     | <b>301</b>   |



| CHO 2   | WTE DEC 2019 | WTE DEC 2022 | WTE DEC 2023 | WTE AUG 2024 | WTE SEP 2024 | WTE Change 2023 | WTE Change 2024 | WTE Change AUG 2024 | WTE Change Dec 2022 to SEP 2024 | WTE Change Dec 2019 to SEP 2024 | % WTE Change Dec 2022 to SEP 2024 | No. SEP 2024 |
|---|--------------|--------------|--------------|--------------|--------------|-----------------|-----------------|---------------------|---------------------------------|---------------------------------|-----------------------------------|--------------|
| <b>Total CHO 2</b>                            | <b>5,545</b> | <b>5,972</b> | <b>6,167</b> | <b>6,270</b> | <b>6,243</b> | <b>+195</b>     | <b>+76</b>      | <b>-27</b>          | <b>+271</b>                     | <b>+698</b>                     | <b>+4.5%</b>                      | <b>7,354</b> |
| Nurse/ Midwife Manager                        | 309          | 331          | 336          | 349          | 349          | +6              | +13             | +0                  | +19                             | +40                             | +5.6%                             | 376          |
| Nurse/ Midwife Specialist & AN/MP             | 93           | 141          | 167          | 186          | 181          | +26             | +14             | -4                  | +40                             | +89                             | +28.3%                            | 199          |
| Staff Nurse/ Staff Midwife                    | 898          | 916          | 905          | 939          | 926          | -11             | +21             | -13                 | +10                             | +28                             | +1.1%                             | 1,061        |
| Public Health Nurse                           | 192          | 187          | 190          | 176          | 184          | +2              | -5              | +9                  | -3                              | -7                              | -1.6%                             | 217          |
| Nursing/ Midwifery awaiting registration      | 5            | 7            | 15           |              | 1            | +8              | -14             | +1                  | -6                              | -4                              | -86.1%                            | 1            |
| Pre-registration Nurse/ Midwife Intern        | 0            | 4            |              | 22           | 21           | -4              | 21              | -1                  | 17                              | +21                             | +429.9%                           | 43           |
| Post-registration Nurse/ Midwife Student      | 4            | 14           | 11           |              | 3            | -3              | -8              | +3                  | -11                             | -1                              | -76.2%                            | 4            |
| Nursing/ Midwifery Student                    | 9            | 25           | 26           | 22           | 26           | +1              | -0              | +4                  | +0                              | +17                             | +1.5%                             | 48           |
| Nursing/ Midwifery other                      | 2            | 4            | 4            | 5            | 5            | +0              | +1              | +0                  | +1                              | +3                              | +24.0%                            | 5            |
| <b>Nursing &amp; Midwifery</b>                | <b>1,502</b> | <b>1,604</b> | <b>1,628</b> | <b>1,676</b> | <b>1,671</b> | <b>+24</b>      | <b>+43</b>      | <b>-4</b>           | <b>+67</b>                      | <b>+170</b>                     | <b>+4.2%</b>                      | <b>1,906</b> |
| Dietitians                                    | 20           | 33           | 29           | 35           | 34           | -4              | 5               | -1                  | 1                               | +15                             | +3.9%                             | 39           |
| Occupational Therapists                       | 117          | 146          | 153          | 154          | 151          | +8              | -2              | -3                  | 6                               | +35                             | +4.1%                             | 174          |
| Physiotherapists                              | 89           | 109          | 122          | 125          | 126          | +14             | 3               | +1                  | 17                              | +37                             | +15.6%                            | 152          |
| Podiatrists & Chiropodists                    | 7            | 20           | 23           | 25           | 24           | +4              | 1               | 0                   | 5                               | +17                             | +25.1%                            | 28           |
| Speech & Language Therapists                  | 105          | 111          | 117          | 121          | 118          | +7              | 0               | -4                  | 7                               | +13                             | +6.2%                             | 137          |
| Orthoptists                                   | 2            | 4            | 3            | 2            | 2            | -1              | -1              | +0                  | -2                              | +0                              | -49.9%                            | 2            |
| Therapy Professions                           | 338          | 421          | 448          | 462          | 455          | +27             | +7              | -7                  | +34                             | +117                            | +8.1%                             | 532          |
| Health Science/ Diagnostics                   | 6            | 10           | 8            | 9            | 8            | -2              | -1              | -1                  | -2                              | +1                              | -21.7%                            | 8            |
| Social Care                                   | 245          | 300          | 338          | 347          | 343          | +38             | +5              | -5                  | +43                             | +98                             | +14.4%                            | 400          |
| Pharmacy                                      | 5            | 6            | 7            | 9            | 9            | +1              | +2              | +0                  | +3                              | +4                              | +53.5%                            | 13           |
| Psychologists                                 | 73           | 88           | 92           | 90           | 93           | +4              | +1              | +3                  | +5                              | +20                             | +5.9%                             | 108          |
| Social Workers                                | 84           | 102          | 108          | 124          | 124          | +5              | +16             | +0                  | +21                             | +40                             | +20.9%                            | 140          |
| H&SC, Other                                   | 59           | 77           | 86           | 81           | 80           | +9              | -6              | -1                  | +3                              | +21                             | +3.6%                             | 92           |
| <b>Health &amp; Social Care Professionals</b> | <b>811</b>   | <b>1,004</b> | <b>1,086</b> | <b>1,122</b> | <b>1,111</b> | <b>+82</b>      | <b>+25</b>      | <b>-11</b>          | <b>+107</b>                     | <b>+301</b>                     | <b>+10.7%</b>                     | <b>1,293</b> |
| Management (VIII & above)                     | 56           | 70           | 67           | 67           | 64           | -4              | -3              | -4                  | -7                              | +8                              | -9.3%                             | 65           |
| Administrative/ Supervisory (V to VII)        | 134          | 235          | 273          | 286          | 288          | +38             | +15             | +3                  | +53                             | +155                            | +22.5%                            | 306          |
| Clerical (III & IV)                           | 468          | 451          | 487          | 462          | 454          | +36             | -33             | -8                  | +3                              | -14                             | +0.6%                             | 529          |
| <b>Management &amp; Administrative</b>        | <b>657</b>   | <b>757</b>   | <b>827</b>   | <b>815</b>   | <b>806</b>   | <b>+70</b>      | <b>-20</b>      | <b>-9</b>           | <b>+49</b>                      | <b>+149</b>                     | <b>+6.5%</b>                      | <b>900</b>   |
| Support                                       | 158          | 140          | 132          | 124          | 130          | -8              | -3              | +5                  | -10                             | -28                             | -7.4%                             | 188          |
| Maintenance/ Technical                        | 68           | 79           | 79           | 80           | 80           | -0              | +2              | +1                  | +1                              | +13                             | +1.8%                             | 82           |
| <b>General Support</b>                        | <b>226</b>   | <b>219</b>   | <b>211</b>   | <b>204</b>   | <b>210</b>   | <b>-8</b>       | <b>-1</b>       | <b>+6</b>           | <b>-9</b>                       | <b>-16</b>                      | <b>-4.1%</b>                      | <b>270</b>   |
| Health Care Assistants                        | 1,367        | 1,412        | 1,469        | 1,561        | 1,544        | +57             | +75             | -18                 | +132                            | +176                            | +9.3%                             | 1,828        |
| Home Help                                     | 499          | 407          | 376          | 303          | 304          | -31             | -72             | +0                  | -104                            | -196                            | -25.4%                            | 469          |
| Care, other                                   | 271          | 335          | 329          | 326          | 330          | -6              | +1              | +4                  | -4                              | +60                             | -1.3%                             | 387          |
| <b>Patient &amp; Client Care</b>              | <b>2,137</b> | <b>2,154</b> | <b>2,173</b> | <b>2,191</b> | <b>2,178</b> | <b>+20</b>      | <b>+4</b>       | <b>-13</b>          | <b>+24</b>                      | <b>+40</b>                      | <b>+1.1%</b>                      | <b>2,684</b> |

| CHO 3                                  | WTE DEC 2019 | WTE DEC 2022 | WTE DEC 2023 | WTE AUG 2024 | WTE SEP 2024 | WTE Change 2023 | WTE Change 2024 | WTE Change AUG 2024 | WTE Change Dec 2022 to SEP 2024 | WTE Change Dec 2019 to SEP 2024 | % WTE Change Dec 2022 to SEP 2024 | No. SEP 2024 |
|--|--------------|--------------|--------------|--------------|--------------|-----------------|-----------------|---------------------|---------------------------------|---------------------------------|-----------------------------------|--------------|
| <b>Total CHO 3</b>                     | <b>4,357</b> | <b>5,069</b> | <b>5,356</b> | <b>5,595</b> | <b>5,619</b> | <b>+286</b>     | <b>+263</b>     | <b>+24</b>          | <b>+550</b>                     | <b>+1,262</b>                   | <b>+10.8%</b>                     | <b>6,644</b> |
| Consultants                            | 27           | 33           | 34           | 31           | 31           | +0              | -3              | +0                  | -3                              | +4                              | -7.9%                             | 36           |
| Registrars                             | 42           | 47           | 56           | 60           | 64           | +9              | +9              | +4                  | +18                             | +23                             | +38.4%                            | 65           |
| SHO/ Interns                           | 25           | 35           | 22           | 16           | 14           | -13             | -8              | -2                  | -21                             | -11                             | -60.4%                            | 14           |
| Medical/ Dental, other                 | 58           | 52           | 53           | 52           | 53           | +1              | -1              | +0                  | +1                              | -5                              | +1.5%                             | 69           |
| <b>Medical &amp; Dental</b>            | <b>152</b>   | <b>167</b>   | <b>165</b>   | <b>159</b>   | <b>162</b>   | <b>-2</b>       | <b>-3</b>       | <b>+3</b>           | <b>-5</b>                       | <b>+10</b>                      | <b>-3.2%</b>                      | <b>184</b>   |
| Nurse/ Midwife Manager                 | 246          | 262          | 276          | 289          | 290          | +14             | +14             | +0                  | +28                             | +43                             | +10.7%                            | 310          |
| Nurse/ Midwife Specialist & AN/MP      | 56           | 75           | 98           | 118          | 120          | +23             | +22             | +1                  | +44                             | +64                             | +58.9%                            | 136          |
| Staff Nurse/ Staff Midwife             | 787          | 842          | 864          | 908          | 900          | +22             | +36             | -7                  | +58                             | +113                            | +6.9%                             | 1,035        |
| Public Health Nurse                    | 127          | 126          | 125          | 128          | 129          | -1              | +4              | +1                  | +3                              | +2                              | +2.6%                             | 151          |
| Pre-registration Nurse/ Midwife Intern | 20           | 4            | 10           | 21           | 22           | +6              | 12              | +1                  | 18                              | +2                              | +420.3%                           | 27           |



| CHO 3   | WTE DEC 2019 | WTE DEC 2022 | WTE DEC 2023 | WTE AUG 2024 | WTE SEP 2024 | WTE Change 2023 | WTE Change 2024 | WTE Change AUG 2024 | WTE Change Dec 2022 to SEP 2024 | WTE Change Dec 2019 to SEP 2024 | % WTE Change Dec 2022 to SEP 2024 | No. SEP 2024 |
|---|--------------|--------------|--------------|--------------|--------------|-----------------|-----------------|---------------------|---------------------------------|---------------------------------|-----------------------------------|--------------|
| <b>Total CHO 3</b>                            | <b>4,357</b> | <b>5,069</b> | <b>5,356</b> | <b>5,595</b> | <b>5,619</b> | <b>+286</b>     | <b>+263</b>     | <b>+24</b>          | <b>+550</b>                     | <b>+1,262</b>                   | <b>+10.8%</b>                     | <b>6,644</b> |
| Post-registration Nurse/ Midwife Student      |              | 7            | 14           |              | 5            | +7              | -9              | +5                  | -2                              | +5                              | -24.5%                            | 6            |
| Nursing/ Midwifery Student                    | 20           | 11           | 24           | 21           | 28           | +13             | +3              | +6                  | +16                             | +7                              | +145.5%                           | 33           |
| Nursing/ Midwifery other                      | 4            | 4            | 4            | 5            | 5            | +0              | +1              | -0                  | +1                              | +1                              | +39.0%                            | 7            |
| <b>Nursing &amp; Midwifery</b>                | <b>1,241</b> | <b>1,320</b> | <b>1,392</b> | <b>1,470</b> | <b>1,472</b> | <b>+72</b>      | <b>+80</b>      | <b>+2</b>           | <b>+152</b>                     | <b>+231</b>                     | <b>+11.5%</b>                     | <b>1,672</b> |
| Dietitians                                    | 3            | 16           | 21           | 22           | 22           | +5              | 1               | +0                  | 7                               | +20                             | +41.3%                            | 26           |
| Occupational Therapists                       | 88           | 98           | 120          | 121          | 125          | +22             | 5               | +4                  | 27                              | +37                             | +27.6%                            | 146          |
| Physiotherapists                              | 60           | 79           | 91           | 94           | 94           | +12             | 3               | +0                  | 15                              | +34                             | +19.3%                            | 111          |
| Podiatrists & Chiropodists                    | 5            | 7            | 6            | 9            | 8            | -2              | 3               | -1                  | 1                               | +3                              | +13.4%                            | 9            |
| Speech & Language Therapists                  | 58           | 77           | 84           | 75           | 73           | +7              | -10             | -2                  | -4                              | +15                             | -4.8%                             | 89           |
| Orthoptists                                   |              | 1            | 1            | 1            | 1            | +0              | 0               | +0                  | 0                               | +1                              | -19.2%                            | 1            |
| Therapy Professions                           | 214          | 278          | 322          | 322          | 324          | +44             | +2              | +1                  | +46                             | +110                            | +16.5%                            | 382          |
| Health Science/ Diagnostics                   | 5            | 9            | 10           | 11           | 11           | +0              | +2              | +0                  | +2                              | +6                              | +21.6%                            | 13           |
| Social Care                                   | 245          | 282          | 273          | 289          | 292          | -10             | +19             | +2                  | +9                              | +47                             | +3.4%                             | 343          |
| Pharmacy                                      | 5            | 6            | 7            | 10           | 10           | +1              | +4              | +0                  | +5                              | +5                              | +83.5%                            | 14           |
| Psychologists                                 | 124          | 128          | 142          | 140          | 135          | +14             | -7              | -5                  | +7                              | +11                             | +5.5%                             | 154          |
| Social Workers                                | 59           | 67           | 66           | 72           | 72           | -2              | +7              | +0                  | +5                              | +13                             | +6.9%                             | 82           |
| H&SC, Other                                   | 32           | 36           | 36           | 37           | 36           | +0              | +1              | -0                  | +1                              | +4                              | +2.1%                             | 44           |
| <b>Health &amp; Social Care Professionals</b> | <b>684</b>   | <b>805</b>   | <b>853</b>   | <b>881</b>   | <b>880</b>   | <b>+48</b>      | <b>+26</b>      | <b>-2</b>           | <b>+74</b>                      | <b>+196</b>                     | <b>+9.2%</b>                      | <b>1,032</b> |
| Management (VIII & above)                     | 38           | 56           | 60           | 69           | 69           | +4              | +9              | +1                  | +14                             | +31                             | +24.7%                            | 72           |
| Administrative/ Supervisory (V to VII)        | 132          | 210          | 223          | 225          | 222          | +13             | -1              | -2                  | +12                             | +90                             | +5.7%                             | 233          |
| Clerical (III & IV)                           | 320          | 348          | 404          | 400          | 417          | +56             | +13             | +17                 | +69                             | +97                             | +19.9%                            | 470          |
| <b>Management &amp; Administrative</b>        | <b>491</b>   | <b>614</b>   | <b>688</b>   | <b>694</b>   | <b>709</b>   | <b>+74</b>      | <b>+21</b>      | <b>+15</b>          | <b>+95</b>                      | <b>+218</b>                     | <b>+15.5%</b>                     | <b>775</b>   |
| Support                                       | 163          | 142          | 145          | 188          | 187          | +3              | +42             | -1                  | +45                             | +24                             | +31.6%                            | 232          |
| Maintenance/ Technical                        | 77           | 84           | 89           | 102          | 100          | +6              | +11             | -2                  | +17                             | +23                             | +20.0%                            | 104          |
| <b>General Support</b>                        | <b>240</b>   | <b>226</b>   | <b>234</b>   | <b>290</b>   | <b>287</b>   | <b>+9</b>       | <b>+53</b>      | <b>-3</b>           | <b>+62</b>                      | <b>+47</b>                      | <b>+27.3%</b>                     | <b>336</b>   |
| Health Care Assistants                        | 1,140        | 1,298        | 1,345        | 1,430        | 1,436        | +46             | +91             | +6                  | +138                            | +296                            | +10.6%                            | 1,768        |
| Home Help                                     | 176          | 342          | 364          | 359          | 361          | +22             | -3              | +2                  | +19                             | +185                            | +5.5%                             | 513          |
| Care, other                                   | 234          | 296          | 315          | 312          | 312          | +19             | -3              | +0                  | +16                             | +79                             | +5.4%                             | 364          |
| <b>Patient &amp; Client Care</b>              | <b>1,549</b> | <b>1,937</b> | <b>2,024</b> | <b>2,101</b> | <b>2,109</b> | <b>+87</b>      | <b>+85</b>      | <b>+8</b>           | <b>+173</b>                     | <b>+560</b>                     | <b>+8.9%</b>                      | <b>2,645</b> |

| CHO 4                                    | WTE DEC 2019 | WTE DEC 2022 | WTE DEC 2023 | WTE AUG 2024 | WTE SEP 2024 | WTE Change 2023 | WTE Change 2024 | WTE Change AUG 2024 | WTE Change Dec 2022 to SEP 2024 | WTE Change Dec 2019 to SEP 2024 | % WTE Change Dec 2022 to SEP 2024 | No. SEP 2024  |
|--|--------------|--------------|--------------|--------------|--------------|-----------------|-----------------|---------------------|---------------------------------|---------------------------------|-----------------------------------|---------------|
| <b>Total CHO 4</b>                       | <b>8,189</b> | <b>8,961</b> | <b>8,968</b> | <b>9,202</b> | <b>9,151</b> | <b>+7</b>       | <b>+183</b>     | <b>-51</b>          | <b>+191</b>                     | <b>+963</b>                     | <b>+2.1%</b>                      | <b>11,258</b> |
| Consultants                              | 55           | 70           | 75           | 81           | 83           | +5              | +8              | +2                  | +13                             | +28                             | +18.7%                            | 99            |
| Registrars                               | 103          | 96           | 111          | 127          | 125          | +15             | +14             | -2                  | +29                             | +22                             | +30.3%                            | 130           |
| SHO/ Interns                             | 38           | 46           | 58           | 60           | 64           | +11             | +7              | +5                  | +18                             | +26                             | +38.8%                            | 68            |
| Medical/ Dental, other                   | 111          | 140          | 133          | 120          | 123          | -7              | -10             | +2                  | -17                             | +11                             | -12.3%                            | 230           |
| <b>Medical &amp; Dental</b>              | <b>308</b>   | <b>352</b>   | <b>376</b>   | <b>387</b>   | <b>395</b>   | <b>+24</b>      | <b>+18</b>      | <b>+8</b>           | <b>+43</b>                      | <b>+87</b>                      | <b>+12.2%</b>                     | <b>527</b>    |
| Nurse/ Midwife Manager                   | 433          | 490          | 497          | 516          | 514          | +8              | +16             | -2                  | +24                             | +81                             | +5.0%                             | 559           |
| Nurse/ Midwife Specialist & AN/MP        | 81           | 106          | 147          | 161          | 161          | +41             | +14             | -0                  | +55                             | +80                             | +52.3%                            | 180           |
| Staff Nurse/ Staff Midwife               | 1,446        | 1,532        | 1,488        | 1,532        | 1,522        | -44             | +34             | -11                 | -10                             | +76                             | -0.7%                             | 1,820         |
| Public Health Nurse                      | 216          | 216          | 209          | 216          | 215          | -8              | +6              | -1                  | -2                              | -1                              | -0.8%                             | 278           |
| Nursing/ Midwifery awaiting registration | 32           |              | 6            | 1            | 1            | +6              | -5              | +0                  | 1                               | -31                             | -100.0%                           | 1             |
| Pre-registration Nurse/ Midwife Intern   | 9            | 7            | 2            | 32           | 32           | -6              | 30              | 0                   | 25                              | +23                             | +333.2%                           | 64            |
| Post-registration Nurse/ Midwife Student | 19           | 11           | 20           | 1            | 10           | +9              | -10             | +9                  | -1                              | -9                              | -9.2%                             | 15            |
| Nursing/ Midwifery Student               | 60           | 18           | 27           | 34           | 43           | +9              | +16             | +9                  | +25                             | -17                             | +134.1%                           | 80            |
| Nursing/ Midwifery other                 | 1            | 1            | 1            | 4            | 4            | +0              | +3              | +0                  | +3                              | +3                              | +298.0%                           | 4             |
| <b>Nursing &amp; Midwifery</b>           | <b>2,235</b> | <b>2,363</b> | <b>2,369</b> | <b>2,463</b> | <b>2,458</b> | <b>+6</b>       | <b>+89</b>      | <b>-5</b>           | <b>+95</b>                      | <b>+223</b>                     | <b>+4.0%</b>                      | <b>2,921</b>  |
| Dietitians                               | 28           | 36           | 42           | 40           | 40           | +6              | -1              | +0                  | 4                               | +13                             | +11.3%                            | 50            |



| CHO 4   | WTE DEC 2019 | WTE DEC 2022 | WTE DEC 2023 | WTE AUG 2024 | WTE SEP 2024 | WTE Change 2023 | WTE Change 2024 | WTE Change AUG 2024 | WTE Change Dec 2022 to SEP 2024 | WTE Change Dec 2019 to SEP 2024 | % WTE Change Dec 2022 to SEP 2024 | No. SEP 2024  |
|---|--------------|--------------|--------------|--------------|--------------|-----------------|-----------------|---------------------|---------------------------------|---------------------------------|-----------------------------------|---------------|
| <b>Total CHO 4</b>                            | <b>8,189</b> | <b>8,961</b> | <b>8,968</b> | <b>9,202</b> | <b>9,151</b> | <b>+7</b>       | <b>+183</b>     | <b>-51</b>          | <b>+191</b>                     | <b>+963</b>                     | <b>+2.1%</b>                      | <b>11,258</b> |
| Occupational Therapists                       | 169          | 227          | 239          | 230          | 235          | +12             | -5              | +4                  | 8                               | +65                             | +3.4%                             | 269           |
| Physiotherapists                              | 106          | 126          | 134          | 131          | 133          | +8              | -1              | +2                  | 7                               | +26                             | +5.4%                             | 165           |
| Podiatrists & Chiroprodists                   | 6            | 16           | 13           | 13           | 13           | -3              | 0               | 0                   | -2                              | +7                              | -15.8%                            | 15            |
| Speech & Language Therapists                  | 134          | 144          | 151          | 147          | 146          | +7              | -5              | 0                   | 2                               | +12                             | +1.7%                             | 175           |
| Orthoptists                                   | 3            | 1            | 1            | 1            | 1            | -1              | 0               | +0                  | -1                              | -3                              | -50.0%                            | 1             |
| Therapy Professions                           | 448          | 549          | 579          | 562          | 567          | +30             | -11             | +6                  | +18                             | +120                            | +3.3%                             | 675           |
| Health Science/ Diagnostics                   | 12           | 14           | 13           | 12           | 12           | -1              | -1              | +0                  | -2                              | +0                              | -14.4%                            | 15            |
| Social Care                                   | 240          | 272          | 278          | 298          | 292          | +6              | +14             | -5                  | +20                             | +52                             | +7.4%                             | 335           |
| Pharmacy                                      | 8            | 9            | 12           | 14           | 15           | +4              | +2              | +0                  | +6                              | +7                              | +69.1%                            | 21            |
| Psychologists                                 | 138          | 156          | 156          | 141          | 143          | -0              | -13             | +2                  | -13                             | +5                              | -8.3%                             | 173           |
| Social Workers                                | 115          | 147          | 171          | 165          | 168          | +24             | -3              | +4                  | +22                             | +54                             | +14.7%                            | 192           |
| H&SC, Other                                   | 60           | 72           | 79           | 75           | 73           | +7              | -6              | -1                  | +1                              | +13                             | +1.8%                             | 101           |
| <b>Health &amp; Social Care Professionals</b> | <b>1,020</b> | <b>1,219</b> | <b>1,288</b> | <b>1,266</b> | <b>1,271</b> | <b>+69</b>      | <b>-17</b>      | <b>+5</b>           | <b>+52</b>                      | <b>+251</b>                     | <b>+4.2%</b>                      | <b>1,512</b>  |
| Management (VIII & above)                     | 73           | 90           | 98           | 95           | 95           | +8              | -3              | -0                  | +5                              | +22                             | +5.0%                             | 98            |
| Administrative/ Supervisory (V to VII)        | 161          | 254          | 317          | 315          | 313          | +63             | -4              | -1                  | +59                             | +152                            | +23.3%                            | 337           |
| Clerical (III & IV)                           | 505          | 572          | 622          | 652          | 641          | +50             | +19             | -11                 | +69                             | +136                            | +12.1%                            | 767           |
| <b>Management &amp; Administrative</b>        | <b>738</b>   | <b>916</b>   | <b>1,037</b> | <b>1,062</b> | <b>1,049</b> | <b>+121</b>     | <b>+12</b>      | <b>-13</b>          | <b>+133</b>                     | <b>+311</b>                     | <b>+14.5%</b>                     | <b>1,202</b>  |
| Support                                       | 337          | 353          | 286          | 321          | 318          | -68             | +32             | -3                  | -36                             | -19                             | -10.1%                            | 398           |
| Maintenance/ Technical                        | 22           | 22           | 18           | 19           | 20           | -4              | +1              | +0                  | -3                              | -3                              | -11.4%                            | 22            |
| <b>General Support</b>                        | <b>359</b>   | <b>375</b>   | <b>304</b>   | <b>341</b>   | <b>337</b>   | <b>-71</b>      | <b>+33</b>      | <b>-3</b>           | <b>-38</b>                      | <b>-22</b>                      | <b>-10.1%</b>                     | <b>420</b>    |
| Health Care Assistants                        | 1,954        | 2,135        | 2,102        | 2,208        | 2,172        | -32             | +70             | -36                 | +37                             | +218                            | +1.8%                             | 2,568         |
| Home Help                                     | 1,124        | 1,076        | 944          | 928          | 920          | -132            | -24             | -9                  | -156                            | -204                            | -14.5%                            | 1,435         |
| Care, other                                   | 450          | 524          | 547          | 547          | 550          | +23             | +3              | +2                  | +25                             | +100                            | +4.8%                             | 673           |
| <b>Patient &amp; Client Care</b>              | <b>3,528</b> | <b>3,735</b> | <b>3,593</b> | <b>3,683</b> | <b>3,641</b> | <b>-142</b>     | <b>+48</b>      | <b>-42</b>          | <b>-94</b>                      | <b>+113</b>                     | <b>-2.5%</b>                      | <b>4,676</b>  |

| CHO 5                                    | WTE DEC 2019 | WTE DEC 2022 | WTE DEC 2023 | WTE AUG 2024 | WTE SEP 2024 | WTE Change 2023 | WTE Change 2024 | WTE Change AUG 2024 | WTE Change Dec 2022 to SEP 2024 | WTE Change Dec 2019 to SEP 2024 | % WTE Change Dec 2022 to SEP 2024 | No. SEP 2024 |
|--|--------------|--------------|--------------|--------------|--------------|-----------------|-----------------|---------------------|---------------------------------|---------------------------------|-----------------------------------|--------------|
| <b>Total CHO 5</b>                       | <b>5,277</b> | <b>5,805</b> | <b>6,141</b> | <b>6,066</b> | <b>6,029</b> | <b>+336</b>     | <b>-112</b>     | <b>-37</b>          | <b>+224</b>                     | <b>+752</b>                     | <b>+3.9%</b>                      | <b>7,131</b> |
| Consultants                              | 30           | 36           | 39           | 37           | 38           | +3              | -1              | +0                  | +1                              | +7                              | +4.0%                             | 40           |
| Registrars                               | 29           | 41           | 53           | 61           | 59           | +11             | +6              | -2                  | +18                             | +30                             | +42.6%                            | 60           |
| SHO/ Interns                             | 37           | 32           | 35           | 39           | 40           | +2              | +6              | +1                  | +8                              | +3                              | +24.9%                            | 41           |
| Medical/ Dental, other                   | 65           | 75           | 72           | 70           | 71           | -3              | -1              | +1                  | -4                              | +6                              | -5.8%                             | 99           |
| <b>Medical &amp; Dental</b>              | <b>161</b>   | <b>185</b>   | <b>198</b>   | <b>208</b>   | <b>208</b>   | <b>+13</b>      | <b>+10</b>      | <b>-0</b>           | <b>+23</b>                      | <b>+47</b>                      | <b>+12.3%</b>                     | <b>240</b>   |
| Nurse/ Midwife Manager                   | 345          | 375          | 385          | 375          | 369          | +10             | -16             | -6                  | -6                              | +24                             | -1.7%                             | 393          |
| Nurse/ Midwife Specialist & AN/MP        | 53           | 112          | 160          | 157          | 151          | +49             | -9              | -6                  | +39                             | +98                             | +35.1%                            | 171          |
| Staff Nurse/ Staff Midwife               | 962          | 982          | 1,001        | 995          | 986          | +19             | -15             | -9                  | +4                              | +24                             | +0.4%                             | 1,136        |
| Public Health Nurse                      | 176          | 165          | 160          | 162          | 161          | -4              | +1              | -1                  | -4                              | -15                             | -2.3%                             | 198          |
| Nursing/ Midwifery awaiting registration | 2            | 6            | 21           |              | 22           | +15             | 1               | +22                 | 16                              | +20                             | +293.2%                           | 29           |
| Pre-registration Nurse/ Midwife Intern   | 1            | 1            | 3            | 27           | 12           | +2              | 9               | -15                 | 11                              | +11                             | +945.6%                           | 24           |
| Post-registration Nurse/ Midwife Student | 5            | 4            | 9            | 6            | 7            | +5              | -2              | +2                  | 4                               | +2                              | +89.1%                            | 9            |
| Nursing/ Midwifery Student               | 8            | 11           | 33           | 33           | 41           | +23             | +8              | +8                  | +31                             | +34                             | +287.7%                           | 62           |
| Nursing/ Midwifery other                 | 4            | 4            | 6            | 6            | 6            | +1              | -0              | +0                  | +1                              | +1                              | +30.2%                            | 6            |
| <b>Nursing &amp; Midwifery</b>           | <b>1,549</b> | <b>1,649</b> | <b>1,746</b> | <b>1,728</b> | <b>1,714</b> | <b>+97</b>      | <b>-32</b>      | <b>-14</b>          | <b>+65</b>                      | <b>+165</b>                     | <b>+3.9%</b>                      | <b>1,966</b> |
| Dietitians                               | 15           | 26           | 31           | 31           | 31           | +5              | 0               | +1                  | 5                               | +16                             | +19.3%                            | 35           |
| Occupational Therapists                  | 119          | 135          | 142          | 144          | 145          | +7              | 2               | +1                  | 10                              | +26                             | +7.4%                             | 168          |
| Physiotherapists                         | 88           | 102          | 108          | 104          | 105          | +7              | -3              | +1                  | 3                               | +18                             | +3.3%                             | 126          |
| Podiatrists & Chiroprodists              | 1            | 5            | 7            | 7            | 7            | +1              | 1               | +0                  | 2                               | +6                              | +28.4%                            | 8            |
| Speech & Language Therapists             | 102          | 100          | 108          | 103          | 104          | +8              | -4              | +1                  | 5                               | +2                              | +4.5%                             | 122          |
| Orthoptists                              | 1            | 1            | 2            | 2            | 2            | +1              | 0               | +0                  | 1                               | +2                              | +102.0%                           | 2            |



| CHO 5   | WTE DEC 2019 | WTE DEC 2022 | WTE DEC 2023 | WTE AUG 2024 | WTE SEP 2024 | WTE Change 2023 | WTE Change 2024 | WTE Change AUG 2024 | WTE Change Dec 2022 to SEP 2024 | WTE Change Dec 2019 to SEP 2024 | % WTE Change Dec 2022 to SEP 2024 | No. SEP 2024 |
|---|--------------|--------------|--------------|--------------|--------------|-----------------|-----------------|---------------------|---------------------------------|---------------------------------|-----------------------------------|--------------|
| <b>Total CHO 5</b>                            | <b>5,277</b> | <b>5,805</b> | <b>6,141</b> | <b>6,066</b> | <b>6,029</b> | <b>+336</b>     | <b>-112</b>     | <b>-37</b>          | <b>+224</b>                     | <b>+752</b>                     | <b>+3.9%</b>                      | <b>7,131</b> |
| Therapy Professions                           | 325          | 369          | 399          | 390          | 394          | +30             | -4              | +4                  | +25                             | +69                             | +6.9%                             | 461          |
| Health Science/ Diagnostics                   | 4            | 7            | 11           | 14           | 13           | +4              | +1              | -1                  | +5                              | +9                              | +68.2%                            | 13           |
| Social Care                                   | 164          | 174          | 178          | 173          | 172          | +4              | -6              | -1                  | -2                              | +8                              | -1.0%                             | 205          |
| Pharmacy                                      | 1            | 3            | 2            | 2            | 2            | -1              | -0              | -0                  | -1                              | +1                              | -42.8%                            | 2            |
| Psychologists                                 | 79           | 80           | 93           | 94           | 93           | +13             | +1              | -1                  | +14                             | +15                             | +17.1%                            | 113          |
| Social Workers                                | 61           | 70           | 79           | 81           | 81           | +9              | +3              | +1                  | +12                             | +21                             | +17.1%                            | 90           |
| H&SC, Other                                   | 34           | 50           | 51           | 47           | 47           | +1              | -4              | +1                  | -3                              | +13                             | -6.0%                             | 52           |
| <b>Health &amp; Social Care Professionals</b> | <b>668</b>   | <b>752</b>   | <b>811</b>   | <b>801</b>   | <b>802</b>   | <b>+59</b>      | <b>-9</b>       | <b>+2</b>           | <b>+50</b>                      | <b>+135</b>                     | <b>+6.7%</b>                      | <b>936</b>   |
| Management (VIII & above)                     | 44           | 72           | 69           | 63           | 63           | -3              | -6              | +0                  | -9                              | +19                             | -12.4%                            | 66           |
| Administrative/ Supervisory (V to VII)        | 130          | 215          | 244          | 241          | 239          | +29             | -5              | -2                  | +24                             | +109                            | +10.9%                            | 251          |
| Clerical (III & IV)                           | 329          | 398          | 450          | 425          | 421          | +52             | -29             | -4                  | +23                             | +91                             | +5.7%                             | 476          |
| <b>Management &amp; Administrative</b>        | <b>504</b>   | <b>686</b>   | <b>763</b>   | <b>729</b>   | <b>723</b>   | <b>+78</b>      | <b>-41</b>      | <b>-6</b>           | <b>+37</b>                      | <b>+219</b>                     | <b>+5.4%</b>                      | <b>793</b>   |
| Support                                       | 303          | 279          | 270          | 258          | 255          | -9              | -15             | -3                  | -24                             | -48                             | -8.6%                             | 320          |
| Maintenance/ Technical                        | 32           | 29           | 28           | 28           | 28           | -1              | -0              | -1                  | -2                              | -4                              | -6.3%                             | 31           |
| <b>General Support</b>                        | <b>334</b>   | <b>308</b>   | <b>298</b>   | <b>286</b>   | <b>282</b>   | <b>-10</b>      | <b>-16</b>      | <b>-4</b>           | <b>-26</b>                      | <b>-52</b>                      | <b>-8.4%</b>                      | <b>351</b>   |
| Health Care Assistants                        | 1,178        | 1,281        | 1,367        | 1,369        | 1,356        | +86             | -11             | -12                 | +76                             | +178                            | +5.9%                             | 1,591        |
| Home Help                                     | 665          | 648          | 642          | 628          | 622          | -6              | -19             | -6                  | -25                             | -43                             | -3.9%                             | 862          |
| Care, other                                   | 218          | 297          | 315          | 317          | 321          | +18             | +6              | +4                  | +24                             | +103                            | +8.2%                             | 392          |
| <b>Patient &amp; Client Care</b>              | <b>2,061</b> | <b>2,225</b> | <b>2,324</b> | <b>2,314</b> | <b>2,300</b> | <b>+99</b>      | <b>-24</b>      | <b>-15</b>          | <b>+75</b>                      | <b>+239</b>                     | <b>+3.4%</b>                      | <b>2,845</b> |

| CHO 6                                    | WTE DEC 2019 | WTE DEC 2022 | WTE DEC 2023 | WTE AUG 2024 | WTE SEP 2024 | WTE Change 2023 | WTE Change 2024 | WTE Change AUG 2024 | WTE Change Dec 2022 to SEP 2024 | WTE Change Dec 2019 to SEP 2024 | % WTE Change Dec 2022 to SEP 2024 | No. SEP 2024 |
|--|--------------|--------------|--------------|--------------|--------------|-----------------|-----------------|---------------------|---------------------------------|---------------------------------|-----------------------------------|--------------|
| <b>Total CHO 6</b>                       | <b>3,378</b> | <b>3,620</b> | <b>3,789</b> | <b>3,753</b> | <b>3,760</b> | <b>+169</b>     | <b>-28</b>      | <b>+7</b>           | <b>+140</b>                     | <b>+382</b>                     | <b>+3.9%</b>                      | <b>4,341</b> |
| Consultants                              | 48           | 58           | 65           | 65           | 65           | +7              | -0              | +0                  | +7                              | +17                             | +11.6%                            | 77           |
| Registrars                               | 49           | 63           | 76           | 88           | 89           | +12             | +13             | +1                  | +26                             | +40                             | +40.6%                            | 94           |
| SHO/ Interns                             | 16           | 16           | 20           | 23           | 22           | +4              | +2              | -1                  | +6                              | +7                              | +39.7%                            | 29           |
| Medical/ Dental, other                   | 51           | 49           | 47           | 43           | 41           | -1              | -6              | -2                  | -7                              | -10                             | -14.8%                            | 65           |
| <b>Medical &amp; Dental</b>              | <b>164</b>   | <b>186</b>   | <b>208</b>   | <b>220</b>   | <b>218</b>   | <b>+22</b>      | <b>+10</b>      | <b>-2</b>           | <b>+32</b>                      | <b>+54</b>                      | <b>+17.0%</b>                     | <b>265</b>   |
| Nurse/ Midwife Manager                   | 211          | 210          | 221          | 212          | 207          | +11             | -14             | -5                  | -3                              | -4                              | -1.5%                             | 217          |
| Nurse/ Midwife Specialist & AN/MP        | 21           | 37           | 61           | 84           | 82           | +25             | +21             | -2                  | +45                             | +61                             | +123.0%                           | 90           |
| Staff Nurse/ Staff Midwife               | 542          | 556          | 567          | 547          | 547          | +11             | -19             | +1                  | -8                              | +5                              | -1.5%                             | 602          |
| Public Health Nurse                      | 117          | 99           | 98           | 96           | 96           | -1              | -2              | -0                  | -3                              | -20                             | -2.6%                             | 115          |
| Nursing/ Midwifery awaiting registration |              |              |              |              | 1            |                 | 1               | +1                  | 1                               | +1                              | -100.0%                           | 3            |
| Pre-registration Nurse/ Midwife Intern   |              |              |              | 7            | 4            |                 | 4               | -2                  | 4                               | +4                              | -100.0%                           | 11           |
| Post-registration Nurse/ Midwife Student | 14           | 7            | 6            |              | 5            | -1              | -1              | +5                  | -2                              | -9                              | -31.6%                            | 8            |
| Nursing/ Midwifery Student               | 14           | 7            | 6            | 7            | 10           | -1              | +4              | +4                  | +3                              | -3                              | +42.0%                            | 22           |
| Nursing/ Midwifery other                 | 2            | 5            | 4            | 5            | 4            | -1              | +0              | -0                  | -1                              | +2                              | -10.7%                            | 5            |
| <b>Nursing &amp; Midwifery</b>           | <b>905</b>   | <b>913</b>   | <b>957</b>   | <b>950</b>   | <b>947</b>   | <b>+43</b>      | <b>-10</b>      | <b>-3</b>           | <b>+34</b>                      | <b>+41</b>                      | <b>+3.7%</b>                      | <b>1,051</b> |
| Dietitians                               | 15           | 22           | 28           | 29           | 28           | +6              | 0               | -1                  | 6                               | +13                             | +27.0%                            | 37           |
| Occupational Therapists                  | 92           | 99           | 101          | 95           | 93           | +2              | -7              | -1                  | -6                              | +2                              | -5.6%                             | 114          |
| Physiotherapists                         | 60           | 68           | 83           | 79           | 78           | +15             | -5              | -1                  | 10                              | +18                             | +15.3%                            | 95           |
| Podiatrists & Chiroprodists              | 2            | 2            | 1            | 2            | 2            | -1              | 1               | +0                  | 0                               | +1                              | +0.9%                             | 3            |
| Speech & Language Therapists             | 70           | 59           | 68           | 64           | 62           | +9              | -6              | -2                  | 3                               | -8                              | +4.8%                             | 79           |
| Orthoptists                              |              | 2            | 2            | 2            | 2            | +0              | 0               | 0                   | 0                               | +2                              | +0.5%                             | 2            |
| Therapy Professions                      | 238          | 252          | 283          | 271          | 266          | +31             | -17             | -6                  | +14                             | +28                             | +5.4%                             | 330          |
| Health Science/ Diagnostics              | 18           | 17           | 17           | 17           | 17           | +0              | +0              | +0                  | +0                              | -1                              | +2.4%                             | 21           |
| Social Care                              | 364          | 413          | 406          | 410          | 408          | -8              | +2              | -3                  | -6                              | +43                             | -1.4%                             | 465          |
| Pharmacy                                 | 4            | 9            | 7            | 7            | 7            | -1              | -0              | +0                  | -1                              | +4                              | -15.5%                            | 9            |
| Psychologists                            | 56           | 68           | 80           | 78           | 78           | +13             | -3              | -0                  | +10                             | +21                             | +14.4%                            | 91           |



| CHO 6   | WTE DEC 2019 | WTE DEC 2022 | WTE DEC 2023 | WTE AUG 2024 | WTE SEP 2024 | WTE Change 2023 | WTE Change 2024 | WTE Change AUG 2024 | WTE Change Dec 2022 to SEP 2024 | WTE Change Dec 2019 to SEP 2024 | % WTE Change Dec 2022 to SEP 2024 | No. SEP 2024 |
|---|--------------|--------------|--------------|--------------|--------------|-----------------|-----------------|---------------------|---------------------------------|---------------------------------|-----------------------------------|--------------|
| <b>Total CHO 6</b>                            | <b>3,378</b> | <b>3,620</b> | <b>3,789</b> | <b>3,753</b> | <b>3,760</b> | <b>+169</b>     | <b>-28</b>      | <b>+7</b>           | <b>+140</b>                     | <b>+382</b>                     | <b>+3.9%</b>                      | <b>4,341</b> |
| Social Workers                                | 57           | 71           | 70           | 64           | 62           | -1              | -8              | -2                  | -9                              | +5                              | -12.4%                            | 69           |
| H&SC, Other                                   | 14           | 17           | 26           | 29           | 28           | +9              | +2              | -1                  | +11                             | +13                             | +65.4%                            | 31           |
| <b>Health &amp; Social Care Professionals</b> | <b>752</b>   | <b>847</b>   | <b>889</b>   | <b>877</b>   | <b>866</b>   | <b>+43</b>      | <b>-24</b>      | <b>-11</b>          | <b>+19</b>                      | <b>+114</b>                     | <b>+2.2%</b>                      | <b>1,016</b> |
| Management (VIII & above)                     | 68           | 95           | 89           | 86           | 85           | -6              | -4              | -1                  | -10                             | +17                             | -10.9%                            | 90           |
| Administrative/ Supervisory (V to VII)        | 170          | 241          | 251          | 244          | 245          | +10             | -6              | +1                  | +4                              | +75                             | +1.5%                             | 272          |
| Clerical (III & IV)                           | 237          | 259          | 286          | 268          | 270          | +27             | -16             | +2                  | +11                             | +33                             | +4.2%                             | 314          |
| <b>Management &amp; Administrative</b>        | <b>475</b>   | <b>596</b>   | <b>627</b>   | <b>598</b>   | <b>600</b>   | <b>+31</b>      | <b>-27</b>      | <b>+1</b>           | <b>+4</b>                       | <b>+125</b>                     | <b>+0.7%</b>                      | <b>676</b>   |
| Support                                       | 191          | 177          | 180          | 169          | 171          | +3              | -9              | +2                  | -5                              | -20                             | -3.0%                             | 204          |
| Maintenance/ Technical                        | 23           | 22           | 24           | 22           | 22           | +2              | -2              | +0                  | -0                              | -0                              | -0.8%                             | 25           |
| <b>General Support</b>                        | <b>214</b>   | <b>199</b>   | <b>204</b>   | <b>191</b>   | <b>193</b>   | <b>+5</b>       | <b>-10</b>      | <b>+2</b>           | <b>-6</b>                       | <b>-20</b>                      | <b>-2.8%</b>                      | <b>229</b>   |
| Health Care Assistants                        | 538          | 556          | 585          | 610          | 623          | +29             | +39             | +13                 | +67                             | +85                             | +12.1%                            | 707          |
| Care, other                                   | 330          | 324          | 319          | 308          | 314          | -4              | -6              | +6                  | -10                             | -16                             | -3.0%                             | 397          |
| <b>Patient &amp; Client Care</b>              | <b>869</b>   | <b>880</b>   | <b>904</b>   | <b>918</b>   | <b>937</b>   | <b>+25</b>      | <b>+33</b>      | <b>+19</b>          | <b>+58</b>                      | <b>+69</b>                      | <b>+6.6%</b>                      | <b>1,104</b> |

| CHO 7   | WTE DEC 2019 | WTE DEC 2022 | WTE DEC 2023 | WTE AUG 2024 | WTE SEP 2024 | WTE Change 2023 | WTE Change 2024 | WTE Change AUG 2024 | WTE Change Dec 2022 to SEP 2024 | WTE Change Dec 2019 to SEP 2024 | % WTE Change Dec 2022 to SEP 2024 | No. SEP 2024 |
|---|--------------|--------------|--------------|--------------|--------------|-----------------|-----------------|---------------------|---------------------------------|---------------------------------|-----------------------------------|--------------|
| <b>Total CHO 7</b>                            | <b>6,514</b> | <b>7,215</b> | <b>7,466</b> | <b>7,465</b> | <b>7,511</b> | <b>+251</b>     | <b>+46</b>      | <b>+46</b>          | <b>+297</b>                     | <b>+997</b>                     | <b>+4.1%</b>                      | <b>8,666</b> |
| Consultants                                   | 60           | 63           | 69           | 77           | 76           | +6              | +6              | -1                  | +13                             | +16                             | +20.2%                            | 79           |
| Registrars                                    | 95           | 104          | 105          | 102          | 100          | +1              | -4              | -1                  | -3                              | +6                              | -3.0%                             | 105          |
| SHO/ Interns                                  | 36           | 47           | 56           | 59           | 60           | +10             | +3              | +1                  | +13                             | +24                             | +28.3%                            | 60           |
| Medical/ Dental, other                        | 80           | 63           | 67           | 61           | 64           | +3              | -3              | +2                  | +0                              | -17                             | +0.7%                             | 94           |
| <b>Medical &amp; Dental</b>                   | <b>271</b>   | <b>276</b>   | <b>297</b>   | <b>299</b>   | <b>300</b>   | <b>+20</b>      | <b>+3</b>       | <b>+1</b>           | <b>+23</b>                      | <b>+29</b>                      | <b>+8.4%</b>                      | <b>338</b>   |
| Nurse/ Midwife Manager                        | 396          | 455          | 460          | 466          | 467          | +6              | +6              | +0                  | +12                             | +71                             | +2.7%                             | 493          |
| Nurse/ Midwife Specialist & AN/MP             | 94           | 133          | 155          | 160          | 155          | +22             | +0              | -5                  | +22                             | +61                             | +16.5%                            | 172          |
| Staff Nurse/ Staff Midwife                    | 993          | 1,060        | 1,031        | 1,024        | 1,015        | -28             | -16             | -9                  | -45                             | +22                             | -4.2%                             | 1,159        |
| Public Health Nurse                           | 175          | 164          | 158          | 154          | 153          | -6              | -5              | -1                  | -11                             | -23                             | -7.0%                             | 187          |
| Nursing/ Midwifery awaiting registration      | 10           | 3            | 7            | 1            | 15           | +5              | 8               | +14                 | 12                              | +5                              | +405.4%                           | 18           |
| Pre-registration Nurse/ Midwife Intern        | 1            | 0            | 1            | 20           | 11           | +1              | 10              | -10                 | 10                              | +9                              | +10,400.0%                        | 21           |
| Post-registration Nurse/ Midwife Student      | 21           | 25           | 10           | 1            | 6            | -15             | -4              | +5                  | -19                             | -15                             | -76.3%                            | 17           |
| Nursing/ Midwifery Student                    | 32           | 28           | 18           | 22           | 31           | -9              | +13             | +10                 | +4                              | -1                              | +12.8%                            | 56           |
| Nursing/ Midwifery other                      | 10           | 11           | 8            | 11           | 10           | -3              | +2              | -1                  | -1                              | +0                              | -11.2%                            | 13           |
| <b>Nursing &amp; Midwifery</b>                | <b>1,700</b> | <b>1,851</b> | <b>1,831</b> | <b>1,836</b> | <b>1,831</b> | <b>-20</b>      | <b>-0</b>       | <b>-5</b>           | <b>-20</b>                      | <b>+130</b>                     | <b>-1.1%</b>                      | <b>2,080</b> |
| Dietitians                                    | 25           | 36           | 42           | 43           | 45           | +6              | 3               | +1                  | 9                               | +19                             | +24.8%                            | 56           |
| Occupational Therapists                       | 184          | 184          | 176          | 168          | 177          | -8              | 1               | +9                  | -7                              | -7                              | -4.0%                             | 201          |
| Physiotherapists                              | 114          | 136          | 139          | 141          | 143          | +3              | 4               | +1                  | 7                               | +28                             | +4.9%                             | 163          |
| Podiatrists & Chiropractists                  | 1            | 6            | 8            | 8            | 8            | +2              | 0               | 0                   | 2                               | +7                              | +34.2%                            | 10           |
| Speech & Language Therapists                  | 126          | 126          | 112          | 113          | 114          | -13             | 1               | +1                  | -12                             | -12                             | -9.5%                             | 127          |
| Orthoptists                                   |              | 3            | 3            | 3            | 3            | 0               | 0               | 0                   | 0                               | +3                              | -9.4%                             | 3            |
| Therapy Professions                           | 450          | 490          | 480          | 476          | 488          | -10             | +8              | +12                 | -2                              | +38                             | -0.4%                             | 560          |
| Health Science/ Diagnostics                   | 3            | 11           | 9            | 10           | 10           | -2              | +1              | -0                  | -1                              | +7                              | -12.5%                            | 12           |
| Social Care                                   | 371          | 477          | 498          | 497          | 497          | +20             | -0              | +1                  | +20                             | +126                            | +4.2%                             | 550          |
| Pharmacy                                      | 40           | 41           | 45           | 42           | 44           | +4              | -1              | +2                  | +3                              | +4                              | +7.2%                             | 52           |
| Psychologists                                 | 81           | 96           | 109          | 104          | 106          | +13             | -3              | +2                  | +10                             | +25                             | +9.9%                             | 121          |
| Social Workers                                | 105          | 123          | 127          | 117          | 119          | +5              | -9              | +2                  | -4                              | +14                             | -3.2%                             | 132          |
| H&SC, Other                                   | 44           | 45           | 51           | 54           | 53           | +5              | +3              | -1                  | +8                              | +9                              | +17.8%                            | 64           |
| <b>Health &amp; Social Care Professionals</b> | <b>1,094</b> | <b>1,284</b> | <b>1,320</b> | <b>1,301</b> | <b>1,317</b> | <b>+35</b>      | <b>-2</b>       | <b>+17</b>          | <b>+33</b>                      | <b>+223</b>                     | <b>+2.6%</b>                      | <b>1,491</b> |
| Management (VIII & above)                     | 73           | 109          | 98           | 92           | 90           | -11             | -8              | -2                  | -19                             | +18                             | -17.1%                            | 92           |
| Administrative/ Supervisory (V to VII)        | 182          | 287          | 323          | 312          | 312          | +36             | -10             | +0                  | +26                             | +130                            | +8.9%                             | 329          |
| Clerical (III & IV)                           | 351          | 439          | 482          | 461          | 458          | +43             | -24             | -3                  | +20                             | +108                            | +4.5%                             | 514          |





| CHO 7                            | WTE DEC 2019 | WTE DEC 2022 | WTE DEC 2023 | WTE AUG 2024 | WTE SEP 2024 | WTE Change 2023 | WTE Change 2024 | WTE Change AUG 2024 | WTE Change Dec 2022 to SEP 2024 | WTE Change Dec 2019 to SEP 2024 | % WTE Change Dec 2022 to SEP 2024 | No. SEP 2024 |
|----------------------------------|--------------|--------------|--------------|--------------|--------------|-----------------|-----------------|---------------------|---------------------------------|---------------------------------|-----------------------------------|--------------|
| <b>Total CHO 7</b>               | <b>6,514</b> | <b>7,215</b> | <b>7,466</b> | <b>7,465</b> | <b>7,511</b> | <b>+251</b>     | <b>+46</b>      | <b>+46</b>          | <b>+297</b>                     | <b>+997</b>                     | <b>+4.1%</b>                      | <b>8,666</b> |
| Management & Administrative      | 606          | 834          | 903          | 865          | 861          | +68             | -42             | -4                  | +27                             | +255                            | +3.2%                             | 935          |
| Support                          | 410          | 382          | 372          | 367          | 362          | -10             | -10             | -5                  | -20                             | -48                             | -5.2%                             | 460          |
| Maintenance/ Technical           | 41           | 46           | 52           | 46           | 46           | +6              | -6              | -0                  | +0                              | +5                              | +0.6%                             | 54           |
| <b>General Support</b>           | <b>452</b>   | <b>428</b>   | <b>424</b>   | <b>413</b>   | <b>408</b>   | <b>-4</b>       | <b>-16</b>      | <b>-5</b>           | <b>-20</b>                      | <b>-43</b>                      | <b>-4.6%</b>                      | <b>514</b>   |
| Health Care Assistants           | 1,655        | 1,752        | 1,873        | 1,947        | 1,986        | +121            | +113            | +39                 | +234                            | +332                            | +13.4%                            | 2,319        |
| Home Help                        | 127          | 131          | 148          | 149          | 147          | +18             | -1              | -1                  | +17                             | +20                             | +12.9%                            | 237          |
| Care, other                      | 610          | 659          | 670          | 655          | 661          | +11             | -9              | +6                  | +2                              | +50                             | +0.3%                             | 752          |
| <b>Patient &amp; Client Care</b> | <b>2,392</b> | <b>2,541</b> | <b>2,691</b> | <b>2,751</b> | <b>2,794</b> | <b>+150</b>     | <b>+103</b>     | <b>+43</b>          | <b>+253</b>                     | <b>+402</b>                     | <b>+10.0%</b>                     | <b>3,308</b> |

| CHO 8   | WTE DEC 2019 | WTE DEC 2022 | WTE DEC 2023 | WTE AUG 2024 | WTE SEP 2024 | WTE Change 2023 | WTE Change 2024 | WTE Change AUG 2024 | WTE Change Dec 2022 to SEP 2024 | WTE Change Dec 2019 to SEP 2024 | % WTE Change Dec 2022 to SEP 2024 | No. SEP 2024 |
|---|--------------|--------------|--------------|--------------|--------------|-----------------|-----------------|---------------------|---------------------------------|---------------------------------|-----------------------------------|--------------|
| <b>Total CHO 8</b>                            | <b>6,135</b> | <b>6,514</b> | <b>6,792</b> | <b>6,765</b> | <b>6,763</b> | <b>+278</b>     | <b>-29</b>      | <b>-2</b>           | <b>+249</b>                     | <b>+628</b>                     | <b>+3.8%</b>                      | <b>8,050</b> |
| Consultants                                   | 42           | 42           | 43           | 47           | 47           | +1              | +3              | -0                  | +4                              | +4                              | +10.0%                            | 49           |
| Registrars                                    | 106          | 122          | 121          | 120          | 119          | -2              | -1              | -1                  | -3                              | +13                             | -2.6%                             | 125          |
| SHO/ Interns                                  | 38           | 29           | 37           | 36           | 35           | +8              | -2              | -1                  | +6                              | -3                              | +20.9%                            | 36           |
| Medical/ Dental, other                        | 72           | 65           | 63           | 61           | 61           | -2              | -2              | +0                  | -4                              | -12                             | -6.5%                             | 79           |
| <b>Medical &amp; Dental</b>                   | <b>259</b>   | <b>259</b>   | <b>264</b>   | <b>263</b>   | <b>262</b>   | <b>+5</b>       | <b>-2</b>       | <b>-2</b>           | <b>+3</b>                       | <b>+3</b>                       | <b>+1.1%</b>                      | <b>289</b>   |
| Nurse/ Midwife Manager                        | 372          | 376          | 385          | 359          | 352          | +9              | -33             | -6                  | -24                             | -19                             | -6.3%                             | 377          |
| Nurse/ Midwife Specialist & AN/MP             | 100          | 131          | 148          | 155          | 158          | +17             | +11             | +3                  | +27                             | +59                             | +20.7%                            | 174          |
| Staff Nurse/ Staff Midwife                    | 998          | 1,023        | 1,041        | 1,040        | 1,034        | +18             | -8              | -6                  | +11                             | +36                             | +1.0%                             | 1,180        |
| Public Health Nurse                           | 199          | 220          | 215          | 208          | 213          | -6              | -2              | +5                  | -8                              | +14                             | -3.4%                             | 256          |
| Nursing/ Midwifery awaiting registration      | 2            | 9            | 1            | 1            | 19           | -8              | 18              | +18                 | 10                              | +17                             | +111.5%                           | 22           |
| Pre-registration Nurse/ Midwife Intern        | 1            | 1            | 3            | 38           | 23           | +2              | 20              | -15                 | 23                              | +23                             | +4,544.0%                         | 52           |
| Post-registration Nurse/ Midwife Student      | 2            |              | 5            | 1            | 4            | +5              | -1              | +3                  | 4                               | +2                              | -100.0%                           | 5            |
| Nursing/ Midwifery Student                    | 4            | 10           | 9            | 40           | 47           | -1              | +38             | +6                  | +37                             | +42                             | +384.2%                           | 79           |
| Nursing/ Midwifery other                      | 9            | 10           | 11           | 8            | 8            | +1              | -3              | -0                  | -2                              | -1                              | -21.3%                            | 9            |
| <b>Nursing &amp; Midwifery</b>                | <b>1,682</b> | <b>1,770</b> | <b>1,809</b> | <b>1,810</b> | <b>1,812</b> | <b>+38</b>      | <b>+3</b>       | <b>+2</b>           | <b>+42</b>                      | <b>+130</b>                     | <b>+2.3%</b>                      | <b>2,075</b> |
| Dietitians                                    | 20           | 28           | 35           | 33           | 33           | +7              | -2              | +0                  | 6                               | +13                             | +20.3%                            | 40           |
| Occupational Therapists                       | 139          | 133          | 153          | 147          | 146          | +19             | -6              | -1                  | 13                              | +7                              | +9.8%                             | 172          |
| Physiotherapists                              | 107          | 109          | 119          | 113          | 117          | +10             | -2              | +4                  | 8                               | +10                             | +7.2%                             | 140          |
| Podiatrists & Chiropractors                   | 5            | 3            | 6            | 6            | 6            | +2              | 0               | +0                  | 2                               | +1                              | +58.5%                            | 6            |
| Speech & Language Therapists                  | 106          | 104          | 110          | 106          | 105          | +6              | -5              | 0                   | 2                               | -1                              | +1.6%                             | 130          |
| Orthoptists                                   |              | 1            | 2            | 2            | 2            | +0              | 0               | +0                  | 0                               | +2                              | +10.1%                            | 2            |
| Therapy Professions                           | 377          | 378          | 423          | 406          | 409          | +45             | -15             | +3                  | +30                             | +32                             | +8.0%                             | 490          |
| Health Science/ Diagnostics                   | 7            | 13           | 11           | 12           | 12           | -2              | +1              | +0                  | -1                              | +5                              | -10.8%                            | 13           |
| Social Care                                   | 368          | 421          | 422          | 429          | 438          | +1              | +16             | +9                  | +17                             | +70                             | +3.9%                             | 524          |
| Pharmacy                                      | 7            | 11           | 10           | 7            | 8            | -1              | -2              | +1                  | -4                              | +0                              | -32.5%                            | 10           |
| Psychologists                                 | 120          | 111          | 117          | 113          | 116          | +6              | -1              | +3                  | +5                              | -4                              | +4.7%                             | 129          |
| Social Workers                                | 88           | 108          | 112          | 108          | 110          | +4              | -1              | +2                  | +3                              | +23                             | +2.5%                             | 128          |
| H&SC, Other                                   | 52           | 61           | 63           | 67           | 67           | +3              | +3              | -0                  | +6                              | +14                             | +9.8%                             | 75           |
| <b>Health &amp; Social Care Professionals</b> | <b>1,019</b> | <b>1,103</b> | <b>1,159</b> | <b>1,141</b> | <b>1,159</b> | <b>+56</b>      | <b>+0</b>       | <b>+17</b>          | <b>+56</b>                      | <b>+140</b>                     | <b>+5.1%</b>                      | <b>1,369</b> |
| Management (VIII & above)                     | 62           | 84           | 80           | 78           | 76           | -5              | -4              | -3                  | -8                              | +13                             | -10.0%                            | 79           |
| Administrative/ Supervisory (V to VII)        | 176          | 240          | 275          | 277          | 277          | +34             | +2              | -1                  | +36                             | +100                            | +15.1%                            | 292          |
| Clerical (III & IV)                           | 507          | 532          | 623          | 590          | 584          | +91             | -39             | -6                  | +52                             | +77                             | +9.8%                             | 681          |
| <b>Management &amp; Administrative</b>        | <b>746</b>   | <b>856</b>   | <b>977</b>   | <b>946</b>   | <b>936</b>   | <b>+121</b>     | <b>-41</b>      | <b>-9</b>           | <b>+80</b>                      | <b>+190</b>                     | <b>+9.3%</b>                      | <b>1,052</b> |
| Support                                       | 127          | 105          | 106          | 101          | 101          | +1              | -6              | -1                  | -4                              | -27                             | -4.0%                             | 126          |
| Maintenance/ Technical                        | 69           | 61           | 71           | 71           | 72           | +10             | +1              | +1                  | +10                             | +3                              | +17.1%                            | 73           |
| <b>General Support</b>                        | <b>196</b>   | <b>166</b>   | <b>177</b>   | <b>172</b>   | <b>172</b>   | <b>+11</b>      | <b>-5</b>       | <b>-0</b>           | <b>+6</b>                       | <b>-24</b>                      | <b>+3.8%</b>                      | <b>199</b>   |
| Health Care Assistants                        | 1,577        | 1,670        | 1,723        | 1,751        | 1,734        | +54             | +10             | -17                 | +64                             | +156                            | +3.8%                             | 2,110        |



| CHO 8                            | WTE DEC 2019 | WTE DEC 2022 | WTE DEC 2023 | WTE AUG 2024 | WTE SEP 2024 | WTE Change 2023 | WTE Change 2024 | WTE Change AUG 2024 | WTE Change Dec 2022 to SEP 2024 | WTE Change Dec 2019 to SEP 2024 | % WTE Change Dec 2022 to SEP 2024 | No. SEP 2024 |
|----------------------------------|--------------|--------------|--------------|--------------|--------------|-----------------|-----------------|---------------------|---------------------------------|---------------------------------|-----------------------------------|--------------|
| <b>Total CHO 8</b>               | <b>6,135</b> | <b>6,514</b> | <b>6,792</b> | <b>6,765</b> | <b>6,763</b> | <b>+278</b>     | <b>-29</b>      | <b>-2</b>           | <b>+249</b>                     | <b>+628</b>                     | <b>+3.8%</b>                      | <b>8,050</b> |
| Home Help                        | 418          | 415          | 417          | 411          | 410          | +2              | -7              | -1                  | -5                              | -8                              | -1.2%                             | 629          |
| Care, other                      | 237          | 275          | 266          | 270          | 278          | -9              | +12             | +8                  | +4                              | +41                             | +1.4%                             | 327          |
| <b>Patient &amp; Client Care</b> | <b>2,233</b> | <b>2,359</b> | <b>2,406</b> | <b>2,432</b> | <b>2,422</b> | <b>+47</b>      | <b>+16</b>      | <b>-10</b>          | <b>+63</b>                      | <b>+189</b>                     | <b>+2.7%</b>                      | <b>3,066</b> |

| CHO 9   | WTE DEC 2019 | WTE DEC 2022 | WTE DEC 2023 | WTE AUG 2024 | WTE SEP 2024 | WTE Change 2023 | WTE Change 2024 | WTE Change AUG 2024 | WTE Change Dec 2022 to SEP 2024 | WTE Change Dec 2019 to SEP 2024 | % WTE Change Dec 2022 to SEP 2024 | No. SEP 2024 |
|---|--------------|--------------|--------------|--------------|--------------|-----------------|-----------------|---------------------|---------------------------------|---------------------------------|-----------------------------------|--------------|
| <b>Total CHO 9</b>                            | <b>6,582</b> | <b>7,230</b> | <b>7,342</b> | <b>7,509</b> | <b>7,501</b> | <b>+112</b>     | <b>+159</b>     | <b>-8</b>           | <b>+271</b>                     | <b>+919</b>                     | <b>+3.7%</b>                      | <b>8,656</b> |
| Consultants                                   | 68           | 71           | 79           | 68           | 69           | +8              | -10             | +1                  | -1                              | +1                              | -2.0%                             | 80           |
| Registrars                                    | 98           | 128          | 119          | 131          | 133          | -9              | +14             | +2                  | +5                              | +35                             | +3.9%                             | 141          |
| SHO/ Interns                                  | 66           | 52           | 81           | 84           | 92           | +29             | +11             | +7                  | +40                             | +25                             | +76.9%                            | 95           |
| Medical/ Dental, other                        | 57           | 56           | 54           | 50           | 48           | -3              | -5              | -2                  | -8                              | -8                              | -13.9%                            | 64           |
| <b>Medical &amp; Dental</b>                   | <b>290</b>   | <b>306</b>   | <b>332</b>   | <b>334</b>   | <b>342</b>   | <b>+25</b>      | <b>+10</b>      | <b>+8</b>           | <b>+36</b>                      | <b>+52</b>                      | <b>+11.6%</b>                     | <b>380</b>   |
| Nurse/ Midwife Manager                        | 435          | 488          | 513          | 504          | 513          | +25             | -1              | +8                  | +24                             | +78                             | +5.0%                             | 552          |
| Nurse/ Midwife Specialist & AN/MP             | 85           | 149          | 160          | 197          | 199          | +11             | +39             | +2                  | +50                             | +114                            | +33.5%                            | 225          |
| Staff Nurse/ Staff Midwife                    | 1,196        | 1,214        | 1,177        | 1,237        | 1,230        | -37             | +53             | -8                  | +15                             | +34                             | +1.3%                             | 1,381        |
| Public Health Nurse                           | 176          | 172          | 171          | 175          | 175          | -1              | +4              | +0                  | +3                              | -0                              | +2.0%                             | 207          |
| Nursing/ Midwifery awaiting registration      | 11           | 16           | 6            | 1            | 17           | -10             | 11              | +16                 | 1                               | +6                              | +7.4%                             | 24           |
| Pre-registration Nurse/ Midwife Intern        | 18           | 8            | 17           | 42           | 11           | +9              | -6              | -31                 | 3                               | -7                              | +41.5%                            | 33           |
| Post-registration Nurse/ Midwife Student      | 26           | 19           | 20           | 2            | 6            | +1              | -14             | +4                  | -13                             | -20                             | -69.4%                            | 11           |
| Nursing/ Midwifery Student                    | 55           | 43           | 43           | 45           | 34           | +0              | -9              | -11                 | -9                              | -21                             | -20.1%                            | 68           |
| Nursing/ Midwifery other                      | 20           | 20           | 17           | 17           | 18           | -3              | +0              | +0                  | -3                              | -2                              | -12.7%                            | 21           |
| <b>Nursing &amp; Midwifery</b>                | <b>1,966</b> | <b>2,087</b> | <b>2,082</b> | <b>2,177</b> | <b>2,168</b> | <b>-5</b>       | <b>+87</b>      | <b>-9</b>           | <b>+82</b>                      | <b>+203</b>                     | <b>+3.9%</b>                      | <b>2,454</b> |
| Dietitians                                    | 21           | 40           | 50           | 53           | 55           | +9              | 6               | +2                  | 15                              | +34                             | +36.8%                            | 65           |
| Occupational Therapists                       | 182          | 229          | 224          | 220          | 219          | -5              | -4              | 0                   | -9                              | +37                             | -4.0%                             | 243          |
| Physiotherapists                              | 144          | 158          | 158          | 150          | 152          | +0              | -6              | +1                  | -6                              | +8                              | -3.8%                             | 186          |
| Podiatrists & Chiroprodists                   | 1            | 6            | 7            | 7            | 6            | +1              | -1              | -1                  | 0                               | +5                              | +1.9%                             | 7            |
| Speech & Language Therapists                  | 133          | 152          | 138          | 140          | 141          | -14             | 3               | +2                  | -10                             | +8                              | -6.9%                             | 163          |
| Orthoptists                                   | 5            | 3            | 4            | 3            | 3            | +1              | -1              | +0                  | 0                               | -2                              | +15.9%                            | 4            |
| Therapy Professions                           | 486          | 587          | 580          | 572          | 576          | -7              | -4              | +4                  | -10                             | +90                             | -1.8%                             | 668          |
| Health Science/ Diagnostics                   | 37           | 26           | 27           | 25           | 25           | +1              | -2              | +0                  | -1                              | -12                             | -3.0%                             | 26           |
| Social Care                                   | 695          | 804          | 790          | 798          | 803          | -14             | +13             | +5                  | -1                              | +108                            | -0.1%                             | 980          |
| Pharmacy                                      | 25           | 27           | 33           | 35           | 33           | +6              | +1              | -1                  | +7                              | +9                              | +24.2%                            | 43           |
| Psychologists                                 | 164          | 187          | 200          | 201          | 202          | +14             | +2              | +1                  | +15                             | +38                             | +8.2%                             | 225          |
| Social Workers                                | 125          | 161          | 164          | 175          | 172          | +3              | +7              | -4                  | +11                             | +46                             | +6.8%                             | 193          |
| H&SC, Other                                   | 71           | 64           | 76           | 75           | 74           | +11             | -1              | -0                  | +10                             | +4                              | +15.3%                            | 85           |
| <b>Health &amp; Social Care Professionals</b> | <b>1,603</b> | <b>1,856</b> | <b>1,871</b> | <b>1,880</b> | <b>1,886</b> | <b>+15</b>      | <b>+15</b>      | <b>+5</b>           | <b>+30</b>                      | <b>+283</b>                     | <b>+1.6%</b>                      | <b>2,220</b> |
| Management (VIII & above)                     | 79           | 97           | 103          | 101          | 101          | +6              | -2              | -0                  | +4                              | +22                             | +4.4%                             | 103          |
| Administrative/ Supervisory (V to VII)        | 208          | 360          | 404          | 419          | 421          | +44             | +17             | +2                  | +61                             | +213                            | +17.0%                            | 447          |
| Clerical (III & IV)                           | 451          | 522          | 549          | 540          | 535          | +27             | -14             | -5                  | +13                             | +83                             | +2.5%                             | 623          |
| <b>Management &amp; Administrative</b>        | <b>739</b>   | <b>979</b>   | <b>1,056</b> | <b>1,061</b> | <b>1,057</b> | <b>+77</b>      | <b>+1</b>       | <b>-4</b>           | <b>+78</b>                      | <b>+318</b>                     | <b>+8.0%</b>                      | <b>1,173</b> |
| Support                                       | 452          | 383          | 365          | 373          | 372          | -18             | +7              | -1                  | -11                             | -80                             | -2.9%                             | 448          |
| Maintenance/ Technical                        | 35           | 36           | 35           | 39           | 39           | -0              | +4              | +0                  | +3                              | +4                              | +9.5%                             | 42           |
| <b>General Support</b>                        | <b>487</b>   | <b>419</b>   | <b>400</b>   | <b>412</b>   | <b>411</b>   | <b>-19</b>      | <b>+11</b>      | <b>-1</b>           | <b>-8</b>                       | <b>-76</b>                      | <b>-1.9%</b>                      | <b>490</b>   |
| Health Care Assistants                        | 1,278        | 1,315        | 1,350        | 1,401        | 1,391        | +35             | +41             | -10                 | +76                             | +114                            | +5.8%                             | 1,658        |
| Care, other                                   | 221          | 269          | 252          | 244          | 246          | -17             | -6              | +2                  | -23                             | +25                             | -8.6%                             | 281          |
| <b>Patient &amp; Client Care</b>              | <b>1,499</b> | <b>1,584</b> | <b>1,602</b> | <b>1,645</b> | <b>1,637</b> | <b>+18</b>      | <b>+35</b>      | <b>-8</b>           | <b>+53</b>                      | <b>+138</b>                     | <b>+3.3%</b>                      | <b>1,939</b> |



| other Community Services                      | WTE DEC 2019 | WTE DEC 2022 | WTE DEC 2023 | WTE AUG 2024 | WTE SEP 2024 | WTE Change 2023 | WTE Change 2024 | WTE Change AUG 2024 | WTE Change Dec 2022 to SEP 2024 | WTE Change Dec 2019 to SEP 2024 | % WTE Change Dec 2022 to SEP 2024 | No. SEP 2024 |
|---|--------------|--------------|--------------|--------------|--------------|-----------------|-----------------|---------------------|---------------------------------|---------------------------------|-----------------------------------|--------------|
| <b>Total other Community Services</b>         | <b>640</b>   | <b>740</b>   | <b>840</b>   | <b>827</b>   | <b>817</b>   | <b>+101</b>     | <b>-23</b>      | <b>-10</b>          | <b>+78</b>                      | <b>+177</b>                     | <b>+10.5%</b>                     | <b>858</b>   |
| Consultants                                   | 17           | 17           | 18           | 19           | 19           | +2              | +0              | +0                  | +2                              | +2                              | +11.5%                            | 20           |
| Registrars                                    | 25           | 30           | 33           | 29           | 29           | +3              | -4              | -0                  | -1                              | +4                              | -2.2%                             | 30           |
| SHO/ Interns                                  | 2            | 5            |              | 3            | 3            | -5              | +3              | +0                  | -2                              | +1                              | -40.0%                            | 3            |
| Medical/ Dental, other                        | 0            |              |              |              |              |                 |                 |                     |                                 | -0                              | -100.0%                           |              |
| <b>Medical &amp; Dental</b>                   | <b>44</b>    | <b>52</b>    | <b>51</b>    | <b>51</b>    | <b>51</b>    | <b>-0</b>       | <b>-1</b>       | <b>-0</b>           | <b>-1</b>                       | <b>+7</b>                       | <b>-1.4%</b>                      | <b>53</b>    |
| Nurse/ Midwife Manager                        | 66           | 88           | 91           | 82           | 80           | +3              | -11             | -2                  | -8                              | +14                             | -9.3%                             | 83           |
| Nurse/ Midwife Specialist & AN/MP             | 8            | 11           | 11           | 20           | 19           | +0              | +7              | -2                  | +8                              | +10                             | +69.8%                            | 21           |
| Staff Nurse/ Staff Midwife                    | 174          | 156          | 170          | 180          | 180          | +14             | +10             | +0                  | +24                             | +6                              | +15.4%                            | 187          |
| Nursing/ Midwifery awaiting registration      |              |              | 2            |              |              | +2              | -2              |                     |                                 |                                 | -100.0%                           |              |
| Pre-registration Nurse/ Midwife Intern        |              |              | 1            |              |              | +1              | -1              |                     |                                 |                                 | -100.0%                           |              |
| Nursing/ Midwifery Student                    |              |              | 3            |              |              | +3              | -3              |                     |                                 |                                 | -100.0%                           |              |
| Nursing/ Midwifery other                      | 1            | 2            | 2            | 2            | 2            | +0              | +0              | +0                  | +0                              | +1                              | +1.5%                             | 2            |
| <b>Nursing &amp; Midwifery</b>                | <b>249</b>   | <b>257</b>   | <b>277</b>   | <b>284</b>   | <b>281</b>   | <b>+20</b>      | <b>+3</b>       | <b>-4</b>           | <b>+23</b>                      | <b>+31</b>                      | <b>+9.1%</b>                      | <b>293</b>   |
| Occupational Therapists                       | 11           | 10           | 10           | 9            | 9            | +0              | -1              | 0                   | -1                              | -2                              | -8.6%                             | 9            |
| Therapy Professions                           | 11           | 10           | 10           | 9            | 9            | +0              | -1              | -0                  | -1                              | -2                              | -8.6%                             | 9            |
| Health Science/ Diagnostics                   | 9            | 8            | 8            | 9            | 9            | +0              | +1              | -0                  | +1                              | -0                              | +10.2%                            | 9            |
| Social Care                                   | 4            | 3            | 5            | 5            | 4            | +2              | -1              | -1                  | +1                              | +0                              | +33.1%                            | 4            |
| Pharmacy                                      | 3            | 12           | 15           | 12           | 11           | +3              | -4              | -1                  | -1                              | +8                              | -10.5%                            | 12           |
| Psychologists                                 | 7            | 6            | 5            | 4            | 4            | -1              | -1              | +0                  | -2                              | -3                              | -37.3%                            | 4            |
| Social Workers                                | 29           | 15           | 19           | 19           | 19           | +4              | -0              | -0                  | +4                              | -10                             | +26.3%                            | 21           |
| H&SC, Other                                   | 3            | 2            | 5            | 5            | 5            | +2              | +0              | +0                  | +2                              | +2                              | +92.8%                            | 5            |
| <b>Health &amp; Social Care Professionals</b> | <b>65</b>    | <b>57</b>    | <b>67</b>    | <b>63</b>    | <b>60</b>    | <b>+10</b>      | <b>-7</b>       | <b>-3</b>           | <b>+3</b>                       | <b>-5</b>                       | <b>+6.2%</b>                      | <b>64</b>    |
| Management (VIII & above)                     | 65           | 73           | 81           | 70           | 70           | +8              | -11             | +0                  | -3                              | +5                              | -4.2%                             | 72           |
| Administrative/ Supervisory (V to VII)        | 78           | 114          | 125          | 124          | 123          | +11             | -2              | -1                  | +9                              | +45                             | +8.1%                             | 129          |
| Clerical (III & IV)                           | 70           | 75           | 101          | 101          | 100          | +27             | -1              | -1                  | +26                             | +30                             | +34.4%                            | 106          |
| <b>Management &amp; Administrative</b>        | <b>214</b>   | <b>261</b>   | <b>307</b>   | <b>295</b>   | <b>293</b>   | <b>+46</b>      | <b>-14</b>      | <b>-2</b>           | <b>+32</b>                      | <b>+80</b>                      | <b>+12.2%</b>                     | <b>307</b>   |
| Support                                       | 14           | 25           | 20           | 20           | 20           | -5              | -0              | -0                  | -5                              | +6                              | -20.1%                            | 22           |
| Maintenance/ Technical                        | 3            | 9            | 6            | 9            | 9            | -3              | +3              | +0                  | +0                              | +6                              | +0.3%                             | 9            |
| <b>General Support</b>                        | <b>17</b>    | <b>34</b>    | <b>27</b>    | <b>29</b>    | <b>29</b>    | <b>-8</b>       | <b>+3</b>       | <b>-0</b>           | <b>-5</b>                       | <b>+12</b>                      | <b>-14.8%</b>                     | <b>31</b>    |
| Health Care Assistants                        | 37           | 65           | 83           | 77           | 76           | +19             | -8              | -2                  | +11                             | +39                             | +16.8%                            | 81           |
| Care, other                                   | 15           | 14           | 28           | 28           | 28           | +14             | -0              | -0                  | +14                             | +13                             | +98.0%                            | 29           |
| <b>Patient &amp; Client Care</b>              | <b>52</b>    | <b>79</b>    | <b>111</b>   | <b>105</b>   | <b>104</b>   | <b>+33</b>      | <b>-8</b>       | <b>-2</b>           | <b>+25</b>                      | <b>+51</b>                      | <b>+31.4%</b>                     | <b>110</b>   |

| Health & Wellbeing                  | WTE DEC 2019 | WTE DEC 2022 | WTE DEC 2023 | WTE AUG 2024 | WTE SEP 2024 | WTE Change 2023 | WTE Change 2024 | WTE Change AUG 2024 | WTE Change Dec 2022 to SEP 2024 | WTE Change Dec 2019 to SEP 2024 | % WTE Change Dec 2022 to SEP 2024 | No. SEP 2024 |
|-------------------------------------|--------------|--------------|--------------|--------------|--------------|-----------------|-----------------|---------------------|---------------------------------|---------------------------------|-----------------------------------|--------------|
| <b>Total Health &amp; Wellbeing</b> | <b>574</b>   | <b>676</b>   | <b>636</b>   | <b>220</b>   | <b>224</b>   | <b>-40</b>      | <b>-412</b>     | <b>+4</b>           | <b>-452</b>                     | <b>-350</b>                     | <b>-66.9%</b>                     | <b>248</b>   |
| Consultants                         | 1            | 25           | 42           |              |              | +17             | -42             |                     | -25                             | -1                              | -100.0%                           |              |
| Registrars                          | 28           | 36           | 29           |              |              | -6              | -29             |                     | -36                             | -28                             | -100.0%                           |              |
| Medical/ Dental, other              | 89           | 81           | 57           | 2            | 2            | -24             | -55             | +0                  | -79                             | -87                             | -97.5%                            | 2            |
| <b>Medical &amp; Dental</b>         | <b>118</b>   | <b>141</b>   | <b>128</b>   | <b>2</b>     | <b>2</b>     | <b>-13</b>      | <b>-126</b>     | <b>+0</b>           | <b>-139</b>                     | <b>-116</b>                     | <b>-98.6%</b>                     | <b>2</b>     |
| Nurse/ Midwife Manager              | 14           | 43           | 35           | 2            | 2            | -8              | -33             | -0                  | -41                             | -12                             | -95.4%                            | 2            |
| Nurse/ Midwife Specialist & AN/MP   | 4            | 2            | 2            |              |              | +0              | -2              |                     | -2                              | -4                              | -100.0%                           |              |
| Staff Nurse/ Staff Midwife          | 1            | 24           | 19           |              |              | -4              | -19             |                     | -24                             | -1                              | -100.0%                           |              |
| Public Health Nurse                 | 4            | 2            | 2            | 2            | 2            | +0              | +0              | +0                  | +0                              | -2                              | +15.8%                            | 3            |
| <b>Nursing &amp; Midwifery</b>      | <b>23</b>    | <b>70</b>    | <b>58</b>    | <b>4</b>     | <b>4</b>     | <b>-12</b>      | <b>-54</b>      | <b>+0</b>           | <b>-66</b>                      | <b>-19</b>                      | <b>-94.6%</b>                     | <b>5</b>     |
| Dietitians                          | 18           | 6            | 4            | 3            | 3            | -1              | -1              | +0                  | -2                              | -15                             | -40.4%                            | 4            |
| Therapy Professions                 | 18           | 6            | 4            | 3            | 3            | -1              | -1              | +0                  | -2                              | -15                             | -40.4%                            | 4            |
| Health Science/ Diagnostics         | 60           | 46           | 43           | 37           | 39           | -3              | -4              | +2                  | -7                              | -21                             | -15.1%                            | 46           |
| Pharmacy                            | 2            | 4            | 4            |              |              | -0              | -4              |                     | -4                              | -2                              | -100.0%                           |              |



| Health & Wellbeing                            | WTE DEC 2019 | WTE DEC 2022 | WTE DEC 2023 | WTE AUG 2024 | WTE SEP 2024 | WTE Change 2023 | WTE Change 2024 | WTE Change AUG 2024 | WTE Change Dec 2022 to SEP 2024 | WTE Change Dec 2019 to SEP 2024 | % WTE Change Dec 2022 to SEP 2024 | No. SEP 2024 |
|---|--------------|--------------|--------------|--------------|--------------|-----------------|-----------------|---------------------|---------------------------------|---------------------------------|-----------------------------------|--------------|
| <b>Total Health &amp; Wellbeing</b>           | <b>574</b>   | <b>676</b>   | <b>636</b>   | <b>220</b>   | <b>224</b>   | <b>-40</b>      | <b>-412</b>     | <b>+4</b>           | <b>-452</b>                     | <b>-350</b>                     | <b>-66.9%</b>                     | <b>248</b>   |
| Psychologists                                 | 1            | 1            | 1            | 1            | 1            | +0              | +0              | +0                  | +0                              | +0                              | +1.0%                             | 1            |
| H&SC, Other                                   | 34           | 69           | 88           | 38           | 40           | +19             | -48             | +2                  | -29                             | +6                              | -41.9%                            | 44           |
| <b>Health &amp; Social Care Professionals</b> | <b>115</b>   | <b>126</b>   | <b>140</b>   | <b>79</b>    | <b>84</b>    | <b>+14</b>      | <b>-56</b>      | <b>+4</b>           | <b>-42</b>                      | <b>-32</b>                      | <b>-33.5%</b>                     | <b>95</b>    |
| Management (VIII & above)                     | 44           | 66           | 57           | 27           | 26           | -8              | -31             | -1                  | -39                             | -17                             | -60.0%                            | 27           |
| Administrative/ Supervisory (V to VII)        | 137          | 163          | 160          | 74           | 75           | -3              | -85             | +1                  | -88                             | -62                             | -53.8%                            | 81           |
| Clerical (III & IV)                           | 100          | 103          | 89           | 29           | 29           | -14             | -60             | +0                  | -75                             | -71                             | -72.1%                            | 34           |
| <b>Management &amp; Administrative</b>        | <b>281</b>   | <b>332</b>   | <b>306</b>   | <b>131</b>   | <b>130</b>   | <b>-25</b>      | <b>-176</b>     | <b>-0</b>           | <b>-201</b>                     | <b>-150</b>                     | <b>-60.7%</b>                     | <b>142</b>   |
| Support                                       | 1            | 2            | 1            | 2            | 2            | -1              | +1              | +0                  | -0                              | +1                              | -10.7%                            | 2            |
| <b>General Support</b>                        | <b>1</b>     | <b>2</b>     | <b>1</b>     | <b>2</b>     | <b>2</b>     | <b>-1</b>       | <b>+1</b>       | <b>+0</b>           | <b>-0</b>                       | <b>+1</b>                       | <b>-10.7%</b>                     | <b>2</b>     |
| Health Care Assistants                        | 0            | 1            | 1            | 1            | 1            | -0              | +0              | +0                  | -0                              | +0                              | -28.7%                            | 1            |
| Care, other                                   | 35           | 4            | 1            | 1            | 1            | -3              | +0              | +0                  | -3                              | -34                             | -72.0%                            | 1            |
| <b>Patient &amp; Client Care</b>              | <b>35</b>    | <b>5</b>     | <b>2</b>     | <b>2</b>     | <b>2</b>     | <b>-3</b>       | <b>+0</b>       | <b>+0</b>           | <b>-3</b>                       | <b>-33</b>                      | <b>-61.9%</b>                     | <b>2</b>     |

| National & Central Services                   | WTE DEC 2019 | WTE DEC 2022 | WTE DEC 2023 | WTE AUG 2024 | WTE SEP 2024 | WTE Change 2023 | WTE Change 2024 | WTE Change AUG 2024 | WTE Change Dec 2022 to SEP 2024 | WTE Change Dec 2019 to SEP 2024 | % WTE Change Dec 2022 to SEP 2024 | No. SEP 2024 |
|---|--------------|--------------|--------------|--------------|--------------|-----------------|-----------------|---------------------|---------------------------------|---------------------------------|-----------------------------------|--------------|
| <b>Total National &amp; Central Services</b>  | <b>4,616</b> | <b>5,492</b> | <b>6,204</b> | <b>6,516</b> | <b>6,508</b> | <b>+712</b>     | <b>+304</b>     | <b>-8</b>           | <b>+1,016</b>                   | <b>+1,892</b>                   | <b>+18.5%</b>                     | <b>6,922</b> |
| Consultants                                   | 43           | 43           | 45           | 109          | 112          | +2              | +67             | +3                  | +69                             | +69                             | +160.1%                           | 117          |
| Registrars                                    | 24           | 30           | 47           | 76           | 74           | +17             | +28             | -1                  | +45                             | +51                             | +151.2%                           | 80           |
| SHO/ Interns                                  | 1            | 1            |              | 1            | 1            | -1              | +1              | +0                  | -0                              | +0                              | -27.5%                            | 1            |
| Medical/ Dental, other                        | 27           | 29           | 48           | 81           | 81           | +20             | +32             | +0                  | +52                             | +53                             | +181.0%                           | 104          |
| <b>Medical &amp; Dental</b>                   | <b>95</b>    | <b>103</b>   | <b>140</b>   | <b>266</b>   | <b>268</b>   | <b>+37</b>      | <b>+128</b>     | <b>+2</b>           | <b>+165</b>                     | <b>+173</b>                     | <b>+160.9%</b>                    | <b>302</b>   |
| Nurse/ Midwife Manager                        | 105          | 137          | 147          | 168          | 172          | +9              | +25             | +4                  | +34                             | +66                             | +25.0%                            | 195          |
| Nurse/ Midwife Specialist & AN/MP             | 10           | 11           | 12           | 12           | 11           | +1              | -0              | -0                  | +0                              | +1                              | +1.5%                             | 15           |
| Staff Nurse/ Staff Midwife                    | 1            | 9            | 9            | 30           | 27           | +0              | +18             | -2                  | +19                             | +26                             | +209.8%                           | 34           |
| Public Health Nurse                           |              |              | 1            | 1            | 1            | +1              | +0              | +0                  | +1                              | +1                              | -100.0%                           | 1            |
| Nursing/ Midwifery other                      | 67           | 72           | 74           | 67           | 67           | +1              | -7              | +0                  | -5                              | -0                              | -7.3%                             | 73           |
| <b>Nursing &amp; Midwifery</b>                | <b>184</b>   | <b>229</b>   | <b>242</b>   | <b>277</b>   | <b>278</b>   | <b>+13</b>      | <b>+36</b>      | <b>+1</b>           | <b>+49</b>                      | <b>+94</b>                      | <b>+21.2%</b>                     | <b>318</b>   |
| Dietitians                                    |              | 7            | 6            | 7            | 6            | -1              | -1              | -1                  | -1                              | +6                              | -18.1%                            | 7            |
| Occupational Therapists                       |              | 2            |              |              |              | -2              |                 |                     | -2                              |                                 | -100.0%                           |              |
| Physiotherapists                              | 1            | 3            | 2            | 1            |              | -1              | -2              | -1                  | -3                              | -1                              | -100.0%                           |              |
| Speech & Language Therapists                  | 1            |              | 1            | 1            | 1            | +1              | 0               | +0                  | 1                               | +0                              | -100.0%                           | 1            |
| Therapy Professions                           | 2            | 11           | 9            | 9            | 7            | -2              | -3              | -2                  | -5                              | +4                              | -40.8%                            | 8            |
| Health Science/ Diagnostics                   | 90           | 87           | 90           | 91           | 94           | +3              | +3              | +3                  | +7                              | +4                              | +7.6%                             | 125          |
| Pharmacy                                      | 37           | 60           | 71           | 82           | 84           | +11             | +13             | +2                  | +24                             | +47                             | +39.3%                            | 86           |
| Psychologists                                 | 1            |              | 1            | 1            | 1            | +1              | +0              | +0                  | +1                              | +0                              | -100.0%                           | 1            |
| Social Workers                                | 4            | 19           | 18           | 17           | 17           | -1              | -1              | +0                  | -2                              | +13                             | -11.9%                            | 19           |
| H&SC, Other                                   | 535          | 559          | 595          | 653          | 644          | +36             | +50             | -8                  | +85                             | +110                            | +15.3%                            | 702          |
| <b>Health &amp; Social Care Professionals</b> | <b>669</b>   | <b>736</b>   | <b>784</b>   | <b>852</b>   | <b>846</b>   | <b>+48</b>      | <b>+62</b>      | <b>-6</b>           | <b>+110</b>                     | <b>+178</b>                     | <b>+14.9%</b>                     | <b>941</b>   |
| Management (VIII & above)                     | 666          | 833          | 902          | 908          | 929          | +69             | +27             | +20                 | +96                             | +263                            | +11.5%                            | 960          |
| Administrative/ Supervisory (V to VII)        | 1,234        | 1,784        | 2,116        | 2,186        | 2,180        | +332            | +64             | -6                  | +396                            | +945                            | +22.2%                            | 2,273        |
| Clerical (III & IV)                           | 1,401        | 1,457        | 1,629        | 1,652        | 1,631        | +172            | +2              | -21                 | +174                            | +229                            | +11.9%                            | 1,738        |
| <b>Management &amp; Administrative</b>        | <b>3,302</b> | <b>4,074</b> | <b>4,647</b> | <b>4,746</b> | <b>4,739</b> | <b>+573</b>     | <b>+92</b>      | <b>-7</b>           | <b>+665</b>                     | <b>+1,438</b>                   | <b>+16.3%</b>                     | <b>4,971</b> |
| Support                                       | 113          | 109          | 136          | 128          | 131          | +28             | -5              | +3                  | +22                             | +18                             | +20.6%                            | 137          |
| Maintenance/ Technical                        | 239          | 225          | 241          | 233          | 233          | +16             | -9              | -1                  | +7                              | -6                              | +3.3%                             | 239          |
| <b>General Support</b>                        | <b>352</b>   | <b>334</b>   | <b>378</b>   | <b>362</b>   | <b>364</b>   | <b>+44</b>      | <b>-14</b>      | <b>+2</b>           | <b>+30</b>                      | <b>+12</b>                      | <b>+9.0%</b>                      | <b>376</b>   |
| Health Care Assistants                        | 10           | 15           | 13           | 12           | 12           | -2              | -1              | -0                  | -3                              | +1                              | -19.7%                            | 13           |
| Ambulance Staff                               | 3            | 1            | 1            | 1            | 1            | +0              | +0              | +0                  | +0                              | -2                              | +0.0%                             | 1            |
| Care, other                                   | 2            |              |              |              |              |                 |                 |                     |                                 | -2                              | -100.0%                           |              |
| <b>Patient &amp; Client Care</b>              | <b>15</b>    | <b>16</b>    | <b>14</b>    | <b>13</b>    | <b>13</b>    | <b>-2</b>       | <b>-1</b>       | <b>-0</b>           | <b>-3</b>                       | <b>-2</b>                       | <b>-18.4%</b>                     | <b>14</b>    |





## Employment Report by Administration: SEP 2024

Health Service Executive

| SEP 2024                                      | WTE DEC 2019  | WTE DEC 2022  | WTE DEC 2023  | WTE AUG 2024  | WTE SEP 2024  | WTE Change 2023 | WTE Change 2024 | WTE Change AUG 2024 | WTE Change Dec 2022 to SEP 2024 | WTE Change Dec 2019 to SEP 2024 | % WTE Change Dec 2022 to SEP 2024 | No. SEP 2024   |
|---|---------------|---------------|---------------|---------------|---------------|-----------------|-----------------|---------------------|---------------------------------|---------------------------------|-----------------------------------|----------------|
| <b>Total</b>                                  | <b>76,898</b> | <b>89,227</b> | <b>94,696</b> | <b>93,995</b> | <b>93,828</b> | <b>+5,469</b>   | <b>-868</b>     | <b>-166</b>         | <b>+4,602</b>                   | <b>+16,930</b>                  | <b>+5.2%</b>                      | <b>105,417</b> |
| Consultants                                   | 1,899         | 2,184         | 2,437         | 2,575         | 2,597         | +253            | +160            | +21                 | +412                            | +698                            | +18.9%                            | 2,773          |
| Registrars                                    | 2,314         | 2,714         | 2,904         | 3,036         | 3,073         | +190            | +169            | +37                 | +359                            | +759                            | +13.2%                            | 3,157          |
| SHO/ Interns                                  | 2,046         | 2,425         | 2,738         | 2,741         | 2,833         | +313            | +95             | +92                 | +408                            | +787                            | +16.8%                            | 2,880          |
| Medical/ Dental, other                        | 763           | 755           | 729           | 685           | 684           | -26             | -45             | -1                  | -71                             | -79                             | -9.5%                             | 1,002          |
| <b>Medical &amp; Dental</b>                   | <b>7,023</b>  | <b>8,078</b>  | <b>8,807</b>  | <b>9,038</b>  | <b>9,186</b>  | <b>+729</b>     | <b>+379</b>     | <b>+148</b>         | <b>+1,108</b>                   | <b>+2,164</b>                   | <b>+13.7%</b>                     | <b>9,812</b>   |
| Nurse/ Midwife Manager                        | 4,987         | 5,859         | 6,289         | 6,144         | 6,098         | +430            | -191            | -46                 | +239                            | +1,112                          | +4.1%                             | 6,565          |
| Nurse/ Midwife Specialist & AN/MP             | 1,273         | 1,984         | 2,397         | 2,476         | 2,455         | +413            | +58             | -20                 | +471                            | +1,182                          | +23.8%                            | 2,680          |
| Staff Nurse/ Staff Midwife                    | 16,581        | 18,811        | 19,650        | 19,826        | 19,672        | +839            | +22             | -154                | +861                            | +3,091                          | +4.6%                             | 22,189         |
| Public Health Nurse                           | 1,539         | 1,504         | 1,492         | 1,471         | 1,493         | -12             | +2              | +22                 | -10                             | -46                             | -0.7%                             | 1,801          |
| Nursing/ Midwifery awaiting registration      | 153           | 192           | 157           | 13            | 180           | -35             | +23             | +168                | -12                             | +28                             | -6.1%                             | 216            |
| Pre-registration Nurse/ Midwife Intern        | 57            | 75            | 28            | 470           | 372           | -48             | +344            | -98                 | +297                            | +315                            | +393.9%                           | 744            |
| Post-registration Nurse/ Midwife Student      | 174           | 125           | 138           | 48            | 82            | +12             | -56             | +34                 | -44                             | -93                             | -34.9%                            | 111            |
| Nursing/ Midwifery Student                    | 384           | 393           | 323           | 531           | 634           | -70             | +312            | +103                | +241                            | +250                            | +61.4%                            | 1,071          |
| Nursing/ Midwifery other                      | 183           | 200           | 215           | 209           | 211           | +15             | -4              | +1                  | +11                             | +27                             | +5.3%                             | 239            |
| <b>Nursing &amp; Midwifery</b>                | <b>24,948</b> | <b>28,751</b> | <b>30,365</b> | <b>30,657</b> | <b>30,564</b> | <b>+1,614</b>   | <b>+198</b>     | <b>-94</b>          | <b>+1,812</b>                   | <b>+5,616</b>                   | <b>+6.3%</b>                      | <b>34,545</b>  |
| Therapy Professions                           | 3,645         | 4,481         | 4,783         | 4,664         | 4,658         | +302            | -125            | -6                  | +177                            | +1,013                          | +3.9%                             | 5,414          |
| Health Science/ Diagnostics                   | 2,626         | 2,994         | 3,106         | 3,113         | 3,104         | +112            | -3              | -9                  | +110                            | +478                            | +3.7%                             | 3,487          |
| Social Care                                   | 178           | 196           | 218           | 226           | 226           | +21             | +9              | +0                  | +30                             | +49                             | +15.2%                            | 250            |
| Pharmacy                                      | 570           | 815           | 880           | 868           | 868           | +65             | -12             | 0                   | +52                             | +297                            | +6.4%                             | 994            |
| Psychologists                                 | 767           | 835           | 923           | 894           | 893           | +88             | -30             | -1                  | +58                             | +126                            | +6.9%                             | 1,030          |
| Social Workers                                | 703           | 904           | 995           | 983           | 982           | +91             | -13             | -1                  | +78                             | +279                            | +8.6%                             | 1,095          |
| H&SC, Other                                   | 959           | 1,123         | 1,252         | 1,238         | 1,248         | +129            | -4              | +10                 | +125                            | +288                            | +11.1%                            | 1,433          |
| <b>Health &amp; Social Care Professionals</b> | <b>9,448</b>  | <b>11,349</b> | <b>12,157</b> | <b>11,984</b> | <b>11,978</b> | <b>+807</b>     | <b>-178</b>     | <b>-6</b>           | <b>+629</b>                     | <b>+2,530</b>                   | <b>+5.5%</b>                      | <b>13,703</b>  |
| Management (VIII & above)                     | 1,436         | 1,896         | 1,976         | 1,895         | 1,894         | +80             | -83             | -1                  | -3                              | +458                            | -0.1%                             | 1,954          |
| Administrative/ Supervisory (V to VII)        | 3,342         | 5,380         | 6,189         | 6,080         | 6,060         | +809            | -129            | -20                 | +680                            | +2,718                          | +12.6%                            | 6,378          |
| Clerical (III & IV)                           | 8,411         | 9,302         | 10,105        | 9,710         | 9,624         | +803            | -482            | -86                 | +322                            | +1,213                          | +3.5%                             | 10,679         |
| <b>Management &amp; Administrative</b>        | <b>13,188</b> | <b>16,578</b> | <b>18,271</b> | <b>17,685</b> | <b>17,577</b> | <b>+1,693</b>   | <b>-694</b>     | <b>-108</b>         | <b>+999</b>                     | <b>+4,388</b>                   | <b>+6.0%</b>                      | <b>19,011</b>  |
| Support                                       | 4,835         | 5,524         | 5,589         | 5,488         | 5,449         | +66             | -140            | -39                 | -75                             | +614                            | -1.4%                             | 6,102          |
| Maintenance/ Technical                        | 807           | 824           | 846           | 833           | 831           | +22             | -15             | -2                  | +7                              | +24                             | +0.9%                             | 855            |
| <b>General Support</b>                        | <b>5,642</b>  | <b>6,348</b>  | <b>6,436</b>  | <b>6,321</b>  | <b>6,280</b>  | <b>+88</b>      | <b>-156</b>     | <b>-41</b>          | <b>-68</b>                      | <b>+638</b>                     | <b>-1.1%</b>                      | <b>6,957</b>   |
| Health Care Assistants                        | 9,995         | 10,761        | 11,082        | 10,870        | 10,826        | +321            | -256            | -44                 | +65                             | +831                            | +0.6%                             | 12,072         |
| Home Help                                     | 3,565         | 3,782         | 3,728         | 3,664         | 3,645         | -54             | -82             | -19                 | -137                            | +80                             | -3.6%                             | 5,225          |
| Ambulance Staff                               | 1,828         | 1,932         | 2,104         | 2,072         | 2,062         | +172            | -42             | -10                 | +130                            | +234                            | +6.7%                             | 2,129          |
| Care, other                                   | 1,261         | 1,648         | 1,747         | 1,702         | 1,710         | +99             | -37             | +8                  | +63                             | +449                            | +3.8%                             | 1,963          |
| <b>Patient &amp; Client Care</b>              | <b>16,649</b> | <b>18,123</b> | <b>18,661</b> | <b>18,309</b> | <b>18,243</b> | <b>+538</b>     | <b>-417</b>     | <b>-66</b>          | <b>+121</b>                     | <b>+1,594</b>                   | <b>+0.7%</b>                      | <b>21,389</b>  |





Section 38 Hospitals

| SEP 2024                                      | WTE DEC 2019  | WTE DEC 2022  | WTE DEC 2023  | WTE AUG 2024  | WTE SEP 2024  | WTE Change 2023 | WTE Change 2024 | WTE Change AUG 2024 | WTE Change Dec 2022 to SEP 2024 | WTE Change Dec 2019 to SEP 2024 | % WTE Change Dec 2022 to SEP 2024 | No. SEP 2024  |
|---|---------------|---------------|---------------|---------------|---------------|-----------------|-----------------|---------------------|---------------------------------|---------------------------------|-----------------------------------|---------------|
| <b>Total</b>                                  | <b>26,690</b> | <b>30,874</b> | <b>33,210</b> | <b>34,163</b> | <b>34,102</b> | <b>+2,336</b>   | <b>+893</b>     | <b>-60</b>          | <b>+3,229</b>                   | <b>+7,412</b>                   | <b>+10.5%</b>                     | <b>37,611</b> |
| Consultants                                   | 1,303         | 1,629         | 1,745         | 1,818         | 1,829         | +116            | +83             | +11                 | +200                            | +526                            | +12.3%                            | 2,012         |
| Registrars                                    | 1,324         | 1,597         | 1,696         | 1,782         | 1,774         | +99             | +79             | -8                  | +177                            | +450                            | +11.1%                            | 1,819         |
| SHO/ Interns                                  | 1,033         | 1,200         | 1,307         | 1,323         | 1,312         | +107            | +5              | -11                 | +112                            | +279                            | +9.3%                             | 1,320         |
| Medical/ Dental, other                        | 23            | 29            | 30            | 33            | 34            | +1              | +4              | +2                  | +5                              | +11                             | +18.0%                            | 49            |
| <b>Medical &amp; Dental</b>                   | <b>3,683</b>  | <b>4,456</b>  | <b>4,778</b>  | <b>4,956</b>  | <b>4,950</b>  | <b>+323</b>     | <b>+172</b>     | <b>-6</b>           | <b>+494</b>                     | <b>+1,266</b>                   | <b>+11.1%</b>                     | <b>5,200</b>  |
| Nurse/ Midwife Manager                        | 2,223         | 2,654         | 2,796         | 2,868         | 2,864         | +142            | +68             | -4                  | +210                            | +641                            | +7.9%                             | 3,157         |
| Nurse/ Midwife Specialist & AN/MP             | 636           | 884           | 1,070         | 1,120         | 1,139         | +186            | +69             | +18                 | +255                            | +503                            | +28.8%                            | 1,260         |
| Staff Nurse/ Staff Midwife                    | 6,916         | 7,701         | 8,536         | 8,892         | 8,819         | +836            | +283            | -72                 | +1,118                          | +1,903                          | +14.5%                            | 9,510         |
| Nursing/ Midwifery awaiting registration      | 72            | 110           | 63            | 11            | 33            | -47             | -29             | +22                 | -76                             | -39                             | -69.6%                            | 44            |
| Pre-registration Nurse/ Midwife Intern        | 47            | 87            | 53            | 259           | 172           | -34             | +119            | -87                 | +86                             | +125                            | +98.5%                            | 386           |
| Post-registration Nurse/ Midwife Student      | 119           | 111           | 94            | 56            | 94            | -17             | -1              | +38                 | -17                             | -25                             | -15.7%                            | 119           |
| Nursing/ Midwifery Student                    | 238           | 308           | 210           | 326           | 300           | -98             | +89             | -27                 | -8                              | +62                             | -2.7%                             | 549           |
| Nursing/ Midwifery other                      | 148           | 103           | 112           | 109           | 111           | +8              | -1              | +2                  | +7                              | -37                             | +6.9%                             | 126           |
| <b>Nursing &amp; Midwifery</b>                | <b>10,161</b> | <b>11,650</b> | <b>12,724</b> | <b>13,316</b> | <b>13,232</b> | <b>+1,074</b>   | <b>+508</b>     | <b>-83</b>          | <b>+1,582</b>                   | <b>+3,072</b>                   | <b>+13.6%</b>                     | <b>14,602</b> |
| Dietitians                                    | 216           | 258           | 262           | 264           | 270           | +5              | +8              | +6                  | +12                             | +54                             | +4.7%                             | 306           |
| Occupational Therapists                       | 206           | 256           | 281           | 288           | 292           | +25             | +11             | +5                  | +36                             | +86                             | +14.1%                            | 313           |
| Physiotherapists                              | 468           | 544           | 568           | 568           | 583           | +24             | +15             | +15                 | +39                             | +115                            | +7.2%                             | 654           |
| Podiatrists & Chiropodists                    | 11            | 14            | 11            | 9             | 8             | -3              | -3              | -1                  | -6                              | -3                              | -44.0%                            | 13            |
| Speech & Language Therapists                  | 117           | 151           | 163           | 163           | 162           | +12             | 0               | 0                   | +11                             | +45                             | +7.4%                             | 190           |
| Orthoptists                                   | 11            | 9             | 10            | 11            | 12            | +0              | +2              | +1                  | +2                              | +0                              | +25.4%                            | 16            |
| Therapy Professions                           | 1,028         | 1,231         | 1,294         | 1,302         | 1,326         | +63             | +32             | +24                 | +95                             | +298                            | +7.7%                             | 1,492         |
| Health Science/ Diagnostics                   | 1,848         | 2,037         | 2,087         | 2,147         | 2,154         | +50             | +67             | +7                  | +116                            | +306                            | +5.7%                             | 2,381         |
| Social Care                                   | 1             | 1             | 1             | 1             | 1             | -1              | +0              | +0                  | -1                              | -1                              | -50.0%                            | 1             |
| Pharmacy                                      | 445           | 484           | 512           | 541           | 561           | +28             | +49             | +19                 | +77                             | +116                            | +15.9%                            | 607           |
| Psychologists                                 | 92            | 115           | 142           | 135           | 139           | +27             | -3              | +4                  | +24                             | +47                             | +21.0%                            | 168           |
| Social Workers                                | 257           | 300           | 334           | 330           | 329           | +34             | -5              | -1                  | +29                             | +72                             | +9.7%                             | 371           |
| H&SC, Other                                   | 98            | 130           | 122           | 125           | 119           | -7              | -4              | -6                  | -11                             | +21                             | -8.4%                             | 142           |
| <b>Health &amp; Social Care Professionals</b> | <b>3,769</b>  | <b>4,298</b>  | <b>4,492</b>  | <b>4,581</b>  | <b>4,628</b>  | <b>+194</b>     | <b>+136</b>     | <b>+47</b>          | <b>+330</b>                     | <b>+860</b>                     | <b>+7.7%</b>                      | <b>5,162</b>  |
| Management (VIII & above)                     | 262           | 368           | 377           | 379           | 383           | +8              | +6              | +4                  | +14                             | +121                            | +3.9%                             | 389           |
| Administrative/ Supervisory (V to VII)        | 1,451         | 1,841         | 2,104         | 2,127         | 2,146         | +264            | +42             | +19                 | +305                            | +694                            | +16.6%                            | 2,260         |
| Clerical (III & IV)                           | 2,772         | 3,015         | 3,184         | 3,233         | 3,223         | +170            | +39             | -10                 | +208                            | +451                            | +6.9%                             | 3,714         |
| <b>Management &amp; Administrative</b>        | <b>4,486</b>  | <b>5,224</b>  | <b>5,665</b>  | <b>5,739</b>  | <b>5,751</b>  | <b>+441</b>     | <b>+86</b>      | <b>+13</b>          | <b>+528</b>                     | <b>+1,266</b>                   | <b>+10.1%</b>                     | <b>6,363</b>  |
| Support                                       | 2,415         | 2,590         | 2,591         | 2,600         | 2,578         | +0              | -13             | -22                 | -12                             | +163                            | -0.5%                             | 2,972         |
| Maintenance/ Technical                        | 238           | 266           | 261           | 266           | 271           | -4              | +9              | +5                  | +5                              | +33                             | +1.9%                             | 275           |
| <b>General Support</b>                        | <b>2,653</b>  | <b>2,856</b>  | <b>2,852</b>  | <b>2,866</b>  | <b>2,849</b>  | <b>-4</b>       | <b>-3</b>       | <b>-17</b>          | <b>-7</b>                       | <b>+196</b>                     | <b>-0.3%</b>                      | <b>3,247</b>  |
| Health Care Assistants                        | 1,873         | 2,314         | 2,565         | 2,578         | 2,564         | +251            | -1              | -14                 | +250                            | +691                            | +10.8%                            | 2,889         |
| Care, other                                   | 65            | 76            | 134           | 128           | 128           | +57             | -6              | 0                   | +51                             | +63                             | +67.2%                            | 148           |
| <b>Patient &amp; Client Care</b>              | <b>1,938</b>  | <b>2,390</b>  | <b>2,698</b>  | <b>2,706</b>  | <b>2,692</b>  | <b>+308</b>     | <b>-7</b>       | <b>-15</b>          | <b>+301</b>                     | <b>+754</b>                     | <b>+12.6%</b>                     | <b>3,037</b>  |



Section 38 Voluntary Agencies

| SEP 2024                                      | WTE DEC 2019  | WTE DEC 2022  | WTE DEC 2023  | WTE AUG 2024  | WTE SEP 2024  | WTE Change 2023 | WTE Change 2024 | WTE Change AUG 2024 | WTE Change Dec 2022 to SEP 2024 | WTE Change Dec 2019 to SEP 2024 | % WTE Change Dec 2022 to SEP 2024 | No. SEP 2024  |
|---|---------------|---------------|---------------|---------------|---------------|-----------------|-----------------|---------------------|---------------------------------|---------------------------------|-----------------------------------|---------------|
| <b>Total</b>                                  | <b>16,225</b> | <b>17,645</b> | <b>18,079</b> | <b>19,556</b> | <b>19,626</b> | <b>+434</b>     | <b>+1,547</b>   | <b>+70</b>          | <b>+1,981</b>                   | <b>+3,401</b>                   | <b>+11.2%</b>                     | <b>23,621</b> |
| Consultants                                   | 48            | 56            | 64            | 65            | 66            | +8              | +2              | +1                  | +10                             | +18                             | +18.0%                            | 83            |
| Registrars                                    | 43            | 42            | 41            | 61            | 64            | -2              | +23             | +3                  | +21                             | +21                             | +50.6%                            | 73            |
| SHO/ Interns                                  | 36            | 36            | 44            | 47            | 47            | +8              | +3              | 0                   | +11                             | +12                             | +30.0%                            | 54            |
| Medical/ Dental, other                        | 24            | 29            | 27            | 19            | 23            | -2              | -4              | +3                  | -6                              | -2                              | -21.6%                            | 59            |
| <b>Medical &amp; Dental</b>                   | <b>151</b>    | <b>164</b>    | <b>176</b>    | <b>193</b>    | <b>200</b>    | <b>+12</b>      | <b>+24</b>      | <b>+6</b>           | <b>+36</b>                      | <b>+49</b>                      | <b>+22.1%</b>                     | <b>269</b>    |
| Nurse/ Midwife Manager                        | 776           | 832           | 825           | 885           | 896           | -7              | +71             | +11                 | +64                             | +120                            | +7.7%                             | 981           |
| Nurse/ Midwife Specialist & AN/MP             | 84            | 106           | 113           | 206           | 205           | +7              | +92             | -1                  | +99                             | +121                            | +93.6%                            | 250           |
| Staff Nurse/ Staff Midwife                    | 2,190         | 2,245         | 2,169         | 2,434         | 2,438         | -76             | +269            | +4                  | +193                            | +248                            | +8.6%                             | 2,868         |
| Nursing/ Midwifery awaiting registration      |               | 3             |               |               | 5             | -3              | +5              | +5                  | +2                              | +5                              | +79.2%                            | 5             |
| Pre-registration Nurse/ Midwife Intern        | 32            | 8             | 32            | 61            | 29            | +24             | -3              | -32                 | +21                             | -3                              | +258.4%                           | 64            |
| Nursing/ Midwifery Student                    | 32            | 11            | 32            | 61            | 34            | +21             | +2              | -27                 | +23                             | +2                              | +212.0%                           | 69            |
| Nursing/ Midwifery other                      | 19            | 24            | 19            | 25            | 26            | -5              | +7              | +0                  | +2                              | +7                              | +9.2%                             | 32            |
| <b>Nursing &amp; Midwifery</b>                | <b>3,101</b>  | <b>3,217</b>  | <b>3,157</b>  | <b>3,611</b>  | <b>3,598</b>  | <b>-60</b>      | <b>+441</b>     | <b>-13</b>          | <b>+381</b>                     | <b>+497</b>                     | <b>+11.8%</b>                     | <b>4,200</b>  |
| Dietitians                                    | 20            | 18            | 24            | 28            | 30            | +7              | +6              | +1                  | +12                             | +10                             | +68.1%                            | 35            |
| Occupational Therapists                       | 194           | 234           | 248           | 287           | 296           | +14             | +48             | +9                  | +62                             | +101                            | +26.7%                            | 332           |
| Physiotherapists                              | 172           | 190           | 188           | 194           | 201           | -1              | +13             | +7                  | +12                             | +29                             | +6.2%                             | 240           |
| Podiatrists & Chiropodists                    | 1             | 0             | 0             | 0             | 0             | +0              | +0              | +0                  | +0                              | 0                               | +0.0%                             | 1             |
| Speech & Language Therapists                  | 172           | 166           | 163           | 181           | 182           | -4              | +20             | +1                  | +16                             | +10                             | +9.5%                             | 212           |
| Therapy Professions                           | 559           | 607           | 623           | 690           | 709           | +16             | +86             | +19                 | +102                            | +150                            | +16.8%                            | 820           |
| Health Science/ Diagnostics                   | 23            | 20            | 20            | 20            | 20            | +0              | +0              | +0                  | +0                              | -2                              | +1.5%                             | 25            |
| Social Care                                   | 2,531         | 2,974         | 3,003         | 3,061         | 3,062         | +30             | +59             | +1                  | +89                             | +531                            | +3.0%                             | 3,599         |
| Pharmacy                                      | 23            | 24            | 27            | 37            | 37            | +3              | +11             | +0                  | +14                             | +14                             | +57.6%                            | 53            |
| Psychologists                                 | 145           | 170           | 174           | 175           | 181           | +4              | +8              | +6                  | +11                             | +36                             | +6.7%                             | 207           |
| Social Workers                                | 206           | 226           | 230           | 255           | 257           | +4              | +27             | +2                  | +31                             | +51                             | +13.6%                            | 299           |
| H&SC, Other                                   | 65            | 53            | 59            | 57            | 54            | +6              | -5              | -3                  | +1                              | -11                             | +2.2%                             | 71            |
| <b>Health &amp; Social Care Professionals</b> | <b>3,552</b>  | <b>4,074</b>  | <b>4,137</b>  | <b>4,296</b>  | <b>4,322</b>  | <b>+63</b>      | <b>+185</b>     | <b>+26</b>          | <b>+248</b>                     | <b>+770</b>                     | <b>+6.1%</b>                      | <b>5,074</b>  |
| Management (VIII & above)                     | 147           | 182           | 186           | 204           | 207           | +4              | +21             | +3                  | +25                             | +59                             | +13.9%                            | 213           |
| Administrative/ Supervisory (V to VII)        | 412           | 516           | 594           | 661           | 671           | +78             | +77             | +10                 | +155                            | +259                            | +30.0%                            | 720           |
| Clerical (III & IV)                           | 618           | 657           | 689           | 747           | 747           | +32             | +58             | +0                  | +90                             | +129                            | +13.7%                            | 932           |
| <b>Management &amp; Administrative</b>        | <b>1,177</b>  | <b>1,355</b>  | <b>1,469</b>  | <b>1,612</b>  | <b>1,625</b>  | <b>+114</b>     | <b>+156</b>     | <b>+13</b>          | <b>+270</b>                     | <b>+448</b>                     | <b>+19.9%</b>                     | <b>1,865</b>  |
| Support                                       | 881           | 799           | 721           | 805           | 806           | -77             | +84             | +1                  | +7                              | -75                             | +0.9%                             | 1,094         |
| Maintenance/ Technical                        | 128           | 131           | 147           | 153           | 154           | +16             | +7              | +2                  | +23                             | +26                             | +17.9%                            | 173           |
| <b>General Support</b>                        | <b>1,009</b>  | <b>930</b>    | <b>869</b>    | <b>957</b>    | <b>960</b>    | <b>-61</b>      | <b>+91</b>      | <b>+3</b>           | <b>+30</b>                      | <b>-49</b>                      | <b>+3.3%</b>                      | <b>1,267</b>  |
| Health Care Assistants                        | 5,640         | 6,234         | 6,608         | 7,200         | 7,210         | +374            | +602            | +10                 | +976                            | +1,571                          | +15.7%                            | 8,877         |
| Care, other                                   | 1,595         | 1,671         | 1,664         | 1,687         | 1,711         | -7              | +46             | +24                 | +40                             | +115                            | +2.4%                             | 2,069         |
| <b>Patient &amp; Client Care</b>              | <b>7,235</b>  | <b>7,905</b>  | <b>8,272</b>  | <b>8,887</b>  | <b>8,921</b>  | <b>+367</b>     | <b>+649</b>     | <b>+34</b>          | <b>+1,016</b>                   | <b>+1,686</b>                   | <b>+12.8%</b>                     | <b>10,946</b> |

## Employment Report by Hospital: SEP 2024

| SEP 2024                                | WTE DEC 2019   | WTE DEC 2022   | WTE DEC 2023   | WTE AUG 2024   | WTE SEP 2024   | WTE Change 2023 | WTE Change 2024 | WTE Change AUG 2024 | WTE Change Dec 2022 to SEP 2024 | WTE Change Dec 2019 to SEP 2024 | % WTE Change Dec 2022 to SEP 2024 | No. SEP 2024   |
|---|----------------|----------------|----------------|----------------|----------------|-----------------|-----------------|---------------------|---------------------------------|---------------------------------|-----------------------------------|----------------|
| <b>Overall</b>                          | <b>119,813</b> | <b>137,745</b> | <b>145,985</b> | <b>147,714</b> | <b>147,557</b> | <b>+8,239</b>   | <b>+1,572</b>   | <b>-157</b>         | <b>+9,811</b>                   | <b>+27,744</b>                  | <b>7.12%</b>                      | <b>166,649</b> |
| Ambulance Services                      | 1,933          | 2,067          | 2,321          | 2,363          | 2,381          | +254            | +60             | +18                 | +314                            | +448                            | 15.21%                            | 2,475          |
| <b>National Ambulance Service</b>       | <b>1,933</b>   | <b>2,067</b>   | <b>2,321</b>   | <b>2,363</b>   | <b>2,381</b>   | <b>+254</b>     | <b>+60</b>      | <b>+18</b>          | <b>+314</b>                     | <b>+448</b>                     | <b>15.21%</b>                     | <b>2,475</b>   |
| CHI Corporate                           | 3              | 40             | 53             | 48             | 50             | +13             | -3              | +2                  | +9                              | +47                             | 23.65%                            | 50             |
| CHI Programme                           | 57             | 111            | 186            | 178            | 183            | +75             | -4              | +5                  | +72                             | +126                            | 64.37%                            | 188            |
| CHI at Connolly                         | 136            | 146            | 146            | 136            | 139            | -1              | -7              | +3                  | -8                              | +3                              | -5.20%                            | 162            |
| CHI at Crumlin                          | 1,967          | 2,232          | 2,403          | 2,414          | 2,428          | +171            | +25             | +15                 | +196                            | +461                            | 8.80%                             | 2,751          |
| CHI at Tallaght                         | 255            | 305            | 321            | 328            | 330            | +16             | +9              | +2                  | +25                             | +74                             | 8.21%                             | 365            |
| CHI at Temple Street                    | 1,184          | 1,274          | 1,413          | 1,390          | 1,388          | +139            | -25             | -2                  | +114                            | +204                            | 8.96%                             | 1,599          |
| <b>Children's Health Ireland</b>        | <b>3,602</b>   | <b>4,108</b>   | <b>4,522</b>   | <b>4,493</b>   | <b>4,517</b>   | <b>+414</b>     | <b>-5</b>       | <b>+24</b>          | <b>+409</b>                     | <b>+915</b>                     | <b>9.96%</b>                      | <b>5,115</b>   |
| Coombe Women & Infants University       | 890            | 939            | 980            | 1,052          | 1,053          | +41             | +73             | +1                  | +113                            | +163                            | 12.06%                            | 1,170          |
| MRH Mullingar                           | 914            | 1,098          | 1,150          | 1,170          | 1,171          | +52             | +21             | +1                  | +74                             | +257                            | 6.70%                             | 1,285          |
| MRH Portlaoise                          | 750            | 847            | 907            | 923            | 918            | +60             | +12             | -5                  | +72                             | +169                            | 8.45%                             | 1,001          |
| MRH Tullamore                           | 1,101          | 1,247          | 1,373          | 1,390          | 1,390          | +126            | +17             | 0                   | +143                            | +289                            | 11.46%                            | 1,525          |
| Naas General                            | 759            | 931            | 996            | 1,027          | 1,032          | +65             | +36             | +5                  | +101                            | +273                            | 10.87%                            | 1,121          |
| St. James's                             | 4,058          | 4,576          | 4,948          | 5,118          | 5,103          | +372            | +155            | -14                 | +527                            | +1,046                          | 11.52%                            | 5,627          |
| St. Luke's Rathgar                      | 544            | 547            | 550            | 549            | 561            | +2              | +11             | +12                 | +13                             | +16                             | 2.45%                             | 596            |
| Tallaght University                     | 2,683          | 3,181          | 3,560          | 3,760          | 3,770          | +380            | +209            | +10                 | +589                            | +1,087                          | 18.52%                            | 4,147          |
| DMHG HQ                                 | 33             | 59             | 76             | 77             | 74             | +17             | -2              | -3                  | +15                             | +41                             | 26.02%                            | 79             |
| <b>Dublin Midlands Hospital Group</b>   | <b>11,732</b>  | <b>13,424</b>  | <b>14,540</b>  | <b>15,066</b>  | <b>15,072</b>  | <b>+1,116</b>   | <b>+532</b>     | <b>+6</b>           | <b>+1,648</b>                   | <b>+3,339</b>                   | <b>12.27%</b>                     | <b>16,551</b>  |
| Lourdes Orthopaedic Kilcreene           | 70             | 71             | 70             | 68             | 70             | -1              | +1              | -2                  | -1                              | 0                               | -1.34%                            | 78             |
| National Maternity                      | 880            | 955            | 983            | 1,018          | 1,012          | +29             | +28             | +6                  | +57                             | +132                            | 5.98%                             | 1,113          |
| National Rehabilitation                 | 457            | 632            | 695            | 723            | 724            | +63             | +30             | +2                  | +93                             | +267                            | 14.67%                            | 818            |
| Royal Victoria Eye & Ear                | 291            | 357            | 371            | 388            | 386            | +14             | +15             | -1                  | +29                             | +95                             | 8.21%                             | 438            |
| South Tipperary General                 | 868            | 1,062          | 1,174          | 1,197          | 1,199          | +111            | +25             | +2                  | +137                            | +331                            | 12.85%                            | 1,336          |
| St Luke's General Kilkenny              | 1,119          | 1,290          | 1,398          | 1,420          | 1,422          | +108            | +24             | +2                  | +132                            | +303                            | 10.22%                            | 1,567          |
| St. Columcille's                        | 452            | 469            | 510            | 512            | 511            | +41             | +1              | -1                  | +42                             | +59                             | 8.85%                             | 558            |
| St. Michael's                           | 397            | 402            | 413            | 417            | 402            | +11             | -12             | -15                 | 0                               | +5                              | -0.04%                            | 451            |
| St. Vincent's University                | 2,838          | 3,452          | 3,662          | 3,822          | 3,813          | +210            | +151            | -9                  | +361                            | +975                            | 10.45%                            | 4,032          |
| UH Waterford                            | 1,949          | 2,437          | 2,742          | 2,815          | 2,805          | +304            | +64             | -10                 | +368                            | +857                            | 15.10%                            | 3,045          |
| Wexford General                         | 1,024          | 1,166          | 1,205          | 1,222          | 1,232          | +39             | +27             | +10                 | +66                             | +208                            | 5.68%                             | 1,350          |
| IEHG Bank                               |                | 23             | 38             | 26             | 26             | +15             | -13             | 0                   | +3                              | +26                             | 12.32%                            | 36             |
| IEHG HQ                                 | 30             | 78             | 75             | 65             | 62             | -3              | -14             | -4                  | -16                             | +32                             | -20.78%                           | 66             |
| <b>Ireland East Hospital Group</b>      | <b>10,375</b>  | <b>12,394</b>  | <b>13,335</b>  | <b>13,692</b>  | <b>13,664</b>  | <b>+941</b>     | <b>+328</b>     | <b>-29</b>          | <b>+1,269</b>                   | <b>+3,289</b>                   | <b>10.24%</b>                     | <b>14,888</b>  |
| Beaumont                                | 3,846          | 4,346          | 4,499          | 4,578          | 4,536          | +154            | +37             | -42                 | +191                            | +690                            | 4.38%                             | 4,917          |
| Cappagh National Orthopaedic            | 426            | 500            | 531            | 543            | 539            | +31             | +8              | -3                  | +39                             | +113                            | 7.82%                             | 600            |
| Cavan General                           | 1,034          | 1,293          | 1,321          | 1,318          | 1,308          | +28             | -13             | -10                 | +15                             | +275                            | 1.16%                             | 1,460          |
| Connolly                                | 1,334          | 1,586          | 1,637          | 1,624          | 1,628          | +52             | -9              | +4                  | +42                             | +294                            | 2.66%                             | 1,771          |
| Louth County                            | 277            | 309            | 305            | 298            | 297            | -5              | -7              | -1                  | -12                             | +20                             | -3.91%                            | 332            |
| Mater Misericordiae University          | 3,159          | 3,828          | 4,221          | 4,369          | 4,350          | +393            | +129            | -19                 | +523                            | +1,192                          | 13.65%                            | 4,754          |
| Our Lady of Lourdes                     | 2,149          | 2,523          | 2,586          | 2,633          | 2,624          | +63             | +38             | -8                  | +101                            | +475                            | 4.01%                             | 2,837          |
| Our Lady's Navan                        | 516            | 639            | 652            | 681            | 680            | +13             | +28             | -1                  | +40                             | +164                            | 6.33%                             | 760            |
| Rotunda                                 | 892            | 988            | 1,003          | 1,020          | 1,027          | +15             | +24             | +7                  | +39                             | +135                            | 3.98%                             | 1,187          |
| RCSI HQ                                 | 30             | 65             | 70             | 69             | 66             | +5              | -4              | -3                  | +1                              | +36                             | 2.10%                             | 68             |
| Monaghan                                | 101            | 157            | 174            | 179            | 179            | +17             | +5              | 0                   | +21                             | +77                             | 13.57%                            | 210            |
| <b>RCSI Hospitals Group</b>             | <b>13,764</b>  | <b>16,234</b>  | <b>16,998</b>  | <b>17,310</b>  | <b>17,235</b>  | <b>+764</b>     | <b>+237</b>     | <b>-75</b>          | <b>+1,001</b>                   | <b>+3,471</b>                   | <b>6.17%</b>                      | <b>18,896</b>  |
| Galway University                       | 3,607          | 4,280          | 4,548          | 4,456          | 4,449          | +268            | -99             | -7                  | +169                            | +842                            | 3.96%                             | 4,923          |
| Letterkenny University                  | 1,607          | 2,089          | 2,204          | 2,205          | 2,198          | +116            | -6              | -6                  | +110                            | +591                            | 5.26%                             | 2,449          |
| Mayo University                         | 1,150          | 1,435          | 1,516          | 1,481          | 1,486          | +82             | -30             | +5                  | +52                             | +337                            | 3.60%                             | 1,657          |
| Portiuncula University                  | 790            | 982            | 1,076          | 1,070          | 1,064          | +95             | -12             | -5                  | +83                             | +275                            | 8.44%                             | 1,184          |
| Roscommon University                    | 333            | 438            | 476            | 457            | 455            | +37             | -21             | -3                  | +16                             | +121                            | 3.66%                             | 508            |
| Saoilta HG HQ                           | 79             | 110            | 119            | 111            | 109            | +8              | -9              | -1                  | -1                              | +31                             | -0.87%                            | 114            |
| Sligo University                        | 1,688          | 1,993          | 2,151          | 2,141          | 2,147          | +158            | -5              | +5                  | +153                            | +459                            | 7.69%                             | 2,392          |
| <b>Saoilta University Hospital Care</b> | <b>9,253</b>   | <b>11,327</b>  | <b>12,091</b>  | <b>11,921</b>  | <b>11,909</b>  | <b>+765</b>     | <b>-183</b>     | <b>-12</b>          | <b>+582</b>                     | <b>+2,656</b>                   | <b>5.14%</b>                      | <b>13,227</b>  |
| Bantry General                          | 266            | 333            | 327            | 331            | 325            | -6              | -1              | -5                  | -8                              | +59                             | -2.37%                            | 373            |
| Cork University                         | 4,014          | 4,782          | 5,235          | 5,347          | 5,298          | +453            | +63             | -49                 | +516                            | +1,284                          | 10.79%                            | 5,917          |
| Mallow General                          | 252            | 273            | 329            | 353            | 353            | +56             | +24             | +1                  | +80                             | +101                            | 29.31%                            | 397            |
| Mercy University                        | 1,173          | 1,435          | 1,532          | 1,499          | 1,504          | +97             | -28             | +4                  | +69                             | +331                            | 4.80%                             | 1,683          |
| SSWHG HQ                                | 35             | 69             | 96             | 91             | 90             | +27             | -6              | -1                  | +20                             | +55                             | 29.38%                            | 96             |



| SEP 2024   | WTE DEC 2019   | WTE DEC 2022   | WTE DEC 2023   | WTE AUG 2024   | WTE SEP 2024   | WTE Change 2023 | WTE Change 2024 | WTE Change AUG 2024 | WTE Change Dec 2022 to SEP 2024 | WTE Change Dec 2019 to SEP 2024 | % WTE Change Dec 2022 to SEP 2024 | No. SEP 2024   |
|--|----------------|----------------|----------------|----------------|----------------|-----------------|-----------------|---------------------|---------------------------------|---------------------------------|-----------------------------------|----------------|
| <b>Overall</b>                                   | <b>119,813</b> | <b>137,745</b> | <b>145,985</b> | <b>147,714</b> | <b>147,557</b> | <b>+8,239</b>   | <b>+1,572</b>   | <b>-157</b>         | <b>+9,811</b>                   | <b>+27,744</b>                  | <b>7.12%</b>                      | <b>166,649</b> |
| South Infirmary Victoria University              | 787            | 844            | 908            | 963            | 963            | +64             | +55             | +0                  | +119                            | +177                            | 14.16%                            | 1,117          |
| UH Kerry   | 1,114          | 1,415          | 1,535          | 1,524          | 1,529          | +119            | -5              | +5                  | +114                            | +415                            | 8.05%                             | 1,724          |
| <b>South/South West Hospital Group</b>           | <b>7,641</b>   | <b>9,152</b>   | <b>9,961</b>   | <b>10,108</b>  | <b>10,063</b>  | <b>+809</b>     | <b>+102</b>     | <b>-45</b>          | <b>+911</b>                     | <b>+2,422</b>                   | <b>9.95%</b>                      | <b>11,307</b>  |
| Croom Orthopaedic                                | 156            | 303            | 320            | 307            | 309            | +17             | -11             | +2                  | +6                              | +153                            | 1.83%                             | 335            |
| Ennis  | 235            | 257            | 273            | 286            | 285            | +16             | +13             | -1                  | +28                             | +50                             | 11.09%                            | 323            |
| Nenagh   | 250            | 294            | 340            | 343            | 342            | +46             | +2              | -1                  | +48                             | +92                             | 16.22%                            | 378            |
| St. John's Limerick                              | 311            | 332            | 381            | 401            | 403            | +49             | +21             | +1                  | +71                             | +91                             | 21.35%                            | 442            |
| UH Limerick                                      | 2,814          | 3,641          | 3,918          | 4,003          | 4,011          | +277            | +93             | +9                  | +371                            | +1,198                          | 10.18%                            | 4,336          |
| UMH Limerick                                     | 375            | 384            | 413            | 425            | 421            | +29             | +8              | -5                  | +37                             | +46                             | 9.62%                             | 480            |
| ULHG HQ  | 6              | 12             | 16             | 15             | 15             | +4              | -1              | 0                   | +3                              | +9                              | 23.12%                            | 16             |
| <b>University of Limerick Hospital Group</b>     | <b>4,146</b>   | <b>5,222</b>   | <b>5,661</b>   | <b>5,780</b>   | <b>5,785</b>   | <b>+439</b>     | <b>+124</b>     | <b>+5</b>           | <b>+563</b>                     | <b>+1,638</b>                   | <b>10.78%</b>                     | <b>6,310</b>   |
| <b>other Acute Services</b>                      | <b>91</b>      | <b>127</b>     | <b>148</b>     | <b>128</b>     | <b>109</b>     | <b>+22</b>      | <b>-39</b>      | <b>-19</b>          | <b>-17</b>                      | <b>+18</b>                      | <b>-13.58%</b>                    | <b>114</b>     |
| <b>Acute Services</b>                            | <b>62,538</b>  | <b>74,055</b>  | <b>79,578</b>  | <b>80,863</b>  | <b>80,735</b>  | <b>+18,196</b>  | <b>1,157</b>    | <b>-128</b>         | <b>+6,680</b>                   | <b>+18,196</b>                  | <b>9.02%</b>                      | <b>88,883</b>  |
| <b>Community Services</b>                        | <b>52,085</b>  | <b>57,523</b>  | <b>59,567</b>  | <b>60,115</b>  | <b>60,090</b>  | <b>+8,006</b>   | <b>524</b>      | <b>-25</b>          | <b>+2,568</b>                   | <b>+8,006</b>                   | <b>4.46%</b>                      | <b>70,596</b>  |
| <b>National Services &amp; Central Functions</b> | <b>5,190</b>   | <b>6,168</b>   | <b>6,840</b>   | <b>6,736</b>   | <b>6,732</b>   | <b>+1,542</b>   | <b>-109</b>     | <b>-4</b>           | <b>+564</b>                     | <b>+1,542</b>                   | <b>9.14%</b>                      | <b>7,170</b>   |



## Employment Report by Acute Hospital: SEP 2024

| Ambulance Services SEP 2024                   | WTE DEC 2019 | WTE DEC 2022 | WTE DEC 2023 | WTE AUG 2024 | WTE SEP 2024 | WTE Change 2023 | WTE Change 2024 | WTE Change AUG 2024 | WTE Change Dec 2022 to SEP 2024 | WTE Change Dec 2019 to SEP 2024 | % WTE Change Dec 2022 to SEP 2024 | No. SEP 2024 |
|---|--------------|--------------|--------------|--------------|--------------|-----------------|-----------------|---------------------|---------------------------------|---------------------------------|-----------------------------------|--------------|
| <b>Total Ambulance Services</b>               | <b>1,933</b> | <b>2,067</b> | <b>2,321</b> | <b>2,363</b> | <b>2,381</b> | <b>+254</b>     | <b>+60</b>      | <b>+18</b>          | <b>+314</b>                     | <b>+448</b>                     | <b>+15.2%</b>                     | <b>2,475</b> |
| Consultants                                   | 1            | 1            | 1            | 1            | 1            | +0              | +0              | +0                  | +0                              | +0                              | +0.0%                             | 1            |
| Medical & Dental                              | 1            | 1            | 1            | 1            | 1            | +0              | +0              | +0                  | +0                              | +0                              | +0.0%                             | 1            |
| Nurse/ Midwife Manager                        | 1            | 3            | 3            | 7            | 7            | -0              | +4              | +0                  | +4                              | +6                              | +138.9%                           | 8            |
| Staff Nurse/ Staff Midwife                    | 1            |              |              |              |              |                 |                 |                     |                                 | -1                              | -100.0%                           |              |
| Nursing & Midwifery                           | 2            | 3            | 3            | 7            | 7            | -0              | +4              | +0                  | +4                              | +5                              | +138.9%                           | 8            |
| Dietitians                                    | 1            |              |              |              |              |                 |                 |                     |                                 | -1                              | -100.0%                           |              |
| Therapy Professions                           | 1            |              |              |              |              |                 |                 |                     |                                 | -1                              | -100.0%                           |              |
| Pharmacy                                      |              |              |              | 1            | 1            |                 | +1              | +0                  | +1                              | +1                              | -100.0%                           | 1            |
| H&SC, Other                                   |              |              | 14           | 43           | 59           | +14             | +45             | +16                 | +59                             | +59                             | -100.0%                           | 75           |
| <b>Health &amp; Social Care Professionals</b> | <b>1</b>     |              | <b>14</b>    | <b>44</b>    | <b>60</b>    | <b>+14</b>      | <b>+46</b>      | <b>+16</b>          | <b>+60</b>                      | <b>+59</b>                      | <b>-100.0%</b>                    | <b>76</b>    |
| Management (VIII & above)                     | 12           | 21           | 40           | 41           | 42           | +19             | +2              | +1                  | +21                             | +30                             | +102.8%                           | 42           |
| Administrative/ Supervisory (V to VII)        | 29           | 50           | 85           | 130          | 138          | +35             | +53             | +8                  | +88                             | +109                            | +174.4%                           | 142          |
| Clerical (III & IV)                           | 41           | 45           | 61           | 57           | 59           | +16             | -2              | +2                  | +14                             | +18                             | +30.2%                            | 64           |
| <b>Management &amp; Administrative</b>        | <b>82</b>    | <b>116</b>   | <b>186</b>   | <b>228</b>   | <b>239</b>   | <b>+70</b>      | <b>+53</b>      | <b>+11</b>          | <b>+123</b>                     | <b>+157</b>                     | <b>+105.4%</b>                    | <b>248</b>   |
| Support                                       | 4            | 3            | 2            | 2            | 2            | -1              | -1              | -0                  | -1                              | -2                              | -45.5%                            | 2            |
| Maintenance/ Technical                        | 2            | 1            | 1            | 1            | 1            | +0              | +0              | +0                  | +0                              | -1                              | +0.0%                             | 1            |
| <b>General Support</b>                        | <b>6</b>     | <b>4</b>     | <b>3</b>     | <b>3</b>     | <b>3</b>     | <b>-1</b>       | <b>-1</b>       | <b>-0</b>           | <b>-1</b>                       | <b>-3</b>                       | <b>-34.5%</b>                     | <b>3</b>     |
| Health Care Assistants                        | 2            | 1            | 1            | 1            | 1            | +0              | -0              | -0                  | -0                              | -1                              | -4.5%                             | 1            |
| Ambulance Staff                               | 1,825        | 1,931        | 2,103        | 2,071        | 2,061        | +172            | -42             | -10                 | +130                            | +236                            | +6.7%                             | 2,128        |
| Care, other                                   | 15           | 11           | 10           | 9            | 9            | -1              | -0              | +1                  | -1                              | -5                              | -12.8%                            | 10           |
| <b>Patient &amp; Client Care</b>              | <b>1,841</b> | <b>1,942</b> | <b>2,114</b> | <b>2,081</b> | <b>2,071</b> | <b>+171</b>     | <b>-43</b>      | <b>-10</b>          | <b>+129</b>                     | <b>+230</b>                     | <b>+6.6%</b>                      | <b>2,139</b> |

| Bantry General SEP 2024                  | WTE DEC 2019 | WTE DEC 2022 | WTE DEC 2023 | WTE AUG 2024 | WTE SEP 2024 | WTE Change 2023 | WTE Change 2024 | WTE Change AUG 2024 | WTE Change Dec 2022 to SEP 2024 | WTE Change Dec 2019 to SEP 2024 | % WTE Change Dec 2022 to SEP 2024 | No. SEP 2024 |
|--|--------------|--------------|--------------|--------------|--------------|-----------------|-----------------|---------------------|---------------------------------|---------------------------------|-----------------------------------|--------------|
| <b>Total Bantry General</b>              | <b>266</b>   | <b>333</b>   | <b>327</b>   | <b>331</b>   | <b>325</b>   | <b>-6</b>       | <b>-1</b>       | <b>-5</b>           | <b>-8</b>                       | <b>+59</b>                      | <b>-2.4%</b>                      | <b>373</b>   |
| Consultants                              | 4            | 7            | 6            | 6            | 6            | -1              | -0              | +0                  | -1                              | +2                              | -9.0%                             | 7            |
| Registrars                               | 6            | 9            | 6            | 4            | 4            | -3              | -2              | +0                  | -5                              | -2                              | -53.7%                            | 5            |
| SHO/ Interns                             | 13           | 14           | 14           | 16           | 16           | +0              | +2              | +0                  | +2                              | +3                              | +14.9%                            | 16           |
| Medical/ Dental, other                   | 0            | 1            | 1            | 1            | 1            | -0              | +0              | +0                  | -0                              | +0                              | -2.5%                             | 3            |
| <b>Medical &amp; Dental</b>              | <b>24</b>    | <b>30</b>    | <b>27</b>    | <b>27</b>    | <b>27</b>    | <b>-3</b>       | <b>+0</b>       | <b>+0</b>           | <b>-3</b>                       | <b>+3</b>                       | <b>-11.1%</b>                     | <b>31</b>    |
| Nurse/ Midwife Manager                   | 28           | 37           | 36           | 33           | 33           | -1              | -3              | +0                  | -4                              | +5                              | -11.4%                            | 35           |
| Nurse/ Midwife Specialist & AN/MP        | 2            | 5            | 5            | 8            | 8            | -0              | +4              | +0                  | +3                              | +6                              | +71.4%                            | 9            |
| Staff Nurse/ Staff Midwife               | 83           | 97           | 102          | 106          | 103          | +5              | +1              | -3                  | +6                              | +21                             | +6.6%                             | 118          |
| Nursing/ Midwifery awaiting registration |              | 1            |              |              |              |                 |                 |                     | -1                              |                                 | -100.0%                           |              |
| Pre-registration Nurse/ Midwife Intern   |              |              |              |              |              |                 |                 |                     |                                 |                                 | -100.0%                           |              |
| Nursing/ Midwifery Student               |              | 1            |              |              |              |                 |                 |                     | -1                              |                                 | -100.0%                           |              |
| <b>Nursing &amp; Midwifery</b>           | <b>112</b>   | <b>140</b>   | <b>143</b>   | <b>147</b>   | <b>145</b>   | <b>+3</b>       | <b>+2</b>       | <b>-2</b>           | <b>+5</b>                       | <b>+32</b>                      | <b>+3.3%</b>                      | <b>162</b>   |
| Dietitians                               | 1            | 2            | 3            | 2            | 1            | +1              | -1              | 0                   | 0                               | +0                              | -22.3%                            | 2            |
| Occupational Therapists                  | 1            | 2            | 2            | 2            | 2            | +0              | 0               | +0                  | 0                               | +1                              | -8.6%                             | 2            |
| Physiotherapists                         | 5            | 7            | 4            | 4            | 4            | -3              | 0               | 0                   | -3                              | -1                              | -42.8%                            | 5            |
| Podiatrists & Chiropodists               |              |              | 1            | 1            | 1            | +1              | 0               | +0                  | 1                               | +1                              | -100.0%                           | 1            |
| Speech & Language Therapists             | 1            | 2            | 2            | 2            | 2            | +0              | 0               | +0                  | 0                               | +1                              | -1.7%                             | 2            |
| Therapy Professions                      | 8            | 12           | 11           | 10           | 10           | -1              | -2              | -0                  | -3                              | +2                              | -20.3%                            | 12           |



| Bantry General SEP 2024                       | WTE DEC 2019 | WTE DEC 2022 | WTE DEC 2023 | WTE AUG 2024 | WTE SEP 2024 | WTE Change 2023 | WTE Change 2024 | WTE Change AUG 2024 | WTE Change Dec 2022 to SEP 2024 | WTE Change Dec 2019 to SEP 2024 | % WTE Change Dec 2022 to SEP 2024 | No. SEP 2024 |
|---|--------------|--------------|--------------|--------------|--------------|-----------------|-----------------|---------------------|---------------------------------|---------------------------------|-----------------------------------|--------------|
| <b>Total Bantry General</b>                   | <b>266</b>   | <b>333</b>   | <b>327</b>   | <b>331</b>   | <b>325</b>   | <b>-6</b>       | <b>-1</b>       | <b>-5</b>           | <b>-8</b>                       | <b>+59</b>                      | <b>-2.4%</b>                      | <b>373</b>   |
| Health Science/ Diagnostics                   | 17           | 21           | 20           | 20           | 19           | -0              | -1              | -0                  | -1                              | +2                              | -6.5%                             | 24           |
| Pharmacy                                      | 2            | 3            | 2            | 3            | 3            | -0              | +0              | +0                  | -0                              | +1                              | -4.5%                             | 3            |
| <b>Health &amp; Social Care Professionals</b> | <b>28</b>    | <b>36</b>    | <b>34</b>    | <b>32</b>    | <b>32</b>    | <b>-2</b>       | <b>-2</b>       | <b>-1</b>           | <b>-4</b>                       | <b>+4</b>                       | <b>-11.1%</b>                     | <b>39</b>    |
| Management (VIII & above)                     |              | 1            | 1            | 1            | 1            | -0              | +0              | +0                  | +0                              | +1                              | +0.0%                             | 1            |
| Administrative/ Supervisory (V to VII)        | 4            | 4            | 5            | 5            | 5            | +1              | +0              | +0                  | +1                              | +2                              | +25.8%                            | 6            |
| Clerical (III & IV)                           | 21           | 29           | 27           | 26           | 26           | -3              | -1              | +0                  | -4                              | +5                              | -12.2%                            | 31           |
| <b>Management &amp; Administrative</b>        | <b>25</b>    | <b>35</b>    | <b>33</b>    | <b>32</b>    | <b>32</b>    | <b>-2</b>       | <b>-1</b>       | <b>+0</b>           | <b>-3</b>                       | <b>+7</b>                       | <b>-7.2%</b>                      | <b>38</b>    |
| Support                                       | 20           | 20           | 22           | 23           | 22           | +1              | +0              | -1                  | +2                              | +2                              | +9.2%                             | 25           |
| Maintenance/ Technical                        | 1            | 1            | 1            | 1            | 1            | +0              | +0              | +0                  | +0                              | +0                              | +1.0%                             | 1            |
| <b>General Support</b>                        | <b>21</b>    | <b>21</b>    | <b>23</b>    | <b>24</b>    | <b>23</b>    | <b>+1</b>       | <b>+0</b>       | <b>-1</b>           | <b>+2</b>                       | <b>+2</b>                       | <b>+8.9%</b>                      | <b>26</b>    |
| Health Care Assistants                        | 56           | 71           | 66           | 68           | 66           | -5              | +0              | -1                  | -5                              | +10                             | -6.5%                             | 74           |
| Care, other                                   | 1            | 1            | 1            | 1            | 1            | +0              | -0              | +0                  | +0                              | +0                              | +0.0%                             | 3            |
| <b>Patient &amp; Client Care</b>              | <b>56</b>    | <b>71</b>    | <b>67</b>    | <b>68</b>    | <b>67</b>    | <b>-4</b>       | <b>-0</b>       | <b>-1</b>           | <b>-5</b>                       | <b>+10</b>                      | <b>-6.5%</b>                      | <b>77</b>    |

| Beaumont SEP 2024                             | WTE DEC 2019 | WTE DEC 2022 | WTE DEC 2023 | WTE AUG 2024 | WTE SEP 2024 | WTE Change 2023 | WTE Change 2024 | WTE Change AUG 2024 | WTE Change Dec 2022 to SEP 2024 | WTE Change Dec 2019 to SEP 2024 | % WTE Change Dec 2022 to SEP 2024 | No. SEP 2024 |
|---|--------------|--------------|--------------|--------------|--------------|-----------------|-----------------|---------------------|---------------------------------|---------------------------------|-----------------------------------|--------------|
| <b>Total Beaumont</b>                         | <b>3,846</b> | <b>4,346</b> | <b>4,499</b> | <b>4,578</b> | <b>4,536</b> | <b>+154</b>     | <b>+37</b>      | <b>-42</b>          | <b>+191</b>                     | <b>+690</b>                     | <b>+4.4%</b>                      | <b>4,917</b> |
| Consultants                                   | 199          | 248          | 249          | 270          | 270          | +1              | +22             | +0                  | +23                             | +72                             | +9.2%                             | 293          |
| Registrars                                    | 198          | 228          | 236          | 249          | 245          | +8              | +9              | -4                  | +17                             | +47                             | +7.4%                             | 246          |
| SHO/ Interns                                  | 179          | 201          | 231          | 206          | 208          | +30             | -23             | +2                  | +7                              | +29                             | +3.5%                             | 208          |
| Medical/ Dental, other                        | 5            | 3            | 2            | 3            | 3            | -1              | +0              | +0                  | -0                              | -2                              | -4.4%                             | 4            |
| <b>Medical &amp; Dental</b>                   | <b>581</b>   | <b>679</b>   | <b>718</b>   | <b>728</b>   | <b>726</b>   | <b>+38</b>      | <b>+8</b>       | <b>-2</b>           | <b>+47</b>                      | <b>+145</b>                     | <b>+6.9%</b>                      | <b>751</b>   |
| Nurse/ Midwife Manager                        | 296          | 352          | 369          | 366          | 368          | +17             | -1              | +2                  | +16                             | +72                             | +4.6%                             | 404          |
| Nurse/ Midwife Specialist & AN/MP             | 70           | 96           | 110          | 128          | 130          | +14             | +20             | +2                  | +34                             | +60                             | +35.0%                            | 138          |
| Staff Nurse/ Staff Midwife                    | 908          | 1,103        | 1,113        | 1,156        | 1,135        | +10             | +22             | -20                 | +32                             | +227                            | +2.9%                             | 1,198        |
| Nursing/ Midwifery awaiting registration      | 59           | 3            | 32           |              | 9            | +29             | -23             | +9                  | 6                               | -50                             | +200.0%                           | 9            |
| Pre-registration Nurse/ Midwife Intern        |              |              | 1            | 33           | 1            | +1              | -1              | -32                 | 1                               | +1                              | -100.0%                           | 1            |
| Nursing/ Midwifery Student                    | 59           | 3            | 33           | 33           | 10           | +30             | -24             | -23                 | +7                              | -50                             | +216.7%                           | 10           |
| Nursing/ Midwifery other                      | 25           | 11           | 13           | 13           | 13           | +2              | +0              | +0                  | +2                              | -12                             | +18.4%                            | 14           |
| <b>Nursing &amp; Midwifery</b>                | <b>1,358</b> | <b>1,565</b> | <b>1,638</b> | <b>1,695</b> | <b>1,656</b> | <b>+72</b>      | <b>+18</b>      | <b>-39</b>          | <b>+90</b>                      | <b>+298</b>                     | <b>+5.8%</b>                      | <b>1,764</b> |
| Dietitians                                    | 25           | 29           | 26           | 27           | 29           | -2              | 3               | +2                  | 0                               | +4                              | +1.6%                             | 32           |
| Occupational Therapists                       | 30           | 33           | 35           | 37           | 36           | +2              | 1               | -1                  | 3                               | +6                              | +9.4%                             | 37           |
| Physiotherapists                              | 66           | 72           | 77           | 71           | 75           | +5              | -2              | +4                  | 4                               | +9                              | +4.9%                             | 83           |
| Podiatrists & Chiropodists                    | 2            | 3            | 2            | 2            | 2            | -1              | 0               | +0                  | -1                              | +0                              | -38.5%                            | 2            |
| Speech & Language Therapists                  | 26           | 28           | 25           | 26           | 26           | -3              | 1               | 0                   | -2                              | +0                              | -5.9%                             | 27           |
| Orthoptists                                   | 2            | 2            | 2            | 1            | 2            | -1              | 1               | +1                  | 0                               | +0                              | +0.0%                             | 3            |
| Therapy Professions                           | 151          | 166          | 166          | 165          | 171          | +0              | +4              | +6                  | +4                              | +19                             | +2.7%                             | 184          |
| Health Science/ Diagnostics                   | 277          | 289          | 290          | 308          | 306          | +1              | +16             | -2                  | +17                             | +29                             | +5.9%                             | 336          |
| Pharmacy                                      | 46           | 45           | 50           | 49           | 53           | +5              | +2              | +4                  | +8                              | +7                              | +16.7%                            | 56           |
| Psychologists                                 | 11           | 13           | 14           | 13           | 14           | +1              | +0              | +1                  | +1                              | +3                              | +11.4%                            | 17           |
| Social Workers                                | 33           | 37           | 38           | 38           | 37           | +1              | -2              | -1                  | -0                              | +3                              | -1.1%                             | 42           |
| H&SC, Other                                   | 10           | 14           | 12           | 17           | 17           | -3              | +5              | -1                  | +2                              | +7                              | +15.1%                            | 19           |
| <b>Health &amp; Social Care Professionals</b> | <b>529</b>   | <b>564</b>   | <b>571</b>   | <b>591</b>   | <b>597</b>   | <b>+7</b>       | <b>+26</b>      | <b>+6</b>           | <b>+32</b>                      | <b>+68</b>                      | <b>+5.7%</b>                      | <b>654</b>   |
| Management (VIII & above)                     | 29           | 38           | 43           | 44           | 44           | +5              | +1              | +0                  | +6                              | +15                             | +16.4%                            | 45           |
| Administrative/ Supervisory (V to VII)        | 180          | 238          | 242          | 260          | 261          | +3              | +20             | +1                  | +23                             | +81                             | +9.7%                             | 277          |
| Clerical (III & IV)                           | 389          | 399          | 404          | 398          | 401          | +5              | -3              | +3                  | +2                              | +12                             | +0.6%                             | 466          |
| <b>Management &amp; Administrative</b>        | <b>598</b>   | <b>675</b>   | <b>689</b>   | <b>702</b>   | <b>707</b>   | <b>+14</b>      | <b>+18</b>      | <b>+5</b>           | <b>+32</b>                      | <b>+108</b>                     | <b>+4.7%</b>                      | <b>788</b>   |
| Support                                       | 430          | 430          | 442          | 427          | 425          | +12             | -17             | -2                  | -5                              | -5                              | -1.2%                             | 487          |
| Maintenance/ Technical                        | 37           | 57           | 54           | 52           | 53           | -2              | -1              | +1                  | -3                              | +16                             | -5.9%                             | 55           |



| Beaumont SEP 2024      | WTE DEC 2019 | WTE DEC 2022 | WTE DEC 2023 | WTE AUG 2024 | WTE SEP 2024 | WTE Change 2023 | WTE Change 2024 | WTE Change AUG 2024 | WTE Change Dec 2022 to SEP 2024 | WTE Change Dec 2019 to SEP 2024 | % WTE Change Dec 2022 to SEP 2024 | No. SEP 2024 |
|------------------------|--------------|--------------|--------------|--------------|--------------|-----------------|-----------------|---------------------|---------------------------------|---------------------------------|-----------------------------------|--------------|
| <b>Total Beaumont</b>  | <b>3,846</b> | <b>4,346</b> | <b>4,499</b> | <b>4,578</b> | <b>4,536</b> | <b>+154</b>     | <b>+37</b>      | <b>-42</b>          | <b>+191</b>                     | <b>+690</b>                     | <b>+4.4%</b>                      | <b>4,917</b> |
| General Support        | 467          | 487          | 497          | 479          | 478          | +10             | -18             | -1                  | -8                              | +11                             | -1.7%                             | 542          |
| Health Care Assistants | 304          | 366          | 379          | 375          | 363          | +13             | -16             | -12                 | -3                              | +60                             | -0.7%                             | 406          |
| Care, other            | 9            | 9            | 8            | 8            | 10           | -1              | +1              | +1                  | +1                              | +0                              | +9.4%                             | 12           |
| Patient & Client Care  | 313          | 375          | 387          | 383          | 373          | +13             | -14             | -10                 | -2                              | +60                             | -0.5%                             | 418          |

| Cappagh National Orthopaedic SEP 2024         | WTE DEC 2019 | WTE DEC 2022 | WTE DEC 2023 | WTE AUG 2024 | WTE SEP 2024 | WTE Change 2023 | WTE Change 2024 | WTE Change AUG 2024 | WTE Change Dec 2022 to SEP 2024 | WTE Change Dec 2019 to SEP 2024 | % WTE Change Dec 2022 to SEP 2024 | No. SEP 2024 |
|---|--------------|--------------|--------------|--------------|--------------|-----------------|-----------------|---------------------|---------------------------------|---------------------------------|-----------------------------------|--------------|
| <b>Total Cappagh National Orthopaedic</b>     | <b>426</b>   | <b>500</b>   | <b>531</b>   | <b>543</b>   | <b>539</b>   | <b>+31</b>      | <b>+8</b>       | <b>-3</b>           | <b>+39</b>                      | <b>+113</b>                     | <b>+7.8%</b>                      | <b>600</b>   |
| Consultants                                   | 16           | 20           | 21           | 22           | 21           | +2              | -1              | -1                  | +1                              | +5                              | +5.2%                             | 24           |
| Registrars                                    | 18           | 23           | 25           | 23           | 23           | +2              | -2              | +0                  | +0                              | +5                              | +0.7%                             | 24           |
| SHO/ Interns                                  | 12           | 18           | 16           | 15           | 15           | -2              | -1              | +0                  | -3                              | +3                              | -16.7%                            | 15           |
| <b>Medical &amp; Dental</b>                   | <b>46</b>    | <b>60</b>    | <b>62</b>    | <b>59</b>    | <b>58</b>    | <b>+2</b>       | <b>-4</b>       | <b>-1</b>           | <b>-2</b>                       | <b>+12</b>                      | <b>-3.1%</b>                      | <b>63</b>    |
| Nurse/ Midwife Manager                        | 41           | 43           | 49           | 50           | 50           | +6              | +1              | +0                  | +7                              | +9                              | +15.0%                            | 56           |
| Nurse/ Midwife Specialist & AN/MP             | 9            | 11           | 7            | 7            | 7            | -4              | +0              | +0                  | -4                              | -1                              | -34.3%                            | 9            |
| Staff Nurse/ Staff Midwife                    | 103          | 108          | 119          | 128          | 126          | +11             | +7              | -2                  | +18                             | +23                             | +16.2%                            | 140          |
| Nursing/ Midwifery other                      | 2            | 1            | 1            | 1            | 1            | +0              | +0              | +0                  | +0                              | -1                              | +0.0%                             | 1            |
| <b>Nursing &amp; Midwifery</b>                | <b>155</b>   | <b>164</b>   | <b>177</b>   | <b>186</b>   | <b>184</b>   | <b>+13</b>      | <b>+7</b>       | <b>-2</b>           | <b>+20</b>                      | <b>+29</b>                      | <b>+12.3%</b>                     | <b>206</b>   |
| Dietitians                                    | 1            | 2            | 1            | 1            | 1            | -1              | 0               | +0                  | -1                              | 0                               | -70.0%                            | 1            |
| Occupational Therapists                       | 10           | 12           | 8            | 11           | 11           | -4              | 3               | +0                  | -1                              | +1                              | -8.4%                             | 11           |
| Physiotherapists                              | 23           | 27           | 21           | 23           | 22           | -6              | 1               | -1                  | -5                              | -1                              | -19.3%                            | 23           |
| Podiatrists & Chiropodists                    | 0            | 0            | 0            | 0            | 0            | +0              | 0               | +0                  | 0                               | 0                               | -7.0%                             | 1            |
| Therapy Professions                           | 33           | 40           | 29           | 34           | 33           | -12             | +4              | -1                  | -8                              | -1                              | -18.7%                            | 36           |
| Health Science/ Diagnostics                   | 25           | 39           | 34           | 34           | 34           | -5              | +0              | +0                  | -4                              | +10                             | -11.4%                            | 36           |
| Pharmacy                                      | 5            | 6            | 5            | 5            | 5            | -0              | +0              | +0                  | -0                              | +0                              | -7.0%                             | 6            |
| Psychologists                                 | 1            | 1            | 1            | 1            | 1            | +0              | +0              | +0                  | +0                              | +0                              | +60.0%                            | 1            |
| Social Workers                                | 7            | 8            | 6            | 5            | 5            | -2              | -2              | +0                  | -4                              | -3                              | -43.8%                            | 5            |
| <b>Health &amp; Social Care Professionals</b> | <b>71</b>    | <b>93</b>    | <b>75</b>    | <b>79</b>    | <b>78</b>    | <b>-18</b>      | <b>+3</b>       | <b>-1</b>           | <b>-16</b>                      | <b>+7</b>                       | <b>-16.7%</b>                     | <b>84</b>    |
| Management (VIII & above)                     | 4            | 6            | 7            | 7            | 7            | +1              | +0              | +0                  | +1                              | +3                              | +16.7%                            | 7            |
| Administrative/ Supervisory (V to VII)        | 22           | 30           | 45           | 43           | 43           | +15             | -2              | +0                  | +14                             | +22                             | +47.0%                            | 46           |
| Clerical (III & IV)                           | 40           | 54           | 58           | 61           | 61           | +4              | +3              | +0                  | +7                              | +21                             | +13.0%                            | 69           |
| <b>Management &amp; Administrative</b>        | <b>66</b>    | <b>89</b>    | <b>110</b>   | <b>111</b>   | <b>111</b>   | <b>+20</b>      | <b>+1</b>       | <b>+0</b>           | <b>+22</b>                      | <b>+46</b>                      | <b>+24.5%</b>                     | <b>122</b>   |
| Support                                       | 62           | 59           | 26           | 24           | 24           | -33             | -1              | +0                  | -35                             | -37                             | -58.8%                            | 26           |
| Maintenance/ Technical                        | 1            | 5            | 5            | 7            | 7            | +0              | +2              | +0                  | +2                              | +6                              | +40.0%                            | 7            |
| <b>General Support</b>                        | <b>63</b>    | <b>64</b>    | <b>31</b>    | <b>31</b>    | <b>31</b>    | <b>-33</b>      | <b>+1</b>       | <b>+0</b>           | <b>-33</b>                      | <b>-31</b>                      | <b>-51.1%</b>                     | <b>33</b>    |
| Health Care Assistants                        | 26           | 29           | 77           | 76           | 77           | +47             | +0              | +1                  | +47                             | +50                             | +160.0%                           | 92           |
| Patient & Client Care                         | 26           | 29           | 77           | 76           | 77           | +47             | +0              | +1                  | +47                             | +50                             | +160.0%                           | 92           |

| Cavan General SEP 2024      | WTE DEC 2019 | WTE DEC 2022 | WTE DEC 2023 | WTE AUG 2024 | WTE SEP 2024 | WTE Change 2023 | WTE Change 2024 | WTE Change AUG 2024 | WTE Change Dec 2022 to SEP 2024 | WTE Change Dec 2019 to SEP 2024 | % WTE Change Dec 2022 to SEP 2024 | No. SEP 2024 |
|-----------------------------|--------------|--------------|--------------|--------------|--------------|-----------------|-----------------|---------------------|---------------------------------|---------------------------------|-----------------------------------|--------------|
| <b>Total Cavan General</b>  | <b>1,034</b> | <b>1,293</b> | <b>1,321</b> | <b>1,318</b> | <b>1,308</b> | <b>+28</b>      | <b>-13</b>      | <b>-10</b>          | <b>+15</b>                      | <b>+275</b>                     | <b>+1.2%</b>                      | <b>1,460</b> |
| Consultants                 | 31           | 40           | 46           | 44           | 45           | +5              | -1              | +1                  | +4                              | +13                             | +10.6%                            | 45           |
| Registrars                  | 51           | 60           | 63           | 59           | 61           | +3              | -2              | +3                  | +1                              | +10                             | +1.4%                             | 62           |
| SHO/ Interns                | 57           | 69           | 78           | 69           | 70           | +9              | -7              | +1                  | +1                              | +13                             | +1.6%                             | 73           |
| <b>Medical &amp; Dental</b> | <b>139</b>   | <b>170</b>   | <b>186</b>   | <b>171</b>   | <b>176</b>   | <b>+17</b>      | <b>-10</b>      | <b>+5</b>           | <b>+6</b>                       | <b>+37</b>                      | <b>+3.7%</b>                      | <b>180</b>   |





| Cavan General SEP 2024                        | WTE DEC 2019 | WTE DEC 2022 | WTE DEC 2023 | WTE AUG 2024 | WTE SEP 2024 | WTE Change 2023 | WTE Change 2024 | WTE Change AUG 2024 | WTE Change Dec 2022 to SEP 2024 | WTE Change Dec 2019 to SEP 2024 | % WTE Change Dec 2022 to SEP 2024 | No. SEP 2024 |
|---|--------------|--------------|--------------|--------------|--------------|-----------------|-----------------|---------------------|---------------------------------|---------------------------------|-----------------------------------|--------------|
| <b>Total Cavan General</b>                    | <b>1,034</b> | <b>1,293</b> | <b>1,321</b> | <b>1,318</b> | <b>1,308</b> | <b>+28</b>      | <b>-13</b>      | <b>-10</b>          | <b>+15</b>                      | <b>+275</b>                     | <b>+1.2%</b>                      | <b>1,460</b> |
| Nurse/ Midwife Manager                        | 91           | 128          | 132          | 132          | 130          | +4              | -2              | -2                  | +2                              | +39                             | +1.6%                             | 143          |
| Nurse/ Midwife Specialist & AN/MP             | 21           | 35           | 39           | 41           | 41           | +4              | +2              | +1                  | +6                              | +20                             | +18.6%                            | 46           |
| Staff Nurse/ Staff Midwife                    | 284          | 363          | 373          | 406          | 399          | +10             | +26             | -7                  | +36                             | +115                            | +10.0%                            | 455          |
| Nursing/ Midwifery awaiting registration      |              | 1            | 3            |              |              | +2              | -3              |                     | -1                              |                                 | -100.0%                           |              |
| Nursing/ Midwifery Student                    |              | 1            | 3            |              |              | +2              | -3              |                     | -1                              |                                 | -100.0%                           |              |
| Nursing/ Midwifery other                      | 2            | 1            | 2            | 1            | 1            | +1              | -0              | -0                  | +1                              | -0                              | +157.1%                           | 2            |
| <b>Nursing &amp; Midwifery</b>                | <b>398</b>   | <b>527</b>   | <b>549</b>   | <b>580</b>   | <b>573</b>   | <b>+22</b>      | <b>+23</b>      | <b>-8</b>           | <b>+45</b>                      | <b>+174</b>                     | <b>+8.6%</b>                      | <b>646</b>   |
| Dietitians                                    | 5            | 6            | 10           | 9            | 9            | +4              | -1              | +0                  | 4                               | +4                              | +66.8%                            | 12           |
| Occupational Therapists                       | 3            | 6            | 5            | 5            | 4            | -1              | 0               | -1                  | -1                              | +2                              | -23.5%                            | 6            |
| Physiotherapists                              | 20           | 24           | 25           | 24           | 23           | +1              | -3              | -2                  | -2                              | +3                              | -7.8%                             | 27           |
| Podiatrists & Chiropodists                    | 1            | 1            | 1            | 1            | 1            | -1              | 0               | 0                   | -1                              | -1                              | -50.0%                            | 1            |
| Speech & Language Therapists                  | 3            | 4            | 4            | 2            | 2            | +0              | -2              | 0                   | -2                              | -1                              | -41.1%                            | 3            |
| Therapy Professions                           | 31           | 41           | 45           | 42           | 39           | +4              | -6              | -3                  | -2                              | +8                              | -3.9%                             | 49           |
| Health Science/ Diagnostics                   | 66           | 80           | 78           | 78           | 79           | -2              | +1              | +1                  | -1                              | +12                             | -1.5%                             | 90           |
| Pharmacy                                      | 17           | 28           | 28           | 27           | 28           | +0              | -0              | +0                  | -0                              | +11                             | -0.6%                             | 33           |
| Social Workers                                | 1            | 3            | 3            | 4            | 4            | +1              | +0              | -1                  | +1                              | +3                              | +52.7%                            | 4            |
| H&SC, Other                                   | 2            | 2            | 2            | 1            | 1            | +0              | -2              | +0                  | -1                              | -2                              | -56.8%                            | 1            |
| <b>Health &amp; Social Care Professionals</b> | <b>118</b>   | <b>153</b>   | <b>156</b>   | <b>152</b>   | <b>150</b>   | <b>+4</b>       | <b>-6</b>       | <b>-2</b>           | <b>-3</b>                       | <b>+32</b>                      | <b>-1.7%</b>                      | <b>177</b>   |
| Management (VIII & above)                     | 6            | 8            | 7            | 6            | 6            | -1              | -1              | +0                  | -2                              | -0                              | -27.2%                            | 6            |
| Administrative/ Supervisory (V to VII)        | 16           | 45           | 52           | 53           | 51           | +7              | -1              | -2                  | +6                              | +35                             | +13.4%                            | 55           |
| Clerical (III & IV)                           | 128          | 126          | 118          | 115          | 113          | -7              | -5              | -2                  | -13                             | -16                             | -10.0%                            | 128          |
| <b>Management &amp; Administrative</b>        | <b>151</b>   | <b>179</b>   | <b>177</b>   | <b>174</b>   | <b>170</b>   | <b>-2</b>       | <b>-7</b>       | <b>-4</b>           | <b>-9</b>                       | <b>+20</b>                      | <b>-4.9%</b>                      | <b>189</b>   |
| Support                                       | 65           | 67           | 78           | 76           | 76           | +11             | -2              | +0                  | +9                              | +11                             | +13.7%                            | 82           |
| Maintenance/ Technical                        | 13           | 13           | 15           | 15           | 15           | +2              | +0              | +0                  | +2                              | +2                              | +15.8%                            | 16           |
| <b>General Support</b>                        | <b>78</b>    | <b>80</b>    | <b>93</b>    | <b>91</b>    | <b>91</b>    | <b>+13</b>      | <b>-2</b>       | <b>+0</b>           | <b>+11</b>                      | <b>+13</b>                      | <b>+14.0%</b>                     | <b>98</b>    |
| Health Care Assistants                        | 146          | 182          | 157          | 148          | 147          | -25             | -10             | -1                  | -35                             | +1                              | -19.4%                            | 168          |
| Care, other                                   | 4            | 3            | 2            | 2            | 2            | -1              | -0              | +0                  | -1                              | -2                              | -32.4%                            | 2            |
| <b>Patient &amp; Client Care</b>              | <b>150</b>   | <b>185</b>   | <b>159</b>   | <b>150</b>   | <b>149</b>   | <b>-26</b>      | <b>-10</b>      | <b>-1</b>           | <b>-36</b>                      | <b>-1</b>                       | <b>-19.6%</b>                     | <b>170</b>   |

| CHI at Connolly SEP 2024          | WTE DEC 2019 | WTE DEC 2022 | WTE DEC 2023 | WTE AUG 2024 | WTE SEP 2024 | WTE Change 2023 | WTE Change 2024 | WTE Change AUG 2024 | WTE Change Dec 2022 to SEP 2024 | WTE Change Dec 2019 to SEP 2024 | % WTE Change Dec 2022 to SEP 2024 | No. SEP 2024 |
|-----------------------------------|--------------|--------------|--------------|--------------|--------------|-----------------|-----------------|---------------------|---------------------------------|---------------------------------|-----------------------------------|--------------|
| <b>Total CHI at Connolly</b>      | <b>136</b>   | <b>146</b>   | <b>146</b>   | <b>136</b>   | <b>139</b>   | <b>-1</b>       | <b>-7</b>       | <b>+3</b>           | <b>-8</b>                       | <b>+3</b>                       | <b>-5.2%</b>                      | <b>162</b>   |
| Consultants                       | 10           | 9            | 9            | 9            | 9            | +0              | -0              | -0                  | +0                              | -0                              | +2.4%                             | 10           |
| Registrars                        | 11           | 6            | 3            | 3            | 3            | -3              | -0              | +1                  | -3                              | -8                              | -50.0%                            | 3            |
| SHO/ Interns                      | 4            | 4            | 6            | 3            | 3            | +2              | -3              | -0                  | -1                              | -1                              | -20.8%                            | 3            |
| <b>Medical &amp; Dental</b>       | <b>24</b>    | <b>19</b>    | <b>19</b>    | <b>15</b>    | <b>15</b>    | <b>-0</b>       | <b>-3</b>       | <b>+0</b>           | <b>-4</b>                       | <b>-9</b>                       | <b>-18.9%</b>                     | <b>16</b>    |
| Nurse/ Midwife Manager            | 17           | 19           | 16           | 15           | 16           | -4              | +0              | +0                  | -4                              | -1                              | -19.7%                            | 19           |
| Nurse/ Midwife Specialist & AN/MP | 2            | 8            | 9            | 9            | 10           | +1              | +1              | +1                  | +2                              | +7                              | +27.7%                            | 11           |
| Staff Nurse/ Staff Midwife        | 17           | 23           | 27           | 23           | 23           | +3              | -3              | +1                  | -0                              | +6                              | -0.3%                             | 32           |
| <b>Nursing &amp; Midwifery</b>    | <b>37</b>    | <b>51</b>    | <b>51</b>    | <b>47</b>    | <b>49</b>    | <b>+1</b>       | <b>-3</b>       | <b>+2</b>           | <b>-2</b>                       | <b>+12</b>                      | <b>-3.5%</b>                      | <b>62</b>    |
| Dietitians                        | 2            | 3            | 1            | 1            | 1            | -2              | 0               | +0                  | -2                              | -1                              | -66.6%                            | 1            |
| Occupational Therapists           |              | 1            | 1            | 1            | 1            | +0              | 0               | 0                   | 0                               | +1                              | -4.0%                             | 1            |
| Physiotherapists                  | 3            | 2            | 2            | 2            | 2            | +0              | 0               | +0                  | 0                               | -1                              | +1.0%                             | 2            |
| Therapy Professions               | 5            | 6            | 4            | 4            | 4            | -2              | -0              | -0                  | -2                              | -1                              | -33.7%                            | 4            |
| Health Science/ Diagnostics       | 11           | 9            | 10           | 11           | 11           | +1              | +1              | +0                  | +2                              | +0                              | +23.8%                            | 11           |
| Pharmacy                          | 2            | 1            | 2            | 2            | 2            | +1              | -0              | -0                  | +1                              | -0                              | +74.7%                            | 2            |
| Psychologists                     | 4            | 6            | 6            | 6            | 7            | +0              | +0              | +1                  | +0                              | +3                              | +5.0%                             | 9            |
| Social Workers                    | 7            | 10           | 9            | 6            | 7            | -1              | -2              | +0                  | -4                              | -0                              | -35.7%                            | 8            |
| H&SC, Other                       | 2            | 2            | 2            | 3            | 3            | -1              | +1              | +0                  | +0                              | +0                              | +12.3%                            | 4            |



| CHI at Connolly SEP 2024               | WTE DEC 2019 | WTE DEC 2022 | WTE DEC 2023 | WTE AUG 2024 | WTE SEP 2024 | WTE Change 2023 | WTE Change 2024 | WTE Change AUG 2024 | WTE Change Dec 2022 to SEP 2024 | WTE Change Dec 2019 to SEP 2024 | % WTE Change Dec 2022 to SEP 2024 | No. SEP 2024 |
|--|--------------|--------------|--------------|--------------|--------------|-----------------|-----------------|---------------------|---------------------------------|---------------------------------|-----------------------------------|--------------|
| <b>Total CHI at Connolly</b>           | <b>136</b>   | <b>146</b>   | <b>146</b>   | <b>136</b>   | <b>139</b>   | <b>-1</b>       | <b>-7</b>       | <b>+3</b>           | <b>-8</b>                       | <b>+3</b>                       | <b>-5.2%</b>                      | <b>162</b>   |
| Health & Social Care Professionals     | 31           | 35           | 33           | 32           | 33           | -2              | -0              | +1                  | -2                              | +2                              | -6.5%                             | 38           |
| Administrative/ Supervisory (V to VII) | 4            | 5            | 6            | 5            | 6            | +1              | -0              | +1                  | +1                              | +1                              | +20.2%                            | 6            |
| Clerical (III & IV)                    | 26           | 23           | 22           | 25           | 24           | -1              | +2              | -1                  | +1                              | -2                              | +4.2%                             | 27           |
| <b>Management &amp; Administrative</b> | <b>30</b>    | <b>28</b>    | <b>28</b>    | <b>30</b>    | <b>30</b>    | <b>+0</b>       | <b>+2</b>       | <b>-0</b>           | <b>+2</b>                       | <b>-0</b>                       | <b>+7.0%</b>                      | <b>33</b>    |
| Support                                | 3            | 3            | 3            | 3            | 3            | +0              | +0              | +0                  | +0                              | +0                              | +0.3%                             | 3            |
| <b>General Support</b>                 | <b>3</b>     | <b>3</b>     | <b>3</b>     | <b>3</b>     | <b>3</b>     | <b>+0</b>       | <b>+0</b>       | <b>+0</b>           | <b>+0</b>                       | <b>+0</b>                       | <b>+0.3%</b>                      | <b>3</b>     |
| Health Care Assistants                 | 10           | 11           | 11           | 9            | 9            | +1              | -3              | -0                  | -2                              | -2                              | -18.4%                            | 10           |
| <b>Patient &amp; Client Care</b>       | <b>10</b>    | <b>11</b>    | <b>11</b>    | <b>9</b>     | <b>9</b>     | <b>+1</b>       | <b>-3</b>       | <b>-0</b>           | <b>-2</b>                       | <b>-2</b>                       | <b>-18.4%</b>                     | <b>10</b>    |

| CHI at Crumlin SEP 2024                       | WTE DEC 2019 | WTE DEC 2022 | WTE DEC 2023 | WTE AUG 2024 | WTE SEP 2024 | WTE Change 2023 | WTE Change 2024 | WTE Change AUG 2024 | WTE Change Dec 2022 to SEP 2024 | WTE Change Dec 2019 to SEP 2024 | % WTE Change Dec 2022 to SEP 2024 | No. SEP 2024 |
|---|--------------|--------------|--------------|--------------|--------------|-----------------|-----------------|---------------------|---------------------------------|---------------------------------|-----------------------------------|--------------|
| <b>Total CHI at Crumlin</b>                   | <b>1,967</b> | <b>2,232</b> | <b>2,403</b> | <b>2,414</b> | <b>2,428</b> | <b>+171</b>     | <b>+25</b>      | <b>+15</b>          | <b>+196</b>                     | <b>+461</b>                     | <b>+8.8%</b>                      | <b>2,751</b> |
| Consultants                                   | 112          | 135          | 148          | 151          | 153          | +13             | +5              | +2                  | +18                             | +40                             | +13.5%                            | 162          |
| Registrars                                    | 105          | 115          | 127          | 145          | 144          | +13             | +17             | -1                  | +29                             | +40                             | +25.5%                            | 156          |
| SHO/ Interns                                  | 38           | 48           | 52           | 56           | 59           | +4              | +7              | +3                  | +11                             | +21                             | +22.3%                            | 61           |
| Medical/ Dental, other                        | 1            | 1            | 1            | 1            | 1            | +0              | +0              | +0                  | +0                              | +0                              | +0.0%                             | 1            |
| <b>Medical &amp; Dental</b>                   | <b>255</b>   | <b>298</b>   | <b>328</b>   | <b>352</b>   | <b>357</b>   | <b>+30</b>      | <b>+29</b>      | <b>+4</b>           | <b>+58</b>                      | <b>+101</b>                     | <b>+19.5%</b>                     | <b>380</b>   |
| Nurse/ Midwife Manager                        | 159          | 181          | 204          | 207          | 213          | +23             | +9              | +6                  | +31                             | +53                             | +17.4%                            | 234          |
| Nurse/ Midwife Specialist & AN/MP             | 103          | 135          | 147          | 135          | 134          | +12             | -13             | -1                  | -1                              | +32                             | -0.6%                             | 158          |
| Staff Nurse/ Staff Midwife                    | 477          | 543          | 560          | 591          | 574          | +17             | +14             | -17                 | +31                             | +97                             | +5.7%                             | 645          |
| Pre-registration Nurse/ Midwife Intern        | 6            | 10           | 9            | 9            | 9            | -1              | 0               | 0                   | -1                              | +3                              | -6.4%                             | 37           |
| Post-registration Nurse/ Midwife Student      | 31           | 30           | 26           | 13           | 30           | -4              | 5               | +17                 | 1                               | 0                               | +2.0%                             | 38           |
| Nursing/ Midwifery Student                    | 37           | 40           | 35           | 23           | 40           | -5              | +5              | +17                 | -0                              | +3                              | -0.1%                             | 75           |
| Nursing/ Midwifery other                      | 7            | 7            | 8            | 8            | 7            | +1              | -1              | -1                  | +1                              | +0                              | +7.5%                             | 8            |
| <b>Nursing &amp; Midwifery</b>                | <b>783</b>   | <b>906</b>   | <b>954</b>   | <b>964</b>   | <b>968</b>   | <b>+48</b>      | <b>+14</b>      | <b>+4</b>           | <b>+62</b>                      | <b>+185</b>                     | <b>+6.9%</b>                      | <b>1,120</b> |
| Dietitians                                    | 19           | 23           | 28           | 26           | 28           | +4              | 0               | +2                  | 5                               | +10                             | +20.1%                            | 32           |
| Occupational Therapists                       | 10           | 10           | 15           | 11           | 14           | +6              | -2              | +2                  | 4                               | +4                              | +42.7%                            | 16           |
| Physiotherapists                              | 26           | 28           | 29           | 27           | 27           | +0              | -2              | 0                   | -1                              | +2                              | -5.1%                             | 31           |
| Speech & Language Therapists                  | 8            | 8            | 13           | 10           | 11           | +4              | -2              | +0                  | 2                               | +2                              | +26.7%                            | 13           |
| Orthoptists                                   | 4            | 4            | 3            | 4            | 4            | -1              | 1               | +0                  | 0                               | +0                              | +4.2%                             | 5            |
| Therapy Professions                           | 66           | 74           | 88           | 79           | 83           | +14             | -4              | +4                  | +10                             | +17                             | +13.2%                            | 97           |
| Health Science/ Diagnostics                   | 171          | 188          | 194          | 201          | 201          | +6              | +7              | +0                  | +13                             | +30                             | +7.0%                             | 217          |
| Pharmacy                                      | 34           | 44           | 47           | 50           | 51           | +3              | +4              | +1                  | +7                              | +17                             | +16.8%                            | 57           |
| Psychologists                                 | 18           | 19           | 31           | 28           | 29           | +12             | -1              | +1                  | +11                             | +11                             | +57.6%                            | 38           |
| Social Workers                                | 28           | 29           | 36           | 33           | 34           | +7              | -2              | +1                  | +5                              | +6                              | +16.4%                            | 40           |
| H&SC, Other                                   | 16           | 21           | 16           | 13           | 14           | -5              | -2              | +1                  | -6                              | -2                              | -31.3%                            | 19           |
| <b>Health &amp; Social Care Professionals</b> | <b>333</b>   | <b>374</b>   | <b>412</b>   | <b>405</b>   | <b>413</b>   | <b>+38</b>      | <b>+2</b>       | <b>+8</b>           | <b>+39</b>                      | <b>+81</b>                      | <b>+10.5%</b>                     | <b>468</b>   |
| Management (VIII & above)                     | 17           | 18           | 18           | 21           | 21           | +0              | +3              | -0                  | +3                              | +4                              | +14.4%                            | 21           |
| Administrative/ Supervisory (V to VII)        | 121          | 168          | 176          | 174          | 173          | +8              | -3              | -1                  | +5                              | +52                             | +3.0%                             | 184          |
| Clerical (III & IV)                           | 206          | 200          | 211          | 202          | 202          | +11             | -9              | -0                  | +2                              | -4                              | +0.8%                             | 240          |
| <b>Management &amp; Administrative</b>        | <b>344</b>   | <b>386</b>   | <b>405</b>   | <b>397</b>   | <b>396</b>   | <b>+19</b>      | <b>-10</b>      | <b>-1</b>           | <b>+9</b>                       | <b>+52</b>                      | <b>+2.4%</b>                      | <b>445</b>   |
| Support                                       | 139          | 148          | 160          | 156          | 157          | +12             | -3              | +1                  | +9                              | +19                             | +6.0%                             | 179          |
| Maintenance/ Technical                        | 10           | 10           | 10           | 9            | 9            | +0              | -1              | +0                  | -1                              | -1                              | -9.5%                             | 9            |
| <b>General Support</b>                        | <b>149</b>   | <b>158</b>   | <b>170</b>   | <b>165</b>   | <b>166</b>   | <b>+12</b>      | <b>-4</b>       | <b>+1</b>           | <b>+8</b>                       | <b>+17</b>                      | <b>+5.0%</b>                      | <b>188</b>   |
| Health Care Assistants                        | 97           | 103          | 128          | 124          | 123          | +25             | -5              | -1                  | +20                             | +26                             | +19.2%                            | 143          |
| Care, other                                   | 7            | 7            | 7            | 7            | 7            | +0              | -0              | +0                  | -0                              | -0                              | -2.7%                             | 7            |
| <b>Patient &amp; Client Care</b>              | <b>104</b>   | <b>110</b>   | <b>134</b>   | <b>131</b>   | <b>129</b>   | <b>+25</b>      | <b>-5</b>       | <b>-1</b>           | <b>+20</b>                      | <b>+25</b>                      | <b>+17.9%</b>                     | <b>150</b>   |



| CHI at Tallaght SEP 2024                      | WTE DEC 2019 | WTE DEC 2022 | WTE DEC 2023 | WTE AUG 2024 | WTE SEP 2024 | WTE Change 2023 | WTE Change 2024 | WTE Change AUG 2024 | WTE Change Dec 2022 to SEP 2024 | WTE Change Dec 2019 to SEP 2024 | % WTE Change Dec 2022 to SEP 2024 | No. SEP 2024 |
|---|--------------|--------------|--------------|--------------|--------------|-----------------|-----------------|---------------------|---------------------------------|---------------------------------|-----------------------------------|--------------|
| <b>Total CHI at Tallaght</b>                  | <b>255</b>   | <b>305</b>   | <b>321</b>   | <b>328</b>   | <b>330</b>   | <b>+16</b>      | <b>+9</b>       | <b>+2</b>           | <b>+25</b>                      | <b>+74</b>                      | <b>+8.2%</b>                      | <b>365</b>   |
| Consultants                                   | 18           | 27           | 32           | 37           | 36           | +5              | +4              | -1                  | +9                              | +18                             | +34.9%                            | 37           |
| Registrars                                    | 20           | 20           | 18           | 24           | 25           | -2              | +7              | +1                  | +6                              | +5                              | +28.9%                            | 26           |
| SHO/ Interns                                  | 17           | 19           | 23           | 21           | 21           | +4              | -2              | +0                  | +2                              | +4                              | +12.1%                            | 21           |
| <b>Medical &amp; Dental</b>                   | <b>55</b>    | <b>65</b>    | <b>73</b>    | <b>82</b>    | <b>83</b>    | <b>+8</b>       | <b>+10</b>      | <b>+0</b>           | <b>+17</b>                      | <b>+27</b>                      | <b>+26.5%</b>                     | <b>84</b>    |
| Nurse/ Midwife Manager                        | 37           | 43           | 35           | 38           | 38           | -7              | +2              | +0                  | -5                              | +1                              | -11.2%                            | 44           |
| Nurse/ Midwife Specialist & AN/MP             | 8            | 14           | 25           | 22           | 23           | +11             | -2              | +1                  | +9                              | +15                             | +62.8%                            | 26           |
| Staff Nurse/ Staff Midwife                    | 80           | 81           | 91           | 96           | 93           | +10             | +3              | -3                  | +12                             | +13                             | +15.3%                            | 100          |
| Nursing/ Midwifery awaiting registration      |              | 1            | 1            | 2            | 4            | +0              | 3               | +2                  | 3                               | +4                              | +300.0%                           | 4            |
| Post-registration Nurse/ Midwife Student      |              | 3            | 1            | 1            | 1            | -2              | 0               | +0                  | -2                              | +1                              | -50.3%                            | 2            |
| Nursing/ Midwifery Student                    |              | 4            | 2            | 3            | 5            | -2              | +3              | +2                  | +1                              | +5                              | +37.3%                            | 6            |
| Nursing/ Midwifery other                      | 3            | 1            | 2            | 1            | 1            | +1              | -1              | +0                  | +0                              | -2                              | +0.0%                             | 1            |
| <b>Nursing &amp; Midwifery</b>                | <b>128</b>   | <b>142</b>   | <b>155</b>   | <b>160</b>   | <b>160</b>   | <b>+13</b>      | <b>+5</b>       | <b>+1</b>           | <b>+18</b>                      | <b>+32</b>                      | <b>+12.5%</b>                     | <b>177</b>   |
| Dietitians                                    | 5            | 9            | 4            | 4            | 4            | -5              | 0               | 0                   | -5                              | -1                              | -60.1%                            | 5            |
| Occupational Therapists                       | 1            | 2            | 1            |              |              | -1              | -1              |                     | -2                              | -1                              | -100.0%                           |              |
| Physiotherapists                              | 2            | 5            | 7            | 6            | 8            | +2              | 1               | +1                  | 3                               | +6                              | +66.2%                            | 8            |
| Speech & Language Therapists                  | 2            | 2            | 2            | 2            | 2            | +0              | 0               | +0                  | 0                               | +0                              | +0.0%                             | 3            |
| Therapy Professions                           | 9            | 17           | 13           | 12           | 13           | -4              | -1              | +1                  | -4                              | +3                              | -25.5%                            | 16           |
| Health Science/ Diagnostics                   | 2            | 3            | 3            | 3            | 3            | -0              | -0              | -0                  | -0                              | +1                              | -1.4%                             | 4            |
| Psychologists                                 | 2            | 6            | 5            | 4            | 4            | -1              | -1              | +0                  | -2                              | +2                              | -36.2%                            | 5            |
| Social Workers                                | 5            | 4            | 5            | 5            | 5            | +1              | +0              | -0                  | +1                              | +0                              | +32.6%                            | 6            |
| H&SC, Other                                   | 2            | 2            | 3            | 3            | 3            | +1              | +0              | +0                  | +1                              | +1                              | +38.3%                            | 3            |
| <b>Health &amp; Social Care Professionals</b> | <b>20</b>    | <b>32</b>    | <b>29</b>    | <b>27</b>    | <b>28</b>    | <b>-3</b>       | <b>-1</b>       | <b>+1</b>           | <b>-5</b>                       | <b>+8</b>                       | <b>-14.6%</b>                     | <b>34</b>    |
| Management (VIII & above)                     | 2            | 1            | 1            | 1            | 1            | +0              | +0              | +0                  | +0                              | -1                              | +1.0%                             | 1            |
| Administrative/ Supervisory (V to VII)        | 10           | 12           | 12           | 12           | 11           | +0              | -1              | -1                  | -1                              | +1                              | -9.8%                             | 12           |
| Clerical (III & IV)                           | 28           | 38           | 35           | 31           | 33           | -3              | -2              | +1                  | -5                              | +5                              | -13.2%                            | 38           |
| <b>Management &amp; Administrative</b>        | <b>40</b>    | <b>51</b>    | <b>48</b>    | <b>45</b>    | <b>45</b>    | <b>-3</b>       | <b>-4</b>       | <b>-0</b>           | <b>-6</b>                       | <b>+4</b>                       | <b>-12.1%</b>                     | <b>51</b>    |
| Support                                       | 4            | 1            | 1            | 1            | 1            | +0              | +0              | +0                  | +0                              | -2                              | +0.0%                             | 2            |
| <b>General Support</b>                        | <b>4</b>     | <b>1</b>     | <b>1</b>     | <b>1</b>     | <b>1</b>     | <b>+0</b>       | <b>+0</b>       | <b>+0</b>           | <b>+0</b>                       | <b>-2</b>                       | <b>+0.0%</b>                      | <b>2</b>     |
| Health Care Assistants                        | 8            | 13           | 14           | 13           | 13           | +2              | -1              | +0                  | +1                              | +6                              | +5.0%                             | 17           |
| Care, other                                   | 1            |              |              |              |              |                 |                 |                     |                                 | -1                              | -100.0%                           |              |
| <b>Patient &amp; Client Care</b>              | <b>9</b>     | <b>13</b>    | <b>14</b>    | <b>13</b>    | <b>13</b>    | <b>+2</b>       | <b>-1</b>       | <b>+0</b>           | <b>+1</b>                       | <b>+5</b>                       | <b>+5.0%</b>                      | <b>17</b>    |

| CHI at Temple Street SEP 2024            | WTE DEC 2019 | WTE DEC 2022 | WTE DEC 2023 | WTE AUG 2024 | WTE SEP 2024 | WTE Change 2023 | WTE Change 2024 | WTE Change AUG 2024 | WTE Change Dec 2022 to SEP 2024 | WTE Change Dec 2019 to SEP 2024 | % WTE Change Dec 2022 to SEP 2024 | No. SEP 2024 |
|--|--------------|--------------|--------------|--------------|--------------|-----------------|-----------------|---------------------|---------------------------------|---------------------------------|-----------------------------------|--------------|
| <b>Total CHI at Temple Street</b>        | <b>1,184</b> | <b>1,274</b> | <b>1,413</b> | <b>1,390</b> | <b>1,388</b> | <b>+139</b>     | <b>-25</b>      | <b>-2</b>           | <b>+114</b>                     | <b>+204</b>                     | <b>+9.0%</b>                      | <b>1,599</b> |
| Consultants                              | 79           | 101          | 104          | 105          | 106          | +4              | +1              | +0                  | +5                              | +27                             | +5.0%                             | 115          |
| Registrars                               | 69           | 85           | 100          | 102          | 103          | +15             | +3              | +0                  | +17                             | +33                             | +20.4%                            | 105          |
| SHO/ Interns                             | 29           | 36           | 44           | 47           | 47           | +8              | +3              | -1                  | +11                             | +18                             | +30.7%                            | 47           |
| Medical/ Dental, other                   | 1            | 1            | 1            | 1            | 1            | +0              | +0              | +0                  | +0                              | +0                              | +0.0%                             | 2            |
| <b>Medical &amp; Dental</b>              | <b>178</b>   | <b>222</b>   | <b>249</b>   | <b>256</b>   | <b>256</b>   | <b>+27</b>      | <b>+7</b>       | <b>-0</b>           | <b>+33</b>                      | <b>+78</b>                      | <b>+15.0%</b>                     | <b>269</b>   |
| Nurse/ Midwife Manager                   | 114          | 126          | 108          | 115          | 118          | -18             | +10             | +2                  | -8                              | +3                              | -6.5%                             | 136          |
| Nurse/ Midwife Specialist & AN/MP        | 39           | 49           | 80           | 72           | 73           | +30             | -6              | +1                  | +24                             | +34                             | +48.0%                            | 88           |
| Staff Nurse/ Staff Midwife               | 231          | 235          | 307          | 327          | 304          | +72             | -3              | -23                 | +69                             | +73                             | +29.4%                            | 352          |
| Nursing/ Midwifery awaiting registration |              | 1            |              |              |              | -1              |                 |                     | -1                              |                                 | -100.0%                           |              |
| Pre-registration Nurse/ Midwife Intern   | 6            | 11           | 8            | 8            | 7            | -4              | -1              | -1                  | -4                              | +1                              | -37.5%                            | 29           |
| Post-registration Nurse/ Midwife Student | 32           | 24           | 27           | 10           | 29           | +3              | 2               | +19                 | 5                               | -3                              | +22.3%                            | 41           |
| Nursing/ Midwifery Student               | 38           | 36           | 35           | 18           | 36           | -1              | +2              | +19                 | +1                              | -2                              | +1.7%                             | 70           |
| Nursing/ Midwifery other                 | 1            | 1            | 2            | 2            | 2            | +1              | +1              | +0                  | +1                              | +1                              | +149.0%                           | 3            |



| CHI at Temple Street SEP 2024                 | WTE DEC 2019 | WTE DEC 2022 | WTE DEC 2023 | WTE AUG 2024 | WTE SEP 2024 | WTE Change 2023 | WTE Change 2024 | WTE Change AUG 2024 | WTE Change Dec 2022 to SEP 2024 | WTE Change Dec 2019 to SEP 2024 | % WTE Change Dec 2022 to SEP 2024 | No. SEP 2024 |
|---|--------------|--------------|--------------|--------------|--------------|-----------------|-----------------|---------------------|---------------------------------|---------------------------------|-----------------------------------|--------------|
| <b>Total CHI at Temple Street</b>             | <b>1,184</b> | <b>1,274</b> | <b>1,413</b> | <b>1,390</b> | <b>1,388</b> | <b>+139</b>     | <b>-25</b>      | <b>-2</b>           | <b>+114</b>                     | <b>+204</b>                     | <b>+9.0%</b>                      | <b>1,599</b> |
| Nursing & Midwifery                           | 424          | 447          | 532          | 534          | 534          | +84             | +2              | +0                  | +87                             | +110                            | +19.4%                            | 649          |
| Dietitians                                    | 20           | 22           | 21           | 18           | 18           | -1              | -3              | 0                   | -4                              | -3                              | -18.9%                            | 20           |
| Occupational Therapists                       | 9            | 10           | 12           | 16           | 14           | +3              | 2               | -2                  | 4                               | +5                              | +43.3%                            | 17           |
| Physiotherapists                              | 17           | 20           | 21           | 15           | 16           | +1              | -5              | +1                  | -4                              | -1                              | -19.3%                            | 19           |
| Speech & Language Therapists                  | 6            | 9            | 9            | 9            | 8            | +0              | -1              | -1                  | -1                              | +2                              | -5.6%                             | 10           |
| Orthoptists                                   | 2            | 0            | 1            | 1            | 1            | +1              | 0               | +0                  | 1                               | -1                              | +238.1%                           | 2            |
| Therapy Professions                           | 54           | 61           | 65           | 60           | 58           | +4              | -7              | -3                  | -3                              | +4                              | -5.2%                             | 68           |
| Health Science/ Diagnostics                   | 92           | 95           | 103          | 100          | 97           | +8              | -7              | -3                  | +1                              | +5                              | +1.5%                             | 113          |
| Pharmacy                                      | 8            | 12           | 10           | 11           | 13           | -2              | +3              | +2                  | +1                              | +5                              | +7.0%                             | 15           |
| Psychologists                                 | 14           | 13           | 19           | 16           | 17           | +6              | -2              | +1                  | +4                              | +3                              | +32.9%                            | 19           |
| Social Workers                                | 18           | 20           | 22           | 22           | 21           | +1              | -0              | -0                  | +1                              | +4                              | +4.5%                             | 27           |
| H&SC, Other                                   | 5            | 12           | 10           | 9            | 9            | -2              | -1              | +0                  | -3                              | +4                              | -21.9%                            | 10           |
| <b>Health &amp; Social Care Professionals</b> | <b>191</b>   | <b>214</b>   | <b>229</b>   | <b>219</b>   | <b>215</b>   | <b>+15</b>      | <b>-13</b>      | <b>-4</b>           | <b>+2</b>                       | <b>+25</b>                      | <b>+0.8%</b>                      | <b>252</b>   |
| Management (VIII & above)                     | 17           | 13           | 14           | 13           | 12           | +1              | -1              | -1                  | -1                              | -4                              | -5.8%                             | 14           |
| Administrative/ Supervisory (V to VII)        | 114          | 110          | 114          | 112          | 115          | +4              | +1              | +3                  | +5                              | +1                              | +4.7%                             | 117          |
| Clerical (III & IV)                           | 151          | 146          | 142          | 134          | 132          | -4              | -10             | -2                  | -15                             | -19                             | -10.1%                            | 156          |
| <b>Management &amp; Administrative</b>        | <b>282</b>   | <b>269</b>   | <b>270</b>   | <b>259</b>   | <b>259</b>   | <b>+0</b>       | <b>-11</b>      | <b>+0</b>           | <b>-10</b>                      | <b>-23</b>                      | <b>-3.8%</b>                      | <b>287</b>   |
| Support                                       | 50           | 58           | 59           | 63           | 64           | +1              | +5              | +1                  | +6                              | +14                             | +10.1%                            | 71           |
| Maintenance/ Technical                        | 5            | 5            | 6            | 6            | 6            | +1              | +1              | +0                  | +1                              | +1                              | +24.7%                            | 6            |
| <b>General Support</b>                        | <b>55</b>    | <b>63</b>    | <b>65</b>    | <b>69</b>    | <b>70</b>    | <b>+2</b>       | <b>+5</b>       | <b>+1</b>           | <b>+7</b>                       | <b>+15</b>                      | <b>+11.2%</b>                     | <b>77</b>    |
| Health Care Assistants                        | 50           | 55           | 67           | 52           | 52           | +12             | -15             | +0                  | -3                              | +2                              | -5.5%                             | 62           |
| Care, other                                   | 6            | 3            | 2            | 2            | 2            | -1              | -0              | -0                  | -1                              | -4                              | -41.3%                            | 3            |
| <b>Patient &amp; Client Care</b>              | <b>56</b>    | <b>58</b>    | <b>69</b>    | <b>54</b>    | <b>54</b>    | <b>+11</b>      | <b>-15</b>      | <b>+0</b>           | <b>-4</b>                       | <b>-2</b>                       | <b>-7.5%</b>                      | <b>65</b>    |

| CHI Corporate SEP 2024                        | WTE DEC 2019 | WTE DEC 2022 | WTE DEC 2023 | WTE AUG 2024 | WTE SEP 2024 | WTE Change 2023 | WTE Change 2024 | WTE Change AUG 2024 | WTE Change Dec 2022 to SEP 2024 | WTE Change Dec 2019 to SEP 2024 | % WTE Change Dec 2022 to SEP 2024 | No. SEP 2024 |
|---|--------------|--------------|--------------|--------------|--------------|-----------------|-----------------|---------------------|---------------------------------|---------------------------------|-----------------------------------|--------------|
| <b>Total CHI Corporate</b>                    | <b>3</b>     | <b>40</b>    | <b>53</b>    | <b>48</b>    | <b>50</b>    | <b>+13</b>      | <b>-3</b>       | <b>+2</b>           | <b>+9</b>                       | <b>+47</b>                      | <b>+23.6%</b>                     | <b>50</b>    |
| Consultants                                   |              | 2            | 2            | 3            | 3            | +0              | +1              | +0                  | +1                              | +3                              | +50.0%                            | 3            |
| <b>Medical &amp; Dental</b>                   |              | 2            | 2            | 3            | 3            | <b>+0</b>       | <b>+1</b>       | <b>+0</b>           | <b>+1</b>                       | <b>+3</b>                       | <b>+50.0%</b>                     | <b>3</b>     |
| Nurse/ Midwife Manager                        |              | 1            | 3            | 2            | 2            | +2              | -1              | -0                  | +1                              | +2                              | +86.9%                            | 2            |
| <b>Nursing &amp; Midwifery</b>                |              | 1            | 3            | 2            | 2            | <b>+2</b>       | <b>-1</b>       | <b>-0</b>           | <b>+1</b>                       | <b>+2</b>                       | <b>+86.9%</b>                     | <b>2</b>     |
| Health Science/ Diagnostics                   |              |              | 5            | 3            | 3            | +5              | -2              | +0                  | +3                              | +3                              | -100.0%                           | 3            |
| Psychologists                                 |              |              | 1            |              |              | +1              | -1              |                     |                                 |                                 | -100.0%                           |              |
| H&SC, Other                                   |              |              |              | 1            | 1            |                 | +1              | +0                  | +1                              | +1                              | -100.0%                           | 1            |
| <b>Health &amp; Social Care Professionals</b> |              |              | 6            | 4            | 4            | <b>+6</b>       | <b>-2</b>       | <b>+0</b>           | <b>+4</b>                       | <b>+4</b>                       | <b>-100.0%</b>                    | <b>4</b>     |
| Management (VIII & above)                     | 3            | 18           | 17           | 15           | 16           | -1              | -1              | +1                  | -2                              | +13                             | -13.2%                            | 16           |
| Administrative/ Supervisory (V to VII)        |              | 12           | 18           | 15           | 16           | +6              | -2              | +1                  | +4                              | +16                             | +34.6%                            | 16           |
| Clerical (III & IV)                           |              | 7            | 7            | 9            | 9            | +0              | +2              | +0                  | +2                              | +9                              | +28.8%                            | 9            |
| <b>Management &amp; Administrative</b>        | <b>3</b>     | <b>37</b>    | <b>42</b>    | <b>39</b>    | <b>41</b>    | <b>+5</b>       | <b>-1</b>       | <b>+2</b>           | <b>+4</b>                       | <b>+38</b>                      | <b>+9.8%</b>                      | <b>41</b>    |

| CHI Programme SEP 2024     | WTE DEC 2019 | WTE DEC 2022 | WTE DEC 2023 | WTE AUG 2024 | WTE SEP 2024 | WTE Change 2023 | WTE Change 2024 | WTE Change AUG 2024 | WTE Change Dec 2022 to SEP 2024 | WTE Change Dec 2019 to SEP 2024 | % WTE Change Dec 2022 to SEP 2024 | No. SEP 2024 |
|----------------------------|--------------|--------------|--------------|--------------|--------------|-----------------|-----------------|---------------------|---------------------------------|---------------------------------|-----------------------------------|--------------|
| <b>Total CHI Programme</b> | <b>57</b>    | <b>111</b>   | <b>186</b>   | <b>178</b>   | <b>183</b>   | <b>+75</b>      | <b>-4</b>       | <b>+5</b>           | <b>+72</b>                      | <b>+126</b>                     | <b>+64.4%</b>                     | <b>188</b>   |
| Consultants                | 1            | 6            | 3            | 3            | 3            | -3              | +0              | +0                  | -3                              | +2                              | -45.5%                            | 3            |



| CHI Programme SEP 2024                        | WTE DEC 2019 | WTE DEC 2022 | WTE DEC 2023 | WTE AUG 2024 | WTE SEP 2024 | WTE Change 2023 | WTE Change 2024 | WTE Change AUG 2024 | WTE Change Dec 2022 to SEP 2024 | WTE Change Dec 2019 to SEP 2024 | % WTE Change Dec 2022 to SEP 2024 | No. SEP 2024 |
|---|--------------|--------------|--------------|--------------|--------------|-----------------|-----------------|---------------------|---------------------------------|---------------------------------|-----------------------------------|--------------|
| <b>Total CHI Programme</b>                    | <b>57</b>    | <b>111</b>   | <b>186</b>   | <b>178</b>   | <b>183</b>   | <b>+75</b>      | <b>-4</b>       | <b>+5</b>           | <b>+72</b>                      | <b>+126</b>                     | <b>+64.4%</b>                     | <b>188</b>   |
| Medical & Dental                              | 1            | 6            | 3            | 3            | 3            | -3              | +0              | +0                  | -3                              | +2                              | -45.5%                            | 3            |
| Nurse/ Midwife Manager                        | 4            | 5            | 10           | 15           | 16           | +5              | +6              | +2                  | +12                             | +13                             | +242.5%                           | 17           |
| <b>Nursing &amp; Midwifery</b>                | <b>4</b>     | <b>5</b>     | <b>10</b>    | <b>15</b>    | <b>16</b>    | <b>+5</b>       | <b>+6</b>       | <b>+2</b>           | <b>+12</b>                      | <b>+13</b>                      | <b>+242.5%</b>                    | <b>17</b>    |
| Dietitians                                    | 1            | 2            | 2            |              | 1            | +0              | -1              | +1                  | -1                              | 0                               | -65.4%                            | 1            |
| Occupational Therapists                       |              |              |              | 1            | 1            |                 | 1               | +0                  | 1                               | +1                              | -100.0%                           | 1            |
| Physiotherapists                              | 1            | 1            | 1            |              |              | +0              | -1              |                     | -1                              | -1                              | -100.0%                           |              |
| Speech & Language Therapists                  |              |              |              |              | 0            |                 | 0               | +0                  | 0                               | +0                              | -100.0%                           | 1            |
| Therapy Professions                           | 2            | 3            | 3            | 1            | 2            | +0              | -1              | +1                  | -1                              | -0                              | -29.4%                            | 3            |
| Health Science/ Diagnostics                   | 5            | 8            | 6            | 7            | 7            | -2              | +1              | -0                  | -1                              | +2                              | -12.6%                            | 7            |
| Pharmacy                                      |              | 1            | 3            | 3            | 3            | +2              | +0              | +0                  | +2                              | +3                              | +203.0%                           | 3            |
| Psychologists                                 |              |              |              | 1            | 1            |                 | +1              | +0                  | +1                              | +1                              | -100.0%                           | 1            |
| <b>Health &amp; Social Care Professionals</b> | <b>7</b>     | <b>11</b>    | <b>12</b>    | <b>12</b>    | <b>13</b>    | <b>+0</b>       | <b>+1</b>       | <b>+1</b>           | <b>+1</b>                       | <b>+6</b>                       | <b>+11.1%</b>                     | <b>14</b>    |
| Management (VIII & above)                     | 14           | 22           | 26           | 28           | 28           | +4              | +2              | +0                  | +6                              | +14                             | +28.3%                            | 28           |
| Administrative/ Supervisory (V to VII)        | 22           | 52           | 112          | 98           | 101          | +60             | -11             | +3                  | +49                             | +79                             | +95.0%                            | 103          |
| Clerical (III & IV)                           | 10           | 16           | 23           | 19           | 19           | +7              | -5              | -0                  | +3                              | +9                              | +17.6%                            | 19           |
| <b>Management &amp; Administrative</b>        | <b>45</b>    | <b>90</b>    | <b>161</b>   | <b>145</b>   | <b>148</b>   | <b>+71</b>      | <b>-13</b>      | <b>+2</b>           | <b>+58</b>                      | <b>+102</b>                     | <b>+64.9%</b>                     | <b>150</b>   |
| Support                                       |              |              | 1            | 3            | 3            | +1              | +2              | +0                  | +3                              | +3                              | -100.0%                           | 4            |
| <b>General Support</b>                        |              |              | <b>1</b>     | <b>3</b>     | <b>3</b>     | <b>+1</b>       | <b>+2</b>       | <b>+0</b>           | <b>+3</b>                       | <b>+3</b>                       | <b>-100.0%</b>                    | <b>4</b>     |

| Connolly SEP 2024                             | WTE DEC 2019 | WTE DEC 2022 | WTE DEC 2023 | WTE AUG 2024 | WTE SEP 2024 | WTE Change 2023 | WTE Change 2024 | WTE Change AUG 2024 | WTE Change Dec 2022 to SEP 2024 | WTE Change Dec 2019 to SEP 2024 | % WTE Change Dec 2022 to SEP 2024 | No. SEP 2024 |
|---|--------------|--------------|--------------|--------------|--------------|-----------------|-----------------|---------------------|---------------------------------|---------------------------------|-----------------------------------|--------------|
| <b>Total Connolly</b>                         | <b>1,334</b> | <b>1,586</b> | <b>1,637</b> | <b>1,624</b> | <b>1,628</b> | <b>+52</b>      | <b>-9</b>       | <b>+4</b>           | <b>+42</b>                      | <b>+294</b>                     | <b>+2.7%</b>                      | <b>1,771</b> |
| Consultants                                   | 64           | 84           | 90           | 90           | 90           | +6              | +0              | -0                  | +6                              | +26                             | +6.8%                             | 95           |
| Registrars                                    | 56           | 69           | 68           | 68           | 70           | -1              | +1              | +1                  | +1                              | +14                             | +0.9%                             | 70           |
| SHO/ Interns                                  | 71           | 89           | 93           | 93           | 98           | +4              | +5              | +5                  | +9                              | +27                             | +10.7%                            | 100          |
| Medical/ Dental, other                        | 0            | 1            | 1            | 1            | 1            | -0              | +0              | +0                  | +0                              | +1                              | +1.8%                             | 3            |
| <b>Medical &amp; Dental</b>                   | <b>191</b>   | <b>243</b>   | <b>252</b>   | <b>253</b>   | <b>258</b>   | <b>+9</b>       | <b>+7</b>       | <b>+6</b>           | <b>+16</b>                      | <b>+68</b>                      | <b>+6.5%</b>                      | <b>268</b>   |
| Nurse/ Midwife Manager                        | 102          | 127          | 129          | 126          | 125          | +2              | -3              | -1                  | -2                              | +24                             | -1.4%                             | 137          |
| Nurse/ Midwife Specialist & AN/MP             | 24           | 36           | 41           | 42           | 43           | +5              | +1              | +0                  | +6                              | +19                             | +17.7%                            | 45           |
| Staff Nurse/ Staff Midwife                    | 373          | 424          | 472          | 484          | 491          | +48             | +20             | +7                  | +67                             | +118                            | +15.9%                            | 525          |
| Nursing/ Midwifery awaiting registration      | 1            | 2            | 3            |              | 2            | +1              | -1              | +2                  | 0                               | +1                              | -11.6%                            | 2            |
| Pre-registration Nurse/ Midwife Intern        |              |              |              | 8            | 4            |                 | 4               | -4                  | 4                               | +4                              | -100.0%                           | 16           |
| Nursing/ Midwifery Student                    | 1            | 2            | 3            | 8            | 6            | +1              | +3              | -2                  | +4                              | +5                              | +203.0%                           | 18           |
| Nursing/ Midwifery other                      | 4            | 4            | 4            | 3            | 3            | +0              | -1              | +0                  | -1                              | -1                              | -22.1%                            | 3            |
| <b>Nursing &amp; Midwifery</b>                | <b>503</b>   | <b>593</b>   | <b>649</b>   | <b>664</b>   | <b>668</b>   | <b>+56</b>      | <b>+20</b>      | <b>+4</b>           | <b>+75</b>                      | <b>+165</b>                     | <b>+12.7%</b>                     | <b>728</b>   |
| Dietitians                                    | 5            | 9            | 7            | 9            | 9            | -2              | 2               | 0                   | 1                               | +4                              | +7.0%                             | 11           |
| Occupational Therapists                       | 10           | 14           | 8            | 9            | 9            | -6              | 1               | 0                   | -5                              | -1                              | -37.6%                            | 9            |
| Physiotherapists                              | 27           | 34           | 38           | 36           | 35           | +4              | -3              | -1                  | 1                               | +8                              | +3.2%                             | 39           |
| Podiatrists & Chiropodists                    | 1            | 1            | 2            | 2            | 2            | +1              | 0               | 0                   | 1                               | +1                              | +101.0%                           | 2            |
| Speech & Language Therapists                  | 4            | 6            | 3            | 5            | 5            | -3              | 2               | 0                   | 0                               | +1                              | -8.4%                             | 6            |
| Therapy Professions                           | 47           | 64           | 59           | 62           | 60           | -5              | +2              | -1                  | -3                              | +14                             | -5.0%                             | 67           |
| Health Science/ Diagnostics                   | 83           | 110          | 110          | 105          | 103          | -0              | -7              | -2                  | -7                              | +20                             | -6.5%                             | 115          |
| Pharmacy                                      | 26           | 33           | 37           | 33           | 34           | +4              | -3              | +0                  | +1                              | +7                              | +3.1%                             | 40           |
| Social Workers                                | 12           | 13           | 13           | 13           | 13           | +1              | +0              | +0                  | +1                              | +2                              | +7.3%                             | 16           |
| <b>Health &amp; Social Care Professionals</b> | <b>168</b>   | <b>219</b>   | <b>219</b>   | <b>213</b>   | <b>211</b>   | <b>-0</b>       | <b>-8</b>       | <b>-2</b>           | <b>-8</b>                       | <b>+43</b>                      | <b>-3.8%</b>                      | <b>238</b>   |
| Management (VIII & above)                     | 7            | 9            | 7            | 7            | 7            | -1              | -0              | -0                  | -1                              | +0                              | -16.0%                            | 8            |
| Administrative/ Supervisory (V to VII)        | 41           | 62           | 57           | 58           | 58           | -5              | +1              | +0                  | -4                              | +17                             | -6.2%                             | 60           |
| Clerical (III & IV)                           | 137          | 155          | 148          | 135          | 134          | -7              | -13             | -1                  | -21                             | -3                              | -13.3%                            | 154          |
| <b>Management &amp; Administrative</b>        | <b>185</b>   | <b>226</b>   | <b>212</b>   | <b>200</b>   | <b>200</b>   | <b>-13</b>      | <b>-13</b>      | <b>-0</b>           | <b>-26</b>                      | <b>+14</b>                      | <b>-11.5%</b>                     | <b>222</b>   |



| Connolly SEP 2024                | WTE DEC 2019 | WTE DEC 2022 | WTE DEC 2023 | WTE AUG 2024 | WTE SEP 2024 | WTE Change 2023 | WTE Change 2024 | WTE Change AUG 2024 | WTE Change Dec 2022 to SEP 2024 | WTE Change Dec 2019 to SEP 2024 | % WTE Change Dec 2022 to SEP 2024 | No. SEP 2024 |
|----------------------------------|--------------|--------------|--------------|--------------|--------------|-----------------|-----------------|---------------------|---------------------------------|---------------------------------|-----------------------------------|--------------|
| <b>Total Connolly</b>            | <b>1,334</b> | <b>1,586</b> | <b>1,637</b> | <b>1,624</b> | <b>1,628</b> | <b>+52</b>      | <b>-9</b>       | <b>+4</b>           | <b>+42</b>                      | <b>+294</b>                     | <b>+2.7%</b>                      | <b>1,771</b> |
| Support                          | 113          | 123          | 124          | 120          | 119          | +1              | -5              | -0                  | -4                              | +7                              | -3.2%                             | 133          |
| Maintenance/ Technical           | 12           | 10           | 11           | 10           | 10           | +1              | -0              | +1                  | +1                              | -1                              | +5.8%                             | 11           |
| <b>General Support</b>           | <b>124</b>   | <b>133</b>   | <b>135</b>   | <b>129</b>   | <b>130</b>   | <b>+2</b>       | <b>-5</b>       | <b>+0</b>           | <b>-3</b>                       | <b>+5</b>                       | <b>-2.5%</b>                      | <b>144</b>   |
| Health Care Assistants           | 150          | 162          | 160          | 153          | 149          | -2              | -11             | -4                  | -13                             | -1                              | -8.3%                             | 158          |
| Care, other                      | 12           | 11           | 11           | 13           | 13           | +1              | +1              | +0                  | +2                              | +1                              | +20.7%                            | 13           |
| <b>Patient &amp; Client Care</b> | <b>162</b>   | <b>173</b>   | <b>172</b>   | <b>165</b>   | <b>162</b>   | <b>-1</b>       | <b>-10</b>      | <b>-4</b>           | <b>-11</b>                      | <b>-0</b>                       | <b>-6.5%</b>                      | <b>171</b>   |

| Coombe Women & Infants University                  | WTE DEC 2019 | WTE DEC 2022 | WTE DEC 2023 | WTE AUG 2024 | WTE SEP 2024 | WTE Change 2023 | WTE Change 2024 | WTE Change AUG 2024 | WTE Change Dec 2022 to SEP 2024 | WTE Change Dec 2019 to SEP 2024 | % WTE Change Dec 2022 to SEP 2024 | No. SEP 2024 |
|--|--------------|--------------|--------------|--------------|--------------|-----------------|-----------------|---------------------|---------------------------------|---------------------------------|-----------------------------------|--------------|
| <b>Total Coombe Women &amp; Infants University</b> | <b>890</b>   | <b>939</b>   | <b>980</b>   | <b>1,052</b> | <b>1,053</b> | <b>+41</b>      | <b>+73</b>      | <b>+1</b>           | <b>+113</b>                     | <b>+163</b>                     | <b>+12.1%</b>                     | <b>1,170</b> |
| Consultants  | 32           | 39           | 45           | 44           | 44           | +6              | -1              | +0                  | +5                              | +12                             | +11.7%                            | 48           |
| Registrars   | 39           | 49           | 42           | 47           | 48           | -7              | +6              | +1                  | -2                              | +8                              | -3.1%                             | 48           |
| SHO/ Interns                                       | 28           | 27           | 32           | 36           | 37           | +5              | +5              | +1                  | +10                             | +9                              | +36.3%                            | 37           |
| <b>Medical &amp; Dental</b>                        | <b>99</b>    | <b>115</b>   | <b>119</b>   | <b>126</b>   | <b>128</b>   | <b>+4</b>       | <b>+9</b>       | <b>+2</b>           | <b>+13</b>                      | <b>+29</b>                      | <b>+11.2%</b>                     | <b>133</b>   |
| Nurse/ Midwife Manager                             | 73           | 86           | 101          | 113          | 111          | +15             | +10             | -2                  | +25                             | +38                             | +29.3%                            | 122          |
| Nurse/ Midwife Specialist & AN/MP                  | 11           | 16           | 21           | 25           | 25           | +6              | +4              | +0                  | +9                              | +14                             | +60.0%                            | 26           |
| Staff Nurse/ Staff Midwife                         | 261          | 235          | 235          | 258          | 263          | -0              | +29             | +5                  | +29                             | +2                              | +12.2%                            | 282          |
| Pre-registration Nurse/ Midwife Intern             |              | 1            | 1            | 10           | 9            | +0              | 9               | -1                  | 9                               | +9                              | #####                             | 18           |
| Post-registration Nurse/ Midwife Student           | 13           | 6            | 6            | 5            | 5            | +0              | -1              | +0                  | -1                              | -9                              | -18.2%                            | 9            |
| Nursing/ Midwifery Student                         | 13           | 6            | 6            | 14           | 14           | +0              | +8              | -1                  | +8                              | +1                              | +125.0%                           | 27           |
| Nursing/ Midwifery other                           | 16           | 16           | 19           | 16           | 17           | +2              | -2              | +1                  | +1                              | +1                              | +4.0%                             | 21           |
| <b>Nursing &amp; Midwifery</b>                     | <b>374</b>   | <b>358</b>   | <b>382</b>   | <b>426</b>   | <b>430</b>   | <b>+23</b>      | <b>+48</b>      | <b>+4</b>           | <b>+71</b>                      | <b>+55</b>                      | <b>+19.9%</b>                     | <b>478</b>   |
| Dietitians   | 3            | 1            | 3            | 4            | 4            | +2              | 1               | +0                  | 3                               | +1                              | +300.0%                           | 4            |
| Occupational Therapists                            |              | 1            | 2            | 2            | 2            | +1              | 0               | +0                  | 1                               | +2                              | +100.0%                           | 2            |
| Physiotherapists                                   | 5            | 8            | 7            | 8            | 8            | -1              | 1               | +0                  | 1                               | +3                              | +8.2%                             | 10           |
| Speech & Language Therapists                       |              |              |              | 1            | 1            |                 | 1               | +0                  | 1                               | +1                              | -100.0%                           | 1            |
| Therapy Professions                                | 8            | 10           | 12           | 15           | 15           | +2              | +3              | +0                  | +6                              | +7                              | +58.9%                            | 17           |
| Health Science/ Diagnostics                        | 52           | 55           | 57           | 60           | 60           | +2              | +2              | +0                  | +4                              | +8                              | +7.5%                             | 63           |
| Pharmacy   | 7            | 8            | 8            | 7            | 9            | +0              | +1              | +2                  | +1                              | +2                              | +12.5%                            | 9            |
| Psychologists                                      | 1            | 1            | 1            | 1            | 1            | +0              | +0              | +0                  | +0                              | +0                              | +0.0%                             | 1            |
| Social Workers                                     | 7            | 9            | 12           | 13           | 13           | +3              | +1              | +0                  | +4                              | +6                              | +44.4%                            | 14           |
| H&SC, Other  |              |              | 2            | 1            |              | +2              | -2              | -1                  |                                 |                                 | -100.0%                           |              |
| <b>Health &amp; Social Care Professionals</b>      | <b>74</b>    | <b>83</b>    | <b>92</b>    | <b>97</b>    | <b>98</b>    | <b>+9</b>       | <b>+6</b>       | <b>+1</b>           | <b>+15</b>                      | <b>+24</b>                      | <b>+17.8%</b>                     | <b>104</b>   |
| Management (VIII & above)                          | 7            | 9            | 8            | 8            | 8            | -1              | +0              | +0                  | -1                              | +1                              | -11.1%                            | 8            |
| Administrative/ Supervisory (V to VII)             | 47           | 57           | 64           | 71           | 71           | +7              | +7              | +0                  | +14                             | +24                             | +24.2%                            | 75           |
| Clerical (III & IV)                                | 93           | 95           | 98           | 105          | 103          | +3              | +5              | -2                  | +8                              | +10                             | +8.0%                             | 125          |
| <b>Management &amp; Administrative</b>             | <b>147</b>   | <b>162</b>   | <b>170</b>   | <b>184</b>   | <b>182</b>   | <b>+9</b>       | <b>+12</b>      | <b>-2</b>           | <b>+20</b>                      | <b>+35</b>                      | <b>+12.7%</b>                     | <b>208</b>   |
| Support  | 137          | 144          | 137          | 137          | 133          | -7              | -4              | -3                  | -11                             | -4                              | -7.7%                             | 151          |
| Maintenance/ Technical                             | 9            | 7            | 7            | 6            | 6            | +0              | -1              | +0                  | -1                              | -3                              | -14.3%                            | 6            |
| <b>General Support</b>                             | <b>146</b>   | <b>151</b>   | <b>144</b>   | <b>143</b>   | <b>139</b>   | <b>-7</b>       | <b>-5</b>       | <b>-3</b>           | <b>-12</b>                      | <b>-7</b>                       | <b>-8.0%</b>                      | <b>157</b>   |
| Health Care Assistants                             | 48           | 67           | 71           | 74           | 75           | +4              | +4              | +1                  | +8                              | +27                             | +11.7%                            | 88           |
| Care, other  | 2            | 3            | 3            | 2            | 1            | +0              | -2              | -1                  | -2                              | -1                              | -63.0%                            | 2            |
| <b>Patient &amp; Client Care</b>                   | <b>49</b>    | <b>70</b>    | <b>74</b>    | <b>76</b>    | <b>76</b>    | <b>+4</b>       | <b>+2</b>       | <b>-0</b>           | <b>+6</b>                       | <b>+26</b>                      | <b>+8.5%</b>                      | <b>90</b>    |



| Cork University SEP 2024                      | WTE DEC 2019 | WTE DEC 2022 | WTE DEC 2023 | WTE AUG 2024 | WTE SEP 2024 | WTE Change 2023 | WTE Change 2024 | WTE Change AUG 2024 | WTE Change Dec 2022 to SEP 2024 | WTE Change Dec 2019 to SEP 2024 | % WTE Change Dec 2022 to SEP 2024 | No. SEP 2024 |
|---|--------------|--------------|--------------|--------------|--------------|-----------------|-----------------|---------------------|---------------------------------|---------------------------------|-----------------------------------|--------------|
| <b>Total Cork University</b>                  | <b>4,014</b> | <b>4,782</b> | <b>5,235</b> | <b>5,347</b> | <b>5,298</b> | <b>+453</b>     | <b>+63</b>      | <b>-49</b>          | <b>+516</b>                     | <b>+1,284</b>                   | <b>+10.8%</b>                     | <b>5,917</b> |
| Consultants                                   | 205          | 239          | 289          | 313          | 313          | +50             | +24             | +1                  | +75                             | +108                            | +31.2%                            | 336          |
| Registrars                                    | 214          | 266          | 291          | 328          | 333          | +25             | +41             | +5                  | +66                             | +119                            | +24.9%                            | 343          |
| SHO/ Interns                                  | 179          | 205          | 242          | 245          | 254          | +37             | +11             | +9                  | +48                             | +74                             | +23.6%                            | 255          |
| Medical/ Dental, other                        | 6            | 6            | 5            | 5            | 5            | -1              | +0              | +0                  | -1                              | -1                              | -10.3%                            | 9            |
| <b>Medical &amp; Dental</b>                   | <b>604</b>   | <b>716</b>   | <b>827</b>   | <b>890</b>   | <b>905</b>   | <b>+111</b>     | <b>+77</b>      | <b>+15</b>          | <b>+189</b>                     | <b>+301</b>                     | <b>+26.4%</b>                     | <b>943</b>   |
| Nurse/ Midwife Manager                        | 270          | 300          | 355          | 344          | 354          | +54             | -1              | +10                 | +54                             | +84                             | +17.9%                            | 394          |
| Nurse/ Midwife Specialist & AN/MP             | 58           | 108          | 131          | 136          | 133          | +24             | +1              | -4                  | +25                             | +74                             | +23.0%                            | 150          |
| Staff Nurse/ Staff Midwife                    | 1,250        | 1,454        | 1,626        | 1,697        | 1,660        | +172            | +34             | -37                 | +206                            | +410                            | +14.2%                            | 1,867        |
| Nursing/ Midwifery awaiting registration      | 1            |              | 1            |              | 1            | +1              | 0               | +1                  | 1                               | 0                               | -100.0%                           | 1            |
| Pre-registration Nurse/ Midwife Intern        | 26           | 29           | 12           | 46           | 45           | -17             | 33              | -1                  | 16                              | +19                             | +53.0%                            | 90           |
| Post-registration Nurse/ Midwife Student      | 29           | 10           | 9            | 10           | 10           | -1              | 1               | 0                   | 0                               | -19                             | +0.4%                             | 10           |
| Nursing/ Midwifery Student                    | 55           | 39           | 22           | 56           | 56           | -17             | +34             | +0                  | +17                             | +0                              | +42.2%                            | 101          |
| Nursing/ Midwifery other                      | 3            | 4            | 5            | 4            | 5            | +1              | -0              | +1                  | +1                              | +2                              | +31.9%                            | 6            |
| <b>Nursing &amp; Midwifery</b>                | <b>1,637</b> | <b>1,905</b> | <b>2,139</b> | <b>2,237</b> | <b>2,208</b> | <b>+234</b>     | <b>+68</b>      | <b>-30</b>          | <b>+303</b>                     | <b>+571</b>                     | <b>+15.9%</b>                     | <b>2,518</b> |
| Dietitians                                    | 30           | 38           | 45           | 42           | 41           | +8              | -4              | 0                   | 4                               | +12                             | +9.7%                             | 48           |
| Occupational Therapists                       | 17           | 32           | 45           | 44           | 43           | +13             | -2              | -1                  | 11                              | +26                             | +34.4%                            | 47           |
| Physiotherapists                              | 58           | 89           | 96           | 96           | 96           | +8              | 0               | 0                   | 7                               | +38                             | +8.1%                             | 105          |
| Podiatrists & Chiropodists                    | 2            | 2            | 3            | 3            | 3            | +1              | 0               | +0                  | 1                               | +1                              | +50.0%                            | 3            |
| Speech & Language Therapists                  | 14           | 29           | 29           | 26           | 25           | 0               | -3              | -1                  | -4                              | +12                             | -12.3%                            | 27           |
| Orthoplists                                   | 1            | 1            | 1            | 1            |              | 0               | -1              | -1                  | -1                              | -1                              | -100.0%                           |              |
| Therapy Professions                           | 121          | 190          | 219          | 211          | 208          | +29             | -11             | -3                  | +18                             | +87                             | +9.6%                             | 230          |
| Health Science/ Diagnostics                   | 377          | 417          | 417          | 420          | 413          | +0              | -4              | -7                  | -4                              | +36                             | -0.9%                             | 473          |
| Pharmacy                                      | 46           | 80           | 83           | 80           | 81           | +3              | -2              | +1                  | +1                              | +35                             | +1.0%                             | 94           |
| Psychologists                                 |              | 4            | 10           | 10           | 11           | +6              | +1              | +1                  | +7                              | +11                             | +183.3%                           | 14           |
| Social Workers                                | 16           | 24           | 25           | 24           | 24           | +1              | -0              | +0                  | +0                              | +9                              | +1.2%                             | 27           |
| H&SC, Other                                   | 13           | 9            | 15           | 6            | 8            | +6              | -7              | +2                  | -2                              | -5                              | -18.8%                            | 9            |
| <b>Health &amp; Social Care Professionals</b> | <b>573</b>   | <b>724</b>   | <b>768</b>   | <b>752</b>   | <b>745</b>   | <b>+44</b>      | <b>-23</b>      | <b>-6</b>           | <b>+21</b>                      | <b>+172</b>                     | <b>+2.9%</b>                      | <b>847</b>   |
| Management (VIII & above)                     | 10           | 18           | 17           | 16           | 16           | -1              | -1              | -0                  | -2                              | +6                              | -11.8%                            | 16           |
| Administrative/ Supervisory (V to VII)        | 82           | 125          | 149          | 144          | 142          | +24             | -8              | -2                  | +17                             | +59                             | +13.2%                            | 150          |
| Clerical (III & IV)                           | 387          | 402          | 379          | 358          | 350          | -23             | -29             | -9                  | -52                             | -37                             | -13.0%                            | 397          |
| <b>Management &amp; Administrative</b>        | <b>480</b>   | <b>545</b>   | <b>545</b>   | <b>518</b>   | <b>507</b>   | <b>-0</b>       | <b>-38</b>      | <b>-11</b>          | <b>-38</b>                      | <b>+28</b>                      | <b>-6.9%</b>                      | <b>563</b>   |
| Support                                       | 545          | 664          | 666          | 666          | 652          | +1              | -13             | -14                 | -12                             | +107                            | -1.8%                             | 733          |
| Maintenance/ Technical                        | 2            | 1            | 2            | 2            | 2            | +1              | +0              | +0                  | +1                              | +0                              | +68.2%                            | 3            |
| <b>General Support</b>                        | <b>547</b>   | <b>666</b>   | <b>668</b>   | <b>669</b>   | <b>655</b>   | <b>+2</b>       | <b>-13</b>      | <b>-14</b>          | <b>-11</b>                      | <b>+108</b>                     | <b>-1.6%</b>                      | <b>736</b>   |
| Health Care Assistants                        | 164          | 215          | 268          | 256          | 252          | +53             | -16             | -4                  | +37                             | +88                             | +17.3%                            | 283          |
| Care, other                                   | 9            | 11           | 19           | 26           | 26           | +8              | +7              | +0                  | +15                             | +17                             | +138.6%                           | 27           |
| <b>Patient &amp; Client Care</b>              | <b>173</b>   | <b>226</b>   | <b>287</b>   | <b>281</b>   | <b>278</b>   | <b>+61</b>      | <b>-9</b>       | <b>-3</b>           | <b>+52</b>                      | <b>+105</b>                     | <b>+23.2%</b>                     | <b>310</b>   |

| Croom Orthopaedic SEP 2024               | WTE DEC 2019 | WTE DEC 2022 | WTE DEC 2023 | WTE AUG 2024 | WTE SEP 2024 | WTE Change 2023 | WTE Change 2024 | WTE Change AUG 2024 | WTE Change Dec 2022 to SEP 2024 | WTE Change Dec 2019 to SEP 2024 | % WTE Change Dec 2022 to SEP 2024 | No. SEP 2024 |
|--|--------------|--------------|--------------|--------------|--------------|-----------------|-----------------|---------------------|---------------------------------|---------------------------------|-----------------------------------|--------------|
| <b>Total Croom Orthopaedic</b>           | <b>156</b>   | <b>303</b>   | <b>320</b>   | <b>307</b>   | <b>309</b>   | <b>+17</b>      | <b>-11</b>      | <b>+2</b>           | <b>+6</b>                       | <b>+153</b>                     | <b>+1.8%</b>                      | <b>335</b>   |
| Consultants                              | 5            | 12           | 12           | 11           | 12           | +0              | +1              | +2                  | +1                              | +8                              | +7.0%                             | 13           |
| Registrars                               | 3            | 12           | 13           | 12           | 12           | +1              | -1              | +0                  | +0                              | +9                              | +1.0%                             | 13           |
| SHO/ Interns                             | 5            | 12           | 11           | 9            | 9            | -1              | -2              | +0                  | -3                              | +4                              | -24.2%                            | 9            |
| <b>Medical &amp; Dental</b>              | <b>13</b>    | <b>35</b>    | <b>36</b>    | <b>31</b>    | <b>34</b>    | <b>+0</b>       | <b>-2</b>       | <b>+2</b>           | <b>-2</b>                       | <b>+21</b>                      | <b>-5.5%</b>                      | <b>35</b>    |
| Nurse/ Midwife Manager                   | 14           | 27           | 28           | 27           | 28           | +0              | +0              | +1                  | +1                              | +14                             | +2.7%                             | 29           |
| Nurse/ Midwife Specialist & AN/MP        | 6            | 10           | 11           | 10           | 11           | +1              | -0              | +0                  | +1                              | +5                              | +10.7%                            | 11           |
| Staff Nurse/ Staff Midwife               | 50           | 90           | 87           | 83           | 82           | -3              | -5              | -1                  | -8                              | +32                             | -8.4%                             | 93           |
| Nursing/ Midwifery awaiting registration |              | 1            |              |              |              | -1              |                 |                     | -1                              |                                 | -100.0%                           |              |



| Croom Orthopaedic SEP 2024                    | WTE DEC 2019 | WTE DEC 2022 | WTE DEC 2023 | WTE AUG 2024 | WTE SEP 2024 | WTE Change 2023 | WTE Change 2024 | WTE Change AUG 2024 | WTE Change Dec 2022 to SEP 2024 | WTE Change Dec 2019 to SEP 2024 | % WTE Change Dec 2022 to SEP 2024 | No. SEP 2024 |
|---|--------------|--------------|--------------|--------------|--------------|-----------------|-----------------|---------------------|---------------------------------|---------------------------------|-----------------------------------|--------------|
| <b>Total Croom Orthopaedic</b>                | <b>156</b>   | <b>303</b>   | <b>320</b>   | <b>307</b>   | <b>309</b>   | <b>+17</b>      | <b>-11</b>      | <b>+2</b>           | <b>+6</b>                       | <b>+153</b>                     | <b>+1.8%</b>                      | <b>335</b>   |
| Nursing/ Midwifery Student                    |              | 1            |              |              |              | -1              |                 |                     | -1                              |                                 | -100.0%                           |              |
| <b>Nursing &amp; Midwifery</b>                | <b>70</b>    | <b>128</b>   | <b>125</b>   | <b>121</b>   | <b>121</b>   | <b>-2</b>       | <b>-5</b>       | <b>+0</b>           | <b>-7</b>                       | <b>+51</b>                      | <b>-5.3%</b>                      | <b>133</b>   |
| Physiotherapists                              |              | 5            | 10           | 10           | 9            | +4              | 0               | 0                   | 4                               | +9                              | +77.6%                            | 11           |
| Therapy Professions                           |              | 5            | 10           | 10           | 9            | +4              | -0              | -0                  | +4                              | +9                              | +77.6%                            | 11           |
| Health Science/ Diagnostics                   | 1            | 1            | 1            | 1            | 1            | -0              | +0              | +0                  | -0                              | -0                              | -14.9%                            | 1            |
| H&SC, Other                                   |              |              |              | 1            | 1            |                 | +1              | +0                  | +1                              | +1                              | -100.0%                           | 1            |
| <b>Health &amp; Social Care Professionals</b> | <b>1</b>     | <b>6</b>     | <b>10</b>    | <b>12</b>    | <b>11</b>    | <b>+4</b>       | <b>+1</b>       | <b>-0</b>           | <b>+5</b>                       | <b>+10</b>                      | <b>+79.7%</b>                     | <b>13</b>    |
| Administrative/ Supervisory (V to VII)        | 2            | 5            | 4            | 4            | 4            | -1              | -0              | -0                  | -1                              | +2                              | -18.0%                            | 4            |
| Clerical (III & IV)                           | 15           | 29           | 34           | 31           | 32           | +5              | -2              | +1                  | +4                              | +17                             | +12.2%                            | 37           |
| <b>Management &amp; Administrative</b>        | <b>17</b>    | <b>34</b>    | <b>38</b>    | <b>35</b>    | <b>36</b>    | <b>+4</b>       | <b>-2</b>       | <b>+1</b>           | <b>+3</b>                       | <b>+19</b>                      | <b>+8.0%</b>                      | <b>41</b>    |
| Support                                       | 7            | 49           | 38           | 36           | 35           | -11             | -4              | -1                  | -15                             | +27                             | -29.6%                            | 36           |
| Maintenance/ Technical                        | 2            | 1            | 1            | 1            | 1            | +0              | +0              | +0                  | +0                              | -1                              | +1.0%                             | 1            |
| <b>General Support</b>                        | <b>9</b>     | <b>50</b>    | <b>39</b>    | <b>37</b>    | <b>36</b>    | <b>-11</b>      | <b>-4</b>       | <b>-1</b>           | <b>-15</b>                      | <b>+26</b>                      | <b>-29.0%</b>                     | <b>37</b>    |
| Health Care Assistants                        | 44           | 49           | 70           | 70           | 71           | +21             | +1              | +1                  | +22                             | +27                             | +45.4%                            | 76           |
| Care, other                                   | 1            | 1            | 1            | 1            | 1            | -0              | -1              | -1                  | -1                              | -1                              | -100.0%                           |              |
| <b>Patient &amp; Client Care</b>              | <b>45</b>    | <b>50</b>    | <b>71</b>    | <b>71</b>    | <b>71</b>    | <b>+21</b>      | <b>+0</b>       | <b>-0</b>           | <b>+21</b>                      | <b>+26</b>                      | <b>+42.5%</b>                     | <b>76</b>    |

| DMHG HQ SEP 2024                              | WTE DEC 2019 | WTE DEC 2022 | WTE DEC 2023 | WTE AUG 2024 | WTE SEP 2024 | WTE Change 2023 | WTE Change 2024 | WTE Change AUG 2024 | WTE Change Dec 2022 to SEP 2024 | WTE Change Dec 2019 to SEP 2024 | % WTE Change Dec 2022 to SEP 2024 | No. SEP 2024 |
|---|--------------|--------------|--------------|--------------|--------------|-----------------|-----------------|---------------------|---------------------------------|---------------------------------|-----------------------------------|--------------|
| <b>Total DMHG HQ</b>                          | <b>33</b>    | <b>59</b>    | <b>76</b>    | <b>77</b>    | <b>74</b>    | <b>+17</b>      | <b>-2</b>       | <b>-3</b>           | <b>+15</b>                      | <b>+41</b>                      | <b>+26.0%</b>                     | <b>79</b>    |
| Nurse/ Midwife Manager                        | 3            | 6            | 8            | 6            | 6            | +2              | -3              | -0                  | -1                              | +3                              | -12.3%                            | 6            |
| <b>Nursing &amp; Midwifery</b>                | <b>3</b>     | <b>6</b>     | <b>8</b>     | <b>6</b>     | <b>6</b>     | <b>+2</b>       | <b>-3</b>       | <b>-0</b>           | <b>-1</b>                       | <b>+3</b>                       | <b>-12.3%</b>                     | <b>6</b>     |
| H&SC, Other                                   |              |              | 1            | 0            | 0            | +1              | -0              | +0                  | +0                              | +0                              | -100.0%                           | 1            |
| <b>Health &amp; Social Care Professionals</b> |              |              | <b>1</b>     | <b>0</b>     | <b>0</b>     | <b>+1</b>       | <b>-0</b>       | <b>+0</b>           | <b>+0</b>                       | <b>+0</b>                       | <b>-100.0%</b>                    | <b>1</b>     |
| Management (VIII & above)                     | 15           | 16           | 19           | 18           | 15           | +3              | -4              | -2                  | -1                              | +1                              | -4.9%                             | 16           |
| Administrative/ Supervisory (V to VII)        | 16           | 28           | 39           | 42           | 42           | +11             | +3              | -0                  | +14                             | +26                             | +50.8%                            | 43           |
| Clerical (III & IV)                           |              | 8            | 9            | 11           | 11           | +0              | +2              | -0                  | +3                              | +11                             | +30.2%                            | 13           |
| <b>Management &amp; Administrative</b>        | <b>30</b>    | <b>52</b>    | <b>67</b>    | <b>71</b>    | <b>68</b>    | <b>+14</b>      | <b>+2</b>       | <b>-2</b>           | <b>+16</b>                      | <b>+38</b>                      | <b>+30.2%</b>                     | <b>72</b>    |

| Ennis SEP 2024                    | WTE DEC 2019 | WTE DEC 2022 | WTE DEC 2023 | WTE AUG 2024 | WTE SEP 2024 | WTE Change 2023 | WTE Change 2024 | WTE Change AUG 2024 | WTE Change Dec 2022 to SEP 2024 | WTE Change Dec 2019 to SEP 2024 | % WTE Change Dec 2022 to SEP 2024 | No. SEP 2024 |
|-----------------------------------|--------------|--------------|--------------|--------------|--------------|-----------------|-----------------|---------------------|---------------------------------|---------------------------------|-----------------------------------|--------------|
| <b>Total Ennis</b>                | <b>235</b>   | <b>257</b>   | <b>273</b>   | <b>286</b>   | <b>285</b>   | <b>+16</b>      | <b>+13</b>      | <b>-1</b>           | <b>+28</b>                      | <b>+50</b>                      | <b>+11.1%</b>                     | <b>323</b>   |
| Consultants                       | 8            | 8            | 9            | 9            | 10           | +1              | +0              | +0                  | +2                              | +2                              | +19.6%                            | 11           |
| Registrars                        | 3            | 5            | 6            | 6            | 6            | +1              | +0              | +0                  | +1                              | +3                              | +29.3%                            | 6            |
| SHO/ Interns                      | 5            | 9            | 11           | 11           | 11           | +2              | -0              | +0                  | +2                              | +6                              | +22.5%                            | 11           |
| <b>Medical &amp; Dental</b>       | <b>16</b>    | <b>21</b>    | <b>26</b>    | <b>26</b>    | <b>26</b>    | <b>+5</b>       | <b>+0</b>       | <b>+1</b>           | <b>+5</b>                       | <b>+11</b>                      | <b>+22.9%</b>                     | <b>28</b>    |
| Nurse/ Midwife Manager            | 27           | 29           | 28           | 28           | 28           | -1              | -1              | -1                  | -2                              | +1                              | -5.9%                             | 30           |
| Nurse/ Midwife Specialist & AN/MP | 2            | 7            | 9            | 11           | 11           | +2              | +2              | -0                  | +4                              | +9                              | +53.0%                            | 11           |
| Staff Nurse/ Staff Midwife        | 79           | 76           | 77           | 86           | 84           | +1              | +7              | -2                  | +8                              | +5                              | +11.1%                            | 102          |
| <b>Nursing &amp; Midwifery</b>    | <b>108</b>   | <b>112</b>   | <b>114</b>   | <b>125</b>   | <b>123</b>   | <b>+2</b>       | <b>+8</b>       | <b>-3</b>           | <b>+10</b>                      | <b>+15</b>                      | <b>+9.2%</b>                      | <b>143</b>   |
| Physiotherapists                  | 5            | 5            | 6            | 5            | 6            | +1              | 0               | +0                  | 1                               | +0                              | +20.0%                            | 7            |
| Therapy Professions               | 5            | 5            | 6            | 5            | 6            | +1              | +0              | +0                  | +1                              | +0                              | +20.0%                            | 7            |
| Health Science/ Diagnostics       | 15           | 15           | 17           | 19           | 20           | +2              | +3              | +1                  | +5                              | +5                              | +35.4%                            | 24           |
| Pharmacy                          | 2            | 3            | 2            | 2            | 2            | -1              | +1              | -0                  | -0                              | +0                              | -16.8%                            | 3            |





| Ennis SEP 2024                         | WTE DEC 2019 | WTE DEC 2022 | WTE DEC 2023 | WTE AUG 2024 | WTE SEP 2024 | WTE Change 2023 | WTE Change 2024 | WTE Change AUG 2024 | WTE Change Dec 2022 to SEP 2024 | WTE Change Dec 2019 to SEP 2024 | % WTE Change Dec 2022 to SEP 2024 | No. SEP 2024 |
|--|--------------|--------------|--------------|--------------|--------------|-----------------|-----------------|---------------------|---------------------------------|---------------------------------|-----------------------------------|--------------|
| <b>Total Ennis</b>                     | <b>235</b>   | <b>257</b>   | <b>273</b>   | <b>286</b>   | <b>285</b>   | <b>+16</b>      | <b>+13</b>      | <b>-1</b>           | <b>+28</b>                      | <b>+50</b>                      | <b>+11.1%</b>                     | <b>323</b>   |
| Health & Social Care Professionals     | 22           | 22           | 24           | 26           | 28           | +2              | +4              | +1                  | +6                              | +6                              | +26.1%                            | 34           |
| Management (VIII & above)              |              |              |              |              | 1            |                 | +1              | +1                  | +1                              | +1                              | -100.0%                           | 1            |
| Administrative/ Supervisory (V to VII) | 2            | 4            | 4            | 4            | 4            | -1              | +0              | +0                  | -1                              | +2                              | -11.2%                            | 4            |
| Clerical (III & IV)                    | 42           | 40           | 41           | 37           | 36           | +1              | -5              | -1                  | -4                              | -6                              | -11.0%                            | 40           |
| <b>Management &amp; Administrative</b> | <b>44</b>    | <b>45</b>    | <b>45</b>    | <b>41</b>    | <b>41</b>    | <b>+0</b>       | <b>-4</b>       | <b>-0</b>           | <b>-4</b>                       | <b>-3</b>                       | <b>-8.7%</b>                      | <b>45</b>    |
| Support                                | 14           | 45           | 47           | 49           | 49           | +1              | +2              | -0                  | +3                              | +35                             | +7.0%                             | 53           |
| <b>General Support</b>                 | <b>14</b>    | <b>45</b>    | <b>47</b>    | <b>49</b>    | <b>49</b>    | <b>+1</b>       | <b>+2</b>       | <b>-0</b>           | <b>+3</b>                       | <b>+35</b>                      | <b>+7.0%</b>                      | <b>53</b>    |
| Health Care Assistants                 | 32           | 11           | 17           | 19           | 19           | +6              | +3              | +0                  | +8                              | -13                             | +74.9%                            | 20           |
| <b>Patient &amp; Client Care</b>       | <b>32</b>    | <b>11</b>    | <b>17</b>    | <b>19</b>    | <b>19</b>    | <b>+6</b>       | <b>+3</b>       | <b>+0</b>           | <b>+8</b>                       | <b>-13</b>                      | <b>+74.9%</b>                     | <b>20</b>    |

| Galway University SEP 2024                    | WTE DEC 2019 | WTE DEC 2022 | WTE DEC 2023 | WTE AUG 2024 | WTE SEP 2024 | WTE Change 2023 | WTE Change 2024 | WTE Change AUG 2024 | WTE Change Dec 2022 to SEP 2024 | WTE Change Dec 2019 to SEP 2024 | % WTE Change Dec 2022 to SEP 2024 | No. SEP 2024 |
|---|--------------|--------------|--------------|--------------|--------------|-----------------|-----------------|---------------------|---------------------------------|---------------------------------|-----------------------------------|--------------|
| <b>Total Galway University</b>                | <b>3,607</b> | <b>4,280</b> | <b>4,548</b> | <b>4,456</b> | <b>4,449</b> | <b>+268</b>     | <b>-99</b>      | <b>-7</b>           | <b>+169</b>                     | <b>+842</b>                     | <b>+4.0%</b>                      | <b>4,923</b> |
| Consultants                                   | 229          | 254          | 271          | 281          | 281          | +17             | +10             | +1                  | +28                             | +52                             | +10.9%                            | 307          |
| Registrars                                    | 205          | 235          | 246          | 257          | 262          | +11             | +15             | +4                  | +26                             | +56                             | +11.1%                            | 268          |
| SHO/ Interns                                  | 222          | 278          | 290          | 302          | 305          | +12             | +14             | +3                  | +26                             | +82                             | +9.4%                             | 311          |
| Medical/ Dental, other                        | 4            | 6            | 6            | 14           | 14           | +1              | +8              | +1                  | +9                              | +10                             | +157.4%                           | 31           |
| <b>Medical &amp; Dental</b>                   | <b>661</b>   | <b>773</b>   | <b>814</b>   | <b>854</b>   | <b>862</b>   | <b>+41</b>      | <b>+48</b>      | <b>+8</b>           | <b>+89</b>                      | <b>+201</b>                     | <b>+11.5%</b>                     | <b>917</b>   |
| Nurse/ Midwife Manager                        | 189          | 236          | 260          | 249          | 247          | +23             | -13             | -2                  | +10                             | +57                             | +4.3%                             | 264          |
| Nurse/ Midwife Specialist & AN/MP             | 86           | 122          | 137          | 142          | 140          | +16             | +3              | -2                  | +19                             | +55                             | +15.6%                            | 154          |
| Staff Nurse/ Staff Midwife                    | 1,107        | 1,234        | 1,390        | 1,305        | 1,297        | +157            | -93             | -8                  | +63                             | +190                            | +5.1%                             | 1,451        |
| Public Health Nurse                           | 1            |              |              |              |              |                 |                 |                     |                                 | -1                              | -100.0%                           |              |
| Nursing/ Midwifery awaiting registration      | 8            | 85           | 15           |              | 23           | -70             | 8               | +23                 | -62                             | +16                             | -72.8%                            | 24           |
| Pre-registration Nurse/ Midwife Intern        | 1            | 4            | 1            | 40           | 30           | -3              | 29              | -9                  | 26                              | +29                             | +594.7%                           | 58           |
| Post-registration Nurse/ Midwife Student      | 12           | 8            | 9            | 8            | 7            | +1              | -2              | -1                  | -1                              | -5                              | -13.2%                            | 7            |
| Nursing/ Midwifery Student                    | 21           | 98           | 25           | 48           | 61           | -73             | +36             | +13                 | -37                             | +39                             | -38.0%                            | 89           |
| Nursing/ Midwifery other                      | 10           | 11           | 16           | 15           | 13           | +5              | -3              | -2                  | +2                              | +3                              | +17.4%                            | 16           |
| <b>Nursing &amp; Midwifery</b>                | <b>1,415</b> | <b>1,700</b> | <b>1,828</b> | <b>1,758</b> | <b>1,757</b> | <b>+128</b>     | <b>-71</b>      | <b>-0</b>           | <b>+57</b>                      | <b>+342</b>                     | <b>+3.4%</b>                      | <b>1,974</b> |
| Dietitians                                    | 14           | 19           | 22           | 20           | 21           | +2              | -1              | +1                  | 1                               | +6                              | +7.6%                             | 23           |
| Occupational Therapists                       | 22           | 31           | 34           | 34           | 34           | +3              | 0               | -1                  | 2                               | +11                             | +7.7%                             | 38           |
| Physiotherapists                              | 62           | 85           | 88           | 86           | 86           | +3              | -2              | 0                   | 1                               | +23                             | +1.0%                             | 95           |
| Podiatrists & Chiropodists                    | 1            | 2            | 2            | 3            | 3            | +0              | 1               | 0                   | 1                               | +2                              | +50.3%                            | 3            |
| Speech & Language Therapists                  | 7            | 12           | 13           | 13           | 12           | +1              | -1              | -1                  | 0                               | +5                              | -2.6%                             | 14           |
| Orthoptists                                   | 3            | 2            | 1            | 1            | 2            | -1              | 1               | +1                  | 0                               | -1                              | +0.5%                             | 2            |
| Therapy Professions                           | 109          | 152          | 160          | 157          | 157          | +8              | -3              | -0                  | +5                              | +48                             | +3.6%                             | 175          |
| Health Science/ Diagnostics                   | 295          | 340          | 347          | 349          | 348          | +7              | +1              | -1                  | +8                              | +53                             | +2.3%                             | 390          |
| Social Care                                   | 2            | 2            | 2            | 2            | 2            | -0              | -0              | -0                  | -0                              | -0                              | -4.1%                             | 3            |
| Pharmacy                                      | 46           | 71           | 69           | 69           | 68           | -2              | -1              | -1                  | -3                              | +22                             | -4.0%                             | 77           |
| Psychologists                                 | 1            | 2            | 6            | 5            | 6            | +4              | -0              | +0                  | +4                              | +5                              | +175.0%                           | 7            |
| Social Workers                                | 19           | 28           | 35           | 34           | 34           | +7              | -1              | -0                  | +6                              | +15                             | +19.4%                            | 37           |
| H&SC, Other                                   | 10           | 17           | 22           | 12           | 9            | +4              | -12             | -2                  | -8                              | -1                              | -45.5%                            | 19           |
| <b>Health &amp; Social Care Professionals</b> | <b>483</b>   | <b>613</b>   | <b>642</b>   | <b>629</b>   | <b>625</b>   | <b>+28</b>      | <b>-17</b>      | <b>-4</b>           | <b>+11</b>                      | <b>+142</b>                     | <b>+1.9%</b>                      | <b>708</b>   |
| Management (VIII & above)                     | 11           | 12           | 13           | 12           | 12           | +1              | -1              | +0                  | -0                              | +1                              | -0.3%                             | 12           |
| Administrative/ Supervisory (V to VII)        | 96           | 133          | 153          | 146          | 147          | +20             | -7              | +0                  | +13                             | +51                             | +10.0%                            | 156          |
| Clerical (III & IV)                           | 390          | 449          | 486          | 462          | 455          | +38             | -31             | -7                  | +6                              | +65                             | +1.3%                             | 511          |
| <b>Management &amp; Administrative</b>        | <b>496</b>   | <b>594</b>   | <b>652</b>   | <b>620</b>   | <b>613</b>   | <b>+58</b>      | <b>-39</b>      | <b>-7</b>           | <b>+19</b>                      | <b>+117</b>                     | <b>+3.2%</b>                      | <b>679</b>   |
| Support                                       | 236          | 253          | 248          | 251          | 250          | -5              | +2              | -1                  | -3                              | +14                             | -1.3%                             | 269          |
| Maintenance/ Technical                        | 36           | 36           | 34           | 33           | 34           | -2              | -0              | +1                  | -2                              | -2                              | -5.5%                             | 35           |
| <b>General Support</b>                        | <b>271</b>   | <b>289</b>   | <b>282</b>   | <b>284</b>   | <b>284</b>   | <b>-7</b>       | <b>+2</b>       | <b>-1</b>           | <b>-5</b>                       | <b>+12</b>                      | <b>-1.8%</b>                      | <b>304</b>   |



| Galway University SEP 2024     | WTE DEC 2019 | WTE DEC 2022 | WTE DEC 2023 | WTE AUG 2024 | WTE SEP 2024 | WTE Change 2023 | WTE Change 2024 | WTE Change AUG 2024 | WTE Change Dec 2022 to SEP 2024 | WTE Change Dec 2019 to SEP 2024 | % WTE Change Dec 2022 to SEP 2024 | No. SEP 2024 |
|--------------------------------|--------------|--------------|--------------|--------------|--------------|-----------------|-----------------|---------------------|---------------------------------|---------------------------------|-----------------------------------|--------------|
| <b>Total Galway University</b> | <b>3,607</b> | <b>4,280</b> | <b>4,548</b> | <b>4,456</b> | <b>4,449</b> | <b>+268</b>     | <b>-99</b>      | <b>-7</b>           | <b>+169</b>                     | <b>+842</b>                     | <b>+4.0%</b>                      | <b>4,923</b> |
| Health Care Assistants         | 265          | 295          | 309          | 289          | 286          | +14             | -22             | -2                  | -8                              | +21                             | -2.8%                             | 318          |
| Care, other                    | 15           | 16           | 21           | 22           | 22           | +6              | +0              | -1                  | +6                              | +7                              | +39.3%                            | 23           |
| Patient & Client Care          | 280          | 310          | 330          | 311          | 308          | +20             | -22             | -3                  | -2                              | +28                             | -0.7%                             | 341          |

| IEHG Bank SEP 2024                            | WTE DEC 2019 | WTE DEC 2022 | WTE DEC 2023 | WTE AUG 2024 | WTE SEP 2024 | WTE Change 2023 | WTE Change 2024 | WTE Change AUG 2024 | WTE Change Dec 2022 to SEP 2024 | WTE Change Dec 2019 to SEP 2024 | % WTE Change Dec 2022 to SEP 2024 | No. SEP 2024 |
|---|--------------|--------------|--------------|--------------|--------------|-----------------|-----------------|---------------------|---------------------------------|---------------------------------|-----------------------------------|--------------|
| <b>Total IEHG Bank</b>                        |              | <b>23</b>    | <b>38</b>    | <b>26</b>    | <b>26</b>    | <b>+15</b>      | <b>-13</b>      | <b>0</b>            | <b>+3</b>                       | <b>+26</b>                      | <b>+12.3%</b>                     | <b>36</b>    |
| Nurse/ Midwife Manager                        |              |              | 0            | 0            | 1            | +0              | +0              | +0                  | +1                              | +1                              | -100.0%                           | 1            |
| Nurse/ Midwife Specialist & AN/MP             |              |              | 0            |              |              | +0              | -0              |                     |                                 |                                 | -100.0%                           |              |
| Staff Nurse/ Staff Midwife                    |              | 23           | 37           | 24           | 24           | +15             | -13             | -0                  | +1                              | +24                             | +4.8%                             | 32           |
| <b>Nursing &amp; Midwifery</b>                |              | <b>23</b>    | <b>38</b>    | <b>25</b>    | <b>24</b>    | <b>+15</b>      | <b>-14</b>      | <b>-0</b>           | <b>+2</b>                       | <b>+24</b>                      | <b>+7.1%</b>                      | <b>33</b>    |
| Health Science/ Diagnostics                   |              |              | 0            | 2            | 1            | +0              | +1              | -0                  | +1                              | +1                              | -100.0%                           | 2            |
| <b>Health &amp; Social Care Professionals</b> |              |              | <b>0</b>     | <b>2</b>     | <b>1</b>     | <b>+0</b>       | <b>+1</b>       | <b>-0</b>           | <b>+1</b>                       | <b>+1</b>                       | <b>-100.0%</b>                    | <b>2</b>     |
| Health Care Assistants                        |              | 0            | 0            | 0            | 0            | +0              | +0              | +0                  | +0                              | +0                              | +8.6%                             | 1            |
| <b>Patient &amp; Client Care</b>              |              | <b>0</b>     | <b>0</b>     | <b>0</b>     | <b>0</b>     | <b>+0</b>       | <b>+0</b>       | <b>+0</b>           | <b>+0</b>                       | <b>+0</b>                       | <b>+8.6%</b>                      | <b>1</b>     |

| IEHG HQ SEP 2024                              | WTE DEC 2019 | WTE DEC 2022 | WTE DEC 2023 | WTE AUG 2024 | WTE SEP 2024 | WTE Change 2023 | WTE Change 2024 | WTE Change AUG 2024 | WTE Change Dec 2022 to SEP 2024 | WTE Change Dec 2019 to SEP 2024 | % WTE Change Dec 2022 to SEP 2024 | No. SEP 2024 |
|---|--------------|--------------|--------------|--------------|--------------|-----------------|-----------------|---------------------|---------------------------------|---------------------------------|-----------------------------------|--------------|
| <b>Total IEHG HQ</b>                          | <b>30</b>    | <b>78</b>    | <b>75</b>    | <b>65</b>    | <b>62</b>    | <b>-3</b>       | <b>-14</b>      | <b>-4</b>           | <b>-16</b>                      | <b>+32</b>                      | <b>-20.8%</b>                     | <b>66</b>    |
| Nurse/ Midwife Manager                        | 3            | 8            | 9            | 9            | 9            | +1              | -0              | -0                  | +1                              | +6                              | +10.2%                            | 9            |
| <b>Nursing &amp; Midwifery</b>                | <b>3</b>     | <b>8</b>     | <b>9</b>     | <b>9</b>     | <b>9</b>     | <b>+1</b>       | <b>-0</b>       | <b>-0</b>           | <b>+1</b>                       | <b>+6</b>                       | <b>+10.2%</b>                     | <b>9</b>     |
| Health Science/ Diagnostics                   | 1            | 1            | 1            | 1            | 1            | +0              | +0              | +0                  | +0                              | +0                              | +1.0%                             | 1            |
| Pharmacy                                      |              |              | 1            |              |              | +1              | -1              |                     |                                 |                                 | -100.0%                           |              |
| Social Workers                                |              |              | 1            |              |              | +1              | -1              |                     |                                 |                                 | -100.0%                           |              |
| H&SC, Other                                   |              | 5            | 3            | 0            | 0            | -2              | -3              | -0                  | -5                              | +0                              | -98.4%                            | 1            |
| <b>Health &amp; Social Care Professionals</b> | <b>1</b>     | <b>6</b>     | <b>6</b>     | <b>1</b>     | <b>1</b>     | <b>-1</b>       | <b>-5</b>       | <b>-0</b>           | <b>-5</b>                       | <b>+0</b>                       | <b>-82.4%</b>                     | <b>2</b>     |
| Management (VIII & above)                     | 6            | 26           | 25           | 22           | 21           | -1              | -5              | -2                  | -6                              | +15                             | -22.4%                            | 22           |
| Administrative/ Supervisory (V to VII)        | 17           | 34           | 33           | 31           | 29           | -1              | -4              | -2                  | -5                              | +12                             | -14.7%                            | 31           |
| Clerical (III & IV)                           | 2            | 3            | 3            | 2            | 2            | -0              | -1              | +0                  | -1                              | -0                              | -32.7%                            | 2            |
| <b>Management &amp; Administrative</b>        | <b>25</b>    | <b>64</b>    | <b>60</b>    | <b>55</b>    | <b>52</b>    | <b>-3</b>       | <b>-9</b>       | <b>-3</b>           | <b>-12</b>                      | <b>+27</b>                      | <b>-18.8%</b>                     | <b>55</b>    |
| Maintenance/ Technical                        | 1            |              |              |              |              |                 |                 |                     |                                 | -1                              | -100.0%                           |              |
| <b>General Support</b>                        | <b>1</b>     |              |              |              |              |                 |                 |                     |                                 | <b>-1</b>                       | <b>-100.0%</b>                    |              |

| Letterkenny University SEP 2024     | WTE DEC 2019 | WTE DEC 2022 | WTE DEC 2023 | WTE AUG 2024 | WTE SEP 2024 | WTE Change 2023 | WTE Change 2024 | WTE Change AUG 2024 | WTE Change Dec 2022 to SEP 2024 | WTE Change Dec 2019 to SEP 2024 | % WTE Change Dec 2022 to SEP 2024 | No. SEP 2024 |
|-------------------------------------|--------------|--------------|--------------|--------------|--------------|-----------------|-----------------|---------------------|---------------------------------|---------------------------------|-----------------------------------|--------------|
| <b>Total Letterkenny University</b> | <b>1,607</b> | <b>2,089</b> | <b>2,204</b> | <b>2,205</b> | <b>2,198</b> | <b>+116</b>     | <b>-6</b>       | <b>-6</b>           | <b>+110</b>                     | <b>+591</b>                     | <b>+5.3%</b>                      | <b>2,449</b> |
| Consultants                         | 58           | 68           | 73           | 80           | 80           | +5              | +7              | +0                  | +12                             | +22                             | +17.5%                            | 83           |
| Registrars                          | 63           | 63           | 67           | 79           | 78           | +3              | +12             | -1                  | +15                             | +15                             | +23.4%                            | 79           |
| SHO/ Interns                        | 87           | 106          | 118          | 111          | 115          | +12             | -4              | +4                  | +8                              | +28                             | +7.9%                             | 117          |



| Letterkenny University SEP 2024               | WTE DEC 2019 | WTE DEC 2022 | WTE DEC 2023 | WTE AUG 2024 | WTE SEP 2024 | WTE Change 2023 | WTE Change 2024 | WTE Change AUG 2024 | WTE Change Dec 2022 to SEP 2024 | WTE Change Dec 2019 to SEP 2024 | % WTE Change Dec 2022 to SEP 2024 | No. SEP 2024 |
|---|--------------|--------------|--------------|--------------|--------------|-----------------|-----------------|---------------------|---------------------------------|---------------------------------|-----------------------------------|--------------|
| <b>Total Letterkenny University</b>           | <b>1,607</b> | <b>2,089</b> | <b>2,204</b> | <b>2,205</b> | <b>2,198</b> | <b>+116</b>     | <b>-6</b>       | <b>-6</b>           | <b>+110</b>                     | <b>+591</b>                     | <b>+5.3%</b>                      | <b>2,449</b> |
| Medical/ Dental, other                        |              | 0            | 1            | 1            | 1            | +0              | +0              | +0                  | +0                              | +1                              | +93.2%                            | 1            |
| <b>Medical &amp; Dental</b>                   | <b>208</b>   | <b>238</b>   | <b>259</b>   | <b>270</b>   | <b>274</b>   | <b>+20</b>      | <b>+15</b>      | <b>+3</b>           | <b>+36</b>                      | <b>+66</b>                      | <b>+14.9%</b>                     | <b>280</b>   |
| Nurse/ Midwife Manager                        | 100          | 132          | 153          | 141          | 140          | +21             | -12             | -1                  | +8                              | +40                             | +6.4%                             | 153          |
| Nurse/ Midwife Specialist & AN/MP             | 38           | 52           | 62           | 69           | 68           | +9              | +7              | -0                  | +16                             | +30                             | +30.7%                            | 73           |
| Staff Nurse/ Staff Midwife                    | 448          | 614          | 625          | 623          | 611          | +11             | -14             | -12                 | -3                              | +164                            | -0.5%                             | 709          |
| Nursing/ Midwifery awaiting registration      | 7            | 6            |              |              | 25           | -6              | 25              | +25                 | 19                              | +18                             | +297.9%                           | 26           |
| Pre-registration Nurse/ Midwife Intern        |              | 1            |              | 17           | 4            | -1              | 4               | -13                 | 3                               | +4                              | +305.1%                           | 8            |
| Nursing/ Midwifery Student                    | 7            | 7            |              | 17           | 29           | -7              | +29             | +12                 | +22                             | +22                             | +298.9%                           | 34           |
| Nursing/ Midwifery other                      | 3            | 4            | 4            | 8            | 8            | +0              | +4              | +0                  | +4                              | +5                              | +114.3%                           | 9            |
| <b>Nursing &amp; Midwifery</b>                | <b>597</b>   | <b>810</b>   | <b>843</b>   | <b>858</b>   | <b>857</b>   | <b>+34</b>      | <b>+14</b>      | <b>-1</b>           | <b>+48</b>                      | <b>+260</b>                     | <b>+5.9%</b>                      | <b>978</b>   |
| Dietitians                                    | 7            | 8            | 8            | 10           | 10           | +0              | 3               | +0                  | 3                               | +4                              | +38.5%                            | 12           |
| Occupational Therapists                       | 10           | 14           | 17           | 17           | 18           | +4              | 1               | +1                  | 4                               | +8                              | +31.5%                            | 19           |
| Physiotherapists                              | 19           | 24           | 24           | 25           | 24           | 0               | 0               | 0                   | 0                               | +5                              | -0.8%                             | 26           |
| Podiatrists & Chiropodists                    | 1            | 1            | 1            | 1            | 1            | 0               | 0               | +0                  | 0                               | +0                              | +1.0%                             | 1            |
| Speech & Language Therapists                  | 2            | 4            | 2            | 2            | 3            | -1              | 0               | +0                  | -1                              | +1                              | -30.0%                            | 3            |
| Therapy Professions                           | 38           | 50           | 53           | 55           | 56           | +3              | +3              | +1                  | +6                              | +18                             | +11.7%                            | 61           |
| Health Science/ Diagnostics                   | 91           | 110          | 111          | 113          | 113          | +2              | +2              | -1                  | +3                              | +22                             | +2.9%                             | 124          |
| Pharmacy                                      | 21           | 33           | 45           | 45           | 45           | +13             | -1              | -0                  | +12                             | +24                             | +37.3%                            | 49           |
| Social Workers                                | 1            | 3            | 3            | 3            | 3            | +0              | -0              | +0                  | -0                              | +2                              | -2.0%                             | 3            |
| H&SC, Other                                   | 2            | 3            | 5            |              | 0            | +2              | -5              | +0                  | -2                              | -1                              | -85.7%                            | 1            |
| <b>Health &amp; Social Care Professionals</b> | <b>153</b>   | <b>198</b>   | <b>218</b>   | <b>216</b>   | <b>217</b>   | <b>+19</b>      | <b>-0</b>       | <b>+1</b>           | <b>+19</b>                      | <b>+65</b>                      | <b>+9.5%</b>                      | <b>238</b>   |
| Management (VIII & above)                     | 6            | 7            | 8            | 8            | 8            | +1              | -0              | +0                  | +1                              | +2                              | +8.5%                             | 8            |
| Administrative/ Supervisory (V to VII)        | 25           | 54           | 67           | 63           | 61           | +13             | -6              | -2                  | +7                              | +35                             | +13.2%                            | 63           |
| Clerical (III & IV)                           | 192          | 245          | 257          | 252          | 250          | +13             | -7              | -2                  | +5                              | +58                             | +2.2%                             | 277          |
| <b>Management &amp; Administrative</b>        | <b>223</b>   | <b>305</b>   | <b>332</b>   | <b>323</b>   | <b>318</b>   | <b>+27</b>      | <b>-14</b>      | <b>-5</b>           | <b>+13</b>                      | <b>+95</b>                      | <b>+4.2%</b>                      | <b>348</b>   |
| Support                                       | 233          | 260          | 258          | 257          | 251          | -2              | -7              | -6                  | -9                              | +18                             | -3.5%                             | 280          |
| Maintenance/ Technical                        | 14           | 15           | 16           | 13           | 13           | +1              | -3              | -0                  | -2                              | -1                              | -14.6%                            | 13           |
| <b>General Support</b>                        | <b>246</b>   | <b>275</b>   | <b>273</b>   | <b>270</b>   | <b>264</b>   | <b>-1</b>       | <b>-10</b>      | <b>-6</b>           | <b>-11</b>                      | <b>+17</b>                      | <b>-4.1%</b>                      | <b>293</b>   |
| Health Care Assistants                        | 178          | 239          | 256          | 245          | 246          | +17             | -10             | +1                  | +7                              | +68                             | +2.9%                             | 285          |
| Care, other                                   | 2            | 23           | 24           | 22           | 23           | +0              | -1              | +1                  | -1                              | +20                             | -3.5%                             | 27           |
| <b>Patient &amp; Client Care</b>              | <b>180</b>   | <b>262</b>   | <b>280</b>   | <b>267</b>   | <b>269</b>   | <b>+17</b>      | <b>-11</b>      | <b>+1</b>           | <b>+6</b>                       | <b>+88</b>                      | <b>+2.3%</b>                      | <b>312</b>   |

| Lourdes Orthopaedic Kilcreene SEP 2024     | WTE DEC 2019 | WTE DEC 2022 | WTE DEC 2023 | WTE AUG 2024 | WTE SEP 2024 | WTE Change 2023 | WTE Change 2024 | WTE Change AUG 2024 | WTE Change Dec 2022 to SEP 2024 | WTE Change Dec 2019 to SEP 2024 | % WTE Change Dec 2022 to SEP 2024 | No. SEP 2024 |
|--|--------------|--------------|--------------|--------------|--------------|-----------------|-----------------|---------------------|---------------------------------|---------------------------------|-----------------------------------|--------------|
| <b>Total Lourdes Orthopaedic Kilcreene</b> | <b>70</b>    | <b>71</b>    | <b>70</b>    | <b>68</b>    | <b>70</b>    | <b>-1</b>       | <b>+1</b>       | <b>+2</b>           | <b>-1</b>                       | <b>0</b>                        | <b>-1.3%</b>                      | <b>78</b>    |
| Consultants                                | 2            | 2            | 2            | 2            | 2            | +0              | +0              | +0                  | +0                              | +0                              | +0.0%                             | 2            |
| SHO/ Interns                               | 5            | 5            | 5            | 1            | 4            | +0              | -1              | +3                  | -1                              | -1                              | -19.2%                            | 4            |
| Medical/ Dental, other                     |              | 1            | 1            | 1            | 1            | +0              | +0              | +0                  | +0                              | +1                              | +0.0%                             | 1            |
| <b>Medical &amp; Dental</b>                | <b>7</b>     | <b>8</b>     | <b>8</b>     | <b>4</b>     | <b>7</b>     | <b>+0</b>       | <b>-1</b>       | <b>+3</b>           | <b>-1</b>                       | <b>+0</b>                       | <b>-11.9%</b>                     | <b>7</b>     |
| Nurse/ Midwife Manager                     | 7            | 7            | 6            | 5            | 6            | -1              | -0              | +1                  | -1                              | -1                              | -13.1%                            | 6            |
| Staff Nurse/ Staff Midwife                 | 29           | 33           | 33           | 36           | 35           | -0              | +3              | -1                  | +2                              | +6                              | +7.1%                             | 42           |
| <b>Nursing &amp; Midwifery</b>             | <b>37</b>    | <b>40</b>    | <b>38</b>    | <b>41</b>    | <b>41</b>    | <b>-1</b>       | <b>+3</b>       | <b>-0</b>           | <b>+1</b>                       | <b>+5</b>                       | <b>+3.7%</b>                      | <b>48</b>    |
| Administrative/ Supervisory (V to VII)     |              |              | 1            | 1            | 1            | +1              | +0              | +0                  | +1                              | +1                              | -100.0%                           | 1            |
| Clerical (III & IV)                        | 7            | 7            | 6            | 8            | 8            | -1              | +2              | +0                  | +1                              | +1                              | +13.8%                            | 8            |
| <b>Management &amp; Administrative</b>     | <b>7</b>     | <b>7</b>     | <b>7</b>     | <b>9</b>     | <b>9</b>     | <b>-0</b>       | <b>+2</b>       | <b>+0</b>           | <b>+2</b>                       | <b>+2</b>                       | <b>+28.8%</b>                     | <b>9</b>     |
| Support                                    | 20           | 17           | 17           | 14           | 13           | -0              | -3              | -1                  | -3                              | -6                              | -20.1%                            | 14           |
| <b>General Support</b>                     | <b>20</b>    | <b>17</b>    | <b>17</b>    | <b>14</b>    | <b>13</b>    | <b>-0</b>       | <b>-3</b>       | <b>-1</b>           | <b>-3</b>                       | <b>-6</b>                       | <b>-20.1%</b>                     | <b>14</b>    |



| Mallow General SEP 2024                       | WTE DEC 2019 | WTE DEC 2022 | WTE DEC 2023 | WTE AUG 2024 | WTE SEP 2024 | WTE Change 2023 | WTE Change 2024 | WTE Change AUG 2024 | WTE Change Dec 2022 to SEP 2024 | WTE Change Dec 2019 to SEP 2024 | % WTE Change Dec 2022 to SEP 2024 | No. SEP 2024 |
|---|--------------|--------------|--------------|--------------|--------------|-----------------|-----------------|---------------------|---------------------------------|---------------------------------|-----------------------------------|--------------|
| <b>Total Mallow General</b>                   | <b>252</b>   | <b>273</b>   | <b>329</b>   | <b>353</b>   | <b>353</b>   | <b>+56</b>      | <b>+24</b>      | <b>+1</b>           | <b>+80</b>                      | <b>+101</b>                     | <b>+29.3%</b>                     | <b>397</b>   |
| Consultants                                   | 11           | 8            | 9            | 9            | 9            | +1              | +0              | +0                  | +1                              | -2                              | +14.5%                            | 11           |
| Registrars                                    | 6            | 8            | 7            | 10           | 10           | -1              | +3              | +0                  | +2                              | +4                              | +24.2%                            | 10           |
| SHO/ Interns                                  | 10           | 16           | 16           | 16           | 15           | -1              | -0              | -0                  | -1                              | +5                              | -6.0%                             | 16           |
| <b>Medical &amp; Dental</b>                   | <b>27</b>    | <b>32</b>    | <b>31</b>    | <b>34</b>    | <b>35</b>    | <b>-1</b>       | <b>+3</b>       | <b>+0</b>           | <b>+2</b>                       | <b>+7</b>                       | <b>+6.5%</b>                      | <b>37</b>    |
| Nurse/ Midwife Manager                        | 22           | 27           | 27           | 28           | 28           | +0              | +1              | -0                  | +1                              | +7                              | +3.5%                             | 30           |
| Nurse/ Midwife Specialist & AN/MP             | 1            | 5            | 6            | 5            | 5            | +1              | -1              | -0                  | -1                              | +4                              | -9.5%                             | 5            |
| Staff Nurse/ Staff Midwife                    | 85           | 80           | 108          | 111          | 112          | +28             | +4              | +1                  | +32                             | +27                             | +39.4%                            | 132          |
| Nursing/ Midwifery awaiting registration      |              |              |              |              | 1            |                 | 1               | +1                  | 1                               | +1                              | -100.0%                           | 1            |
| Nursing/ Midwifery Student                    |              |              |              |              | 1            |                 | +1              | +1                  | +1                              | +1                              | -100.0%                           | 1            |
| <b>Nursing &amp; Midwifery</b>                | <b>107</b>   | <b>113</b>   | <b>141</b>   | <b>144</b>   | <b>146</b>   | <b>+28</b>      | <b>+5</b>       | <b>+1</b>           | <b>+33</b>                      | <b>+39</b>                      | <b>+29.3%</b>                     | <b>168</b>   |
| Dietitians                                    | 1            | 1            | 1            | 1            | 1            | +0              | 0               | 0                   | 0                               | +0                              | -31.0%                            | 1            |
| Occupational Therapists                       | 1            | 1            | 1            | 1            | 1            | 0               | 0               | +0                  | 0                               | +0                              | -27.4%                            | 1            |
| Physiotherapists                              | 4            | 3            | 3            | 5            | 5            | 0               | 2               | +0                  | 2                               | +1                              | +65.5%                            | 6            |
| Therapy Professions                           | 5            | 5            | 4            | 6            | 6            | -1              | +2              | +0                  | +1                              | +1                              | +30.0%                            | 8            |
| Health Science/ Diagnostics                   | 14           | 14           | 16           | 15           | 15           | +2              | -1              | -0                  | +1                              | +1                              | +6.8%                             | 16           |
| Pharmacy                                      | 3            | 3            | 5            | 4            | 3            | +2              | -2              | -0                  | -0                              | +0                              | -0.9%                             | 5            |
| <b>Health &amp; Social Care Professionals</b> | <b>22</b>    | <b>22</b>    | <b>25</b>    | <b>24</b>    | <b>24</b>    | <b>+3</b>       | <b>-1</b>       | <b>-0</b>           | <b>+2</b>                       | <b>+2</b>                       | <b>+10.6%</b>                     | <b>29</b>    |
| Management (VIII & above)                     |              | 1            | 1            | 1            | 1            | +0              | +0              | +0                  | +0                              | +1                              | +0.0%                             | 1            |
| Administrative/ Supervisory (V to VII)        | 5            | 7            | 7            | 8            | 8            | -0              | +1              | +0                  | +0                              | +3                              | +6.2%                             | 10           |
| Clerical (III & IV)                           | 34           | 35           | 35           | 36           | 36           | +1              | +0              | -0                  | +1                              | +2                              | +3.2%                             | 39           |
| <b>Management &amp; Administrative</b>        | <b>39</b>    | <b>43</b>    | <b>43</b>    | <b>45</b>    | <b>44</b>    | <b>+1</b>       | <b>+1</b>       | <b>-0</b>           | <b>+2</b>                       | <b>+5</b>                       | <b>+3.6%</b>                      | <b>50</b>    |
| Support                                       | 12           | 22           | 37           | 48           | 48           | +16             | +11             | +0                  | +26                             | +36                             | +122.3%                           | 50           |
| <b>General Support</b>                        | <b>12</b>    | <b>22</b>    | <b>37</b>    | <b>48</b>    | <b>48</b>    | <b>+16</b>      | <b>+11</b>      | <b>+0</b>           | <b>+26</b>                      | <b>+36</b>                      | <b>+122.3%</b>                    | <b>50</b>    |
| Health Care Assistants                        | 44           | 40           | 48           | 54           | 54           | +8              | +6              | -0                  | +14                             | +10                             | +35.0%                            | 59           |
| Care, other                                   | 0            | 2            | 3            | 3            | 3            | +1              | +0              | +0                  | +1                              | +3                              | +39.0%                            | 4            |
| <b>Patient &amp; Client Care</b>              | <b>44</b>    | <b>42</b>    | <b>51</b>    | <b>57</b>    | <b>57</b>    | <b>+9</b>       | <b>+6</b>       | <b>-0</b>           | <b>+15</b>                      | <b>+12</b>                      | <b>+35.2%</b>                     | <b>63</b>    |

| Mater Misericordiae University SEP         | WTE DEC 2019 | WTE DEC 2022 | WTE DEC 2023 | WTE AUG 2024 | WTE SEP 2024 | WTE Change 2023 | WTE Change 2024 | WTE Change AUG 2024 | WTE Change Dec 2022 to SEP 2024 | WTE Change Dec 2019 to SEP 2024 | % WTE Change Dec 2022 to SEP 2024 | No. SEP 2024 |
|--|--------------|--------------|--------------|--------------|--------------|-----------------|-----------------|---------------------|---------------------------------|---------------------------------|-----------------------------------|--------------|
| <b>Total Mater Misericordiae Universit</b> | <b>3,159</b> | <b>3,828</b> | <b>4,221</b> | <b>4,369</b> | <b>4,350</b> | <b>+393</b>     | <b>+129</b>     | <b>-19</b>          | <b>+523</b>                     | <b>+1,192</b>                   | <b>+13.7%</b>                     | <b>4,754</b> |
| Consultants                                | 172          | 215          | 246          | 264          | 269          | +30             | +24             | +5                  | +54                             | +98                             | +25.0%                            | 316          |
| Registrars                                 | 166          | 216          | 237          | 259          | 245          | +21             | +8              | -14                 | +28                             | +78                             | +13.0%                            | 248          |
| SHO/ Interns                               | 158          | 184          | 182          | 190          | 183          | -2              | +2              | -7                  | -1                              | +25                             | -0.5%                             | 184          |
| Medical/ Dental, other                     | 5            | 5            | 6            | 6            | 6            | +1              | +0              | +0                  | +1                              | +1                              | +20.6%                            | 9            |
| <b>Medical &amp; Dental</b>                | <b>501</b>   | <b>621</b>   | <b>670</b>   | <b>719</b>   | <b>703</b>   | <b>+50</b>      | <b>+33</b>      | <b>-16</b>          | <b>+82</b>                      | <b>+202</b>                     | <b>+13.2%</b>                     | <b>757</b>   |
| Nurse/ Midwife Manager                     | 207          | 265          | 287          | 316          | 304          | +22             | +18             | -12                 | +39                             | +97                             | +14.9%                            | 328          |
| Nurse/ Midwife Specialist & AN/MP          | 87           | 133          | 155          | 160          | 161          | +21             | +6              | +0                  | +27                             | +73                             | +20.6%                            | 172          |
| Staff Nurse/ Staff Midwife                 | 907          | 993          | 1,220        | 1,201        | 1,200        | +227            | -20             | -1                  | +207                            | +293                            | +20.8%                            | 1,270        |
| Nursing/ Midwifery awaiting registration   | 5            | 52           |              |              |              | -52             |                 |                     | -52                             | -5                              | -100.0%                           |              |
| Pre-registration Nurse/ Midwife Intern     | 7            | 10           | 8            | 38           | 47           | -2              | 39              | +9                  | 37                              | +40                             | +365.0%                           | 93           |
| Nursing/ Midwifery Student                 | 12           | 62           | 8            | 38           | 47           | -54             | +39             | +9                  | -16                             | +35                             | -25.0%                            | 93           |
| Nursing/ Midwifery other                   | 44           | 36           | 33           | 31           | 33           | -2              | -1              | +1                  | -3                              | -12                             | -8.9%                             | 37           |
| <b>Nursing &amp; Midwifery</b>             | <b>1,258</b> | <b>1,489</b> | <b>1,703</b> | <b>1,747</b> | <b>1,744</b> | <b>+214</b>     | <b>+41</b>      | <b>-3</b>           | <b>+255</b>                     | <b>+486</b>                     | <b>+17.1%</b>                     | <b>1,900</b> |
| Dietitians                                 | 23           | 31           | 34           | 32           | 32           | +3              | -3              | 0                   | 1                               | +9                              | +2.2%                             | 33           |
| Occupational Therapists                    | 20           | 24           | 30           | 32           | 31           | +5              | 1               | -1                  | 7                               | +11                             | +26.8%                            | 32           |
| Physiotherapists                           | 56           | 65           | 65           | 72           | 76           | +0              | 10              | +3                  | 10                              | +20                             | +15.8%                            | 79           |
| Podiatrists & Chiropodists                 | 2            | 4            | 3            | 2            | 2            | -1              | -1              | 0                   | -2                              | +0                              | -49.3%                            | 3            |
| Speech & Language Therapists               | 12           | 20           | 25           | 22           | 20           | +5              | -5              | -2                  | 0                               | +8                              | +1.3%                             | 22           |



| Mater Misericordiae University SEP 2024       | WTE DEC 2019 | WTE DEC 2022 | WTE DEC 2023 | WTE AUG 2024 | WTE SEP 2024 | WTE Change 2023 | WTE Change 2024 | WTE Change AUG 2024 | WTE Change Dec 2022 to SEP 2024 | WTE Change Dec 2019 to SEP 2024 | % WTE Change Dec 2022 to SEP 2024 | No. SEP 2024 |
|---|--------------|--------------|--------------|--------------|--------------|-----------------|-----------------|---------------------|---------------------------------|---------------------------------|-----------------------------------|--------------|
| <b>Total Mater Misericordiae University</b>   | <b>3,159</b> | <b>3,828</b> | <b>4,221</b> | <b>4,369</b> | <b>4,350</b> | <b>+393</b>     | <b>+129</b>     | <b>-19</b>          | <b>+523</b>                     | <b>+1,192</b>                   | <b>+13.7%</b>                     | <b>4,754</b> |
| Orthoptists                                   | 1            | 1            | 2            | 2            | 2            | +1              | 0               | +0                  | 1                               | +1                              | +76.2%                            | 2            |
| Therapy Professions                           | 113          | 145          | 159          | 162          | 162          | +14             | +3              | -0                  | +17                             | +49                             | +11.6%                            | 171          |
| Health Science/ Diagnostics                   | 224          | 261          | 271          | 269          | 274          | +10             | +3              | +5                  | +13                             | +49                             | +4.9%                             | 288          |
| Pharmacy                                      | 50           | 57           | 60           | 65           | 66           | +3              | +6              | +1                  | +9                              | +16                             | +15.7%                            | 67           |
| Psychologists                                 | 7            | 10           | 13           | 13           | 14           | +3              | +1              | +1                  | +4                              | +7                              | +34.7%                            | 16           |
| Social Workers                                | 27           | 35           | 37           | 39           | 40           | +2              | +3              | +1                  | +5                              | +13                             | +14.8%                            | 41           |
| H&SC, Other                                   | 22           | 22           | 29           | 24           | 24           | +7              | -5              | -0                  | +2                              | +2                              | +6.9%                             | 28           |
| <b>Health &amp; Social Care Professionals</b> | <b>443</b>   | <b>531</b>   | <b>569</b>   | <b>572</b>   | <b>580</b>   | <b>+38</b>      | <b>+11</b>      | <b>+8</b>           | <b>+49</b>                      | <b>+137</b>                     | <b>+9.2%</b>                      | <b>611</b>   |
| Management (VIII & above)                     | 32           | 54           | 56           | 56           | 57           | +2              | +1              | +1                  | +3                              | +25                             | +5.6%                             | 58           |
| Administrative/ Supervisory (V to VII)        | 158          | 187          | 219          | 220          | 219          | +32             | +0              | -1                  | +32                             | +61                             | +16.9%                            | 231          |
| Clerical (III & IV)                           | 260          | 333          | 360          | 382          | 383          | +28             | +23             | +1                  | +50                             | +123                            | +15.1%                            | 432          |
| <b>Management &amp; Administrative</b>        | <b>450</b>   | <b>574</b>   | <b>636</b>   | <b>659</b>   | <b>659</b>   | <b>+61</b>      | <b>+24</b>      | <b>+1</b>           | <b>+85</b>                      | <b>+210</b>                     | <b>+14.8%</b>                     | <b>721</b>   |
| Support                                       | 251          | 286          | 303          | 310          | 298          | +18             | -5              | -12                 | +12                             | +47                             | +4.3%                             | 343          |
| Maintenance/ Technical                        | 24           | 24           | 23           | 26           | 27           | -1              | +4              | +1                  | +3                              | +3                              | +11.9%                            | 27           |
| <b>General Support</b>                        | <b>275</b>   | <b>310</b>   | <b>326</b>   | <b>336</b>   | <b>325</b>   | <b>+16</b>      | <b>-1</b>       | <b>-11</b>          | <b>+15</b>                      | <b>+50</b>                      | <b>+4.9%</b>                      | <b>370</b>   |
| Health Care Assistants                        | 225          | 290          | 303          | 322          | 326          | +13             | +24             | +4                  | +36                             | +101                            | +12.6%                            | 380          |
| Care, other                                   | 7            | 14           | 15           | 13           | 13           | +1              | -1              | +0                  | -1                              | +6                              | -4.1%                             | 15           |
| <b>Patient &amp; Client Care</b>              | <b>232</b>   | <b>304</b>   | <b>317</b>   | <b>336</b>   | <b>339</b>   | <b>+14</b>      | <b>+22</b>      | <b>+4</b>           | <b>+36</b>                      | <b>+107</b>                     | <b>+11.8%</b>                     | <b>395</b>   |

| Mayo University SEP 2024                      | WTE DEC 2019 | WTE DEC 2022 | WTE DEC 2023 | WTE AUG 2024 | WTE SEP 2024 | WTE Change 2023 | WTE Change 2024 | WTE Change AUG 2024 | WTE Change Dec 2022 to SEP 2024 | WTE Change Dec 2019 to SEP 2024 | % WTE Change Dec 2022 to SEP 2024 | No. SEP 2024 |
|---|--------------|--------------|--------------|--------------|--------------|-----------------|-----------------|---------------------|---------------------------------|---------------------------------|-----------------------------------|--------------|
| <b>Total Mayo University</b>                  | <b>1,150</b> | <b>1,435</b> | <b>1,516</b> | <b>1,481</b> | <b>1,486</b> | <b>+82</b>      | <b>-30</b>      | <b>+5</b>           | <b>+52</b>                      | <b>+337</b>                     | <b>+3.6%</b>                      | <b>1,657</b> |
| Consultants                                   | 49           | 54           | 59           | 67           | 64           | +5              | +5              | -3                  | +10                             | +15                             | +17.8%                            | 68           |
| Registrars                                    | 56           | 67           | 66           | 59           | 65           | -0              | -1              | +6                  | -2                              | +9                              | -2.5%                             | 68           |
| SHO/ Interns                                  | 74           | 98           | 103          | 91           | 100          | +5              | -4              | +9                  | +2                              | +25                             | +2.0%                             | 101          |
| Medical/ Dental, other                        | 0            | 1            |              | 0            | 0            | -1              | +0              | -0                  | -1                              | -0                              | -98.0%                            | 1            |
| <b>Medical &amp; Dental</b>                   | <b>179</b>   | <b>220</b>   | <b>229</b>   | <b>217</b>   | <b>229</b>   | <b>+9</b>       | <b>+0</b>       | <b>+12</b>          | <b>+9</b>                       | <b>+50</b>                      | <b>+4.1%</b>                      | <b>238</b>   |
| Nurse/ Midwife Manager                        | 74           | 96           | 110          | 107          | 106          | +14             | -3              | -1                  | +11                             | +32                             | +11.3%                            | 111          |
| Nurse/ Midwife Specialist & AN/MP             | 22           | 31           | 42           | 43           | 43           | +10             | +1              | -0                  | +12                             | +21                             | +37.2%                            | 46           |
| Staff Nurse/ Staff Midwife                    | 391          | 458          | 460          | 460          | 460          | +3              | -0              | +0                  | +2                              | +69                             | +0.5%                             | 529          |
| Nursing/ Midwifery awaiting registration      |              | 8            | 15           |              |              | +7              | -15             |                     | -8                              |                                 | -100.0%                           |              |
| Pre-registration Nurse/ Midwife Intern        | 0            | 3            | 2            | 16           | 13           | -1              | 11              | -3                  | 10                              | +13                             | +354.5%                           | 26           |
| Post-registration Nurse/ Midwife Student      |              |              | 2            | 3            | 2            | +2              | 0               | -1                  | 2                               | +2                              | -100.0%                           | 3            |
| Nursing/ Midwifery Student                    | 0            | 10           | 19           | 19           | 15           | +8              | -4              | -3                  | +5                              | +15                             | +44.9%                            | 29           |
| Nursing/ Midwifery other                      | 2            | 5            | 7            | 6            | 6            | +2              | -1              | -1                  | +1                              | +4                              | +20.8%                            | 7            |
| <b>Nursing &amp; Midwifery</b>                | <b>489</b>   | <b>600</b>   | <b>637</b>   | <b>634</b>   | <b>630</b>   | <b>+37</b>      | <b>-7</b>       | <b>-4</b>           | <b>+30</b>                      | <b>+141</b>                     | <b>+5.1%</b>                      | <b>722</b>   |
| Dietitians                                    | 5            | 8            | 9            | 9            | 9            | +1              | 0               | 0                   | 1                               | +4                              | +13.9%                            | 10           |
| Occupational Therapists                       | 6            | 9            | 11           | 12           | 13           | +2              | 2               | +0                  | 4                               | +7                              | +40.5%                            | 13           |
| Physiotherapists                              | 23           | 26           | 27           | 26           | 25           | +1              | -2              | -1                  | -1                              | +1                              | -3.6%                             | 28           |
| Podiatrists & Chiropodists                    | 1            |              |              |              |              |                 |                 |                     |                                 | -1                              | -100.0%                           |              |
| Speech & Language Therapists                  | 2            | 2            | 3            | 3            | 4            | +1              | 0               | +0                  | 1                               | +2                              | +59.1%                            | 4            |
| Therapy Professions                           | 37           | 45           | 50           | 51           | 50           | +5              | +0              | -1                  | +5                              | +13                             | +11.5%                            | 55           |
| Health Science/ Diagnostics                   | 75           | 101          | 95           | 94           | 94           | -6              | -1              | -0                  | -7                              | +19                             | -7.1%                             | 107          |
| Pharmacy                                      | 18           | 26           | 28           | 28           | 28           | +1              | +0              | -0                  | +2                              | +9                              | +6.1%                             | 33           |
| Social Workers                                | 3            | 4            | 7            | 7            | 7            | +3              | +0              | -0                  | +3                              | +4                              | +93.1%                            | 9            |
| H&SC, Other                                   | 2            | 2            | 2            | 1            | 1            | -0              | -1              | +0                  | -1                              | -1                              | -42.6%                            | 2            |
| <b>Health &amp; Social Care Professionals</b> | <b>136</b>   | <b>178</b>   | <b>181</b>   | <b>181</b>   | <b>180</b>   | <b>+3</b>       | <b>-1</b>       | <b>-2</b>           | <b>+2</b>                       | <b>+44</b>                      | <b>+1.1%</b>                      | <b>206</b>   |
| Management (VIII & above)                     | 2            | 6            | 5            | 5            | 5            | -1              | +0              | +0                  | -1                              | +3                              | -16.4%                            | 5            |
| Administrative/ Supervisory (V to VII)        | 21           | 41           | 52           | 50           | 49           | +11             | -3              | -1                  | +8                              | +29                             | +19.8%                            | 52           |



| Mayo University SEP 2024               | WTE DEC 2019 | WTE DEC 2022 | WTE DEC 2023 | WTE AUG 2024 | WTE SEP 2024 | WTE Change 2023 | WTE Change 2024 | WTE Change AUG 2024 | WTE Change Dec 2022 to SEP 2024 | WTE Change Dec 2019 to SEP 2024 | % WTE Change Dec 2022 to SEP 2024 | No. SEP 2024 |
|--|--------------|--------------|--------------|--------------|--------------|-----------------|-----------------|---------------------|---------------------------------|---------------------------------|-----------------------------------|--------------|
| <b>Total Mayo University</b>           | <b>1,150</b> | <b>1,435</b> | <b>1,516</b> | <b>1,481</b> | <b>1,486</b> | <b>+82</b>      | <b>-30</b>      | <b>+5</b>           | <b>+52</b>                      | <b>+337</b>                     | <b>+3.6%</b>                      | <b>1,657</b> |
| Clerical (III & IV)                    | 131          | 170          | 170          | 156          | 156          | +0              | -13             | +1                  | -13                             | +25                             | -7.8%                             | 178          |
| <b>Management &amp; Administrative</b> | <b>154</b>   | <b>216</b>   | <b>227</b>   | <b>211</b>   | <b>210</b>   | <b>+10</b>      | <b>-16</b>      | <b>-1</b>           | <b>-6</b>                       | <b>+57</b>                      | <b>-2.8%</b>                      | <b>235</b>   |
| Support                                | 38           | 41           | 47           | 46           | 48           | +6              | +1              | +2                  | +7                              | +10                             | +17.2%                            | 51           |
| Maintenance/ Technical                 | 19           | 19           | 19           | 15           | 14           | +1              | -6              | -1                  | -5                              | -5                              | -25.9%                            | 15           |
| <b>General Support</b>                 | <b>57</b>    | <b>59</b>    | <b>66</b>    | <b>61</b>    | <b>62</b>    | <b>+7</b>       | <b>-5</b>       | <b>+0</b>           | <b>+2</b>                       | <b>+5</b>                       | <b>+3.7%</b>                      | <b>66</b>    |
| Health Care Assistants                 | 134          | 151          | 164          | 161          | 161          | +13             | -3              | -1                  | +10                             | +26                             | +6.6%                             | 174          |
| Care, other                            | 1            | 11           | 14           | 15           | 15           | +3              | +2              | -0                  | +4                              | +14                             | +39.2%                            | 16           |
| <b>Patient &amp; Client Care</b>       | <b>135</b>   | <b>162</b>   | <b>177</b>   | <b>177</b>   | <b>176</b>   | <b>+15</b>      | <b>-1</b>       | <b>-1</b>           | <b>+14</b>                      | <b>+41</b>                      | <b>+8.8%</b>                      | <b>190</b>   |

| Mercy University SEP 2024                     | WTE DEC 2019 | WTE DEC 2022 | WTE DEC 2023 | WTE AUG 2024 | WTE SEP 2024 | WTE Change 2023 | WTE Change 2024 | WTE Change AUG 2024 | WTE Change Dec 2022 to SEP 2024 | WTE Change Dec 2019 to SEP 2024 | % WTE Change Dec 2022 to SEP 2024 | No. SEP 2024 |
|---|--------------|--------------|--------------|--------------|--------------|-----------------|-----------------|---------------------|---------------------------------|---------------------------------|-----------------------------------|--------------|
| <b>Total Mercy University</b>                 | <b>1,173</b> | <b>1,435</b> | <b>1,532</b> | <b>1,499</b> | <b>1,504</b> | <b>+97</b>      | <b>-28</b>      | <b>+4</b>           | <b>+69</b>                      | <b>+331</b>                     | <b>+4.8%</b>                      | <b>1,683</b> |
| Consultants                                   | 45           | 54           | 56           | 57           | 56           | +3              | -1              | -2                  | +2                              | +10                             | +3.8%                             | 59           |
| Registrars                                    | 53           | 57           | 73           | 70           | 70           | +16             | -3              | -0                  | +13                             | +17                             | +22.6%                            | 71           |
| SHO/ Interns                                  | 71           | 89           | 84           | 79           | 79           | -5              | -5              | -0                  | -10                             | +8                              | -11.2%                            | 79           |
| <b>Medical &amp; Dental</b>                   | <b>170</b>   | <b>200</b>   | <b>213</b>   | <b>207</b>   | <b>205</b>   | <b>+13</b>      | <b>-8</b>       | <b>-2</b>           | <b>+5</b>                       | <b>+35</b>                      | <b>+2.5%</b>                      | <b>209</b>   |
| Nurse/ Midwife Manager                        | 129          | 141          | 143          | 136          | 136          | +1              | -6              | -0                  | -5                              | +7                              | -3.7%                             | 156          |
| Nurse/ Midwife Specialist & AN/MP             | 10           | 21           | 32           | 32           | 37           | +11             | +4              | +5                  | +15                             | +27                             | +71.3%                            | 39           |
| Staff Nurse/ Staff Midwife                    | 282          | 368          | 399          | 388          | 388          | +31             | -12             | +0                  | +19                             | +106                            | +5.3%                             | 427          |
| Nursing/ Midwifery awaiting registration      | 2            | 2            | 2            |              | 9            | +0              | 7               | +9                  | 7                               | +7                              | +365.0%                           | 19           |
| Pre-registration Nurse/ Midwife Intern        |              |              | 1            | 10           |              | +1              | -1              | -10                 |                                 |                                 | -100.0%                           |              |
| Nursing/ Midwifery Student                    | 2            | 2            | 3            | 10           | 9            | +1              | +7              | -1                  | +7                              | +7                              | +365.0%                           | 19           |
| Nursing/ Midwifery other                      | 3            | 4            | 4            | 4            | 4            | +0              | +0              | +0                  | +1                              | +1                              | +14.7%                            | 5            |
| <b>Nursing &amp; Midwifery</b>                | <b>425</b>   | <b>537</b>   | <b>581</b>   | <b>570</b>   | <b>574</b>   | <b>+44</b>      | <b>-7</b>       | <b>+4</b>           | <b>+37</b>                      | <b>+149</b>                     | <b>+6.9%</b>                      | <b>646</b>   |
| Dietitians                                    | 8            | 9            | 10           | 10           | 10           | +1              | 0               | 0                   | 1                               | +2                              | +7.9%                             | 12           |
| Occupational Therapists                       | 6            | 11           | 11           | 11           | 11           | -1              | 0               | 0                   | -1                              | +5                              | -5.0%                             | 11           |
| Physiotherapists                              | 16           | 19           | 23           | 21           | 22           | +4              | -1              | +1                  | 2                               | +6                              | +11.8%                            | 23           |
| Podiatrists & Chiropodists                    |              |              | 1            | 1            | 1            | +1              | 0               | +0                  | 1                               | +1                              | -100.0%                           | 1            |
| Speech & Language Therapists                  | 3            | 6            | 6            | 7            | 7            | +0              | 1               | +1                  | 1                               | +4                              | +20.0%                            | 9            |
| Therapy Professions                           | 33           | 46           | 52           | 50           | 51           | +5              | -1              | +1                  | +5                              | +18                             | +10.1%                            | 56           |
| Health Science/ Diagnostics                   | 87           | 108          | 102          | 108          | 111          | -6              | +9              | +3                  | +3                              | +25                             | +2.9%                             | 134          |
| Pharmacy                                      | 22           | 27           | 30           | 28           | 29           | +4              | -1              | +1                  | +3                              | +7                              | +9.6%                             | 35           |
| Psychologists                                 | 1            | 2            | 2            | 2            | 2            | +0              | +0              | +0                  | +0                              | +1                              | +0.0%                             | 2            |
| Social Workers                                | 8            | 8            | 10           | 11           | 11           | +3              | +0              | +0                  | +3                              | +2                              | +39.2%                            | 11           |
| H&SC, Other                                   | 4            | 3            | 2            |              |              | -1              | -2              |                     | -3                              | -4                              | -100.0%                           |              |
| <b>Health &amp; Social Care Professionals</b> | <b>155</b>   | <b>194</b>   | <b>198</b>   | <b>198</b>   | <b>204</b>   | <b>+4</b>       | <b>+6</b>       | <b>+6</b>           | <b>+10</b>                      | <b>+49</b>                      | <b>+5.4%</b>                      | <b>238</b>   |
| Management (VIII & above)                     | 8            | 12           | 15           | 17           | 17           | +3              | +2              | +0                  | +5                              | +9                              | +41.7%                            | 17           |
| Administrative/ Supervisory (V to VII)        | 40           | 60           | 66           | 64           | 64           | +6              | -2              | -0                  | +5                              | +24                             | +7.6%                             | 70           |
| Clerical (III & IV)                           | 167          | 185          | 192          | 185          | 181          | +8              | -11             | -4                  | -4                              | +14                             | -2.1%                             | 211          |
| <b>Management &amp; Administrative</b>        | <b>215</b>   | <b>256</b>   | <b>273</b>   | <b>266</b>   | <b>262</b>   | <b>+17</b>      | <b>-11</b>      | <b>-4</b>           | <b>+6</b>                       | <b>+47</b>                      | <b>+2.2%</b>                      | <b>298</b>   |
| Support                                       | 61           | 81           | 80           | 71           | 72           | -1              | -7              | +1                  | -9                              | +11                             | -10.8%                            | 86           |
| Maintenance/ Technical                        | 6            | 7            | 8            | 10           | 11           | +1              | +3              | +1                  | +4                              | +5                              | +57.1%                            | 11           |
| <b>General Support</b>                        | <b>67</b>    | <b>88</b>    | <b>88</b>    | <b>81</b>    | <b>83</b>    | <b>-0</b>       | <b>-4</b>       | <b>+2</b>           | <b>-5</b>                       | <b>+17</b>                      | <b>-5.4%</b>                      | <b>97</b>    |
| Health Care Assistants                        | 138          | 157          | 164          | 162          | 161          | +7              | -3              | -1                  | +4                              | +23                             | +2.6%                             | 179          |
| Care, other                                   | 3            | 3            | 15           | 15           | 14           | +11             | -0              | -1                  | +11                             | +12                             | +348.6%                           | 16           |
| <b>Patient &amp; Client Care</b>              | <b>141</b>   | <b>160</b>   | <b>179</b>   | <b>177</b>   | <b>175</b>   | <b>+19</b>      | <b>-4</b>       | <b>-2</b>           | <b>+15</b>                      | <b>+35</b>                      | <b>+9.6%</b>                      | <b>195</b>   |



| MRH Mullingar SEP 2024                        | WTE DEC 2019 | WTE DEC 2022 | WTE DEC 2023 | WTE AUG 2024 | WTE SEP 2024 | WTE Change 2023 | WTE Change 2024 | WTE Change AUG 2024 | WTE Change Dec 2022 to SEP 2024 | WTE Change Dec 2019 to SEP 2024 | % WTE Change Dec 2022 to SEP 2024 | No. SEP 2024 |
|---|--------------|--------------|--------------|--------------|--------------|-----------------|-----------------|---------------------|---------------------------------|---------------------------------|-----------------------------------|--------------|
| <b>Total MRH Mullingar</b>                    | <b>914</b>   | <b>1,098</b> | <b>1,150</b> | <b>1,170</b> | <b>1,171</b> | <b>+52</b>      | <b>+21</b>      | <b>+1</b>           | <b>+74</b>                      | <b>+257</b>                     | <b>+6.7%</b>                      | <b>1,285</b> |
| Consultants                                   | 34           | 47           | 48           | 49           | 47           | +1              | -1              | -2                  | +0                              | +13                             | +0.7%                             | 48           |
| Registrars                                    | 56           | 55           | 58           | 55           | 58           | +3              | -0              | +3                  | +3                              | +2                              | +5.3%                             | 58           |
| SHO/ Interns                                  | 55           | 69           | 78           | 75           | 76           | +9              | -3              | +0                  | +7                              | +21                             | +9.4%                             | 76           |
| Medical/ Dental, other                        | 2            | 2            | 2            | 1            | 1            | -0              | -1              | +0                  | -1                              | -1                              | -50.0%                            | 1            |
| <b>Medical &amp; Dental</b>                   | <b>146</b>   | <b>173</b>   | <b>186</b>   | <b>180</b>   | <b>182</b>   | <b>+13</b>      | <b>-4</b>       | <b>+1</b>           | <b>+9</b>                       | <b>+35</b>                      | <b>+5.1%</b>                      | <b>183</b>   |
| Nurse/ Midwife Manager                        | 71           | 89           | 95           | 95           | 96           | +6              | +0              | +1                  | +7                              | +24                             | +7.6%                             | 104          |
| Nurse/ Midwife Specialist & AN/MP             | 13           | 22           | 25           | 26           | 26           | +2              | +1              | -0                  | +4                              | +13                             | +15.7%                            | 27           |
| Staff Nurse/ Staff Midwife                    | 240          | 280          | 262          | 293          | 292          | -18             | +30             | -0                  | +12                             | +52                             | +4.3%                             | 332          |
| Nursing/ Midwifery awaiting registration      | 1            | 6            | 4            | 3            | 4            | -2              | 0               | +1                  | -2                              | +4                              | -28.0%                            | 5            |
| Pre-registration Nurse/ Midwife Intern        | 0            | 1            |              | 9            | 9            | -1              | 9               | +1                  | 9                               | +9                              | #####                             | 19           |
| Nursing/ Midwifery Student                    | 1            | 7            | 4            | 12           | 14           | -3              | +10             | +2                  | +7                              | +13                             | +105.2%                           | 24           |
| Nursing/ Midwifery other                      | 2            | 2            | 3            | 3            | 3            | +1              | -0              | +0                  | +1                              | +1                              | +75.0%                            | 4            |
| <b>Nursing &amp; Midwifery</b>                | <b>328</b>   | <b>400</b>   | <b>390</b>   | <b>428</b>   | <b>431</b>   | <b>-11</b>      | <b>+41</b>      | <b>+3</b>           | <b>+31</b>                      | <b>+103</b>                     | <b>+7.6%</b>                      | <b>491</b>   |
| Dietitians                                    | 5            | 7            | 9            | 11           | 11           | +3              | 1               | 0                   | 4                               | +5                              | +62.7%                            | 12           |
| Occupational Therapists                       | 4            | 8            | 6            | 7            | 7            | -2              | 1               | -1                  | -1                              | +3                              | -13.7%                            | 7            |
| Physiotherapists                              | 13           | 19           | 17           | 18           | 18           | -2              | 1               | +0                  | -1                              | +5                              | -5.1%                             | 22           |
| Podiatrists & Chiropodists                    | 1            | 1            | 1            | 1            | 1            | +0              | 0               | +0                  | 0                               | +1                              | +0.0%                             | 1            |
| Speech & Language Therapists                  | 3            | 2            | 3            | 3            | 3            | +1              | 0               | +0                  | 1                               | +0                              | +50.0%                            | 3            |
| Orthoplists                                   |              | 1            |              |              |              | -1              |                 |                     | -1                              |                                 | -100.0%                           |              |
| Therapy Professions                           | 25           | 37           | 36           | 40           | 39           | -1              | +3              | -0                  | +2                              | +14                             | +6.0%                             | 45           |
| Health Science/ Diagnostics                   | 70           | 83           | 92           | 91           | 92           | +9              | +0              | +0                  | +9                              | +21                             | +10.5%                            | 98           |
| Pharmacy                                      | 16           | 16           | 21           | 18           | 18           | +5              | -3              | +0                  | +2                              | +2                              | +13.9%                            | 23           |
| Psychologists                                 |              | 1            | 0            | 1            | 1            | -1              | +0              | +0                  | -0                              | +1                              | -18.0%                            | 1            |
| Social Workers                                |              | 2            | 2            | 1            | 1            | -0              | -1              | +0                  | -1                              | +1                              | -50.0%                            | 1            |
| H&SC, Other                                   | 0            |              | 1            |              |              | +1              | -1              |                     |                                 | -0                              | -100.0%                           |              |
| <b>Health &amp; Social Care Professionals</b> | <b>112</b>   | <b>139</b>   | <b>152</b>   | <b>150</b>   | <b>151</b>   | <b>+13</b>      | <b>-1</b>       | <b>+1</b>           | <b>+12</b>                      | <b>+39</b>                      | <b>+8.6%</b>                      | <b>168</b>   |
| Management (VIII & above)                     | 5            | 5            | 5            | 3            | 3            | -0              | -2              | -0                  | -2                              | -2                              | -39.4%                            | 3            |
| Administrative/ Supervisory (V to VII)        | 22           | 45           | 39           | 39           | 39           | -5              | -1              | +0                  | -6                              | +16                             | -13.7%                            | 39           |
| Clerical (III & IV)                           | 101          | 100          | 124          | 123          | 121          | +24             | -4              | -2                  | +21                             | +20                             | +20.9%                            | 131          |
| <b>Management &amp; Administrative</b>        | <b>128</b>   | <b>150</b>   | <b>169</b>   | <b>165</b>   | <b>163</b>   | <b>+19</b>      | <b>-6</b>       | <b>-2</b>           | <b>+13</b>                      | <b>+34</b>                      | <b>+8.5%</b>                      | <b>173</b>   |
| Support                                       | 26           | 30           | 38           | 34           | 32           | +7              | -6              | -2                  | +1                              | +6                              | +4.4%                             | 35           |
| Maintenance/ Technical                        | 13           | 15           | 13           | 13           | 13           | -2              | +0              | +0                  | -2                              | -0                              | -12.5%                            | 13           |
| <b>General Support</b>                        | <b>39</b>    | <b>45</b>    | <b>51</b>    | <b>47</b>    | <b>45</b>    | <b>+5</b>       | <b>-6</b>       | <b>-2</b>           | <b>-1</b>                       | <b>+6</b>                       | <b>-1.1%</b>                      | <b>48</b>    |
| Health Care Assistants                        | 159          | 189          | 202          | 198          | 199          | +12             | -2              | +1                  | +10                             | +40                             | +5.2%                             | 221          |
| Care, other                                   | 1            | 1            | 1            | 1            | 1            | +0              | +0              | +0                  | +0                              | +0                              | +1.0%                             | 1            |
| <b>Patient &amp; Client Care</b>              | <b>160</b>   | <b>190</b>   | <b>203</b>   | <b>199</b>   | <b>200</b>   | <b>+12</b>      | <b>-2</b>       | <b>+1</b>           | <b>+10</b>                      | <b>+40</b>                      | <b>+5.2%</b>                      | <b>222</b>   |

| MRH Portlaoise SEP 2024                  | WTE DEC 2019 | WTE DEC 2022 | WTE DEC 2023 | WTE AUG 2024 | WTE SEP 2024 | WTE Change 2023 | WTE Change 2024 | WTE Change AUG 2024 | WTE Change Dec 2022 to SEP 2024 | WTE Change Dec 2019 to SEP 2024 | % WTE Change Dec 2022 to SEP 2024 | No. SEP 2024 |
|--|--------------|--------------|--------------|--------------|--------------|-----------------|-----------------|---------------------|---------------------------------|---------------------------------|-----------------------------------|--------------|
| <b>Total MRH Portlaoise</b>              | <b>750</b>   | <b>847</b>   | <b>907</b>   | <b>923</b>   | <b>918</b>   | <b>+60</b>      | <b>+12</b>      | <b>-5</b>           | <b>+72</b>                      | <b>+169</b>                     | <b>+8.5%</b>                      | <b>1,001</b> |
| Consultants                              | 23           | 23           | 25           | 31           | 31           | +2              | +6              | +0                  | +8                              | +9                              | +34.3%                            | 32           |
| Registrars                               | 35           | 38           | 48           | 47           | 47           | +9              | -1              | +0                  | +9                              | +12                             | +23.1%                            | 48           |
| SHO/ Interns                             | 38           | 43           | 49           | 52           | 55           | +5              | +6              | +3                  | +12                             | +17                             | +26.8%                            | 55           |
| <b>Medical &amp; Dental</b>              | <b>96</b>    | <b>105</b>   | <b>121</b>   | <b>130</b>   | <b>133</b>   | <b>+17</b>      | <b>+12</b>      | <b>+3</b>           | <b>+28</b>                      | <b>+38</b>                      | <b>+27.1%</b>                     | <b>135</b>   |
| Nurse/ Midwife Manager                   | 61           | 76           | 81           | 79           | 77           | +5              | -4              | -2                  | +1                              | +16                             | +1.7%                             | 84           |
| Nurse/ Midwife Specialist & AN/MP        | 16           | 28           | 28           | 32           | 32           | +0              | +4              | +0                  | +4                              | +16                             | +15.8%                            | 35           |
| Staff Nurse/ Staff Midwife               | 202          | 256          | 251          | 260          | 257          | -4              | +5              | -3                  | +1                              | +54                             | +0.3%                             | 289          |
| Nursing/ Midwifery awaiting registration | 9            |              | 1            |              | 3            | +1              | 2               | +3                  | 3                               | -6                              | -100.0%                           | 3            |
| Pre-registration Nurse/ Midwife Intern   |              |              | 0            | 4            | 1            | +0              | 1               | -3                  | 1                               | +1                              | -100.0%                           | 2            |



| MRH Portlaoise SEP 2024                       | WTE DEC 2019 | WTE DEC 2022 | WTE DEC 2023 | WTE AUG 2024 | WTE SEP 2024 | WTE Change 2023 | WTE Change 2024 | WTE Change AUG 2024 | WTE Change Dec 2022 to SEP 2024 | WTE Change Dec 2019 to SEP 2024 | % WTE Change Dec 2022 to SEP 2024 | No. SEP 2024 |
|---|--------------|--------------|--------------|--------------|--------------|-----------------|-----------------|---------------------|---------------------------------|---------------------------------|-----------------------------------|--------------|
| <b>Total MRH Portlaoise</b>                   | <b>750</b>   | <b>847</b>   | <b>907</b>   | <b>923</b>   | <b>918</b>   | <b>+60</b>      | <b>+12</b>      | <b>-5</b>           | <b>+72</b>                      | <b>+169</b>                     | <b>+8.5%</b>                      | <b>1,001</b> |
| Nursing/ Midwifery Student                    | 9            |              | 1            | 4            | 4            | +1              | +3              | -1                  | +4                              | -5                              | -100.0%                           | 5            |
| Nursing/ Midwifery other                      | 2            | 3            | 2            | 2            | 2            | -0              | -0              | -0                  | -0                              | -0                              | -4.4%                             | 3            |
| <b>Nursing &amp; Midwifery</b>                | <b>291</b>   | <b>362</b>   | <b>364</b>   | <b>378</b>   | <b>372</b>   | <b>+1</b>       | <b>+9</b>       | <b>-6</b>           | <b>+10</b>                      | <b>+81</b>                      | <b>+2.8%</b>                      | <b>416</b>   |
| Dietitians                                    | 4            | 3            | 4            | 4            | 4            | +1              | 0               | 0                   | 1                               | +0                              | +34.2%                            | 4            |
| Occupational Therapists                       | 1            | 3            | 4            | 3            | 3            | +1              | -1              | +0                  | 1                               | +2                              | +19.7%                            | 4            |
| Physiotherapists                              | 8            | 9            | 11           | 13           | 14           | +2              | 3               | +0                  | 5                               | +6                              | +59.8%                            | 14           |
| Podiatrists & Chiropodists                    | 1            | 1            | 1            | 1            | 1            | +0              | 0               | +0                  | 0                               | +0                              | +0.0%                             | 1            |
| Speech & Language Therapists                  | 1            | 2            | 1            |              |              | -1              | -1              |                     | -2                              | -1                              | -100.0%                           |              |
| Orthoptists                                   |              | 0            |              | 1            | 0            | 0               | 0               | 0                   | 0                               | +0                              | +233.3%                           | 1            |
| Therapy Professions                           | 14           | 17           | 20           | 22           | 22           | +3              | +2              | +0                  | +5                              | +8                              | +28.0%                            | 24           |
| Health Science/ Diagnostics                   | 38           | 46           | 50           | 50           | 50           | +4              | +1              | -0                  | +4                              | +13                             | +9.1%                             | 56           |
| Pharmacy                                      | 13           | 13           | 15           | 14           | 14           | +2              | -1              | -0                  | +0                              | +1                              | +3.7%                             | 16           |
| Social Workers                                |              | 1            |              | 1            | 1            | -1              | +1              | +0                  | +0                              | +1                              | +0.0%                             | 1            |
| <b>Health &amp; Social Care Professionals</b> | <b>65</b>    | <b>77</b>    | <b>85</b>    | <b>87</b>    | <b>87</b>    | <b>+8</b>       | <b>+2</b>       | <b>-0</b>           | <b>+10</b>                      | <b>+22</b>                      | <b>+12.3%</b>                     | <b>97</b>    |
| Management (VIII & above)                     | 3            | 5            | 5            | 5            | 5            | +0              | +0              | +0                  | +0                              | +2                              | +0.8%                             | 5            |
| Administrative/ Supervisory (V to VII)        | 13           | 22           | 21           | 21           | 20           | -1              | -1              | -0                  | -1                              | +7                              | -5.7%                             | 21           |
| Clerical (III & IV)                           | 81           | 72           | 99           | 97           | 95           | +27             | -4              | -2                  | +23                             | +14                             | +32.4%                            | 104          |
| <b>Management &amp; Administrative</b>        | <b>97</b>    | <b>98</b>    | <b>125</b>   | <b>122</b>   | <b>120</b>   | <b>+27</b>      | <b>-5</b>       | <b>-2</b>           | <b>+22</b>                      | <b>+23</b>                      | <b>+22.4%</b>                     | <b>130</b>   |
| Support                                       | 17           | 21           | 24           | 24           | 23           | +3              | -1              | -1                  | +2                              | +7                              | +9.1%                             | 26           |
| Maintenance/ Technical                        | 8            | 8            | 8            | 8            | 8            | -1              | +1              | +0                  | -0                              | +0                              | -2.3%                             | 8            |
| <b>General Support</b>                        | <b>25</b>    | <b>30</b>    | <b>32</b>    | <b>32</b>    | <b>31</b>    | <b>+2</b>       | <b>-0</b>       | <b>-1</b>           | <b>+2</b>                       | <b>+7</b>                       | <b>+5.9%</b>                      | <b>34</b>    |
| Health Care Assistants                        | 175          | 173          | 179          | 172          | 173          | +5              | -6              | +1                  | -0                              | -2                              | -0.2%                             | 188          |
| Care, other                                   | 1            | 1            | 1            | 1            | 1            | +0              | +0              | +0                  | +0                              | +0                              | +0.0%                             | 1            |
| <b>Patient &amp; Client Care</b>              | <b>176</b>   | <b>174</b>   | <b>180</b>   | <b>173</b>   | <b>174</b>   | <b>+5</b>       | <b>-6</b>       | <b>+1</b>           | <b>-0</b>                       | <b>-2</b>                       | <b>-0.2%</b>                      | <b>189</b>   |

| MRH Tullamore SEP 2024                   | WTE DEC 2019 | WTE DEC 2022 | WTE DEC 2023 | WTE AUG 2024 | WTE SEP 2024 | WTE Change 2023 | WTE Change 2024 | WTE Change AUG 2024 | WTE Change Dec 2022 to SEP 2024 | WTE Change Dec 2019 to SEP 2024 | % WTE Change Dec 2022 to SEP 2024 | No. SEP 2024 |
|--|--------------|--------------|--------------|--------------|--------------|-----------------|-----------------|---------------------|---------------------------------|---------------------------------|-----------------------------------|--------------|
| <b>Total MRH Tullamore</b>               | <b>1,101</b> | <b>1,247</b> | <b>1,373</b> | <b>1,390</b> | <b>1,390</b> | <b>+126</b>     | <b>+17</b>      | <b>0</b>            | <b>+143</b>                     | <b>+289</b>                     | <b>+11.5%</b>                     | <b>1,525</b> |
| Consultants                              | 47           | 54           | 62           | 71           | 71           | +8              | +9              | -0                  | +17                             | +24                             | +31.8%                            | 76           |
| Registrars                               | 41           | 56           | 65           | 65           | 64           | +9              | -1              | -1                  | +8                              | +23                             | +14.8%                            | 65           |
| SHO/ Interns                             | 46           | 55           | 59           | 57           | 62           | +3              | +3              | +5                  | +7                              | +16                             | +12.0%                            | 62           |
| Medical/ Dental, other                   | 2            | 2            | 2            | 2            | 2            | +0              | +0              | +0                  | +0                              | -0                              | +0.0%                             | 2            |
| <b>Medical &amp; Dental</b>              | <b>136</b>   | <b>166</b>   | <b>187</b>   | <b>195</b>   | <b>198</b>   | <b>+21</b>      | <b>+12</b>      | <b>+4</b>           | <b>+32</b>                      | <b>+62</b>                      | <b>+19.3%</b>                     | <b>205</b>   |
| Nurse/ Midwife Manager                   | 86           | 96           | 109          | 108          | 106          | +12             | -2              | -2                  | +10                             | +20                             | +10.1%                            | 116          |
| Nurse/ Midwife Specialist & AN/MP        | 23           | 30           | 35           | 37           | 37           | +4              | +2              | +0                  | +7                              | +14                             | +21.9%                            | 40           |
| Staff Nurse/ Staff Midwife               | 294          | 327          | 370          | 398          | 394          | +43             | +23             | -4                  | +66                             | +100                            | +20.2%                            | 445          |
| Nursing/ Midwifery awaiting registration | 6            | 28           | 7            | 1            | 3            | -21             | -4              | +2                  | -25                             | -3                              | -89.9%                            | 3            |
| Pre-registration Nurse/ Midwife Intern   | 0            | 1            | 1            | 8            | 8            | +0              | 7               | 0                   | 8                               | +8                              | #####                             | 17           |
| Nursing/ Midwifery Student               | 6            | 28           | 8            | 9            | 11           | -20             | +3              | +2                  | -17                             | +5                              | -60.6%                            | 20           |
| Nursing/ Midwifery other                 | 1            |              | 2            | 1            | 1            | +2              | -1              | +0                  | +1                              | -0                              | -100.0%                           | 1            |
| <b>Nursing &amp; Midwifery</b>           | <b>410</b>   | <b>482</b>   | <b>523</b>   | <b>553</b>   | <b>549</b>   | <b>+41</b>      | <b>+25</b>      | <b>-4</b>           | <b>+66</b>                      | <b>+139</b>                     | <b>+13.8%</b>                     | <b>622</b>   |
| Dietitians                               | 7            | 7            | 7            | 8            | 8            | 0               | 1               | +0                  | 1                               | +1                              | +11.5%                            | 9            |
| Occupational Therapists                  | 5            | 8            | 8            | 11           | 12           | 0               | 4               | +0                  | 4                               | +7                              | +46.6%                            | 12           |
| Physiotherapists                         | 17           | 22           | 26           | 26           | 27           | +3              | 1               | +1                  | 5                               | +10                             | +20.3%                            | 29           |
| Speech & Language Therapists             | 3            | 5            | 5            | 1            | 2            | +1              | -3              | +0                  | -3                              | -1                              | -61.6%                            | 3            |
| Orthoptists                              | 1            |              |              |              |              |                 |                 |                     |                                 | -1                              | -100.0%                           |              |
| Therapy Professions                      | 32           | 42           | 46           | 47           | 48           | +4              | +2              | +1                  | +6                              | +16                             | +14.7%                            | 53           |
| Health Science/ Diagnostics              | 83           | 93           | 101          | 99           | 102          | +7              | +2              | +3                  | +9                              | +19                             | +9.7%                             | 111          |
| Pharmacy                                 | 24           | 31           | 36           | 38           | 35           | +5              | -1              | -2                  | +4                              | +11                             | +13.1%                            | 42           |





| MRH Tullamore SEP 2024                        | WTE DEC 2019 | WTE DEC 2022 | WTE DEC 2023 | WTE AUG 2024 | WTE SEP 2024 | WTE Change 2023 | WTE Change 2024 | WTE Change AUG 2024 | WTE Change Dec 2022 to SEP 2024 | WTE Change Dec 2019 to SEP 2024 | % WTE Change Dec 2022 to SEP 2024 | No. SEP 2024 |
|---|--------------|--------------|--------------|--------------|--------------|-----------------|-----------------|---------------------|---------------------------------|---------------------------------|-----------------------------------|--------------|
| <b>Total MRH Tullamore</b>                    | <b>1,101</b> | <b>1,247</b> | <b>1,373</b> | <b>1,390</b> | <b>1,390</b> | <b>+126</b>     | <b>+17</b>      | <b>0</b>            | <b>+143</b>                     | <b>+289</b>                     | <b>+11.5%</b>                     | <b>1,525</b> |
| Social Workers                                |              | 1            | 1            | 3            | 3            | +0              | +2              | +0                  | +2                              | +3                              | +200.0%                           | 3            |
| H&SC, Other                                   | 1            | 1            | 0            | 1            | 1            | -0              | +0              | +0                  | +0                              | +0                              | +30.3%                            | 1            |
| <b>Health &amp; Social Care Professionals</b> | <b>141</b>   | <b>168</b>   | <b>184</b>   | <b>188</b>   | <b>190</b>   | <b>+16</b>      | <b>+6</b>       | <b>+2</b>           | <b>+22</b>                      | <b>+49</b>                      | <b>+12.8%</b>                     | <b>210</b>   |
| Management (VIII & above)                     | 5            | 4            | 4            | 5            | 5            | -0              | +1              | +0                  | +1                              | -0                              | +27.4%                            | 5            |
| Administrative/ Supervisory (V to VII)        | 24           | 40           | 44           | 42           | 43           | +4              | -1              | +0                  | +3                              | +19                             | +7.2%                             | 45           |
| Clerical (III & IV)                           | 99           | 84           | 110          | 99           | 101          | +26             | -9              | +2                  | +17                             | +1                              | +19.9%                            | 108          |
| <b>Management &amp; Administrative</b>        | <b>128</b>   | <b>128</b>   | <b>157</b>   | <b>146</b>   | <b>148</b>   | <b>+30</b>      | <b>-9</b>       | <b>+2</b>           | <b>+21</b>                      | <b>+20</b>                      | <b>+16.2%</b>                     | <b>158</b>   |
| Support                                       | 28           | 30           | 34           | 29           | 28           | +4              | -7              | -1                  | -3                              | -0                              | -8.4%                             | 30           |
| Maintenance/ Technical                        | 27           | 27           | 28           | 28           | 28           | +1              | -0              | -0                  | +1                              | +1                              | +2.6%                             | 29           |
| <b>General Support</b>                        | <b>55</b>    | <b>58</b>    | <b>63</b>    | <b>57</b>    | <b>56</b>    | <b>+5</b>       | <b>-7</b>       | <b>-1</b>           | <b>-2</b>                       | <b>+1</b>                       | <b>-3.1%</b>                      | <b>59</b>    |
| Health Care Assistants                        | 230          | 243          | 257          | 250          | 247          | +14             | -10             | -3                  | +4                              | +17                             | +1.7%                             | 269          |
| Care, other                                   | 1            | 1            | 1            | 1            | 1            | +0              | +0              | +0                  | +0                              | +0                              | +0.0%                             | 2            |
| <b>Patient &amp; Client Care</b>              | <b>232</b>   | <b>244</b>   | <b>259</b>   | <b>251</b>   | <b>248</b>   | <b>+14</b>      | <b>-10</b>      | <b>-3</b>           | <b>+4</b>                       | <b>+17</b>                      | <b>+1.6%</b>                      | <b>271</b>   |

| Naas General SEP 2024                         | WTE DEC 2019 | WTE DEC 2022 | WTE DEC 2023 | WTE AUG 2024 | WTE SEP 2024 | WTE Change 2023 | WTE Change 2024 | WTE Change AUG 2024 | WTE Change Dec 2022 to SEP 2024 | WTE Change Dec 2019 to SEP 2024 | % WTE Change Dec 2022 to SEP 2024 | No. SEP 2024 |
|---|--------------|--------------|--------------|--------------|--------------|-----------------|-----------------|---------------------|---------------------------------|---------------------------------|-----------------------------------|--------------|
| <b>Total Naas General</b>                     | <b>759</b>   | <b>931</b>   | <b>996</b>   | <b>1,027</b> | <b>1,032</b> | <b>+65</b>      | <b>+36</b>      | <b>+5</b>           | <b>+101</b>                     | <b>+273</b>                     | <b>+10.9%</b>                     | <b>1,121</b> |
| Consultants                                   | 26           | 25           | 27           | 27           | 28           | +2              | +1              | +1                  | +3                              | +2                              | +10.5%                            | 29           |
| Registrars                                    | 26           | 31           | 31           | 40           | 41           | -0              | +10             | +1                  | +10                             | +15                             | +30.2%                            | 41           |
| SHO/ Interns                                  | 39           | 40           | 41           | 41           | 46           | +1              | +6              | +5                  | +6                              | +8                              | +15.1%                            | 47           |
| <b>Medical &amp; Dental</b>                   | <b>90</b>    | <b>97</b>    | <b>99</b>    | <b>108</b>   | <b>115</b>   | <b>+2</b>       | <b>+16</b>      | <b>+7</b>           | <b>+18</b>                      | <b>+25</b>                      | <b>+18.8%</b>                     | <b>117</b>   |
| Nurse/ Midwife Manager                        | 65           | 82           | 80           | 77           | 76           | -2              | -3              | -0                  | -5                              | +11                             | -6.5%                             | 84           |
| Nurse/ Midwife Specialist & AN/MP             | 19           | 25           | 33           | 35           | 36           | +8              | +3              | +1                  | +11                             | +17                             | +44.2%                            | 40           |
| Staff Nurse/ Staff Midwife                    | 201          | 248          | 257          | 282          | 283          | +10             | +26             | +1                  | +36                             | +82                             | +14.4%                            | 306          |
| Nursing/ Midwifery other                      | 1            | 4            | 2            | 3            | 3            | -2              | +1              | +0                  | -0                              | +3                              | -11.8%                            | 4            |
| <b>Nursing &amp; Midwifery</b>                | <b>286</b>   | <b>358</b>   | <b>372</b>   | <b>396</b>   | <b>399</b>   | <b>+14</b>      | <b>+27</b>      | <b>+2</b>           | <b>+41</b>                      | <b>+113</b>                     | <b>+11.4%</b>                     | <b>434</b>   |
| Dietitians                                    | 7            | 4            | 7            | 6            | 6            | +3              | -1              | +0                  | 2                               | -1                              | +34.6%                            | 7            |
| Occupational Therapists                       | 8            | 11           | 14           | 14           | 14           | +2              | 0               | -1                  | 3                               | +6                              | +25.1%                            | 15           |
| Physiotherapists                              | 21           | 22           | 21           | 19           | 21           | 0               | -1              | +2                  | -1                              | 0                               | -4.9%                             | 22           |
| Speech & Language Therapists                  | 3            | 4            | 5            | 4            | 4            | +1              | -1              | +0                  | 0                               | +1                              | -10.5%                            | 4            |
| Therapy Professions                           | 38           | 42           | 47           | 43           | 45           | +6              | -3              | +1                  | +3                              | +7                              | +6.7%                             | 48           |
| Health Science/ Diagnostics                   | 65           | 73           | 82           | 81           | 80           | +9              | -2              | -1                  | +7                              | +15                             | +10.1%                            | 89           |
| Pharmacy                                      | 12           | 17           | 14           | 16           | 16           | -3              | +2              | -0                  | -1                              | +4                              | -5.9%                             | 19           |
| Social Workers                                | 2            | 2            | 5            | 7            | 8            | +3              | +3              | +0                  | +6                              | +6                              | +338.2%                           | 8            |
| H&SC, Other                                   |              |              |              | 2            | 2            |                 | +2              | +0                  | +2                              | +2                              | -100.0%                           | 2            |
| <b>Health &amp; Social Care Professionals</b> | <b>117</b>   | <b>133</b>   | <b>148</b>   | <b>150</b>   | <b>150</b>   | <b>+15</b>      | <b>+2</b>       | <b>+0</b>           | <b>+17</b>                      | <b>+33</b>                      | <b>+12.7%</b>                     | <b>166</b>   |
| Management (VIII & above)                     | 5            | 6            | 5            | 6            | 5            | -1              | +0              | -1                  | -1                              | +0                              | -19.9%                            | 5            |
| Administrative/ Supervisory (V to VII)        | 12           | 34           | 39           | 36           | 37           | +6              | -2              | +1                  | +4                              | +25                             | +10.4%                            | 42           |
| Clerical (III & IV)                           | 71           | 69           | 89           | 86           | 83           | +20             | -6              | -3                  | +14                             | +12                             | +20.6%                            | 93           |
| <b>Management &amp; Administrative</b>        | <b>88</b>    | <b>109</b>   | <b>134</b>   | <b>128</b>   | <b>125</b>   | <b>+25</b>      | <b>-8</b>       | <b>-3</b>           | <b>+16</b>                      | <b>+37</b>                      | <b>+15.1%</b>                     | <b>140</b>   |
| Support                                       | 28           | 34           | 36           | 35           | 36           | +3              | -1              | +0                  | +2                              | +8                              | +5.9%                             | 40           |
| Maintenance/ Technical                        | 2            | 7            | 8            | 8            | 8            | +1              | +0              | +0                  | +1                              | +6                              | +9.3%                             | 8            |
| <b>General Support</b>                        | <b>30</b>    | <b>41</b>    | <b>44</b>    | <b>43</b>    | <b>44</b>    | <b>+3</b>       | <b>-0</b>       | <b>+0</b>           | <b>+3</b>                       | <b>+14</b>                      | <b>+6.5%</b>                      | <b>48</b>    |
| Health Care Assistants                        | 146          | 192          | 199          | 200          | 198          | +7              | -1              | -2                  | +6                              | +52                             | +3.2%                             | 215          |
| Care, other                                   | 1            | 1            | 1            | 1            | 1            | +0              | +0              | +0                  | +0                              | +0                              | +12.4%                            | 1            |
| <b>Patient &amp; Client Care</b>              | <b>147</b>   | <b>193</b>   | <b>200</b>   | <b>201</b>   | <b>199</b>   | <b>+7</b>       | <b>-1</b>       | <b>-2</b>           | <b>+6</b>                       | <b>+52</b>                      | <b>+3.2%</b>                      | <b>216</b>   |



| National Maternity SEP 2024                   | WTE DEC 2019 | WTE DEC 2022 | WTE DEC 2023 | WTE AUG 2024 | WTE SEP 2024 | WTE Change 2023 | WTE Change 2024 | WTE Change AUG 2024 | WTE Change Dec 2022 to SEP 2024 | WTE Change Dec 2019 to SEP 2024 | % WTE Change Dec 2022 to SEP 2024 | No. SEP 2024 |
|---|--------------|--------------|--------------|--------------|--------------|-----------------|-----------------|---------------------|---------------------------------|---------------------------------|-----------------------------------|--------------|
| <b>Total National Maternity</b>               | <b>880</b>   | <b>955</b>   | <b>983</b>   | <b>1,018</b> | <b>1,012</b> | <b>+29</b>      | <b>+28</b>      | <b>-6</b>           | <b>+57</b>                      | <b>+132</b>                     | <b>+6.0%</b>                      | <b>1,113</b> |
| Consultants                                   | 34           | 41           | 45           | 42           | 43           | +4              | -2              | +1                  | +2                              | +9                              | +4.1%                             | 47           |
| Registrars                                    | 36           | 46           | 50           | 50           | 50           | +4              | +0              | +0                  | +4                              | +14                             | +8.7%                             | 50           |
| SHO/ Interns                                  | 21           | 25           | 24           | 23           | 23           | -1              | -1              | +0                  | -2                              | +2                              | -7.3%                             | 23           |
| Medical/ Dental, other                        | 1            | 2            | 2            | 2            | 2            | +0              | +0              | +0                  | +0                              | +1                              | +0.0%                             | 3            |
| <b>Medical &amp; Dental</b>                   | <b>92</b>    | <b>114</b>   | <b>121</b>   | <b>117</b>   | <b>118</b>   | <b>+7</b>       | <b>-3</b>       | <b>+1</b>           | <b>+4</b>                       | <b>+26</b>                      | <b>+3.4%</b>                      | <b>123</b>   |
| Nurse/ Midwife Manager                        | 120          | 149          | 152          | 155          | 157          | +3              | +5              | +2                  | +8                              | +37                             | +5.4%                             | 175          |
| Nurse/ Midwife Specialist & AN/MP             | 15           | 18           | 18           | 18           | 17           | -1              | -0              | -0                  | -1                              | +3                              | -4.6%                             | 22           |
| Staff Nurse/ Staff Midwife                    | 246          | 230          | 233          | 246          | 249          | +3              | +16             | +3                  | +19                             | +4                              | +8.2%                             | 264          |
| Pre-registration Nurse/ Midwife Intern        | 1            | 1            |              | 11           | 4            | -1              | 4               | -7                  | 3                               | +3                              | +600.0%                           | 14           |
| Post-registration Nurse/ Midwife Student      | 21           | 15           | 15           | 15           | 15           | +0              | 0               | +0                  | 0                               | -6                              | +0.0%                             | 15           |
| Nursing/ Midwifery Student                    | 22           | 16           | 15           | 26           | 19           | -1              | +4              | -7                  | +3                              | -3                              | +19.4%                            | 29           |
| Nursing/ Midwifery other                      | 4            | 4            | 5            | 5            | 5            | +1              | +0              | +0                  | +1                              | +1                              | +33.0%                            | 5            |
| <b>Nursing &amp; Midwifery</b>                | <b>406</b>   | <b>416</b>   | <b>422</b>   | <b>449</b>   | <b>447</b>   | <b>+6</b>       | <b>+25</b>      | <b>-2</b>           | <b>+30</b>                      | <b>+41</b>                      | <b>+7.3%</b>                      | <b>495</b>   |
| Dietitians                                    | 6            | 6            | 10           | 10           | 10           | +4              | 1               | +0                  | 5                               | +4                              | +79.3%                            | 12           |
| Occupational Therapists                       |              | 1            | 1            | 1            | 2            | +0              | 1               | +1                  | 1                               | +2                              | +80.0%                            | 2            |
| Physiotherapists                              | 5            | 7            | 8            | 8            | 9            | +2              | 0               | +1                  | 2                               | +4                              | +27.8%                            | 13           |
| Speech & Language Therapists                  |              | 1            | 1            | 1            | 1            | +0              | 0               | +0                  | 0                               | +1                              | +0.0%                             | 1            |
| Therapy Professions                           | 11           | 14           | 20           | 20           | 22           | +6              | +2              | +2                  | +7                              | +10                             | +50.2%                            | 28           |
| Health Science/ Diagnostics                   | 41           | 40           | 40           | 48           | 48           | -0              | +8              | +0                  | +7                              | +6                              | +18.5%                            | 54           |
| Pharmacy                                      | 7            | 7            | 7            | 7            | 7            | +0              | +0              | +0                  | +0                              | +0                              | +2.8%                             | 8            |
| Psychologists                                 | 2            | 2            | 3            | 3            | 3            | +0              | +1              | +1                  | +1                              | +1                              | +30.4%                            | 5            |
| Social Workers                                | 7            | 9            | 13           | 12           | 12           | +4              | -1              | -0                  | +3                              | +4                              | +31.5%                            | 12           |
| H&SC, Other                                   |              | 2            | 1            | 1            | 1            | -1              | +0              | +0                  | -1                              | +1                              | -50.0%                            | 1            |
| <b>Health &amp; Social Care Professionals</b> | <b>69</b>    | <b>75</b>    | <b>84</b>    | <b>91</b>    | <b>93</b>    | <b>+9</b>       | <b>+9</b>       | <b>+2</b>           | <b>+17</b>                      | <b>+23</b>                      | <b>+23.2%</b>                     | <b>108</b>   |
| Management (VIII & above)                     | 6            | 5            | 7            | 7            | 7            | +2              | +1              | +0                  | +2                              | +1                              | +40.0%                            | 7            |
| Administrative/ Supervisory (V to VII)        | 51           | 63           | 62           | 62           | 62           | -0              | +0              | +0                  | -0                              | +11                             | -0.4%                             | 69           |
| Clerical (III & IV)                           | 80           | 79           | 87           | 89           | 86           | +8              | -1              | -3                  | +7                              | +6                              | +9.4%                             | 100          |
| <b>Management &amp; Administrative</b>        | <b>137</b>   | <b>146</b>   | <b>156</b>   | <b>158</b>   | <b>155</b>   | <b>+9</b>       | <b>-0</b>       | <b>-3</b>           | <b>+9</b>                       | <b>+18</b>                      | <b>+6.2%</b>                      | <b>176</b>   |
| Support                                       | 130          | 143          | 141          | 142          | 138          | -2              | -2              | -4                  | -4                              | +9                              | -3.1%                             | 148          |
| Maintenance/ Technical                        | 11           | 9            | 8            | 7            | 8            | -1              | +0              | +1                  | -1                              | -3                              | -11.1%                            | 8            |
| <b>General Support</b>                        | <b>141</b>   | <b>152</b>   | <b>149</b>   | <b>149</b>   | <b>146</b>   | <b>-3</b>       | <b>-2</b>       | <b>-3</b>           | <b>-5</b>                       | <b>+6</b>                       | <b>-3.6%</b>                      | <b>156</b>   |
| Health Care Assistants                        | 35           | 51           | 52           | 54           | 53           | +1              | +1              | -1                  | +2                              | +18                             | +3.4%                             | 55           |
| <b>Patient &amp; Client Care</b>              | <b>35</b>    | <b>51</b>    | <b>52</b>    | <b>54</b>    | <b>53</b>    | <b>+1</b>       | <b>+1</b>       | <b>-1</b>           | <b>+2</b>                       | <b>+18</b>                      | <b>+3.4%</b>                      | <b>55</b>    |

| National Rehabilitation SEP 2024     | WTE DEC 2019 | WTE DEC 2022 | WTE DEC 2023 | WTE AUG 2024 | WTE SEP 2024 | WTE Change 2023 | WTE Change 2024 | WTE Change AUG 2024 | WTE Change Dec 2022 to SEP 2024 | WTE Change Dec 2019 to SEP 2024 | % WTE Change Dec 2022 to SEP 2024 | No. SEP 2024 |
|--------------------------------------|--------------|--------------|--------------|--------------|--------------|-----------------|-----------------|---------------------|---------------------------------|---------------------------------|-----------------------------------|--------------|
| <b>Total National Rehabilitation</b> | <b>457</b>   | <b>632</b>   | <b>695</b>   | <b>723</b>   | <b>724</b>   | <b>+63</b>      | <b>+30</b>      | <b>+2</b>           | <b>+93</b>                      | <b>+267</b>                     | <b>+14.7%</b>                     | <b>818</b>   |
| Consultants                          | 12           | 13           | 14           | 13           | 13           | +1              | -1              | +0                  | +0                              | +1                              | +2.0%                             | 15           |
| Registrars                           | 4            | 8            | 10           | 8            | 8            | +2              | -2              | +0                  | +0                              | +4                              | +0.0%                             | 8            |
| SHO/ Interns                         | 6            | 10           | 8            | 10           | 11           | -2              | +3              | +1                  | +1                              | +5                              | +10.0%                            | 11           |
| <b>Medical &amp; Dental</b>          | <b>22</b>    | <b>31</b>    | <b>32</b>    | <b>31</b>    | <b>32</b>    | <b>+1</b>       | <b>+0</b>       | <b>+1</b>           | <b>+1</b>                       | <b>+10</b>                      | <b>+4.1%</b>                      | <b>34</b>    |
| Nurse/ Midwife Manager               | 33           | 48           | 45           | 46           | 45           | -2              | -1              | -1                  | -3                              | +12                             | -6.2%                             | 48           |
| Nurse/ Midwife Specialist & AN/MP    | 3            | 1            | 5            | 7            | 6            | +4              | +1              | -1                  | +5                              | +3                              | +500.0%                           | 6            |
| Staff Nurse/ Staff Midwife           | 91           | 129          | 140          | 150          | 152          | +11             | +12             | +2                  | +24                             | +61                             | +18.4%                            | 157          |
| Nursing/ Midwifery other             | 1            |              |              |              |              |                 |                 |                     |                                 | -1                              | -100.0%                           |              |
| <b>Nursing &amp; Midwifery</b>       | <b>127</b>   | <b>177</b>   | <b>190</b>   | <b>203</b>   | <b>203</b>   | <b>+13</b>      | <b>+13</b>      | <b>-0</b>           | <b>+26</b>                      | <b>+75</b>                      | <b>+14.5%</b>                     | <b>211</b>   |
| Dietitians                           | 3            | 6            | 6            | 7            | 7            | +0              | 1               | +0                  | 1                               | +4                              | +20.1%                            | 8            |
| Occupational Therapists              | 42           | 46           | 53           | 57           | 58           | +7              | 5               | +1                  | 12                              | +17                             | +26.4%                            | 65           |
| Physiotherapists                     | 34           | 48           | 46           | 52           | 53           | -3              | 7               | +2                  | 5                               | +20                             | +10.0%                            | 62           |



| National Rehabilitation SEP 2024              | WTE DEC 2019 | WTE DEC 2022 | WTE DEC 2023 | WTE AUG 2024 | WTE SEP 2024 | WTE Change 2023 | WTE Change 2024 | WTE Change AUG 2024 | WTE Change Dec 2022 to SEP 2024 | WTE Change Dec 2019 to SEP 2024 | % WTE Change Dec 2022 to SEP 2024 | No. SEP 2024 |
|---|--------------|--------------|--------------|--------------|--------------|-----------------|-----------------|---------------------|---------------------------------|---------------------------------|-----------------------------------|--------------|
| <b>Total National Rehabilitation</b>          | <b>457</b>   | <b>632</b>   | <b>695</b>   | <b>723</b>   | <b>724</b>   | <b>+63</b>      | <b>+30</b>      | <b>+2</b>           | <b>+93</b>                      | <b>+267</b>                     | <b>+14.7%</b>                     | <b>818</b>   |
| Speech & Language Therapists                  | 14           | 21           | 20           | 20           | 19           | -1              | -1              | -1                  | -2                              | +5                              | -8.9%                             | 24           |
| Therapy Professions                           | 92           | 121          | 125          | 136          | 137          | +4              | +13             | +2                  | +16                             | +45                             | +13.5%                            | 159          |
| Health Science/ Diagnostics                   | 4            | 7            | 7            | 8            | 8            | +1              | +1              | +0                  | +2                              | +4                              | +25.1%                            | 10           |
| Social Care                                   | 1            | 1            | 1            | 1            | 1            | -1              | +0              | +0                  | -1                              | -1                              | -50.0%                            | 1            |
| Pharmacy                                      | 6            | 10           | 12           | 14           | 14           | +3              | +1              | -0                  | +4                              | +7                              | +40.2%                            | 15           |
| Psychologists                                 | 11           | 17           | 19           | 17           | 17           | +2              | -1              | +0                  | +0                              | +7                              | +2.5%                             | 20           |
| Social Workers                                | 12           | 19           | 22           | 22           | 21           | +4              | -2              | -1                  | +2                              | +9                              | +11.0%                            | 24           |
| H&SC, Other                                   | 1            | 1            | 1            | 2            | 1            | -0              | +0              | -1                  | +0                              | +0                              | +0.0%                             | 1            |
| <b>Health &amp; Social Care Professionals</b> | <b>127</b>   | <b>175</b>   | <b>186</b>   | <b>199</b>   | <b>199</b>   | <b>+12</b>      | <b>+12</b>      | <b>-0</b>           | <b>+24</b>                      | <b>+72</b>                      | <b>+13.7%</b>                     | <b>230</b>   |
| Management (VIII & above)                     | 3            | 7            | 8            | 7            | 7            | +1              | -1              | +0                  | +0                              | +4                              | +0.0%                             | 7            |
| Administrative/ Supervisory (V to VII)        | 28           | 39           | 48           | 54           | 53           | +9              | +5              | -1                  | +14                             | +25                             | +35.3%                            | 56           |
| Clerical (III & IV)                           | 38           | 41           | 48           | 53           | 55           | +7              | +7              | +2                  | +14                             | +16                             | +33.1%                            | 63           |
| <b>Management &amp; Administrative</b>        | <b>69</b>    | <b>87</b>    | <b>104</b>   | <b>114</b>   | <b>115</b>   | <b>+17</b>      | <b>+11</b>      | <b>+1</b>           | <b>+27</b>                      | <b>+45</b>                      | <b>+31.4%</b>                     | <b>126</b>   |
| Support                                       | 29           | 47           | 47           | 44           | 44           | +0              | -3              | +0                  | -3                              | +15                             | -5.7%                             | 73           |
| Maintenance/ Technical                        | 8            | 12           | 15           | 15           | 15           | +3              | +0              | +0                  | +3                              | +7                              | +25.0%                            | 15           |
| <b>General Support</b>                        | <b>37</b>    | <b>59</b>    | <b>62</b>    | <b>59</b>    | <b>59</b>    | <b>+3</b>       | <b>-3</b>       | <b>+0</b>           | <b>+0</b>                       | <b>+22</b>                      | <b>+0.5%</b>                      | <b>88</b>    |
| Health Care Assistants                        | 71           | 99           | 115          | 114          | 113          | +15             | -1              | -0                  | +14                             | +43                             | +14.1%                            | 125          |
| Care, other                                   | 3            | 3            | 5            | 3            | 3            | +2              | -2              | +0                  | +0                              | +0                              | +0.0%                             | 4            |
| <b>Patient &amp; Client Care</b>              | <b>74</b>    | <b>102</b>   | <b>120</b>   | <b>117</b>   | <b>117</b>   | <b>+17</b>      | <b>-3</b>       | <b>-0</b>           | <b>+14</b>                      | <b>+43</b>                      | <b>+13.7%</b>                     | <b>129</b>   |

| Nenagh SEP 2024                               | WTE DEC 2019 | WTE DEC 2022 | WTE DEC 2023 | WTE AUG 2024 | WTE SEP 2024 | WTE Change 2023 | WTE Change 2024 | WTE Change AUG 2024 | WTE Change Dec 2022 to SEP 2024 | WTE Change Dec 2019 to SEP 2024 | % WTE Change Dec 2022 to SEP 2024 | No. SEP 2024 |
|---|--------------|--------------|--------------|--------------|--------------|-----------------|-----------------|---------------------|---------------------------------|---------------------------------|-----------------------------------|--------------|
| <b>Total Nenagh</b>                           | <b>250</b>   | <b>294</b>   | <b>340</b>   | <b>343</b>   | <b>342</b>   | <b>+46</b>      | <b>+2</b>       | <b>-1</b>           | <b>+48</b>                      | <b>+92</b>                      | <b>+16.2%</b>                     | <b>378</b>   |
| Consultants                                   | 4            | 9            | 8            | 9            | 9            | -1              | +1              | +0                  | +0                              | +5                              | +2.4%                             | 9            |
| Registrars                                    | 4            | 3            | 6            | 6            | 6            | +3              | +0              | +0                  | +3                              | +2                              | +101.3%                           | 6            |
| SHO/ Interns                                  | 8            | 6            | 11           | 12           | 12           | +5              | +1              | +0                  | +6                              | +4                              | +102.0%                           | 12           |
| <b>Medical &amp; Dental</b>                   | <b>16</b>    | <b>18</b>    | <b>25</b>    | <b>27</b>    | <b>27</b>    | <b>+7</b>       | <b>+2</b>       | <b>+0</b>           | <b>+9</b>                       | <b>+11</b>                      | <b>+52.5%</b>                     | <b>27</b>    |
| Nurse/ Midwife Manager                        | 28           | 33           | 36           | 37           | 38           | +3              | +2              | +0                  | +5                              | +10                             | +13.8%                            | 39           |
| Nurse/ Midwife Specialist & AN/MP             | 4            | 12           | 16           | 15           | 16           | +3              | +0              | +0                  | +3                              | +12                             | +27.4%                            | 17           |
| Staff Nurse/ Staff Midwife                    | 81           | 89           | 101          | 102          | 100          | +12             | -1              | -2                  | +10                             | +19                             | +11.5%                            | 117          |
| <b>Nursing &amp; Midwifery</b>                | <b>113</b>   | <b>135</b>   | <b>153</b>   | <b>154</b>   | <b>153</b>   | <b>+18</b>      | <b>+1</b>       | <b>-1</b>           | <b>+18</b>                      | <b>+40</b>                      | <b>+13.5%</b>                     | <b>173</b>   |
| Physiotherapists                              | 8            | 9            | 11           | 11           | 12           | +2              | 1               | +1                  | 3                               | +4                              | +35.4%                            | 15           |
| Therapy Professions                           | 8            | 9            | 11           | 11           | 12           | +2              | +1              | +1                  | +3                              | +4                              | +35.4%                            | 15           |
| Health Science/ Diagnostics                   | 6            | 9            | 11           | 12           | 11           | +3              | -0              | -1                  | +2                              | +4                              | +24.2%                            | 13           |
| Pharmacy                                      | 2            | 2            | 2            | 2            | 2            | -0              | -0              | -0                  | -0                              | +1                              | -5.7%                             | 3            |
| <b>Health &amp; Social Care Professionals</b> | <b>16</b>    | <b>20</b>    | <b>25</b>    | <b>25</b>    | <b>25</b>    | <b>+5</b>       | <b>+0</b>       | <b>-0</b>           | <b>+5</b>                       | <b>+9</b>                       | <b>+25.5%</b>                     | <b>31</b>    |
| Administrative/ Supervisory (V to VII)        | 3            | 6            | 7            | 6            | 6            | +1              | -1              | +0                  | +0                              | +3                              | +2.4%                             | 6            |
| Clerical (III & IV)                           | 32           | 37           | 38           | 36           | 36           | +2              | -3              | +0                  | -1                              | +4                              | -2.4%                             | 40           |
| <b>Management &amp; Administrative</b>        | <b>35</b>    | <b>43</b>    | <b>45</b>    | <b>42</b>    | <b>42</b>    | <b>+3</b>       | <b>-3</b>       | <b>+0</b>           | <b>-1</b>                       | <b>+7</b>                       | <b>-1.7%</b>                      | <b>46</b>    |
| Support                                       | 9            | 24           | 32           | 36           | 37           | +8              | +5              | +0                  | +13                             | +28                             | +56.2%                            | 39           |
| Maintenance/ Technical                        | 3            | 4            | 4            | 4            | 4            | +0              | +0              | +0                  | +0                              | +1                              | +1.0%                             | 4            |
| <b>General Support</b>                        | <b>12</b>    | <b>28</b>    | <b>36</b>    | <b>40</b>    | <b>41</b>    | <b>+8</b>       | <b>+5</b>       | <b>+0</b>           | <b>+13</b>                      | <b>+29</b>                      | <b>+48.3%</b>                     | <b>43</b>    |
| Health Care Assistants                        | 58           | 50           | 56           | 53           | 53           | +5              | -3              | -1                  | +2                              | -5                              | +4.9%                             | 57           |
| Care, other                                   |              | 1            | 1            | 1            | 1            | +0              | +0              | +0                  | +0                              | +1                              | +1.0%                             | 1            |
| <b>Patient &amp; Client Care</b>              | <b>58</b>    | <b>51</b>    | <b>57</b>    | <b>54</b>    | <b>54</b>    | <b>+5</b>       | <b>-3</b>       | <b>-1</b>           | <b>+2</b>                       | <b>-4</b>                       | <b>+4.8%</b>                      | <b>58</b>    |



| Our Lady of Lourdes SEP 2024                  | WTE DEC 2019 | WTE DEC 2022 | WTE DEC 2023 | WTE AUG 2024 | WTE SEP 2024 | WTE Change 2023 | WTE Change 2024 | WTE Change AUG 2024 | WTE Change Dec 2022 to SEP 2024 | WTE Change Dec 2019 to SEP 2024 | % WTE Change Dec 2022 to SEP 2024 | No. SEP 2024 |
|---|--------------|--------------|--------------|--------------|--------------|-----------------|-----------------|---------------------|---------------------------------|---------------------------------|-----------------------------------|--------------|
| <b>Total Our Lady of Lourdes</b>              | <b>2,149</b> | <b>2,523</b> | <b>2,586</b> | <b>2,633</b> | <b>2,624</b> | <b>+63</b>      | <b>+38</b>      | <b>-8</b>           | <b>+101</b>                     | <b>+475</b>                     | <b>+4.0%</b>                      | <b>2,837</b> |
| Consultants                                   | 101          | 104          | 126          | 135          | 133          | +22             | +7              | -2                  | +29                             | +32                             | +28.1%                            | 137          |
| Registrars                                    | 126          | 133          | 135          | 146          | 146          | +2              | +11             | +1                  | +13                             | +20                             | +9.7%                             | 149          |
| SHO/ Interns                                  | 112          | 128          | 149          | 148          | 152          | +21             | +3              | +4                  | +24                             | +40                             | +18.6%                            | 154          |
| <b>Medical &amp; Dental</b>                   | <b>339</b>   | <b>365</b>   | <b>410</b>   | <b>428</b>   | <b>431</b>   | <b>+44</b>      | <b>+21</b>      | <b>+3</b>           | <b>+66</b>                      | <b>+92</b>                      | <b>+18.0%</b>                     | <b>440</b>   |
| Nurse/ Midwife Manager                        | 161          | 221          | 226          | 218          | 217          | +6              | -9              | -0                  | -3                              | +56                             | -1.5%                             | 235          |
| Nurse/ Midwife Specialist & AN/MP             | 49           | 88           | 94           | 95           | 95           | +6              | +1              | -0                  | +7                              | +46                             | +7.7%                             | 101          |
| Staff Nurse/ Staff Midwife                    | 681          | 781          | 776          | 820          | 813          | -6              | +37             | -7                  | +31                             | +132                            | +4.0%                             | 878          |
| Nursing/ Midwifery awaiting registration      | 1            | 5            | 21           |              |              | +17             | -21             |                     | -5                              | -1                              | -100.0%                           |              |
| Pre-registration Nurse/ Midwife Intern        | 0            | 1            | 1            | 31           | 30           | 0               | 30              | 0                   | 29                              | +30                             | #####                             | 61           |
| Post-registration Nurse/ Midwife Student      | 20           | 8            | 7            | 6            | 6            | -1              | -1              | 0                   | -2                              | -14                             | -24.9%                            | 6            |
| Nursing/ Midwifery Student                    | 21           | 13           | 29           | 37           | 36           | +15             | +8              | -1                  | +23                             | +15                             | +172.1%                           | 67           |
| Nursing/ Midwifery other                      | 11           | 12           | 13           | 10           | 11           | +1              | -1              | +2                  | -0                              | +1                              | -2.4%                             | 14           |
| <b>Nursing &amp; Midwifery</b>                | <b>922</b>   | <b>1,115</b> | <b>1,138</b> | <b>1,179</b> | <b>1,172</b> | <b>+22</b>      | <b>+35</b>      | <b>-7</b>           | <b>+57</b>                      | <b>+250</b>                     | <b>+5.1%</b>                      | <b>1,295</b> |
| Dietitians                                    | 15           | 19           | 19           | 20           | 19           | +0              | 0               | -1                  | 0                               | +4                              | -0.8%                             | 22           |
| Occupational Therapists                       | 9            | 18           | 20           | 19           | 19           | +1              | -1              | 0                   | 1                               | +10                             | +3.1%                             | 20           |
| Physiotherapists                              | 29           | 46           | 40           | 41           | 41           | -6              | 1               | +0                  | -5                              | +12                             | -10.3%                            | 46           |
| Podiatrists & Chiropodists                    | 4            | 2            | 2            | 2            | 2            | +0              | 0               | +0                  | 0                               | -2                              | -2.0%                             | 2            |
| Speech & Language Therapists                  | 9            | 10           | 10           | 10           | 9            | 0               | 0               | 0                   | -1                              | +1                              | -7.1%                             | 10           |
| Therapy Professions                           | 65           | 95           | 90           | 91           | 90           | -5              | -0              | -1                  | -5                              | +25                             | -5.3%                             | 100          |
| Health Science/ Diagnostics                   | 98           | 104          | 104          | 107          | 108          | -0              | +4              | +0                  | +4                              | +9                              | +3.5%                             | 117          |
| Pharmacy                                      | 23           | 34           | 32           | 31           | 30           | -2              | -1              | -1                  | -3                              | +7                              | -10.0%                            | 34           |
| Social Workers                                | 12           | 15           | 16           | 18           | 17           | +1              | +1              | -1                  | +2                              | +5                              | +12.1%                            | 20           |
| H&SC, Other                                   | 2            | 3            | 2            |              |              | -1              | -2              |                     | -3                              | -2                              | -100.0%                           |              |
| <b>Health &amp; Social Care Professionals</b> | <b>200</b>   | <b>250</b>   | <b>244</b>   | <b>247</b>   | <b>245</b>   | <b>-6</b>       | <b>+1</b>       | <b>-2</b>           | <b>-6</b>                       | <b>+44</b>                      | <b>-2.2%</b>                      | <b>271</b>   |
| Management (VIII & above)                     | 11           | 13           | 16           | 14           | 14           | +3              | -2              | +0                  | +1                              | +3                              | +7.0%                             | 14           |
| Administrative/ Supervisory (V to VII)        | 42           | 65           | 76           | 79           | 78           | +11             | +3              | -1                  | +14                             | +36                             | +21.4%                            | 83           |
| Clerical (III & IV)                           | 227          | 249          | 242          | 229          | 226          | -7              | -16             | -3                  | -23                             | -1                              | -9.3%                             | 246          |
| <b>Management &amp; Administrative</b>        | <b>280</b>   | <b>326</b>   | <b>334</b>   | <b>322</b>   | <b>318</b>   | <b>+7</b>       | <b>-15</b>      | <b>-4</b>           | <b>-8</b>                       | <b>+38</b>                      | <b>-2.6%</b>                      | <b>343</b>   |
| Support                                       | 189          | 204          | 208          | 202          | 203          | +4              | -5              | +1                  | -0                              | +14                             | -0.1%                             | 212          |
| Maintenance/ Technical                        | 15           | 19           | 17           | 16           | 17           | -2              | -0              | +0                  | -2                              | +2                              | -12.3%                            | 18           |
| <b>General Support</b>                        | <b>204</b>   | <b>223</b>   | <b>225</b>   | <b>219</b>   | <b>220</b>   | <b>+2</b>       | <b>-5</b>       | <b>+1</b>           | <b>-3</b>                       | <b>+16</b>                      | <b>-1.2%</b>                      | <b>230</b>   |
| Health Care Assistants                        | 195          | 238          | 232          | 231          | 233          | -6              | +1              | +2                  | -5                              | +38                             | -2.1%                             | 249          |
| Care, other                                   | 9            | 5            | 5            | 6            | 5            | -1              | +0              | -1                  | -0                              | -4                              | -5.8%                             | 9            |
| <b>Patient &amp; Client Care</b>              | <b>204</b>   | <b>243</b>   | <b>236</b>   | <b>237</b>   | <b>238</b>   | <b>-7</b>       | <b>+2</b>       | <b>+1</b>           | <b>-5</b>                       | <b>+34</b>                      | <b>-2.2%</b>                      | <b>258</b>   |

| Our Lady's Navan SEP 2024                | WTE DEC 2019 | WTE DEC 2022 | WTE DEC 2023 | WTE AUG 2024 | WTE SEP 2024 | WTE Change 2023 | WTE Change 2024 | WTE Change AUG 2024 | WTE Change Dec 2022 to SEP 2024 | WTE Change Dec 2019 to SEP 2024 | % WTE Change Dec 2022 to SEP 2024 | No. SEP 2024 |
|--|--------------|--------------|--------------|--------------|--------------|-----------------|-----------------|---------------------|---------------------------------|---------------------------------|-----------------------------------|--------------|
| <b>Total Our Lady's Navan</b>            | <b>516</b>   | <b>639</b>   | <b>652</b>   | <b>681</b>   | <b>680</b>   | <b>+13</b>      | <b>+28</b>      | <b>-1</b>           | <b>+40</b>                      | <b>+164</b>                     | <b>+6.3%</b>                      | <b>760</b>   |
| Consultants                              | 13           | 16           | 17           | 16           | 16           | +0              | -1              | -0                  | -0                              | +3                              | -1.7%                             | 16           |
| Registrars                               | 27           | 32           | 36           | 33           | 33           | +4              | -3              | +0                  | +1                              | +6                              | +3.5%                             | 33           |
| SHO/ Interns                             | 35           | 47           | 47           | 42           | 39           | +1              | -8              | -3                  | -7                              | +4                              | -16.1%                            | 41           |
| <b>Medical &amp; Dental</b>              | <b>74</b>    | <b>95</b>    | <b>100</b>   | <b>90</b>    | <b>88</b>    | <b>+6</b>       | <b>-12</b>      | <b>-2</b>           | <b>-7</b>                       | <b>+14</b>                      | <b>-7.0%</b>                      | <b>90</b>    |
| Nurse/ Midwife Manager                   | 44           | 54           | 55           | 60           | 60           | +1              | +5              | +0                  | +6                              | +16                             | +11.5%                            | 66           |
| Nurse/ Midwife Specialist & AN/MP        | 11           | 13           | 10           | 11           | 11           | -4              | +2              | +0                  | -2                              | +0                              | -15.6%                            | 13           |
| Staff Nurse/ Staff Midwife               | 121          | 147          | 155          | 170          | 171          | +8              | +16             | +1                  | +24                             | +50                             | +16.3%                            | 194          |
| Nursing/ Midwifery awaiting registration | 4            |              |              |              |              |                 |                 |                     |                                 | -4                              | -100.0%                           |              |
| Nursing/ Midwifery Student               | 4            |              |              |              |              |                 |                 |                     |                                 | -4                              | -100.0%                           |              |
| <b>Nursing &amp; Midwifery</b>           | <b>180</b>   | <b>214</b>   | <b>219</b>   | <b>241</b>   | <b>242</b>   | <b>+5</b>       | <b>+23</b>      | <b>+2</b>           | <b>+28</b>                      | <b>+62</b>                      | <b>+13.1%</b>                     | <b>273</b>   |
| Dietitians                               | 1            | 1            | 3            | 3            | 3            | +2              | 0               | +0                  | 2                               | +2                              | +206.5%                           | 3            |



| Our Lady's Navan SEP 2024                     | WTE DEC 2019 | WTE DEC 2022 | WTE DEC 2023 | WTE AUG 2024 | WTE SEP 2024 | WTE Change 2023 | WTE Change 2024 | WTE Change AUG 2024 | WTE Change Dec 2022 to SEP 2024 | WTE Change Dec 2019 to SEP 2024 | % WTE Change Dec 2022 to SEP 2024 | No. SEP 2024 |
|---|--------------|--------------|--------------|--------------|--------------|-----------------|-----------------|---------------------|---------------------------------|---------------------------------|-----------------------------------|--------------|
| <b>Total Our Lady's Navan</b>                 | <b>516</b>   | <b>639</b>   | <b>652</b>   | <b>681</b>   | <b>680</b>   | <b>+13</b>      | <b>+28</b>      | <b>-1</b>           | <b>+40</b>                      | <b>+164</b>                     | <b>+6.3%</b>                      | <b>760</b>   |
| Occupational Therapists                       | 4            | 5            | 6            | 8            | 8            | +1              | 1               | 0                   | 2                               | +4                              | +47.1%                            | 9            |
| Physiotherapists                              | 12           | 16           | 18           | 20           | 20           | +2              | 2               | +0                  | 4                               | +8                              | +24.3%                            | 22           |
| Podiatrists & Chiropodists                    | 1            | 1            | 1            | 1            | 1            | +0              | 0               | +0                  | 0                               | +0                              | +0.0%                             | 1            |
| Speech & Language Therapists                  | 1            | 1            | 1            | 1            | 1            | +0              | 0               | +0                  | 0                               | +0                              | +0.0%                             | 1            |
| Therapy Professions                           | 19           | 24           | 29           | 32           | 32           | +5              | +3              | -0                  | +8                              | +14                             | +34.3%                            | 36           |
| Health Science/ Diagnostics                   | 37           | 46           | 46           | 46           | 46           | +0              | +0              | -0                  | +0                              | +9                              | +1.0%                             | 51           |
| Pharmacy                                      | 6            | 8            | 8            | 9            | 9            | -0              | +1              | +0                  | +1                              | +3                              | +9.0%                             | 11           |
| Social Workers                                |              | 1            | 1            | 1            | 1            | +0              | +0              | +0                  | +0                              | +1                              | +53.8%                            | 1            |
| <b>Health &amp; Social Care Professionals</b> | <b>62</b>    | <b>79</b>    | <b>84</b>    | <b>88</b>    | <b>89</b>    | <b>+5</b>       | <b>+5</b>       | <b>+0</b>           | <b>+10</b>                      | <b>+27</b>                      | <b>+12.4%</b>                     | <b>99</b>    |
| Management (VIII & above)                     | 2            | 2            | 2            | 2            | 2            | +0              | +0              | +0                  | +0                              | +0                              | +0.0%                             | 2            |
| Administrative/ Supervisory (V to VII)        | 12           | 25           | 30           | 31           | 31           | +6              | +0              | +0                  | +6                              | +18                             | +24.7%                            | 34           |
| Clerical (III & IV)                           | 56           | 73           | 61           | 61           | 60           | -12             | -1              | -0                  | -13                             | +4                              | -17.5%                            | 69           |
| <b>Management &amp; Administrative</b>        | <b>71</b>    | <b>100</b>   | <b>94</b>    | <b>93</b>    | <b>93</b>    | <b>-6</b>       | <b>-1</b>       | <b>-0</b>           | <b>-7</b>                       | <b>+22</b>                      | <b>-6.7%</b>                      | <b>105</b>   |
| Support                                       | 23           | 32           | 35           | 36           | 36           | +3              | +1              | +1                  | +5                              | +13                             | +14.2%                            | 41           |
| Maintenance/ Technical                        | 5            | 5            | 6            | 6            | 6            | +1              | +0              | +0                  | +1                              | +1                              | +21.0%                            | 6            |
| <b>General Support</b>                        | <b>28</b>    | <b>37</b>    | <b>41</b>    | <b>42</b>    | <b>42</b>    | <b>+5</b>       | <b>+1</b>       | <b>+1</b>           | <b>+6</b>                       | <b>+14</b>                      | <b>+15.1%</b>                     | <b>47</b>    |
| Health Care Assistants                        | 98           | 113          | 111          | 125          | 124          | -3              | +13             | -1                  | +10                             | +26                             | +9.2%                             | 141          |
| Care, other                                   | 2            | 2            | 3            | 2            | 2            | +1              | -1              | +0                  | -0                              | -1                              | -0.6%                             | 5            |
| <b>Patient &amp; Client Care</b>              | <b>100</b>   | <b>115</b>   | <b>113</b>   | <b>127</b>   | <b>125</b>   | <b>-2</b>       | <b>+12</b>      | <b>-1</b>           | <b>+10</b>                      | <b>+25</b>                      | <b>+9.0%</b>                      | <b>146</b>   |

| Portiuncula University SEP 2024               | WTE DEC 2019 | WTE DEC 2022 | WTE DEC 2023 | WTE AUG 2024 | WTE SEP 2024 | WTE Change 2023 | WTE Change 2024 | WTE Change AUG 2024 | WTE Change Dec 2022 to SEP 2024 | WTE Change Dec 2019 to SEP 2024 | % WTE Change Dec 2022 to SEP 2024 | No. SEP 2024 |
|---|--------------|--------------|--------------|--------------|--------------|-----------------|-----------------|---------------------|---------------------------------|---------------------------------|-----------------------------------|--------------|
| <b>Total Portiuncula University</b>           | <b>790</b>   | <b>982</b>   | <b>1,076</b> | <b>1,070</b> | <b>1,064</b> | <b>+95</b>      | <b>-12</b>      | <b>-5</b>           | <b>+83</b>                      | <b>+275</b>                     | <b>+8.4%</b>                      | <b>1,184</b> |
| Consultants                                   | 38           | 37           | 47           | 46           | 47           | +10             | +0              | +0                  | +10                             | +9                              | +25.8%                            | 51           |
| Registrars                                    | 42           | 53           | 56           | 55           | 54           | +3              | -2              | -1                  | +1                              | +12                             | +2.6%                             | 56           |
| SHO/ Interns                                  | 58           | 70           | 76           | 78           | 80           | +6              | +4              | +2                  | +10                             | +23                             | +14.3%                            | 81           |
| <b>Medical &amp; Dental</b>                   | <b>137</b>   | <b>160</b>   | <b>179</b>   | <b>180</b>   | <b>181</b>   | <b>+19</b>      | <b>+2</b>       | <b>+1</b>           | <b>+21</b>                      | <b>+44</b>                      | <b>+13.1%</b>                     | <b>188</b>   |
| Nurse/ Midwife Manager                        | 66           | 80           | 93           | 95           | 92           | +12             | -1              | -3                  | +11                             | +26                             | +14.2%                            | 103          |
| Nurse/ Midwife Specialist & AN/MP             | 19           | 31           | 35           | 33           | 33           | +4              | -2              | +0                  | +2                              | +14                             | +7.0%                             | 37           |
| Staff Nurse/ Staff Midwife                    | 236          | 288          | 311          | 314          | 307          | +23             | -4              | -7                  | +19                             | +71                             | +6.8%                             | 356          |
| Nursing/ Midwifery awaiting registration      |              | 2            | 2            |              | 3            | +0              | 1               | +3                  | 1                               | +3                              | +47.0%                            | 3            |
| Post-registration Nurse/ Midwife Student      |              | 1            |              | 1            | 2            | -1              | 2               | +1                  | 1                               | +2                              | +100.0%                           | 2            |
| Nursing/ Midwifery Student                    |              | 3            | 2            | 1            | 5            | -1              | +3              | +4                  | +2                              | +5                              | +64.7%                            | 5            |
| Nursing/ Midwifery other                      | 1            | 2            | 2            | 2            | 2            | -1              | -0              | +0                  | -1                              | +1                              | -24.8%                            | 3            |
| <b>Nursing &amp; Midwifery</b>                | <b>322</b>   | <b>404</b>   | <b>443</b>   | <b>445</b>   | <b>439</b>   | <b>+38</b>      | <b>-4</b>       | <b>-6</b>           | <b>+34</b>                      | <b>+117</b>                     | <b>+8.5%</b>                      | <b>504</b>   |
| Dietitians                                    | 4            | 4            | 5            | 5            | 5            | +1              | 0               | +0                  | 1                               | +1                              | +20.6%                            | 5            |
| Occupational Therapists                       | 2            | 3            | 4            | 5            | 5            | +1              | 1               | +0                  | 2                               | +3                              | +64.5%                            | 5            |
| Physiotherapists                              | 8            | 11           | 14           | 13           | 13           | +2              | -1              | +0                  | 2                               | +5                              | +14.5%                            | 15           |
| Speech & Language Therapists                  | 1            | 5            | 5            | 4            | 4            | +0              | -1              | 0                   | -1                              | +3                              | -20.8%                            | 5            |
| Therapy Professions                           | 16           | 23           | 27           | 26           | 26           | +4              | -1              | +0                  | +3                              | +11                             | +14.8%                            | 30           |
| Health Science/ Diagnostics                   | 48           | 57           | 63           | 62           | 61           | +6              | -2              | -1                  | +4                              | +13                             | +7.1%                             | 68           |
| Pharmacy                                      | 12           | 16           | 14           | 16           | 16           | -1              | +2              | +0                  | +1                              | +5                              | +3.8%                             | 19           |
| Social Workers                                | 4            | 5            | 5            | 5            | 5            | -1              | +0              | -0                  | -1                              | +1                              | -10.0%                            | 5            |
| H&SC, Other                                   | 2            | 3            | 4            | 1            | 1            | +1              | -3              | +0                  | -2                              | -1                              | -72.2%                            | 1            |
| <b>Health &amp; Social Care Professionals</b> | <b>81</b>    | <b>104</b>   | <b>113</b>   | <b>109</b>   | <b>109</b>   | <b>+9</b>       | <b>-4</b>       | <b>-0</b>           | <b>+5</b>                       | <b>+28</b>                      | <b>+5.2%</b>                      | <b>123</b>   |
| Management (VIII & above)                     | 6            | 6            | 6            | 6            | 6            | +0              | +0              | +0                  | +0                              | +0                              | +0.0%                             | 6            |
| Administrative/ Supervisory (V to VII)        | 21           | 34           | 43           | 47           | 46           | +9              | +3              | -0                  | +12                             | +25                             | +36.4%                            | 48           |
| Clerical (III & IV)                           | 84           | 104          | 104          | 98           | 98           | +1              | -6              | +0                  | -5                              | +14                             | -5.0%                             | 107          |
| <b>Management &amp; Administrative</b>        | <b>111</b>   | <b>144</b>   | <b>153</b>   | <b>151</b>   | <b>151</b>   | <b>+10</b>      | <b>-3</b>       | <b>-0</b>           | <b>+7</b>                       | <b>+39</b>                      | <b>+5.0%</b>                      | <b>161</b>   |



| Portiuncula University SEP 2024     | WTE DEC 2019 | WTE DEC 2022 | WTE DEC 2023 | WTE AUG 2024 | WTE SEP 2024 | WTE Change 2023 | WTE Change 2024 | WTE Change AUG 2024 | WTE Change Dec 2022 to SEP 2024 | WTE Change Dec 2019 to SEP 2024 | % WTE Change Dec 2022 to SEP 2024 | No. SEP 2024 |
|-------------------------------------|--------------|--------------|--------------|--------------|--------------|-----------------|-----------------|---------------------|---------------------------------|---------------------------------|-----------------------------------|--------------|
| <b>Total Portiuncula University</b> | <b>790</b>   | <b>982</b>   | <b>1,076</b> | <b>1,070</b> | <b>1,064</b> | <b>+95</b>      | <b>-12</b>      | <b>-5</b>           | <b>+83</b>                      | <b>+275</b>                     | <b>+8.4%</b>                      | <b>1,184</b> |
| Support                             | 66           | 77           | 82           | 80           | 79           | +6              | -3              | -0                  | +2                              | +13                             | +3.2%                             | 89           |
| Maintenance/ Technical              | 11           | 11           | 12           | 12           | 12           | +1              | +0              | -0                  | +1                              | +1                              | +9.1%                             | 12           |
| <b>General Support</b>              | <b>77</b>    | <b>88</b>    | <b>94</b>    | <b>92</b>    | <b>91</b>    | <b>+7</b>       | <b>-3</b>       | <b>-1</b>           | <b>+3</b>                       | <b>+14</b>                      | <b>+4.0%</b>                      | <b>101</b>   |
| Health Care Assistants              | 59           | 82           | 94           | 92           | 93           | +12             | -1              | +1                  | +11                             | +34                             | +13.0%                            | 106          |
| Care, other                         | 2            |              | 1            | 1            | 1            | +1              | +0              | +0                  | +1                              | -1                              | -100.0%                           | 1            |
| <b>Patient &amp; Client Care</b>    | <b>61</b>    | <b>82</b>    | <b>95</b>    | <b>93</b>    | <b>94</b>    | <b>+12</b>      | <b>-1</b>       | <b>+1</b>           | <b>+11</b>                      | <b>+33</b>                      | <b>+14.0%</b>                     | <b>107</b>   |

| RCSI HQ SEP 2024                              | WTE DEC 2019 | WTE DEC 2022 | WTE DEC 2023 | WTE AUG 2024 | WTE SEP 2024 | WTE Change 2023 | WTE Change 2024 | WTE Change AUG 2024 | WTE Change Dec 2022 to SEP 2024 | WTE Change Dec 2019 to SEP 2024 | % WTE Change Dec 2022 to SEP 2024 | No. SEP 2024 |
|---|--------------|--------------|--------------|--------------|--------------|-----------------|-----------------|---------------------|---------------------------------|---------------------------------|-----------------------------------|--------------|
| <b>Total RCSI HQ</b>                          | <b>30</b>    | <b>65</b>    | <b>70</b>    | <b>69</b>    | <b>66</b>    | <b>+5</b>       | <b>-4</b>       | <b>-3</b>           | <b>+1</b>                       | <b>+36</b>                      | <b>+2.1%</b>                      | <b>68</b>    |
| Medical/ Dental, other                        |              | 1            | 0            | 1            | 1            | -1              | +0              | +0                  | -0                              | +1                              | -17.3%                            | 1            |
| <b>Medical &amp; Dental</b>                   |              | <b>1</b>     | <b>0</b>     | <b>1</b>     | <b>1</b>     | <b>-1</b>       | <b>+0</b>       | <b>+0</b>           | <b>-0</b>                       | <b>+1</b>                       | <b>-17.3%</b>                     | <b>1</b>     |
| Nurse/ Midwife Manager                        | 2            | 6            | 8            | 9            | 9            | +2              | +1              | -0                  | +3                              | +7                              | +50.5%                            | 9            |
| <b>Nursing &amp; Midwifery</b>                | <b>2</b>     | <b>6</b>     | <b>8</b>     | <b>9</b>     | <b>9</b>     | <b>+2</b>       | <b>+1</b>       | <b>-0</b>           | <b>+3</b>                       | <b>+7</b>                       | <b>+50.5%</b>                     | <b>9</b>     |
| Physiotherapists                              |              | 1            | 1            | 1            | 1            | +0              | 0               | +0                  | 0                               | +1                              | +0.0%                             | 1            |
| Therapy Professions                           |              | 1            | 1            | 1            | 1            | +0              | +0              | +0                  | +0                              | +1                              | +0.0%                             | 1            |
| Health Science/ Diagnostics                   | 1            | 1            | 1            | 1            | 1            | +0              | +0              | +0                  | +0                              | +0                              | +5.3%                             | 1            |
| Social Workers                                |              |              | 1            | 1            | 1            | +1              | +0              | +0                  | +1                              | +1                              | -100.0%                           | 1            |
| <b>Health &amp; Social Care Professionals</b> | <b>1</b>     | <b>2</b>     | <b>3</b>     | <b>3</b>     | <b>3</b>     | <b>+1</b>       | <b>+0</b>       | <b>+0</b>           | <b>+1</b>                       | <b>+2</b>                       | <b>+53.8%</b>                     | <b>3</b>     |
| Management (VIII & above)                     | 19           | 27           | 26           | 26           | 24           | -1              | -2              | -2                  | -3                              | +5                              | -12.6%                            | 24           |
| Administrative/ Supervisory (V to VII)        | 7            | 26           | 30           | 28           | 28           | +5              | -3              | -1                  | +2                              | +21                             | +8.6%                             | 29           |
| Clerical (III & IV)                           | 1            | 2            | 2            | 2            | 2            | -0              | -0              | +0                  | -0                              | +1                              | -15.9%                            | 2            |
| <b>Management &amp; Administrative</b>        | <b>27</b>    | <b>55</b>    | <b>58</b>    | <b>56</b>    | <b>53</b>    | <b>+3</b>       | <b>-5</b>       | <b>-3</b>           | <b>-2</b>                       | <b>+26</b>                      | <b>-2.9%</b>                      | <b>55</b>    |
| Health Care Assistants                        |              | 1            |              |              |              | -1              |                 |                     | -1                              |                                 | -100.0%                           |              |
| <b>Patient &amp; Client Care</b>              |              | <b>1</b>     |              |              |              | <b>-1</b>       |                 |                     | <b>-1</b>                       |                                 | <b>-100.0%</b>                    |              |

| Roscommon University SEP 2024          | WTE DEC 2019 | WTE DEC 2022 | WTE DEC 2023 | WTE AUG 2024 | WTE SEP 2024 | WTE Change 2023 | WTE Change 2024 | WTE Change AUG 2024 | WTE Change Dec 2022 to SEP 2024 | WTE Change Dec 2019 to SEP 2024 | % WTE Change Dec 2022 to SEP 2024 | No. SEP 2024 |
|--|--------------|--------------|--------------|--------------|--------------|-----------------|-----------------|---------------------|---------------------------------|---------------------------------|-----------------------------------|--------------|
| <b>Total Roscommon University</b>      | <b>333</b>   | <b>438</b>   | <b>476</b>   | <b>457</b>   | <b>455</b>   | <b>+37</b>      | <b>-21</b>      | <b>-3</b>           | <b>+16</b>                      | <b>+121</b>                     | <b>+3.7%</b>                      | <b>508</b>   |
| Consultants                            | 10           | 10           | 11           | 9            | 10           | +1              | -1              | +1                  | -0                              | -0                              | -1.3%                             | 10           |
| Registrars                             | 7            | 10           | 10           | 10           | 10           | +0              | +0              | +0                  | +0                              | +3                              | +4.9%                             | 11           |
| SHO/ Interns                           | 12           | 12           | 15           | 12           | 12           | +3              | -3              | +0                  | +0                              | +0                              | +1.9%                             | 13           |
| <b>Medical &amp; Dental</b>            | <b>29</b>    | <b>32</b>    | <b>36</b>    | <b>30</b>    | <b>32</b>    | <b>+5</b>       | <b>-4</b>       | <b>+2</b>           | <b>+1</b>                       | <b>+3</b>                       | <b>+1.8%</b>                      | <b>34</b>    |
| Nurse/ Midwife Manager                 | 23           | 32           | 38           | 35           | 34           | +6              | -4              | -2                  | +1                              | +10                             | +4.4%                             | 37           |
| Nurse/ Midwife Specialist & AN/MP      | 14           | 24           | 27           | 26           | 25           | +4              | -2              | -1                  | +1                              | +11                             | +5.1%                             | 26           |
| Staff Nurse/ Staff Midwife             | 88           | 132          | 134          | 133          | 131          | +3              | -3              | -2                  | -0                              | +43                             | -0.2%                             | 151          |
| Pre-registration Nurse/ Midwife Intern |              | 1            |              | 2            | 2            | -1              | 2               | +0                  | 1                               | +2                              | +183.0%                           | 3            |
| Nursing/ Midwifery Student             |              | 1            |              | 2            | 2            | -1              | +2              | +0                  | +1                              | +2                              | +183.0%                           | 3            |
| Nursing/ Midwifery other               | 1            | 1            | 1            | 1            | 1            | -0              | +0              | +0                  | -0                              | +0                              | -1.1%                             | 1            |
| <b>Nursing &amp; Midwifery</b>         | <b>126</b>   | <b>189</b>   | <b>200</b>   | <b>197</b>   | <b>192</b>   | <b>+11</b>      | <b>-8</b>       | <b>-4</b>           | <b>+3</b>                       | <b>+66</b>                      | <b>+1.8%</b>                      | <b>218</b>   |
| Dietitians                             | 1            | 2            | 2            | 1            | 1            | 0               | -1              | +0                  | -1                              | +0                              | -44.8%                            | 1            |
| Occupational Therapists                | 2            | 3            | 3            | 4            | 3            | +0              | 0               | -1                  | 0                               | +1                              | +16.4%                            | 4            |
| Physiotherapists                       | 3            | 5            | 5            | 4            | 4            | +0              | -1              | +0                  | -1                              | +1                              | -12.7%                            | 5            |
| Podiatrists & Chiropodists             | 1            |              | 1            | 1            | 1            | +1              | 0               | +0                  | 1                               | +0                              | -100.0%                           | 1            |



| Roscommon University SEP 2024                 | WTE DEC 2019 | WTE DEC 2022 | WTE DEC 2023 | WTE AUG 2024 | WTE SEP 2024 | WTE Change 2023 | WTE Change 2024 | WTE Change AUG 2024 | WTE Change Dec 2022 to SEP 2024 | WTE Change Dec 2019 to SEP 2024 | % WTE Change Dec 2022 to SEP 2024 | No. SEP 2024 |
|---|--------------|--------------|--------------|--------------|--------------|-----------------|-----------------|---------------------|---------------------------------|---------------------------------|-----------------------------------|--------------|
| <b>Total Roscommon University</b>             | <b>333</b>   | <b>438</b>   | <b>476</b>   | <b>457</b>   | <b>455</b>   | <b>+37</b>      | <b>-21</b>      | <b>-3</b>           | <b>+16</b>                      | <b>+121</b>                     | <b>+3.7%</b>                      | <b>508</b>   |
| Speech & Language Therapists                  | 2            | 2            | 1            | 1            | 1            | -1              | 0               | +0                  | -1                              | -1                              | -46.2%                            | 1            |
| Therapy Professions                           | 9            | 11           | 12           | 11           | 10           | +1              | -2              | -0                  | -1                              | +1                              | -7.0%                             | 12           |
| Health Science/ Diagnostics                   | 16           | 20           | 19           | 19           | 19           | -2              | +0              | -0                  | -2                              | +3                              | -8.4%                             | 22           |
| Pharmacy                                      | 1            | 3            | 4            | 3            | 3            | +1              | -1              | +0                  | -0                              | +2                              | -2.1%                             | 4            |
| Social Workers                                |              | 1            | 2            | 2            | 2            | +2              | -0              | -0                  | +2                              | +2                              | +303.7%                           | 3            |
| <b>Health &amp; Social Care Professionals</b> | <b>26</b>    | <b>35</b>    | <b>36</b>    | <b>35</b>    | <b>34</b>    | <b>+1</b>       | <b>-2</b>       | <b>-1</b>           | <b>-1</b>                       | <b>+8</b>                       | <b>-2.6%</b>                      | <b>41</b>    |
| Management (VIII & above)                     | 1            | 1            | 3            | 1            | 1            | +2              | -2              | +0                  | +0                              | +0                              | +0.0%                             | 1            |
| Administrative/ Supervisory (V to VII)        | 11           | 16           | 18           | 18           | 18           | +2              | -0              | -0                  | +2                              | +8                              | +14.9%                            | 19           |
| Clerical (III & IV)                           | 48           | 54           | 60           | 59           | 59           | +6              | -1              | -0                  | +5                              | +11                             | +8.7%                             | 66           |
| <b>Management &amp; Administrative</b>        | <b>59</b>    | <b>71</b>    | <b>82</b>    | <b>79</b>    | <b>78</b>    | <b>+11</b>      | <b>-3</b>       | <b>-0</b>           | <b>+7</b>                       | <b>+19</b>                      | <b>+9.9%</b>                      | <b>86</b>    |
| Support                                       | 62           | 67           | 68           | 65           | 66           | +1              | -1              | +1                  | -1                              | +4                              | -1.2%                             | 73           |
| Maintenance/ Technical                        | 9            | 9            | 10           | 10           | 10           | +1              | +0              | +0                  | +1                              | +1                              | +17.5%                            | 10           |
| <b>General Support</b>                        | <b>71</b>    | <b>75</b>    | <b>78</b>    | <b>75</b>    | <b>76</b>    | <b>+2</b>       | <b>-1</b>       | <b>+1</b>           | <b>+1</b>                       | <b>+5</b>                       | <b>+1.0%</b>                      | <b>83</b>    |
| Health Care Assistants                        | 22           | 36           | 42           | 41           | 40           | +7              | -2              | -1                  | +4                              | +18                             | +12.0%                            | 44           |
| Care, other                                   | 1            | 1            | 2            | 2            | 2            | +1              | +0              | +0                  | +1                              | +1                              | +194.1%                           | 2            |
| <b>Patient &amp; Client Care</b>              | <b>22</b>    | <b>36</b>    | <b>44</b>    | <b>42</b>    | <b>42</b>    | <b>+8</b>       | <b>-2</b>       | <b>-1</b>           | <b>+5</b>                       | <b>+19</b>                      | <b>+14.5%</b>                     | <b>46</b>    |

| Rotunda SEP 2024                              | WTE DEC 2019 | WTE DEC 2022 | WTE DEC 2023 | WTE AUG 2024 | WTE SEP 2024 | WTE Change 2023 | WTE Change 2024 | WTE Change AUG 2024 | WTE Change Dec 2022 to SEP 2024 | WTE Change Dec 2019 to SEP 2024 | % WTE Change Dec 2022 to SEP 2024 | No. SEP 2024 |
|---|--------------|--------------|--------------|--------------|--------------|-----------------|-----------------|---------------------|---------------------------------|---------------------------------|-----------------------------------|--------------|
| <b>Total Rotunda</b>                          | <b>892</b>   | <b>988</b>   | <b>1,003</b> | <b>1,020</b> | <b>1,027</b> | <b>+15</b>      | <b>+24</b>      | <b>+7</b>           | <b>+39</b>                      | <b>+135</b>                     | <b>+4.0%</b>                      | <b>1,187</b> |
| Consultants                                   | 44           | 53           | 53           | 54           | 56           | +0              | +3              | +2                  | +4                              | +13                             | +6.9%                             | 63           |
| Registrars                                    | 49           | 59           | 55           | 58           | 58           | -4              | +3              | -1                  | -1                              | +8                              | -2.2%                             | 60           |
| SHO/ Interns                                  | 20           | 25           | 30           | 32           | 32           | +5              | +2              | -0                  | +7                              | +12                             | +28.1%                            | 32           |
| <b>Medical &amp; Dental</b>                   | <b>113</b>   | <b>136</b>   | <b>138</b>   | <b>144</b>   | <b>146</b>   | <b>+2</b>       | <b>+8</b>       | <b>+2</b>           | <b>+9</b>                       | <b>+33</b>                      | <b>+6.8%</b>                      | <b>155</b>   |
| Nurse/ Midwife Manager                        | 94           | 123          | 128          | 130          | 129          | +5              | +1              | -1                  | +6                              | +35                             | +4.5%                             | 151          |
| Nurse/ Midwife Specialist & AN/MP             | 15           | 21           | 26           | 25           | 27           | +5              | +1              | +1                  | +6                              | +12                             | +26.7%                            | 29           |
| Staff Nurse/ Staff Midwife                    | 257          | 240          | 250          | 248          | 245          | +11             | -5              | -2                  | +5                              | -12                             | +2.3%                             | 287          |
| Nursing/ Midwifery awaiting registration      |              |              |              |              | 0            |                 | 0               | +0                  | 0                               | +0                              | -100.0%                           | 1            |
| Pre-registration Nurse/ Midwife Intern        | 2            | 2            |              | 9            | 7            | -2              | 7               | -2                  | 5                               | +5                              | +269.4%                           | 19           |
| Post-registration Nurse/ Midwife Student      | 22           | 34           | 20           | 12           | 13           | -14             | -7              | +1                  | -21                             | -9                              | -61.5%                            | 14           |
| Nursing/ Midwifery Student                    | 24           | 36           | 20           | 21           | 20           | -16             | +0              | -1                  | -16                             | -4                              | -44.1%                            | 34           |
| Nursing/ Midwifery other                      | 2            |              |              |              |              |                 |                 |                     |                                 | -2                              | -100.0%                           |              |
| <b>Nursing &amp; Midwifery</b>                | <b>391</b>   | <b>420</b>   | <b>424</b>   | <b>423</b>   | <b>420</b>   | <b>+4</b>       | <b>-4</b>       | <b>-3</b>           | <b>+1</b>                       | <b>+29</b>                      | <b>+0.2%</b>                      | <b>501</b>   |
| Dietitians                                    | 3            | 6            | 7            | 6            | 6            | +1              | -1              | 0                   | 0                               | +3                              | +4.3%                             | 7            |
| Occupational Therapists                       |              | 1            | 1            | 1            | 1            | 0               | 0               | +0                  | 0                               | +1                              | -40.0%                            | 1            |
| Physiotherapists                              | 7            | 9            | 10           | 10           | 11           | +1              | 1               | +0                  | 2                               | +4                              | +20.6%                            | 13           |
| Speech & Language Therapists                  |              | 1            | 1            | 1            | 1            | +0              | 0               | +0                  | 0                               | +1                              | +0.0%                             | 1            |
| Therapy Professions                           | 9            | 17           | 18           | 18           | 18           | +2              | -0              | +0                  | +2                              | +9                              | +9.9%                             | 22           |
| Health Science/ Diagnostics                   | 46           | 49           | 48           | 49           | 51           | -1              | +3              | +2                  | +2                              | +5                              | +4.0%                             | 57           |
| Pharmacy                                      | 10           | 10           | 10           | 12           | 12           | +0              | +2              | +1                  | +3                              | +3                              | +26.7%                            | 14           |
| Psychologists                                 | 1            | 1            | 2            | 2            | 2            | +1              | -0              | -0                  | +1                              | +1                              | +104.2%                           | 2            |
| Social Workers                                | 8            | 9            | 10           | 10           | 11           | +2              | +1              | +1                  | +2                              | +3                              | +26.1%                            | 12           |
| <b>Health &amp; Social Care Professionals</b> | <b>74</b>    | <b>86</b>    | <b>89</b>    | <b>91</b>    | <b>95</b>    | <b>+3</b>       | <b>+6</b>       | <b>+4</b>           | <b>+10</b>                      | <b>+22</b>                      | <b>+11.1%</b>                     | <b>107</b>   |
| Management (VIII & above)                     | 8            | 10           | 10           | 10           | 11           | +0              | +1              | +1                  | +1                              | +3                              | +11.6%                            | 11           |
| Administrative/ Supervisory (V to VII)        | 57           | 64           | 68           | 68           | 71           | +4              | +3              | +3                  | +7                              | +14                             | +11.3%                            | 76           |
| Clerical (III & IV)                           | 82           | 79           | 82           | 86           | 86           | +4              | +4              | +0                  | +7                              | +4                              | +9.3%                             | 104          |
| <b>Management &amp; Administrative</b>        | <b>147</b>   | <b>152</b>   | <b>160</b>   | <b>164</b>   | <b>168</b>   | <b>+7</b>       | <b>+8</b>       | <b>+5</b>           | <b>+16</b>                      | <b>+21</b>                      | <b>+10.3%</b>                     | <b>191</b>   |
| Support                                       | 119          | 131          | 132          | 136          | 137          | +1              | +6              | +1                  | +6                              | +18                             | +4.6%                             | 165          |
| Maintenance/ Technical                        | 6            | 7            | 7            | 8            | 8            | +0              | +1              | -0                  | +1                              | +2                              | +13.9%                            | 8            |



| Rotunda SEP 2024       | WTE DEC 2019 | WTE DEC 2022 | WTE DEC 2023 | WTE AUG 2024 | WTE SEP 2024 | WTE Change 2023 | WTE Change 2024 | WTE Change AUG 2024 | WTE Change Dec 2022 to SEP 2024 | WTE Change Dec 2019 to SEP 2024 | % WTE Change Dec 2022 to SEP 2024 | No. SEP 2024 |
|------------------------|--------------|--------------|--------------|--------------|--------------|-----------------|-----------------|---------------------|---------------------------------|---------------------------------|-----------------------------------|--------------|
| <b>Total Rotunda</b>   | <b>892</b>   | <b>988</b>   | <b>1,003</b> | <b>1,020</b> | <b>1,027</b> | <b>+15</b>      | <b>+24</b>      | <b>+7</b>           | <b>+39</b>                      | <b>+135</b>                     | <b>+4.0%</b>                      | <b>1,187</b> |
| General Support        | 125          | 138          | 139          | 144          | 145          | +1              | +7              | +1                  | +7                              | +20                             | +5.1%                             | 173          |
| Health Care Assistants | 41           | 54           | 52           | 52           | 51           | -2              | -1              | -1                  | -3                              | +10                             | -5.6%                             | 59           |
| Care, other            | 1            | 1            | 1            | 1            | 1            | +0              | +0              | +0                  | +0                              | +0                              | +0.0%                             | 1            |
| Patient & Client Care  | 42           | 55           | 53           | 53           | 52           | -2              | -1              | -1                  | -3                              | +10                             | -5.5%                             | 60           |

| Royal Victoria Eye & Ear SEP 2024             | WTE DEC 2019 | WTE DEC 2022 | WTE DEC 2023 | WTE AUG 2024 | WTE SEP 2024 | WTE Change 2023 | WTE Change 2024 | WTE Change AUG 2024 | WTE Change Dec 2022 to SEP 2024 | WTE Change Dec 2019 to SEP 2024 | % WTE Change Dec 2022 to SEP 2024 | No. SEP 2024 |
|---|--------------|--------------|--------------|--------------|--------------|-----------------|-----------------|---------------------|---------------------------------|---------------------------------|-----------------------------------|--------------|
| <b>Total Royal Victoria Eye &amp; Ear</b>     | <b>291</b>   | <b>357</b>   | <b>371</b>   | <b>388</b>   | <b>386</b>   | <b>+14</b>      | <b>+15</b>      | <b>-1</b>           | <b>+29</b>                      | <b>+95</b>                      | <b>+8.2%</b>                      | <b>438</b>   |
| Consultants                                   | 23           | 29           | 29           | 30           | 29           | +1              | +0              | -1                  | +1                              | +6                              | +3.2%                             | 34           |
| Registrars                                    | 20           | 26           | 31           | 33           | 32           | +5              | +1              | -1                  | +5                              | +12                             | +20.7%                            | 33           |
| SHO/ Interns                                  | 16           | 14           | 16           | 18           | 19           | +2              | +3              | +1                  | +5                              | +3                              | +37.0%                            | 21           |
| Medical/ Dental, other                        | 5            | 5            | 3            | 3            | 3            | -1              | +0              | +0                  | -1                              | -1                              | -28.7%                            | 5            |
| <b>Medical &amp; Dental</b>                   | <b>63</b>    | <b>73</b>    | <b>79</b>    | <b>84</b>    | <b>83</b>    | <b>+6</b>       | <b>+4</b>       | <b>-1</b>           | <b>+10</b>                      | <b>+20</b>                      | <b>+13.7%</b>                     | <b>93</b>    |
| Nurse/ Midwife Manager                        | 24           | 27           | 30           | 30           | 30           | +3              | +0              | +1                  | +3                              | +7                              | +12.1%                            | 32           |
| Nurse/ Midwife Specialist & AN/MP             | 9            | 17           | 17           | 17           | 17           | -0              | -1              | -1                  | -1                              | +8                              | -3.9%                             | 18           |
| Staff Nurse/ Staff Midwife                    | 81           | 90           | 90           | 97           | 96           | +0              | +5              | -1                  | +6                              | +15                             | +6.2%                             | 107          |
| Nursing/ Midwifery other                      | 2            | 2            | 2            | 2            | 3            | +0              | +1              | +1                  | +1                              | +1                              | +41.0%                            | 3            |
| <b>Nursing &amp; Midwifery</b>                | <b>115</b>   | <b>137</b>   | <b>139</b>   | <b>146</b>   | <b>146</b>   | <b>+3</b>       | <b>+6</b>       | <b>+0</b>           | <b>+9</b>                       | <b>+31</b>                      | <b>+6.6%</b>                      | <b>160</b>   |
| Dietitians                                    | 1            | 1            | 1            | 1            | 1            | +0              | 0               | +0                  | 0                               | +0                              | +0.0%                             | 1            |
| Physiotherapists                              | 0            | 0            | 0            | 0            | 0            | +0              | 0               | +0                  | 0                               | +0                              | +0.0%                             | 1            |
| Speech & Language Therapists                  | 1            | 1            | 1            | 2            | 2            | +0              | 1               | +0                  | 1                               | +1                              | +166.7%                           | 2            |
| Orthoptists                                   | 1            | 1            | 1            | 1            | 1            | +0              | 0               | +0                  | 0                               | 0                               | +0.0%                             | 2            |
| Therapy Professions                           | 3            | 3            | 3            | 4            | 4            | +0              | +1              | +0                  | +1                              | +1                              | +38.6%                            | 6            |
| Health Science/ Diagnostics                   | 2            | 3            | 4            | 5            | 4            | +1              | +1              | -1                  | +2                              | +2                              | +65.4%                            | 6            |
| Pharmacy                                      | 3            | 3            | 3            | 5            | 5            | +0              | +2              | +0                  | +2                              | +2                              | +66.7%                            | 5            |
| Social Workers                                | 2            | 1            | 1            | 1            | 2            | +1              | +0              | +0                  | +1                              | -0                              | +92.5%                            | 2            |
| H&SC, Other                                   | 4            | 5            | 6            | 6            | 6            | +1              | +0              | +0                  | +1                              | +2                              | +21.8%                            | 7            |
| <b>Health &amp; Social Care Professionals</b> | <b>13</b>    | <b>14</b>    | <b>16</b>    | <b>20</b>    | <b>20</b>    | <b>+2</b>       | <b>+4</b>       | <b>-0</b>           | <b>+6</b>                       | <b>+7</b>                       | <b>+47.4%</b>                     | <b>26</b>    |
| Management (VIII & above)                     | 3            | 5            | 4            | 5            | 5            | -1              | +1              | +0                  | +0                              | +2                              | +0.0%                             | 5            |
| Administrative/ Supervisory (V to VII)        | 24           | 39           | 39           | 40           | 40           | +1              | +1              | +0                  | +2                              | +16                             | +4.4%                             | 43           |
| Clerical (III & IV)                           | 36           | 42           | 44           | 44           | 44           | +2              | -0              | +0                  | +2                              | +8                              | +4.9%                             | 56           |
| <b>Management &amp; Administrative</b>        | <b>63</b>    | <b>86</b>    | <b>88</b>    | <b>90</b>    | <b>90</b>    | <b>+2</b>       | <b>+2</b>       | <b>+0</b>           | <b>+4</b>                       | <b>+26</b>                      | <b>+4.4%</b>                      | <b>104</b>   |
| Support                                       | 28           | 34           | 36           | 36           | 36           | +2              | +0              | +0                  | +2                              | +9                              | +6.3%                             | 42           |
| <b>General Support</b>                        | <b>28</b>    | <b>34</b>    | <b>36</b>    | <b>36</b>    | <b>36</b>    | <b>+2</b>       | <b>+0</b>       | <b>+0</b>           | <b>+2</b>                       | <b>+9</b>                       | <b>+6.3%</b>                      | <b>42</b>    |
| Health Care Assistants                        | 9            | 14           | 13           | 12           | 12           | -1              | -1              | +0                  | -2                              | +3                              | -13.9%                            | 13           |
| Patient & Client Care                         | 9            | 14           | 13           | 12           | 12           | -1              | -1              | +0                  | -2                              | +3                              | -13.9%                            | 13           |

| Saolta HG HQ SEP 2024       | WTE DEC 2019 | WTE DEC 2022 | WTE DEC 2023 | WTE AUG 2024 | WTE SEP 2024 | WTE Change 2023 | WTE Change 2024 | WTE Change AUG 2024 | WTE Change Dec 2022 to SEP 2024 | WTE Change Dec 2019 to SEP 2024 | % WTE Change Dec 2022 to SEP 2024 | No. SEP 2024 |
|-----------------------------|--------------|--------------|--------------|--------------|--------------|-----------------|-----------------|---------------------|---------------------------------|---------------------------------|-----------------------------------|--------------|
| <b>Total Saolta HG HQ</b>   | <b>79</b>    | <b>110</b>   | <b>119</b>   | <b>111</b>   | <b>109</b>   | <b>+8</b>       | <b>-9</b>       | <b>-1</b>           | <b>-1</b>                       | <b>+31</b>                      | <b>-0.9%</b>                      | <b>114</b>   |
| Consultants                 | 1            | 1            | 1            | 1            | 1            | +0              | +0              | +0                  | +0                              | +0                              | +0.0%                             | 1            |
| <b>Medical &amp; Dental</b> | <b>1</b>     | <b>1</b>     | <b>1</b>     | <b>1</b>     | <b>1</b>     | <b>+0</b>       | <b>+0</b>       | <b>+0</b>           | <b>+0</b>                       | <b>+0</b>                       | <b>+0.0%</b>                      | <b>1</b>     |
| Nurse/ Midwife Manager      | 8            | 13           | 19           | 19           | 19           | +6              | -0              | +0                  | +6                              | +11                             | +41.9%                            | 20           |
| Staff Nurse/ Staff Midwife  | 1            | 1            | 1            | 2            | 2            | +0              | +1              | +0                  | +1                              | +1                              | +100.0%                           | 2            |





| Saolta HG HQ SEP 2024                         | WTE DEC 2019 | WTE DEC 2022 | WTE DEC 2023 | WTE AUG 2024 | WTE SEP 2024 | WTE Change 2023 | WTE Change 2024 | WTE Change AUG 2024 | WTE Change Dec 2022 to SEP 2024 | WTE Change Dec 2019 to SEP 2024 | % WTE Change Dec 2022 to SEP 2024 | No. SEP 2024 |
|---|--------------|--------------|--------------|--------------|--------------|-----------------|-----------------|---------------------|---------------------------------|---------------------------------|-----------------------------------|--------------|
| <b>Total Saolta HG HQ</b>                     | <b>79</b>    | <b>110</b>   | <b>119</b>   | <b>111</b>   | <b>109</b>   | <b>+8</b>       | <b>-9</b>       | <b>-1</b>           | <b>-1</b>                       | <b>+31</b>                      | <b>-0.9%</b>                      | <b>114</b>   |
| Nursing/ Midwifery other                      | 8            |              |              |              |              |                 |                 |                     |                                 | -8                              | -100.0%                           |              |
| <b>Nursing &amp; Midwifery</b>                | <b>16</b>    | <b>14</b>    | <b>20</b>    | <b>21</b>    | <b>21</b>    | <b>+6</b>       | <b>+1</b>       | <b>+0</b>           | <b>+7</b>                       | <b>+5</b>                       | <b>+45.9%</b>                     | <b>22</b>    |
| Occupational Therapists                       | 1            | 1            |              |              |              | -1              |                 |                     | -1                              | -1                              | -100.0%                           |              |
| Therapy Professions                           | 1            | 1            |              |              |              | -1              |                 |                     | -1                              | -1                              | -100.0%                           |              |
| Health Science/ Diagnostics                   |              | 1            | 1            | 1            | 1            | +0              | +0              | -0                  | +0                              | +1                              | +0.0%                             | 1            |
| <b>Health &amp; Social Care Professionals</b> | <b>1</b>     | <b>2</b>     | <b>1</b>     | <b>1</b>     | <b>1</b>     | <b>-1</b>       | <b>+0</b>       | <b>-0</b>           | <b>-1</b>                       | <b>+0</b>                       | <b>-50.0%</b>                     | <b>1</b>     |
| Management (VIII & above)                     | 17           | 21           | 25           | 23           | 22           | +4              | -3              | -1                  | +1                              | +5                              | +5.4%                             | 23           |
| Administrative/ Supervisory (V to VII)        | 36           | 57           | 57           | 51           | 51           | +0              | -6              | -0                  | -6                              | +15                             | -10.6%                            | 53           |
| Clerical (III & IV)                           | 7            | 15           | 15           | 14           | 14           | -0              | -1              | +0                  | -2                              | +6                              | -10.8%                            | 14           |
| <b>Management &amp; Administrative</b>        | <b>61</b>    | <b>93</b>    | <b>97</b>    | <b>88</b>    | <b>87</b>    | <b>+4</b>       | <b>-10</b>      | <b>-1</b>           | <b>-7</b>                       | <b>+26</b>                      | <b>-7.0%</b>                      | <b>90</b>    |

| Sligo University SEP 2024                     | WTE DEC 2019 | WTE DEC 2022 | WTE DEC 2023 | WTE AUG 2024 | WTE SEP 2024 | WTE Change 2023 | WTE Change 2024 | WTE Change AUG 2024 | WTE Change Dec 2022 to SEP 2024 | WTE Change Dec 2019 to SEP 2024 | % WTE Change Dec 2022 to SEP 2024 | No. SEP 2024 |
|---|--------------|--------------|--------------|--------------|--------------|-----------------|-----------------|---------------------|---------------------------------|---------------------------------|-----------------------------------|--------------|
| <b>Total Sligo University</b>                 | <b>1,688</b> | <b>1,993</b> | <b>2,151</b> | <b>2,141</b> | <b>2,147</b> | <b>+158</b>     | <b>-5</b>       | <b>+5</b>           | <b>+153</b>                     | <b>+459</b>                     | <b>+7.7%</b>                      | <b>2,392</b> |
| Consultants                                   | 77           | 87           | 94           | 100          | 100          | +7              | +6              | +0                  | +13                             | +23                             | +15.1%                            | 106          |
| Registrars                                    | 72           | 79           | 88           | 87           | 89           | +8              | +1              | +2                  | +9                              | +16                             | +11.6%                            | 93           |
| SHO/ Interns                                  | 82           | 103          | 120          | 122          | 128          | +17             | +9              | +6                  | +25                             | +46                             | +24.4%                            | 130          |
| Medical/ Dental, other                        | 6            | 5            | 6            | 4            | 5            | +1              | -1              | +1                  | -0                              | -1                              | -2.8%                             | 7            |
| <b>Medical &amp; Dental</b>                   | <b>237</b>   | <b>274</b>   | <b>307</b>   | <b>312</b>   | <b>321</b>   | <b>+33</b>      | <b>+15</b>      | <b>+9</b>           | <b>+47</b>                      | <b>+84</b>                      | <b>+17.3%</b>                     | <b>336</b>   |
| Nurse/ Midwife Manager                        | 106          | 124          | 140          | 141          | 142          | +17             | +2              | +1                  | +18                             | +36                             | +14.7%                            | 152          |
| Nurse/ Midwife Specialist & AN/MP             | 40           | 55           | 64           | 63           | 61           | +9              | -2              | -1                  | +7                              | +22                             | +12.2%                            | 67           |
| Staff Nurse/ Staff Midwife                    | 494          | 577          | 599          | 593          | 588          | +22             | -10             | -5                  | +11                             | +95                             | +2.0%                             | 685          |
| Nursing/ Midwifery awaiting registration      | 21           |              | 10           |              | 8            | +10             | -2              | +8                  | 8                               | -13                             | -100.0%                           | 12           |
| Pre-registration Nurse/ Midwife Intern        |              | 2            |              | 20           | 12           | -2              | 12              | -8                  | 10                              | +12                             | +641.0%                           | 28           |
| Nursing/ Midwifery Student                    | 21           | 2            | 10           | 20           | 20           | +8              | +10             | -0                  | +18                             | -1                              | #####                             | 40           |
| Nursing/ Midwifery other                      | 8            | 11           | 10           | 12           | 12           | -1              | +2              | +0                  | +1                              | +4                              | +9.7%                             | 13           |
| <b>Nursing &amp; Midwifery</b>                | <b>669</b>   | <b>768</b>   | <b>823</b>   | <b>829</b>   | <b>823</b>   | <b>+55</b>      | <b>+0</b>       | <b>-6</b>           | <b>+55</b>                      | <b>+155</b>                     | <b>+7.2%</b>                      | <b>957</b>   |
| Dietitians                                    | 7            | 9            | 11           | 11           | 11           | +2              | 0               | +0                  | 2                               | +4                              | +23.8%                            | 13           |
| Occupational Therapists                       | 14           | 18           | 20           | 19           | 19           | +2              | -1              | +0                  | 1                               | +5                              | +4.0%                             | 20           |
| Physiotherapists                              | 25           | 30           | 37           | 36           | 37           | +7              | -1              | +1                  | 6                               | +12                             | +20.2%                            | 41           |
| Podiatrists & Chiropodists                    | 1            | 2            | 2            | 2            | 2            | +0              | 0               | +0                  | 0                               | +1                              | +6.4%                             | 2            |
| Speech & Language Therapists                  | 2            | 5            | 4            | 4            | 4            | 0               | -1              | +0                  | -1                              | +2                              | -21.9%                            | 4            |
| Orthoptists                                   | 3            | 3            | 4            | 4            | 3            | +1              | -1              | -1                  | 0                               | -1                              | -11.1%                            | 3            |
| Therapy Professions                           | 52           | 67           | 79           | 75           | 75           | +12             | -4              | +0                  | +8                              | +23                             | +11.6%                            | 83           |
| Health Science/ Diagnostics                   | 93           | 109          | 108          | 105          | 108          | -1              | +0              | +3                  | -1                              | +16                             | -0.6%                             | 119          |
| Pharmacy                                      | 38           | 42           | 42           | 45           | 45           | +0              | +2              | -0                  | +2                              | +6                              | +5.7%                             | 51           |
| Psychologists                                 |              | 1            | 1            | 1            | 1            | +0              | +0              | +0                  | +0                              | +1                              | +1.0%                             | 1            |
| Social Workers                                |              | 2            | 2            | 1            | 1            | -0              | -0              | +0                  | -1                              | +1                              | -36.9%                            | 2            |
| H&SC, Other                                   | 3            | 6            | 8            | 7            | 8            | +2              | -0              | +1                  | +2                              | +5                              | +33.1%                            | 10           |
| <b>Health &amp; Social Care Professionals</b> | <b>186</b>   | <b>227</b>   | <b>239</b>   | <b>234</b>   | <b>238</b>   | <b>+13</b>      | <b>-2</b>       | <b>+4</b>           | <b>+11</b>                      | <b>+52</b>                      | <b>+4.7%</b>                      | <b>266</b>   |
| Management (VIII & above)                     | 8            | 9            | 8            | 8            | 8            | -1              | -0              | -0                  | -1                              | -0                              | -16.0%                            | 8            |
| Administrative/ Supervisory (V to VII)        | 27           | 49           | 53           | 53           | 54           | +4              | +1              | +1                  | +5                              | +27                             | +9.9%                             | 57           |
| Clerical (III & IV)                           | 195          | 217          | 253          | 245          | 242          | +37             | -11             | -3                  | +25                             | +47                             | +11.6%                            | 264          |
| <b>Management &amp; Administrative</b>        | <b>230</b>   | <b>275</b>   | <b>314</b>   | <b>307</b>   | <b>304</b>   | <b>+39</b>      | <b>-11</b>      | <b>-3</b>           | <b>+29</b>                      | <b>+73</b>                      | <b>+10.4%</b>                     | <b>329</b>   |
| Support                                       | 201          | 222          | 236          | 238          | 239          | +14             | +3              | +1                  | +17                             | +38                             | +7.7%                             | 263          |
| Maintenance/ Technical                        | 15           | 14           | 13           | 13           | 13           | -1              | +0              | +0                  | -1                              | -2                              | -9.2%                             | 13           |
| <b>General Support</b>                        | <b>215</b>   | <b>236</b>   | <b>249</b>   | <b>251</b>   | <b>252</b>   | <b>+13</b>      | <b>+3</b>       | <b>+1</b>           | <b>+16</b>                      | <b>+36</b>                      | <b>+6.7%</b>                      | <b>276</b>   |
| Health Care Assistants                        | 141          | 178          | 181          | 174          | 175          | +3              | -6              | +0                  | -3                              | +34                             | -1.6%                             | 190          |
| Care, other                                   | 10           | 36           | 38           | 34           | 34           | +2              | -4              | +0                  | -1                              | +24                             | -3.9%                             | 38           |



| Sligo University SEP 2024     | WTE DEC 2019 | WTE DEC 2022 | WTE DEC 2023 | WTE AUG 2024 | WTE SEP 2024 | WTE Change 2023 | WTE Change 2024 | WTE Change AUG 2024 | WTE Change Dec 2022 to SEP 2024 | WTE Change Dec 2019 to SEP 2024 | % WTE Change Dec 2022 to SEP 2024 | No. SEP 2024 |
|-------------------------------|--------------|--------------|--------------|--------------|--------------|-----------------|-----------------|---------------------|---------------------------------|---------------------------------|-----------------------------------|--------------|
| <b>Total Sligo University</b> | <b>1,688</b> | <b>1,993</b> | <b>2,151</b> | <b>2,141</b> | <b>2,147</b> | <b>+158</b>     | <b>-5</b>       | <b>+5</b>           | <b>+153</b>                     | <b>+459</b>                     | <b>+7.7%</b>                      | <b>2,392</b> |
| Patient & Client Care         | 151          | 213          | 219          | 208          | 209          | +6              | -10             | +1                  | -4                              | +58                             | -2.0%                             | 228          |

| South Infirmary Victoria University           | WTE DEC 2019 | WTE DEC 2022 | WTE DEC 2023 | WTE AUG 2024 | WTE SEP 2024 | WTE Change 2023 | WTE Change 2024 | WTE Change AUG 2024 | WTE Change Dec 2022 to SEP 2024 | WTE Change Dec 2019 to SEP 2024 | % WTE Change Dec 2022 to SEP 2024 | No. SEP 2024 |
|---|--------------|--------------|--------------|--------------|--------------|-----------------|-----------------|---------------------|---------------------------------|---------------------------------|-----------------------------------|--------------|
| <b>Total South Infirmary Victoria Univ</b>    | <b>787</b>   | <b>844</b>   | <b>908</b>   | <b>963</b>   | <b>963</b>   | <b>+64</b>      | <b>+55</b>      | <b>+0</b>           | <b>+119</b>                     | <b>+177</b>                     | <b>+14.2%</b>                     | <b>1,117</b> |
| Consultants                                   | 32           | 37           | 40           | 47           | 47           | +3              | +7              | +0                  | +10                             | +16                             | +26.5%                            | 52           |
| Registrars                                    | 20           | 23           | 23           | 24           | 24           | +0              | +1              | +0                  | +1                              | +3                              | +4.4%                             | 24           |
| SHO/ Interns                                  | 27           | 29           | 29           | 31           | 31           | +0              | +2              | +0                  | +2                              | +4                              | +6.9%                             | 31           |
| <b>Medical &amp; Dental</b>                   | <b>79</b>    | <b>89</b>    | <b>92</b>    | <b>102</b>   | <b>102</b>   | <b>+3</b>       | <b>+10</b>      | <b>+0</b>           | <b>+13</b>                      | <b>+23</b>                      | <b>+14.4%</b>                     | <b>107</b>   |
| Nurse/ Midwife Manager                        | 66           | 67           | 69           | 69           | 69           | +1              | +0              | +0                  | +2                              | +3                              | +2.5%                             | 81           |
| Nurse/ Midwife Specialist & AN/MP             | 11           | 18           | 18           | 16           | 16           | +0              | -3              | +0                  | -3                              | +5                              | -14.0%                            | 17           |
| Staff Nurse/ Staff Midwife                    | 223          | 224          | 257          | 263          | 263          | +32             | +6              | +0                  | +38                             | +40                             | +17.1%                            | 312          |
| Pre-registration Nurse/ Midwife Intern        |              |              |              | 6            | 6            |                 | 6               | +0                  | 6                               | +6                              | -100.0%                           | 6            |
| Nursing/ Midwifery Student                    |              |              |              | 6            | 6            |                 | +6              | +0                  | +6                              | +6                              | -100.0%                           | 6            |
| Nursing/ Midwifery other                      | 2            | 3            | 3            | 3            | 3            | +0              | +0              | +0                  | +0                              | +0                              | +3.5%                             | 3            |
| <b>Nursing &amp; Midwifery</b>                | <b>302</b>   | <b>313</b>   | <b>347</b>   | <b>356</b>   | <b>356</b>   | <b>+34</b>      | <b>+10</b>      | <b>+0</b>           | <b>+44</b>                      | <b>+54</b>                      | <b>+13.9%</b>                     | <b>419</b>   |
| Dietitians                                    | 4            | 5            | 5            | 5            | 5            | -1              | 0               | +0                  | -1                              | +1                              | -9.3%                             | 8            |
| Occupational Therapists                       | 5            | 6            | 7            | 5            | 5            | +1              | -2              | +0                  | -1                              | +0                              | -20.8%                            | 7            |
| Physiotherapists                              | 25           | 29           | 30           | 32           | 32           | +2              | 2               | +0                  | 4                               | +7                              | +12.3%                            | 40           |
| Podiatrists & Chiropodists                    | 1            | 1            | 1            | 1            | 1            | 0               | 0               | +0                  | 0                               | 0                               | -36.9%                            | 1            |
| Speech & Language Therapists                  | 5            | 5            | 6            | 7            | 7            | +1              | 1               | +0                  | 2                               | +2                              | +37.3%                            | 10           |
| Orthoptists                                   |              |              |              | 1            | 1            |                 | 1               | +0                  | 1                               | +1                              | -100.0%                           | 1            |
| Therapy Professions                           | 40           | 47           | 49           | 51           | 51           | +2              | +2              | +0                  | +4                              | +11                             | +9.0%                             | 67           |
| Health Science/ Diagnostics                   | 23           | 24           | 23           | 24           | 24           | -1              | +0              | +0                  | -0                              | +1                              | -1.1%                             | 38           |
| Pharmacy                                      | 10           | 17           | 17           | 17           | 17           | +0              | +0              | +0                  | +0                              | +6                              | +0.0%                             | 19           |
| Psychologists                                 | 1            |              |              | 1            | 1            |                 | +1              | +0                  | +1                              | +0                              | -100.0%                           | 1            |
| Social Workers                                | 3            | 3            | 3            | 4            | 4            | +0              | +1              | +0                  | +1                              | +1                              | +25.3%                            | 4            |
| H&SC, Other                                   |              |              |              | 1            | 1            |                 | +1              | +0                  | +1                              | +1                              | -100.0%                           | 1            |
| <b>Health &amp; Social Care Professionals</b> | <b>77</b>    | <b>90</b>    | <b>92</b>    | <b>97</b>    | <b>97</b>    | <b>+1</b>       | <b>+5</b>       | <b>+0</b>           | <b>+6</b>                       | <b>+20</b>                      | <b>+7.2%</b>                      | <b>130</b>   |
| Management (VIII & above)                     | 7            | 8            | 8            | 7            | 7            | +0              | -1              | +0                  | -1                              | +0                              | -12.5%                            | 7            |
| Administrative/ Supervisory (V to VII)        | 41           | 51           | 51           | 50           | 50           | -0              | -1              | +0                  | -1                              | +9                              | -1.4%                             | 58           |
| Clerical (III & IV)                           | 142          | 150          | 172          | 195          | 195          | +22             | +22             | +0                  | +44                             | +52                             | +29.3%                            | 207          |
| <b>Management &amp; Administrative</b>        | <b>190</b>   | <b>210</b>   | <b>231</b>   | <b>252</b>   | <b>252</b>   | <b>+22</b>      | <b>+21</b>      | <b>+0</b>           | <b>+42</b>                      | <b>+62</b>                      | <b>+20.2%</b>                     | <b>272</b>   |
| Support                                       | 99           | 107          | 110          | 115          | 115          | +3              | +4              | +0                  | +7                              | +16                             | +6.9%                             | 141          |
| Maintenance/ Technical                        | 4            | 4            | 4            | 4            | 4            | +0              | +0              | +0                  | +0                              | +0                              | +0.0%                             | 4            |
| <b>General Support</b>                        | <b>103</b>   | <b>111</b>   | <b>114</b>   | <b>119</b>   | <b>119</b>   | <b>+3</b>       | <b>+4</b>       | <b>+0</b>           | <b>+7</b>                       | <b>+16</b>                      | <b>+6.6%</b>                      | <b>145</b>   |
| Health Care Assistants                        | 36           | 31           | 32           | 38           | 38           | +1              | +5              | +0                  | +7                              | +2                              | +21.9%                            | 44           |
| Patient & Client Care                         | 36           | 31           | 32           | 38           | 38           | +1              | +5              | +0                  | +7                              | +2                              | +21.9%                            | 44           |

| South Tipperary General SEP 2024     | WTE DEC 2019 | WTE DEC 2022 | WTE DEC 2023 | WTE AUG 2024 | WTE SEP 2024 | WTE Change 2023 | WTE Change 2024 | WTE Change AUG 2024 | WTE Change Dec 2022 to SEP 2024 | WTE Change Dec 2019 to SEP 2024 | % WTE Change Dec 2022 to SEP 2024 | No. SEP 2024 |
|--------------------------------------|--------------|--------------|--------------|--------------|--------------|-----------------|-----------------|---------------------|---------------------------------|---------------------------------|-----------------------------------|--------------|
| <b>Total South Tipperary General</b> | <b>868</b>   | <b>1,062</b> | <b>1,174</b> | <b>1,197</b> | <b>1,199</b> | <b>+111</b>     | <b>+25</b>      | <b>+2</b>           | <b>+137</b>                     | <b>+331</b>                     | <b>+12.9%</b>                     | <b>1,336</b> |
| Consultants                          | 31           | 36           | 38           | 42           | 43           | +2              | +5              | +1                  | +8                              | +13                             | +21.5%                            | 46           |
| Registrars                           | 46           | 53           | 55           | 51           | 54           | +2              | -1              | +3                  | +1                              | +9                              | +2.6%                             | 55           |



| South Tipperary General SEP 2024              | WTE DEC 2019 | WTE DEC 2022 | WTE DEC 2023 | WTE AUG 2024 | WTE SEP 2024 | WTE Change 2023 | WTE Change 2024 | WTE Change AUG 2024 | WTE Change Dec 2022 to SEP 2024 | WTE Change Dec 2019 to SEP 2024 | % WTE Change Dec 2022 to SEP 2024 | No. SEP 2024 |
|---|--------------|--------------|--------------|--------------|--------------|-----------------|-----------------|---------------------|---------------------------------|---------------------------------|-----------------------------------|--------------|
| <b>Total South Tipperary General</b>          | <b>868</b>   | <b>1,062</b> | <b>1,174</b> | <b>1,197</b> | <b>1,199</b> | <b>+111</b>     | <b>+25</b>      | <b>+2</b>           | <b>+137</b>                     | <b>+331</b>                     | <b>+12.9%</b>                     | <b>1,336</b> |
| SHO/ Interns                                  | 51           | 54           | 60           | 57           | 61           | +6              | +1              | +4                  | +7                              | +11                             | +13.4%                            | 62           |
| Medical/ Dental, other                        | 1            | 1            | 2            | 3            | 2            | +1              | +1              | -0                  | +1                              | +1                              | +88.5%                            | 3            |
| <b>Medical &amp; Dental</b>                   | <b>128</b>   | <b>144</b>   | <b>156</b>   | <b>153</b>   | <b>161</b>   | <b>+12</b>      | <b>+6</b>       | <b>+8</b>           | <b>+17</b>                      | <b>+33</b>                      | <b>+12.1%</b>                     | <b>166</b>   |
| Nurse/ Midwife Manager                        | 79           | 81           | 91           | 99           | 83           | +10             | -8              | -16                 | +2                              | +4                              | +2.3%                             | 91           |
| Nurse/ Midwife Specialist & AN/MP             | 17           | 24           | 28           | 27           | 26           | +4              | -2              | -1                  | +2                              | +8                              | +8.5%                             | 29           |
| Staff Nurse/ Staff Midwife                    | 278          | 361          | 390          | 403          | 417          | +29             | +26             | +14                 | +55                             | +138                            | +15.3%                            | 473          |
| Nursing/ Midwifery awaiting registration      | 10           |              | 2            | 1            | 7            | +2              | 5               | +6                  | 7                               | -3                              | -100.0%                           | 8            |
| Pre-registration Nurse/ Midwife Intern        |              | 0            |              | 7            | 4            | 0               | 4               | -3                  | 3                               | +4                              | +614.3%                           | 7            |
| Nursing/ Midwifery Student                    | 10           | 0            | 2            | 8            | 11           | +2              | +9              | +3                  | +10                             | +1                              | #####                             | 15           |
| Nursing/ Midwifery other                      |              |              | 1            | 1            | 1            | +1              | +0              | +0                  | +1                              | +1                              | -100.0%                           | 1            |
| <b>Nursing &amp; Midwifery</b>                | <b>385</b>   | <b>467</b>   | <b>512</b>   | <b>537</b>   | <b>537</b>   | <b>+46</b>      | <b>+25</b>      | <b>-0</b>           | <b>+71</b>                      | <b>+153</b>                     | <b>+15.1%</b>                     | <b>609</b>   |
| Dietitians                                    | 4            | 5            | 7            | 6            | 6            | +2              | -1              | +0                  | 1                               | +2                              | +21.7%                            | 7            |
| Occupational Therapists                       | 1            | 3            | 3            | 4            | 4            | 0               | 1               | +0                  | 1                               | +3                              | +41.6%                            | 4            |
| Physiotherapists                              | 13           | 16           | 13           | 14           | 14           | -3              | 1               | +1                  | -2                              | +1                              | -11.3%                            | 18           |
| Podiatrists & Chiropodists                    | 1            | 1            | 1            | 1            | 1            | +0              | 0               | +0                  | 0                               | +0                              | +1.2%                             | 1            |
| Speech & Language Therapists                  | 4            | 3            | 5            | 5            | 5            | +2              | 0               | +0                  | 2                               | +1                              | +70.9%                            | 5            |
| Therapy Professions                           | 23           | 28           | 28           | 29           | 30           | +1              | +2              | +1                  | +2                              | +7                              | +8.8%                             | 35           |
| Health Science/ Diagnostics                   | 26           | 40           | 48           | 48           | 48           | +8              | +0              | +0                  | +9                              | +22                             | +21.4%                            | 55           |
| Pharmacy                                      | 11           | 17           | 18           | 18           | 18           | +1              | +0              | +0                  | +1                              | +7                              | +6.1%                             | 21           |
| Social Workers                                | 1            | 3            | 3            | 4            | 4            | +0              | +1              | -0                  | +1                              | +3                              | +35.9%                            | 4            |
| <b>Health &amp; Social Care Professionals</b> | <b>61</b>    | <b>88</b>    | <b>97</b>    | <b>100</b>   | <b>101</b>   | <b>+10</b>      | <b>+3</b>       | <b>+1</b>           | <b>+13</b>                      | <b>+40</b>                      | <b>+14.9%</b>                     | <b>115</b>   |
| Management (VIII & above)                     | 2            | 3            | 3            | 3            | 3            | +0              | +0              | +0                  | +0                              | +1                              | +1.0%                             | 3            |
| Administrative/ Supervisory (V to VII)        | 17           | 35           | 39           | 38           | 37           | +4              | -2              | -1                  | +2                              | +20                             | +5.3%                             | 41           |
| Clerical (III & IV)                           | 111          | 106          | 133          | 132          | 129          | +28             | -4              | -2                  | +24                             | +18                             | +22.3%                            | 146          |
| <b>Management &amp; Administrative</b>        | <b>130</b>   | <b>144</b>   | <b>175</b>   | <b>173</b>   | <b>169</b>   | <b>+32</b>      | <b>-6</b>       | <b>-4</b>           | <b>+26</b>                      | <b>+39</b>                      | <b>+17.7%</b>                     | <b>190</b>   |
| Support                                       | 92           | 131          | 126          | 129          | 129          | -5              | +4              | +0                  | -1                              | +37                             | -1.0%                             | 144          |
| Maintenance/ Technical                        | 4            | 5            | 6            | 6            | 6            | +1              | -0              | +0                  | +1                              | +2                              | +23.9%                            | 7            |
| <b>General Support</b>                        | <b>96</b>    | <b>136</b>   | <b>132</b>   | <b>135</b>   | <b>135</b>   | <b>-4</b>       | <b>+3</b>       | <b>+0</b>           | <b>-0</b>                       | <b>+39</b>                      | <b>-0.2%</b>                      | <b>151</b>   |
| Health Care Assistants                        | 67           | 85           | 101          | 98           | 95           | +16             | -6              | -3                  | +10                             | +28                             | +12.1%                            | 105          |
| Care, other                                   | 1            |              |              |              |              |                 |                 |                     |                                 | -1                              | -100.0%                           |              |
| <b>Patient &amp; Client Care</b>              | <b>67</b>    | <b>85</b>    | <b>101</b>   | <b>98</b>    | <b>95</b>    | <b>+16</b>      | <b>-6</b>       | <b>-3</b>           | <b>+10</b>                      | <b>+28</b>                      | <b>+12.1%</b>                     | <b>105</b>   |

| SSWHG HQ SEP 2024                             | WTE DEC 2019 | WTE DEC 2022 | WTE DEC 2023 | WTE AUG 2024 | WTE SEP 2024 | WTE Change 2023 | WTE Change 2024 | WTE Change AUG 2024 | WTE Change Dec 2022 to SEP 2024 | WTE Change Dec 2019 to SEP 2024 | % WTE Change Dec 2022 to SEP 2024 | No. SEP 2024 |
|---|--------------|--------------|--------------|--------------|--------------|-----------------|-----------------|---------------------|---------------------------------|---------------------------------|-----------------------------------|--------------|
| <b>Total SSWHG HQ</b>                         | <b>35</b>    | <b>69</b>    | <b>96</b>    | <b>91</b>    | <b>90</b>    | <b>+27</b>      | <b>-6</b>       | <b>-1</b>           | <b>+20</b>                      | <b>+55</b>                      | <b>+29.4%</b>                     | <b>96</b>    |
| Consultants                                   |              | 0            |              |              |              | -0              |                 |                     | -0                              |                                 | -100.0%                           |              |
| Medical/ Dental, other                        | 1            | 2            | 1            |              |              | -1              | -1              |                     | -2                              | -1                              | -100.0%                           |              |
| <b>Medical &amp; Dental</b>                   | <b>1</b>     | <b>3</b>     | <b>1</b>     |              |              | <b>-2</b>       | <b>-1</b>       |                     | <b>-3</b>                       | <b>-1</b>                       | <b>-100.0%</b>                    |              |
| Nurse/ Midwife Manager                        | 4            | 9            | 11           | 11           | 10           | +2              | -1              | -1                  | +1                              | +6                              | +9.0%                             | 11           |
| <b>Nursing &amp; Midwifery</b>                | <b>4</b>     | <b>9</b>     | <b>11</b>    | <b>11</b>    | <b>10</b>    | <b>+2</b>       | <b>-1</b>       | <b>-1</b>           | <b>+1</b>                       | <b>+6</b>                       | <b>+9.0%</b>                      | <b>11</b>    |
| Pharmacy                                      |              | 2            |              |              |              | -2              |                 |                     | -2                              |                                 | -100.0%                           |              |
| Social Workers                                |              |              | 1            | 1            | 1            | +1              | +0              | +0                  | +1                              | +1                              | -100.0%                           | 1            |
| H&SC, Other                                   |              | 0            |              |              |              | -0              |                 |                     | -0                              |                                 | -100.0%                           |              |
| <b>Health &amp; Social Care Professionals</b> |              | <b>2</b>     | <b>1</b>     | <b>1</b>     | <b>1</b>     | <b>-1</b>       | <b>+0</b>       | <b>+0</b>           | <b>-1</b>                       | <b>+1</b>                       | <b>-50.0%</b>                     | <b>1</b>     |
| Management (VIII & above)                     | 12           | 20           | 16           | 17           | 17           | -3              | +1              | -0                  | -2                              | +5                              | -11.9%                            | 18           |
| Administrative/ Supervisory (V to VII)        | 16           | 27           | 42           | 37           | 38           | +15             | -4              | +1                  | +11                             | +23                             | +41.9%                            | 41           |
| Clerical (III & IV)                           | 2            | 8            | 24           | 24           | 23           | +16             | -2              | -2                  | +14                             | +21                             | +167.7%                           | 25           |
| <b>Management &amp; Administrative</b>        | <b>30</b>    | <b>55</b>    | <b>83</b>    | <b>79</b>    | <b>78</b>    | <b>+28</b>      | <b>-5</b>       | <b>-0</b>           | <b>+23</b>                      | <b>+49</b>                      | <b>+42.2%</b>                     | <b>84</b>    |
| Health Care Assistants                        |              | 0            |              |              |              | -0              |                 |                     | -0                              |                                 | -100.0%                           |              |



| SSWHG HQ SEP 2024     | WTE DEC 2019 | WTE DEC 2022 | WTE DEC 2023 | WTE AUG 2024 | WTE SEP 2024 | WTE Change 2023 | WTE Change 2024 | WTE Change AUG 2024 | WTE Change Dec 2022 to SEP 2024 | WTE Change Dec 2019 to SEP 2024 | % WTE Change Dec 2022 to SEP 2024 | No. SEP 2024 |
|-----------------------|--------------|--------------|--------------|--------------|--------------|-----------------|-----------------|---------------------|---------------------------------|---------------------------------|-----------------------------------|--------------|
| <b>Total SSWHG HQ</b> | <b>35</b>    | <b>69</b>    | <b>96</b>    | <b>91</b>    | <b>90</b>    | <b>+27</b>      | <b>-6</b>       | <b>-1</b>           | <b>+20</b>                      | <b>+55</b>                      | <b>+29.4%</b>                     | <b>96</b>    |
| Patient & Client Care |              | 0            |              |              |              | -0              |                 |                     | -0                              |                                 | -100.0%                           |              |

| St. Columcille's SEP 2024                     | WTE DEC 2019 | WTE DEC 2022 | WTE DEC 2023 | WTE AUG 2024 | WTE SEP 2024 | WTE Change 2023 | WTE Change 2024 | WTE Change AUG 2024 | WTE Change Dec 2022 to SEP 2024 | WTE Change Dec 2019 to SEP 2024 | % WTE Change Dec 2022 to SEP 2024 | No. SEP 2024 |
|---|--------------|--------------|--------------|--------------|--------------|-----------------|-----------------|---------------------|---------------------------------|---------------------------------|-----------------------------------|--------------|
| <b>Total St. Columcille's</b>                 | <b>452</b>   | <b>469</b>   | <b>510</b>   | <b>512</b>   | <b>511</b>   | <b>+41</b>      | <b>+1</b>       | <b>-1</b>           | <b>+42</b>                      | <b>+59</b>                      | <b>+8.9%</b>                      | <b>558</b>   |
| Consultants                                   | 19           | 20           | 19           | 20           | 20           | -1              | +2              | +0                  | +0                              | +2                              | +2.3%                             | 21           |
| Registrars                                    | 10           | 11           | 12           | 10           | 10           | +1              | -2              | +0                  | -1                              | +0                              | -9.4%                             | 10           |
| SHO/ Interns                                  | 14           | 13           | 16           | 16           | 16           | +3              | -0              | -0                  | +3                              | +2                              | +19.3%                            | 16           |
| <b>Medical &amp; Dental</b>                   | <b>43</b>    | <b>44</b>    | <b>47</b>    | <b>46</b>    | <b>46</b>    | <b>+3</b>       | <b>-1</b>       | <b>+0</b>           | <b>+2</b>                       | <b>+3</b>                       | <b>+4.5%</b>                      | <b>47</b>    |
| Nurse/ Midwife Manager                        | 33           | 38           | 41           | 38           | 38           | +3              | -3              | +0                  | +1                              | +5                              | +1.5%                             | 41           |
| Nurse/ Midwife Specialist & AN/MP             | 9            | 12           | 14           | 16           | 15           | +2              | +1              | -1                  | +3                              | +6                              | +26.8%                            | 18           |
| Staff Nurse/ Staff Midwife                    | 119          | 111          | 127          | 141          | 140          | +15             | +14             | -1                  | +29                             | +22                             | +26.1%                            | 149          |
| Nursing/ Midwifery other                      | 2            |              |              |              |              |                 |                 |                     |                                 | -2                              | -100.0%                           |              |
| <b>Nursing &amp; Midwifery</b>                | <b>162</b>   | <b>161</b>   | <b>182</b>   | <b>196</b>   | <b>194</b>   | <b>+21</b>      | <b>+12</b>      | <b>-2</b>           | <b>+33</b>                      | <b>+31</b>                      | <b>+20.4%</b>                     | <b>208</b>   |
| Dietitians                                    | 6            | 6            | 7            | 7            | 8            | +2              | 0               | +0                  | 2                               | +2                              | +36.6%                            | 8            |
| Occupational Therapists                       | 6            | 10           | 9            | 9            | 9            | -1              | 0               | +0                  | -1                              | +3                              | -11.3%                            | 13           |
| Physiotherapists                              | 15           | 14           | 15           | 13           | 13           | +1              | -2              | +0                  | -1                              | -2                              | -4.7%                             | 16           |
| Speech & Language Therapists                  | 5            | 7            | 9            | 8            | 8            | +2              | 0               | +1                  | 2                               | +4                              | +22.6%                            | 11           |
| Therapy Professions                           | 31           | 37           | 40           | 37           | 38           | +3              | -2              | +1                  | +2                              | +7                              | +4.8%                             | 48           |
| Health Science/ Diagnostics                   | 18           | 21           | 22           | 21           | 20           | +1              | -2              | -0                  | -1                              | +2                              | -4.3%                             | 25           |
| Pharmacy                                      | 5            | 6            | 6            | 6            | 6            | +0              | +0              | +0                  | +0                              | +1                              | +0.8%                             | 8            |
| Psychologists                                 | 2            | 3            | 3            | 2            | 2            | -0              | -1              | +0                  | -1                              | -0                              | -45.1%                            | 2            |
| Social Workers                                | 5            | 7            | 9            | 8            | 7            | +2              | -2              | -1                  | -0                              | +1                              | -1.8%                             | 9            |
| <b>Health &amp; Social Care Professionals</b> | <b>62</b>    | <b>73</b>    | <b>80</b>    | <b>73</b>    | <b>73</b>    | <b>+6</b>       | <b>-7</b>       | <b>-0</b>           | <b>-0</b>                       | <b>+11</b>                      | <b>-0.7%</b>                      | <b>92</b>    |
| Management (VIII & above)                     | 1            | 2            | 2            | 3            | 3            | -0              | +2              | +0                  | +1                              | +2                              | +55.4%                            | 3            |
| Administrative/ Supervisory (V to VII)        | 14           | 18           | 18           | 18           | 18           | +0              | -0              | +0                  | -0                              | +4                              | -0.3%                             | 18           |
| Clerical (III & IV)                           | 54           | 59           | 61           | 56           | 56           | +2              | -5              | -0                  | -3                              | +2                              | -4.9%                             | 61           |
| <b>Management &amp; Administrative</b>        | <b>69</b>    | <b>78</b>    | <b>80</b>    | <b>76</b>    | <b>76</b>    | <b>+2</b>       | <b>-3</b>       | <b>+0</b>           | <b>-2</b>                       | <b>+8</b>                       | <b>-2.3%</b>                      | <b>82</b>    |
| Support                                       | 57           | 53           | 28           | 20           | 21           | -25             | -7              | +1                  | -32                             | -36                             | -60.9%                            | 22           |
| Maintenance/ Technical                        | 1            | 1            | 1            | 2            | 1            | +0              | +0              | -1                  | +0                              | +0                              | +1.0%                             | 1            |
| <b>General Support</b>                        | <b>58</b>    | <b>54</b>    | <b>29</b>    | <b>22</b>    | <b>22</b>    | <b>-25</b>      | <b>-7</b>       | <b>-0</b>           | <b>-32</b>                      | <b>-36</b>                      | <b>-59.7%</b>                     | <b>23</b>    |
| Health Care Assistants                        | 59           | 56           | 87           | 94           | 95           | +31             | +8              | +1                  | +39                             | +36                             | +70.0%                            | 101          |
| Care, other                                   |              | 3            | 5            | 5            | 5            | +2              | +0              | +0                  | +2                              | +5                              | +68.4%                            | 5            |
| <b>Patient &amp; Client Care</b>              | <b>59</b>    | <b>59</b>    | <b>92</b>    | <b>99</b>    | <b>100</b>   | <b>+33</b>      | <b>+8</b>       | <b>+1</b>           | <b>+41</b>                      | <b>+41</b>                      | <b>+69.9%</b>                     | <b>106</b>   |

| St. James's SEP 2024        | WTE DEC 2019 | WTE DEC 2022 | WTE DEC 2023 | WTE AUG 2024 | WTE SEP 2024 | WTE Change 2023 | WTE Change 2024 | WTE Change AUG 2024 | WTE Change Dec 2022 to SEP 2024 | WTE Change Dec 2019 to SEP 2024 | % WTE Change Dec 2022 to SEP 2024 | No. SEP 2024 |
|-----------------------------|--------------|--------------|--------------|--------------|--------------|-----------------|-----------------|---------------------|---------------------------------|---------------------------------|-----------------------------------|--------------|
| <b>Total St. James's</b>    | <b>4,058</b> | <b>4,576</b> | <b>4,948</b> | <b>5,118</b> | <b>5,103</b> | <b>+372</b>     | <b>+155</b>     | <b>-14</b>          | <b>+527</b>                     | <b>+1,046</b>                   | <b>+11.5%</b>                     | <b>5,627</b> |
| Consultants                 | 195          | 247          | 263          | 262          | 267          | +16             | +3              | +5                  | +20                             | +72                             | +8.0%                             | 294          |
| Registrars                  | 184          | 219          | 235          | 227          | 235          | +16             | -0              | +8                  | +16                             | +51                             | +7.3%                             | 243          |
| SHO/ Interns                | 157          | 177          | 182          | 195          | 183          | +5              | +1              | -13                 | +6                              | +26                             | +3.2%                             | 183          |
| Medical/ Dental, other      | 5            | 8            | 9            | 12           | 13           | +2              | +3              | +1                  | +5                              | +8                              | +64.7%                            | 15           |
| <b>Medical &amp; Dental</b> | <b>541</b>   | <b>651</b>   | <b>690</b>   | <b>696</b>   | <b>697</b>   | <b>+39</b>      | <b>+7</b>       | <b>+1</b>           | <b>+46</b>                      | <b>+156</b>                     | <b>+7.1%</b>                      | <b>735</b>   |
| Nurse/ Midwife Manager      | 345          | 360          | 376          | 387          | 390          | +16             | +14             | +3                  | +30                             | +45                             | +8.2%                             | 433          |



| St. James's SEP 2024                          | WTE DEC 2019 | WTE DEC 2022 | WTE DEC 2023 | WTE AUG 2024 | WTE SEP 2024 | WTE Change 2023 | WTE Change 2024 | WTE Change AUG 2024 | WTE Change Dec 2022 to SEP 2024 | WTE Change Dec 2019 to SEP 2024 | % WTE Change Dec 2022 to SEP 2024 | No. SEP 2024 |
|---|--------------|--------------|--------------|--------------|--------------|-----------------|-----------------|---------------------|---------------------------------|---------------------------------|-----------------------------------|--------------|
| <b>Total St. James's</b>                      | <b>4,058</b> | <b>4,576</b> | <b>4,948</b> | <b>5,118</b> | <b>5,103</b> | <b>+372</b>     | <b>+155</b>     | <b>-14</b>          | <b>+527</b>                     | <b>+1,046</b>                   | <b>+11.5%</b>                     | <b>5,627</b> |
| Nurse/ Midwife Specialist & AN/MP             | 80           | 131          | 166          | 174          | 180          | +36             | +13             | +5                  | +49                             | +100                            | +37.5%                            | 199          |
| Staff Nurse/ Staff Midwife                    | 1,125        | 1,199        | 1,348        | 1,417        | 1,398        | +148            | +50             | -19                 | +198                            | +272                            | +16.5%                            | 1,493        |
| Nursing/ Midwifery awaiting registration      | 1            | 6            | 1            |              |              | -5              | -1              |                     | -6                              | -1                              | -100.0%                           |              |
| Pre-registration Nurse/ Midwife Intern        |              | 1            | 1            | 31           | 30           | 0               | 30              | 0                   | 30                              | +30                             | #####                             | 62           |
| Nursing/ Midwifery Student                    | 1            | 7            | 2            | 31           | 30           | -6              | +29             | -0                  | +23                             | +29                             | +332.8%                           | 62           |
| Nursing/ Midwifery other                      | 12           | 10           | 12           | 12           | 12           | +3              | +0              | -0                  | +3                              | +0                              | +28.2%                            | 14           |
| <b>Nursing &amp; Midwifery</b>                | <b>1,562</b> | <b>1,707</b> | <b>1,904</b> | <b>2,021</b> | <b>2,010</b> | <b>+197</b>     | <b>+106</b>     | <b>-11</b>          | <b>+303</b>                     | <b>+447</b>                     | <b>+17.8%</b>                     | <b>2,201</b> |
| Dietitians                                    | 42           | 38           | 38           | 43           | 45           | +0              | 7               | +2                  | 7                               | +3                              | +19.4%                            | 52           |
| Occupational Therapists                       | 29           | 36           | 36           | 34           | 36           | +1              | 0               | +2                  | 0                               | +7                              | +1.0%                             | 38           |
| Physiotherapists                              | 61           | 73           | 81           | 81           | 79           | +7              | -2              | -2                  | 6                               | +18                             | +7.7%                             | 88           |
| Podiatrists & Chiropodists                    | 1            | 1            | 1            | 1            | 1            | 0               | 0               | +0                  | 0                               | 0                               | -22.5%                            | 2            |
| Speech & Language Therapists                  | 18           | 26           | 27           | 25           | 25           | +1              | -2              | +0                  | -1                              | +7                              | -2.1%                             | 30           |
| Therapy Professions                           | 151          | 174          | 183          | 184          | 187          | +9              | +4              | +2                  | +13                             | +35                             | +7.2%                             | 210          |
| Health Science/ Diagnostics                   | 339          | 359          | 359          | 362          | 360          | +1              | +1              | -2                  | +1                              | +21                             | +0.4%                             | 394          |
| Pharmacy                                      | 97           | 99           | 99           | 102          | 106          | -0              | +6              | +4                  | +6                              | +8                              | +6.4%                             | 112          |
| Psychologists                                 | 5            | 6            | 8            | 7            | 6            | +1              | -1              | -0                  | +0                              | +1                              | +0.0%                             | 8            |
| Social Workers                                | 43           | 47           | 52           | 53           | 51           | +6              | -1              | -2                  | +5                              | +8                              | +10.0%                            | 59           |
| H&SC, Other                                   | 26           | 37           | 33           | 40           | 36           | -4              | +2              | -5                  | -1                              | +9                              | -3.4%                             | 41           |
| <b>Health &amp; Social Care Professionals</b> | <b>662</b>   | <b>722</b>   | <b>735</b>   | <b>748</b>   | <b>746</b>   | <b>+13</b>      | <b>+11</b>      | <b>-3</b>           | <b>+24</b>                      | <b>+83</b>                      | <b>+3.3%</b>                      | <b>824</b>   |
| Management (VIII & above)                     | 40           | 56           | 53           | 55           | 56           | -3              | +3              | +1                  | -0                              | +16                             | -0.5%                             | 58           |
| Administrative/ Supervisory (V to VII)        | 176          | 209          | 254          | 262          | 271          | +45             | +17             | +9                  | +62                             | +95                             | +29.8%                            | 284          |
| Clerical (III & IV)                           | 371          | 423          | 450          | 454          | 447          | +27             | -3              | -7                  | +23                             | +76                             | +5.5%                             | 521          |
| <b>Management &amp; Administrative</b>        | <b>587</b>   | <b>688</b>   | <b>757</b>   | <b>771</b>   | <b>773</b>   | <b>+68</b>      | <b>+17</b>      | <b>+3</b>           | <b>+85</b>                      | <b>+187</b>                     | <b>+12.4%</b>                     | <b>863</b>   |
| Support                                       | 278          | 284          | 260          | 260          | 256          | -24             | -4              | -4                  | -28                             | -22                             | -10.0%                            | 311          |
| Maintenance/ Technical                        | 59           | 52           | 48           | 52           | 54           | -3              | +6              | +2                  | +3                              | -4                              | +5.0%                             | 55           |
| <b>General Support</b>                        | <b>336</b>   | <b>336</b>   | <b>308</b>   | <b>312</b>   | <b>310</b>   | <b>-28</b>      | <b>+2</b>       | <b>-1</b>           | <b>-26</b>                      | <b>-26</b>                      | <b>-7.7%</b>                      | <b>366</b>   |
| Health Care Assistants                        | 360          | 455          | 495          | 510          | 507          | +40             | +12             | -3                  | +52                             | +147                            | +11.5%                            | 569          |
| Care, other                                   | 9            | 18           | 60           | 60           | 60           | +42             | +0              | +0                  | +43                             | +51                             | +240.6%                           | 69           |
| <b>Patient &amp; Client Care</b>              | <b>370</b>   | <b>472</b>   | <b>555</b>   | <b>570</b>   | <b>567</b>   | <b>+82</b>      | <b>+13</b>      | <b>-2</b>           | <b>+95</b>                      | <b>+198</b>                     | <b>+20.1%</b>                     | <b>638</b>   |

| St. John's Limerick SEP 2024             | WTE DEC 2019 | WTE DEC 2022 | WTE DEC 2023 | WTE AUG 2024 | WTE SEP 2024 | WTE Change 2023 | WTE Change 2024 | WTE Change AUG 2024 | WTE Change Dec 2022 to SEP 2024 | WTE Change Dec 2019 to SEP 2024 | % WTE Change Dec 2022 to SEP 2024 | No. SEP 2024 |
|--|--------------|--------------|--------------|--------------|--------------|-----------------|-----------------|---------------------|---------------------------------|---------------------------------|-----------------------------------|--------------|
| <b>Total St. John's Limerick</b>         | <b>311</b>   | <b>332</b>   | <b>381</b>   | <b>401</b>   | <b>403</b>   | <b>+49</b>      | <b>+21</b>      | <b>+1</b>           | <b>+71</b>                      | <b>+91</b>                      | <b>+21.4%</b>                     | <b>442</b>   |
| Consultants                              | 8            | 4            | 8            | 8            | 8            | +3              | +0              | +0                  | +3                              | -0                              | +79.0%                            | 8            |
| Registrars                               | 9            | 13           | 11           | 13           | 13           | -2              | +2              | +0                  | +0                              | +4                              | +0.0%                             | 13           |
| SHO/ Interns                             | 7            | 7            | 11           | 16           | 16           | +4              | +5              | +0                  | +9                              | +9                              | +128.6%                           | 16           |
| <b>Medical &amp; Dental</b>              | <b>24</b>    | <b>24</b>    | <b>30</b>    | <b>37</b>    | <b>37</b>    | <b>+5</b>       | <b>+7</b>       | <b>+0</b>           | <b>+12</b>                      | <b>+13</b>                      | <b>+50.9%</b>                     | <b>37</b>    |
| Nurse/ Midwife Manager                   | 24           | 32           | 32           | 37           | 38           | +1              | +6              | +1                  | +6                              | +13                             | +19.9%                            | 40           |
| Nurse/ Midwife Specialist & AN/MP        | 8            | 8            | 10           | 10           | 10           | +2              | +0              | +0                  | +2                              | +2                              | +25.5%                            | 11           |
| Staff Nurse/ Staff Midwife               | 93           | 92           | 97           | 109          | 109          | +5              | +13             | +0                  | +18                             | +16                             | +19.5%                            | 120          |
| Nursing/ Midwifery awaiting registration |              |              | 1            |              |              | +1              | -1              |                     |                                 |                                 | -100.0%                           |              |
| Nursing/ Midwifery Student               |              |              | 1            |              |              | +1              | -1              |                     |                                 |                                 | -100.0%                           |              |
| Nursing/ Midwifery other                 | 1            | 1            | 1            | 2            | 1            | +0              | +0              | -1                  | +0                              | +0                              | +0.0%                             | 1            |
| <b>Nursing &amp; Midwifery</b>           | <b>127</b>   | <b>132</b>   | <b>141</b>   | <b>158</b>   | <b>158</b>   | <b>+9</b>       | <b>+17</b>      | <b>+0</b>           | <b>+26</b>                      | <b>+32</b>                      | <b>+19.8%</b>                     | <b>172</b>   |
| Dietitians                               | 1            | 1            | 1            | 1            | 1            | +0              | 0               | +0                  | 0                               | +0                              | +25.7%                            | 2            |
| Physiotherapists                         | 4            | 5            | 8            | 8            | 9            | +2              | 1               | +1                  | 3                               | +5                              | +64.2%                            | 10           |
| Therapy Professions                      | 5            | 6            | 9            | 9            | 10           | +2              | +1              | +1                  | +4                              | +5                              | +58.1%                            | 12           |
| Health Science/ Diagnostics              | 12           | 12           | 12           | 13           | 13           | +1              | +0              | +0                  | +1                              | +1                              | +10.2%                            | 16           |
| Pharmacy                                 | 4            | 6            | 7            | 9            | 9            | +0              | +2              | +0                  | +2                              | +4                              | +37.5%                            | 11           |



| St. John's Limerick SEP 2024           | WTE DEC 2019 | WTE DEC 2022 | WTE DEC 2023 | WTE AUG 2024 | WTE SEP 2024 | WTE Change 2023 | WTE Change 2024 | WTE Change AUG 2024 | WTE Change Dec 2022 to SEP 2024 | WTE Change Dec 2019 to SEP 2024 | % WTE Change Dec 2022 to SEP 2024 | No. SEP 2024 |
|--|--------------|--------------|--------------|--------------|--------------|-----------------|-----------------|---------------------|---------------------------------|---------------------------------|-----------------------------------|--------------|
| <b>Total St. John's Limerick</b>       | <b>311</b>   | <b>332</b>   | <b>381</b>   | <b>401</b>   | <b>403</b>   | <b>+49</b>      | <b>+21</b>      | <b>+1</b>           | <b>+71</b>                      | <b>+91</b>                      | <b>+21.4%</b>                     | <b>442</b>   |
| Health & Social Care Professionals     | 21           | 24           | 28           | 31           | 32           | +3              | +4              | +1                  | +7                              | +11                             | +29.8%                            | 39           |
| Management (VIII & above)              | 7            | 8            | 7            | 7            | 7            | -1              | +0              | +0                  | -1                              | +0                              | -12.5%                            | 7            |
| Administrative/ Supervisory (V to VII) | 16           | 21           | 28           | 25           | 25           | +7              | -3              | +0                  | +4                              | +10                             | +19.1%                            | 26           |
| Clerical (III & IV)                    | 45           | 43           | 54           | 54           | 54           | +11             | -0              | +0                  | +11                             | +8                              | +24.7%                            | 59           |
| <b>Management &amp; Administrative</b> | <b>68</b>    | <b>72</b>    | <b>89</b>    | <b>86</b>    | <b>86</b>    | <b>+17</b>      | <b>-3</b>       | <b>+0</b>           | <b>+14</b>                      | <b>+18</b>                      | <b>+18.9%</b>                     | <b>92</b>    |
| Support                                | 40           | 38           | 46           | 44           | 45           | +8              | -0              | +1                  | +7                              | +6                              | +19.8%                            | 52           |
| Maintenance/ Technical                 | 2            | 2            | 2            | 1            | 1            | +0              | -1              | +0                  | -1                              | -1                              | -50.0%                            | 1            |
| <b>General Support</b>                 | <b>42</b>    | <b>40</b>    | <b>48</b>    | <b>45</b>    | <b>46</b>    | <b>+8</b>       | <b>-1</b>       | <b>+1</b>           | <b>+6</b>                       | <b>+5</b>                       | <b>+16.3%</b>                     | <b>53</b>    |
| Health Care Assistants                 | 29           | 38           | 46           | 45           | 44           | +8              | -2              | -1                  | +6                              | +15                             | +15.7%                            | 49           |
| Care, other                            | 1            | 1            | 1            |              |              | +0              | -1              |                     | -1                              | -1                              | -100.0%                           |              |
| <b>Patient &amp; Client Care</b>       | <b>30</b>    | <b>39</b>    | <b>47</b>    | <b>45</b>    | <b>44</b>    | <b>+8</b>       | <b>-3</b>       | <b>-1</b>           | <b>+5</b>                       | <b>+14</b>                      | <b>+12.7%</b>                     | <b>49</b>    |

| St Luke's General Kilkenny SEP 20             | WTE DEC 2019 | WTE DEC 2022 | WTE DEC 2023 | WTE AUG 2024 | WTE SEP 2024 | WTE Change 2023 | WTE Change 2024 | WTE Change AUG 2024 | WTE Change Dec 2022 to SEP 2024 | WTE Change Dec 2019 to SEP 2024 | % WTE Change Dec 2022 to SEP 2024 | No. SEP 2024 |
|---|--------------|--------------|--------------|--------------|--------------|-----------------|-----------------|---------------------|---------------------------------|---------------------------------|-----------------------------------|--------------|
| <b>Total St Luke's General Kilkenny</b>       | <b>1,119</b> | <b>1,290</b> | <b>1,398</b> | <b>1,420</b> | <b>1,422</b> | <b>+108</b>     | <b>+24</b>      | <b>+2</b>           | <b>+132</b>                     | <b>+303</b>                     | <b>+10.2%</b>                     | <b>1,567</b> |
| Consultants                                   | 39           | 43           | 51           | 55           | 53           | +8              | +2              | -2                  | +10                             | +14                             | +23.5%                            | 56           |
| Registrars                                    | 58           | 60           | 61           | 70           | 70           | +1              | +9              | +0                  | +10                             | +12                             | +16.5%                            | 71           |
| SHO/ Interns                                  | 57           | 71           | 89           | 91           | 94           | +18             | +5              | +4                  | +23                             | +37                             | +33.1%                            | 95           |
| Medical/ Dental, other                        | 7            | 8            | 8            | 7            | 6            | +0              | -2              | -1                  | -2                              | -1                              | -20.6%                            | 7            |
| <b>Medical &amp; Dental</b>                   | <b>161</b>   | <b>181</b>   | <b>209</b>   | <b>222</b>   | <b>223</b>   | <b>+28</b>      | <b>+14</b>      | <b>+1</b>           | <b>+42</b>                      | <b>+62</b>                      | <b>+23.0%</b>                     | <b>229</b>   |
| Nurse/ Midwife Manager                        | 86           | 96           | 106          | 95           | 94           | +10             | -12             | -1                  | -2                              | +8                              | -2.0%                             | 111          |
| Nurse/ Midwife Specialist & AN/MP             | 19           | 31           | 33           | 37           | 37           | +2              | +4              | -0                  | +6                              | +18                             | +20.3%                            | 42           |
| Staff Nurse/ Staff Midwife                    | 305          | 355          | 394          | 422          | 419          | +39             | +25             | -3                  | +64                             | +114                            | +18.2%                            | 478          |
| Nursing/ Midwifery awaiting registration      |              |              | 1            | 1            | 10           | +1              | 9               | +9                  | 10                              | +10                             | -100.0%                           | 10           |
| Pre-registration Nurse/ Midwife Intern        |              |              |              | 6            | 1            |                 | 1               | -5                  | 1                               | +1                              | -100.0%                           | 2            |
| Nursing/ Midwifery Student                    |              |              | 1            | 7            | 11           | +1              | +10             | +4                  | +11                             | +11                             | -100.0%                           | 12           |
| Nursing/ Midwifery other                      | 1            | 2            | 1            | 1            | 1            | -1              | +0              | +0                  | -1                              | -0                              | -51.1%                            | 1            |
| <b>Nursing &amp; Midwifery</b>                | <b>411</b>   | <b>483</b>   | <b>535</b>   | <b>561</b>   | <b>562</b>   | <b>+51</b>      | <b>+27</b>      | <b>+0</b>           | <b>+79</b>                      | <b>+151</b>                     | <b>+16.3%</b>                     | <b>644</b>   |
| Dietitians                                    | 9            | 9            | 8            | 7            | 7            | -2              | -1              | 0                   | -3                              | -2                              | -27.7%                            | 8            |
| Occupational Therapists                       | 4            | 8            | 10           | 10           | 10           | +2              | 0               | +0                  | 1                               | +6                              | +15.8%                            | 10           |
| Physiotherapists                              | 18           | 13           | 16           | 17           | 17           | +3              | 0               | 0                   | 4                               | -2                              | +27.7%                            | 20           |
| Podiatrists & Chiropodists                    | 1            | 2            | 2            | 1            | 1            | +0              | -1              | +0                  | -1                              | +0                              | -49.5%                            | 1            |
| Speech & Language Therapists                  | 3            | 3            | 4            | 5            | 5            | +1              | 1               | +0                  | 2                               | +2                              | +78.8%                            | 5            |
| Therapy Professions                           | 34           | 35           | 40           | 39           | 39           | +4              | -1              | +0                  | +3                              | +4                              | +9.7%                             | 44           |
| Health Science/ Diagnostics                   | 49           | 62           | 69           | 71           | 69           | +7              | -0              | -2                  | +7                              | +20                             | +11.2%                            | 78           |
| Pharmacy                                      | 18           | 21           | 25           | 26           | 26           | +4              | +0              | -0                  | +4                              | +7                              | +20.1%                            | 28           |
| Social Workers                                |              | 1            | 4            | 3            | 4            | +3              | +0              | +1                  | +3                              | +4                              | +377.2%                           | 4            |
| H&SC, Other                                   |              |              |              |              |              |                 |                 |                     |                                 |                                 | -100.0%                           |              |
| <b>Health &amp; Social Care Professionals</b> | <b>102</b>   | <b>119</b>   | <b>137</b>   | <b>138</b>   | <b>137</b>   | <b>+18</b>      | <b>-0</b>       | <b>-1</b>           | <b>+18</b>                      | <b>+35</b>                      | <b>+14.8%</b>                     | <b>154</b>   |
| Management (VIII & above)                     | 3            | 7            | 5            | 5            | 5            | -2              | -0              | -0                  | -2                              | +2                              | -31.5%                            | 5            |
| Administrative/ Supervisory (V to VII)        | 14           | 34           | 39           | 38           | 38           | +5              | -1              | -0                  | +4                              | +24                             | +11.7%                            | 40           |
| Clerical (III & IV)                           | 136          | 124          | 133          | 127          | 129          | +9              | -4              | +1                  | +4                              | -8                              | +3.5%                             | 138          |
| <b>Management &amp; Administrative</b>        | <b>154</b>   | <b>166</b>   | <b>177</b>   | <b>171</b>   | <b>172</b>   | <b>+12</b>      | <b>-6</b>       | <b>+1</b>           | <b>+6</b>                       | <b>+18</b>                      | <b>+3.8%</b>                      | <b>183</b>   |
| Support                                       | 156          | 171          | 169          | 163          | 164          | -2              | -5              | +1                  | -7                              | +7                              | -4.4%                             | 183          |
| Maintenance/ Technical                        | 12           | 15           | 15           | 15           | 15           | -0              | +0              | -0                  | +0                              | +3                              | +0.9%                             | 15           |
| <b>General Support</b>                        | <b>169</b>   | <b>186</b>   | <b>183</b>   | <b>178</b>   | <b>179</b>   | <b>-3</b>       | <b>-5</b>       | <b>+1</b>           | <b>-7</b>                       | <b>+10</b>                      | <b>-3.9%</b>                      | <b>198</b>   |
| Health Care Assistants                        | 122          | 152          | 154          | 147          | 147          | +2              | -7              | +0                  | -5                              | +26                             | -3.4%                             | 156          |
| Care, other                                   | 2            | 2            | 2            | 2            | 2            | +0              | +0              | +0                  | +0                              | +0                              | +0.4%                             | 3            |
| <b>Patient &amp; Client Care</b>              | <b>124</b>   | <b>155</b>   | <b>156</b>   | <b>150</b>   | <b>150</b>   | <b>+2</b>       | <b>-7</b>       | <b>+0</b>           | <b>-5</b>                       | <b>+26</b>                      | <b>-3.3%</b>                      | <b>159</b>   |



| St. Luke's Rathgar SEP 2024                   | WTE DEC 2019 | WTE DEC 2022 | WTE DEC 2023 | WTE AUG 2024 | WTE SEP 2024 | WTE Change 2023 | WTE Change 2024 | WTE Change AUG 2024 | WTE Change Dec 2022 to SEP 2024 | WTE Change Dec 2019 to SEP 2024 | % WTE Change Dec 2022 to SEP 2024 | No. SEP 2024 |
|---|--------------|--------------|--------------|--------------|--------------|-----------------|-----------------|---------------------|---------------------------------|---------------------------------|-----------------------------------|--------------|
| <b>Total St. Luke's Rathgar</b>               | <b>544</b>   | <b>547</b>   | <b>550</b>   | <b>549</b>   | <b>561</b>   | <b>+2</b>       | <b>+11</b>      | <b>+12</b>          | <b>+13</b>                      | <b>+16</b>                      | <b>+2.5%</b>                      | <b>596</b>   |
| Consultants                                   | 24           | 22           | 23           | 24           | 24           | +1              | +1              | +0                  | +2                              | +0                              | +9.0%                             | 26           |
| Registrars                                    | 19           | 13           | 10           | 9            | 9            | -3              | -1              | +0                  | -4                              | -10                             | -30.8%                            | 9            |
| SHO/ Interns                                  | 13           | 18           | 18           | 20           | 20           | +0              | +2              | +0                  | +2                              | +7                              | +11.1%                            | 20           |
| <b>Medical &amp; Dental</b>                   | <b>56</b>    | <b>53</b>    | <b>51</b>    | <b>53</b>    | <b>53</b>    | <b>-2</b>       | <b>+2</b>       | <b>+0</b>           | <b>+0</b>                       | <b>-3</b>                       | <b>+0.0%</b>                      | <b>55</b>    |
| Nurse/ Midwife Manager                        | 21           | 25           | 24           | 23           | 23           | -1              | -1              | +0                  | -2                              | +2                              | -6.7%                             | 23           |
| Nurse/ Midwife Specialist & AN/MP             | 13           | 13           | 13           | 13           | 13           | +0              | +0              | +0                  | +0                              | +0                              | +0.0%                             | 13           |
| Staff Nurse/ Staff Midwife                    | 43           | 39           | 39           | 39           | 39           | -0              | -1              | +0                  | -1                              | -4                              | -1.4%                             | 45           |
| <b>Nursing &amp; Midwifery</b>                | <b>77</b>    | <b>77</b>    | <b>76</b>    | <b>75</b>    | <b>75</b>    | <b>-1</b>       | <b>-2</b>       | <b>+0</b>           | <b>-2</b>                       | <b>-2</b>                       | <b>-2.9%</b>                      | <b>81</b>    |
| Dietitians                                    | 4            | 8            | 8            | 7            | 7            | +0              | -1              | +1                  | -1                              | +3                              | -6.7%                             | 8            |
| Physiotherapists                              | 3            | 3            | 4            | 4            | 4            | +1              | 0               | +0                  | 1                               | +1                              | +33.3%                            | 4            |
| Podiatrists & Chiropodists                    | 0            |              |              |              |              |                 |                 |                     |                                 | 0                               | -100.0%                           |              |
| Speech & Language Therapists                  | 1            | 1            | 1            | 1            | 1            | +0              | 0               | +0                  | 0                               | +0                              | +0.0%                             | 2            |
| Therapy Professions                           | 9            | 12           | 13           | 12           | 12           | +1              | -1              | +1                  | +1                              | +4                              | +4.2%                             | 14           |
| Health Science/ Diagnostics                   | 195          | 192          | 194          | 199          | 205          | +2              | +11             | +6                  | +13                             | +11                             | +6.7%                             | 219          |
| Pharmacy                                      | 2            | 3            | 4            | 4            | 4            | +1              | +0              | +0                  | +1                              | +2                              | +33.3%                            | 4            |
| Psychologists                                 | 3            | 5            | 5            | 5            | 5            | +0              | +0              | +0                  | +0                              | +2                              | +0.0%                             | 5            |
| Social Workers                                | 5            | 4            | 7            | 7            | 7            | +3              | +0              | +0                  | +3                              | +2                              | +62.5%                            | 7            |
| H&SC, Other                                   | 1            | 6            | 6            | 6            | 6            | +0              | +0              | +0                  | +0                              | +5                              | +0.0%                             | 6            |
| <b>Health &amp; Social Care Professionals</b> | <b>214</b>   | <b>222</b>   | <b>229</b>   | <b>233</b>   | <b>239</b>   | <b>+6</b>       | <b>+11</b>      | <b>+7</b>           | <b>+17</b>                      | <b>+25</b>                      | <b>+7.6%</b>                      | <b>255</b>   |
| Management (VIII & above)                     | 6            | 6            | 3            | 3            | 3            | -3              | +0              | +0                  | -3                              | -3                              | -50.0%                            | 3            |
| Administrative/ Supervisory (V to VII)        | 34           | 32           | 31           | 29           | 30           | -1              | -1              | +1                  | -2                              | -3                              | -6.2%                             | 32           |
| Clerical (III & IV)                           | 64           | 72           | 70           | 67           | 69           | -1              | -1              | +2                  | -2                              | +5                              | -3.2%                             | 78           |
| <b>Management &amp; Administrative</b>        | <b>104</b>   | <b>110</b>   | <b>104</b>   | <b>99</b>    | <b>102</b>   | <b>-5</b>       | <b>-2</b>       | <b>+3</b>           | <b>-7</b>                       | <b>-1</b>                       | <b>-6.7%</b>                      | <b>113</b>   |
| Support                                       | 60           | 54           | 58           | 56           | 56           | +4              | -2              | +0                  | +2                              | -4                              | +3.7%                             | 57           |
| Maintenance/ Technical                        | 5            | 5            | 5            | 4            | 5            | +0              | +0              | +1                  | +0                              | +0                              | +0.0%                             | 5            |
| <b>General Support</b>                        | <b>65</b>    | <b>59</b>    | <b>63</b>    | <b>60</b>    | <b>61</b>    | <b>+4</b>       | <b>-2</b>       | <b>+1</b>           | <b>+2</b>                       | <b>-4</b>                       | <b>+3.4%</b>                      | <b>62</b>    |
| Health Care Assistants                        | 27           | 24           | 24           | 27           | 28           | +0              | +4              | +1                  | +4                              | +1                              | +16.7%                            | 28           |
| Care, other                                   | 1            | 2            | 2            | 2            | 2            | +0              | +0              | +0                  | +0                              | +1                              | +0.0%                             | 2            |
| <b>Patient &amp; Client Care</b>              | <b>28</b>    | <b>26</b>    | <b>26</b>    | <b>29</b>    | <b>30</b>    | <b>+0</b>       | <b>+4</b>       | <b>+1</b>           | <b>+4</b>                       | <b>+2</b>                       | <b>+15.5%</b>                     | <b>30</b>    |

| St. Michael's SEP 2024                 | WTE DEC 2019 | WTE DEC 2022 | WTE DEC 2023 | WTE AUG 2024 | WTE SEP 2024 | WTE Change 2023 | WTE Change 2024 | WTE Change AUG 2024 | WTE Change Dec 2022 to SEP 2024 | WTE Change Dec 2019 to SEP 2024 | % WTE Change Dec 2022 to SEP 2024 | No. SEP 2024 |
|--|--------------|--------------|--------------|--------------|--------------|-----------------|-----------------|---------------------|---------------------------------|---------------------------------|-----------------------------------|--------------|
| <b>Total St. Michael's</b>             | <b>397</b>   | <b>402</b>   | <b>413</b>   | <b>417</b>   | <b>402</b>   | <b>+11</b>      | <b>-12</b>      | <b>-15</b>          | <b>0</b>                        | <b>+5</b>                       | <b>0.0%</b>                       | <b>451</b>   |
| Consultants                            | 10           | 9            | 9            | 11           | 10           | +0              | +1              | -1                  | +1                              | -1                              | +11.7%                            | 10           |
| Registrars                             | 13           | 9            | 8            | 8            | 8            | -1              | +0              | +0                  | -1                              | -5                              | -12.1%                            | 8            |
| SHO/ Interns                           | 14           | 19           | 21           | 19           | 19           | +2              | -2              | +0                  | +0                              | +5                              | +0.0%                             | 19           |
| Medical/ Dental, other                 | 0            | 2            | 2            | 2            | 2            | +0              | +0              | +0                  | +0                              | +2                              | +0.0%                             | 3            |
| <b>Medical &amp; Dental</b>            | <b>38</b>    | <b>39</b>    | <b>40</b>    | <b>40</b>    | <b>39</b>    | <b>+1</b>       | <b>-1</b>       | <b>-1</b>           | <b>-0</b>                       | <b>+1</b>                       | <b>-0.3%</b>                      | <b>40</b>    |
| Nurse/ Midwife Manager                 | 34           | 47           | 47           | 44           | 44           | -0              | -3              | -0                  | -3                              | +10                             | -6.6%                             | 46           |
| Nurse/ Midwife Specialist & AN/MP      | 28           | 15           | 17           | 18           | 18           | +2              | +1              | +0                  | +3                              | -9                              | +22.3%                            | 20           |
| Staff Nurse/ Staff Midwife             | 102          | 98           | 101          | 106          | 105          | +4              | +4              | -0                  | +7                              | +3                              | +7.5%                             | 111          |
| Pre-registration Nurse/ Midwife Intern |              | 1            | 0            | 12           |              | 0               | 0               | -12                 | -1                              |                                 | -100.0%                           |              |
| Nursing/ Midwifery Student             |              | 1            | 0            | 12           |              | -0              | -0              | -12                 | -1                              |                                 | -100.0%                           |              |
| Nursing/ Midwifery other               | 5            |              |              |              |              |                 |                 |                     |                                 | -5                              | -100.0%                           |              |
| <b>Nursing &amp; Midwifery</b>         | <b>169</b>   | <b>160</b>   | <b>165</b>   | <b>179</b>   | <b>167</b>   | <b>+5</b>       | <b>+2</b>       | <b>-12</b>          | <b>+7</b>                       | <b>-2</b>                       | <b>+4.4%</b>                      | <b>177</b>   |
| Dietitians                             | 4            | 3            | 3            | 3            | 3            | -1              | 0               | 0                   | 0                               | -1                              | -6.3%                             | 4            |



| St. Michael's SEP 2024                        | WTE DEC 2019 | WTE DEC 2022 | WTE DEC 2023 | WTE AUG 2024 | WTE SEP 2024 | WTE Change 2023 | WTE Change 2024 | WTE Change AUG 2024 | WTE Change Dec 2022 to SEP 2024 | WTE Change Dec 2019 to SEP 2024 | % WTE Change Dec 2022 to SEP 2024 | No. SEP 2024 |
|---|--------------|--------------|--------------|--------------|--------------|-----------------|-----------------|---------------------|---------------------------------|---------------------------------|-----------------------------------|--------------|
| <b>Total St. Michael's</b>                    | <b>397</b>   | <b>402</b>   | <b>413</b>   | <b>417</b>   | <b>402</b>   | <b>+11</b>      | <b>-12</b>      | <b>-15</b>          | <b>0</b>                        | <b>+5</b>                       | <b>0.0%</b>                       | <b>451</b>   |
| Occupational Therapists                       | 4            | 4            | 3            | 3            | 3            | -1              | 0               | +0                  | -1                              | -1                              | -18.9%                            | 3            |
| Physiotherapists                              | 14           | 12           | 13           | 13           | 13           | +1              | -1              | +0                  | 0                               | -1                              | +3.2%                             | 15           |
| Podiatrists & Chiropodists                    | 0            | 0            | 0            | 0            | 0            | +0              | 0               | +0                  | 0                               | +0                              | +0.0%                             | 1            |
| Orthoptists                                   | 0            | 0            | 0            | 0            | 0            | +0              | 0               | +0                  | 0                               | +0                              | +0.0%                             | 1            |
| Therapy Professions                           | 22           | 19           | 19           | 19           | 19           | -0              | -0              | -0                  | -1                              | -3                              | -2.6%                             | 24           |
| Health Science/ Diagnostics                   | 17           | 20           | 22           | 18           | 17           | +1              | -4              | -1                  | -3                              | +0                              | -13.8%                            | 21           |
| Pharmacy                                      | 9            | 7            | 7            | 6            | 6            | +0              | -0              | +0                  | -0                              | -2                              | -2.1%                             | 7            |
| Social Workers                                | 2            | 4            | 3            | 2            | 3            | -1              | +0              | +1                  | -1                              | +1                              | -23.1%                            | 3            |
| H&SC, Other                                   |              | 1            | 1            | 1            |              | +0              | -1              | -1                  | -1                              |                                 | -100.0%                           |              |
| <b>Health &amp; Social Care Professionals</b> | <b>50</b>    | <b>51</b>    | <b>51</b>    | <b>46</b>    | <b>46</b>    | <b>+0</b>       | <b>-5</b>       | <b>-1</b>           | <b>-5</b>                       | <b>-4</b>                       | <b>-10.4%</b>                     | <b>55</b>    |
| Management (VIII & above)                     | 1            | 1            | 1            | 2            | 2            | +0              | +1              | +0                  | +1                              | +1                              | +100.0%                           | 2            |
| Administrative/ Supervisory (V to VII)        | 19           | 27           | 32           | 33           | 33           | +5              | +1              | -0                  | +6                              | +14                             | +21.4%                            | 37           |
| Clerical (III & IV)                           | 43           | 45           | 47           | 44           | 43           | +2              | -4              | -1                  | -3                              | -1                              | -5.9%                             | 55           |
| <b>Management &amp; Administrative</b>        | <b>63</b>    | <b>74</b>    | <b>80</b>    | <b>79</b>    | <b>78</b>    | <b>+7</b>       | <b>-3</b>       | <b>-2</b>           | <b>+4</b>                       | <b>+15</b>                      | <b>+5.7%</b>                      | <b>94</b>    |
| Support                                       | 48           | 43           | 41           | 39           | 39           | -2              | -2              | +0                  | -4                              | -9                              | -9.5%                             | 49           |
| Maintenance/ Technical                        | 2            | 6            | 6            | 5            | 5            | +0              | -1              | -0                  | -1                              | +3                              | -10.2%                            | 6            |
| <b>General Support</b>                        | <b>50</b>    | <b>49</b>    | <b>47</b>    | <b>44</b>    | <b>44</b>    | <b>-2</b>       | <b>-2</b>       | <b>+0</b>           | <b>-5</b>                       | <b>-6</b>                       | <b>-9.5%</b>                      | <b>55</b>    |
| Health Care Assistants                        | 25           | 28           | 29           | 27           | 27           | +1              | -2              | -0                  | -1                              | +2                              | -4.8%                             | 29           |
| Care, other                                   | 2            | 1            | 1            | 1            | 1            | +0              | +0              | +0                  | +0                              | -1                              | +0.0%                             | 1            |
| <b>Patient &amp; Client Care</b>              | <b>27</b>    | <b>29</b>    | <b>30</b>    | <b>28</b>    | <b>28</b>    | <b>+1</b>       | <b>-2</b>       | <b>+0</b>           | <b>-1</b>                       | <b>+1</b>                       | <b>-4.7%</b>                      | <b>30</b>    |

| St. Vincent's University SEP 2024             | WTE DEC 2019 | WTE DEC 2022 | WTE DEC 2023 | WTE AUG 2024 | WTE SEP 2024 | WTE Change 2023 | WTE Change 2024 | WTE Change AUG 2024 | WTE Change Dec 2022 to SEP 2024 | WTE Change Dec 2019 to SEP 2024 | % WTE Change Dec 2022 to SEP 2024 | No. SEP 2024 |
|---|--------------|--------------|--------------|--------------|--------------|-----------------|-----------------|---------------------|---------------------------------|---------------------------------|-----------------------------------|--------------|
| <b>Total St. Vincent's University</b>         | <b>2,838</b> | <b>3,452</b> | <b>3,662</b> | <b>3,822</b> | <b>3,813</b> | <b>+210</b>     | <b>+151</b>     | <b>-9</b>           | <b>+361</b>                     | <b>+975</b>                     | <b>+10.4%</b>                     | <b>4,032</b> |
| Consultants                                   | 145          | 190          | 195          | 196          | 198          | +5              | +4              | +2                  | +9                              | +54                             | +4.5%                             | 215          |
| Registrars                                    | 165          | 219          | 212          | 237          | 237          | -7              | +25             | +0                  | +18                             | +72                             | +8.1%                             | 240          |
| SHO/ Interns                                  | 126          | 158          | 190          | 191          | 190          | +33             | -0              | -1                  | +33                             | +64                             | +20.9%                            | 191          |
| Medical/ Dental, other                        | 1            | 4            | 4            | 3            | 4            | +0              | +0              | +1                  | +1                              | +3                              | +19.1%                            | 7            |
| <b>Medical &amp; Dental</b>                   | <b>437</b>   | <b>570</b>   | <b>601</b>   | <b>627</b>   | <b>629</b>   | <b>+31</b>      | <b>+29</b>      | <b>+2</b>           | <b>+60</b>                      | <b>+193</b>                     | <b>+10.5%</b>                     | <b>653</b>   |
| Nurse/ Midwife Manager                        | 183          | 278          | 308          | 332          | 329          | +30             | +21             | -3                  | +51                             | +146                            | +18.4%                            | 352          |
| Nurse/ Midwife Specialist & AN/MP             | 87           | 101          | 115          | 122          | 127          | +14             | +12             | +5                  | +25                             | +40                             | +24.9%                            | 138          |
| Staff Nurse/ Staff Midwife                    | 724          | 872          | 961          | 1,022        | 1,020        | +89             | +59             | -3                  | +147                            | +296                            | +16.9%                            | 1,059        |
| Pre-registration Nurse/ Midwife Intern        | 17           | 42           | 13           | 41           | 12           | -30             | -1              | -30                 | -31                             | -6                              | -72.6%                            | 23           |
| Nursing/ Midwifery Student                    | 17           | 42           | 13           | 41           | 12           | -30             | -1              | -30                 | -31                             | -6                              | -72.6%                            | 23           |
| Nursing/ Midwifery other                      | 14           | 5            | 5            | 6            | 6            | +0              | +1              | +0                  | +1                              | -8                              | +19.8%                            | 7            |
| <b>Nursing &amp; Midwifery</b>                | <b>1,026</b> | <b>1,299</b> | <b>1,402</b> | <b>1,524</b> | <b>1,493</b> | <b>+103</b>     | <b>+91</b>      | <b>-31</b>          | <b>+194</b>                     | <b>+467</b>                     | <b>+15.0%</b>                     | <b>1,579</b> |
| Dietitians                                    | 18           | 27           | 26           | 28           | 28           | -1              | 2               | +0                  | 1                               | +10                             | +3.6%                             | 31           |
| Occupational Therapists                       | 15           | 32           | 34           | 34           | 35           | +2              | 2               | +2                  | 4                               | +20                             | +11.1%                            | 36           |
| Physiotherapists                              | 58           | 40           | 42           | 41           | 49           | +3              | 7               | +8                  | 9                               | -9                              | +23.5%                            | 53           |
| Podiatrists & Chiropodists                    | 3            | 3            | 3            | 2            | 1            | 0               | -2              | -1                  | -2                              | -2                              | -65.0%                            | 2            |
| Speech & Language Therapists                  | 10           | 9            | 10           | 11           | 12           | +2              | 2               | +1                  | 4                               | +2                              | +40.9%                            | 14           |
| Therapy Professions                           | 104          | 110          | 115          | 115          | 126          | +5              | +10             | +10                 | +15                             | +21                             | +14.0%                            | 136          |
| Health Science/ Diagnostics                   | 212          | 243          | 256          | 258          | 261          | +13             | +5              | +3                  | +18                             | +49                             | +7.6%                             | 290          |
| Pharmacy                                      | 58           | 61           | 63           | 69           | 68           | +2              | +5              | -1                  | +7                              | +10                             | +11.9%                            | 70           |
| Psychologists                                 | 10           | 13           | 11           | 12           | 12           | -2              | +1              | +1                  | -1                              | +2                              | -5.5%                             | 14           |
| Social Workers                                | 19           | 24           | 26           | 27           | 28           | +2              | +2              | +1                  | +4                              | +9                              | +16.0%                            | 31           |
| H&SC, Other                                   | 0            | 0            | 1            | 0            | 1            | +1              | -0              | +0                  | +0                              | +0                              | +43.2%                            | 1            |
| <b>Health &amp; Social Care Professionals</b> | <b>404</b>   | <b>451</b>   | <b>472</b>   | <b>481</b>   | <b>495</b>   | <b>+21</b>      | <b>+23</b>      | <b>+14</b>          | <b>+44</b>                      | <b>+92</b>                      | <b>+9.8%</b>                      | <b>542</b>   |
| Management (VIII & above)                     | 19           | 35           | 32           | 26           | 27           | -3              | -5              | +1                  | -8                              | +8                              | -21.8%                            | 27           |





| St. Vincent's University SEP 2024      | WTE DEC 2019 | WTE DEC 2022 | WTE DEC 2023 | WTE AUG 2024 | WTE SEP 2024 | WTE Change 2023 | WTE Change 2024 | WTE Change AUG 2024 | WTE Change Dec 2022 to SEP 2024 | WTE Change Dec 2019 to SEP 2024 | % WTE Change Dec 2022 to SEP 2024 | No. SEP 2024 |
|--|--------------|--------------|--------------|--------------|--------------|-----------------|-----------------|---------------------|---------------------------------|---------------------------------|-----------------------------------|--------------|
| <b>Total St. Vincent's University</b>  | <b>2,838</b> | <b>3,452</b> | <b>3,662</b> | <b>3,822</b> | <b>3,813</b> | <b>+210</b>     | <b>+151</b>     | <b>-9</b>           | <b>+361</b>                     | <b>+975</b>                     | <b>+10.4%</b>                     | <b>4,032</b> |
| Administrative/ Supervisory (V to VII) | 148          | 203          | 231          | 236          | 237          | +28             | +6              | +1                  | +34                             | +89                             | +16.6%                            | 242          |
| Clerical (III & IV)                    | 288          | 303          | 309          | 305          | 306          | +6              | -3              | +1                  | +2                              | +17                             | +0.8%                             | 339          |
| <b>Management &amp; Administrative</b> | <b>455</b>   | <b>541</b>   | <b>572</b>   | <b>567</b>   | <b>569</b>   | <b>+31</b>      | <b>-2</b>       | <b>+3</b>           | <b>+29</b>                      | <b>+114</b>                     | <b>+5.3%</b>                      | <b>608</b>   |
| Support                                | 292          | 329          | 332          | 334          | 340          | +3              | +8              | +6                  | +11                             | +47                             | +3.2%                             | 355          |
| Maintenance/ Technical                 | 35           | 40           | 39           | 38           | 38           | -1              | -1              | +0                  | -2                              | +3                              | -5.5%                             | 38           |
| <b>General Support</b>                 | <b>327</b>   | <b>369</b>   | <b>371</b>   | <b>371</b>   | <b>378</b>   | <b>+2</b>       | <b>+7</b>       | <b>+6</b>           | <b>+8</b>                       | <b>+50</b>                      | <b>+2.3%</b>                      | <b>393</b>   |
| Health Care Assistants                 | 181          | 215          | 236          | 241          | 239          | +21             | +3              | -2                  | +24                             | +58                             | +11.0%                            | 247          |
| Care, other                            | 8            | 8            | 8            | 9            | 9            | +1              | +0              | -1                  | +1                              | +1                              | +17.4%                            | 10           |
| <b>Patient &amp; Client Care</b>       | <b>189</b>   | <b>223</b>   | <b>244</b>   | <b>250</b>   | <b>248</b>   | <b>+22</b>      | <b>+3</b>       | <b>-3</b>           | <b>+25</b>                      | <b>+59</b>                      | <b>+11.2%</b>                     | <b>257</b>   |

| Tallaght University SEP 2024                  | WTE DEC 2019 | WTE DEC 2022 | WTE DEC 2023 | WTE AUG 2024 | WTE SEP 2024 | WTE Change 2023 | WTE Change 2024 | WTE Change AUG 2024 | WTE Change Dec 2022 to SEP 2024 | WTE Change Dec 2019 to SEP 2024 | % WTE Change Dec 2022 to SEP 2024 | No. SEP 2024 |
|---|--------------|--------------|--------------|--------------|--------------|-----------------|-----------------|---------------------|---------------------------------|---------------------------------|-----------------------------------|--------------|
| <b>Total Tallaght University</b>              | <b>2,683</b> | <b>3,181</b> | <b>3,560</b> | <b>3,760</b> | <b>3,770</b> | <b>+380</b>     | <b>+209</b>     | <b>+10</b>          | <b>+589</b>                     | <b>+1,087</b>                   | <b>+18.5%</b>                     | <b>4,147</b> |
| Consultants                                   | 117          | 153          | 175          | 188          | 188          | +22             | +13             | -0                  | +35                             | +71                             | +23.1%                            | 204          |
| Registrars                                    | 145          | 176          | 200          | 204          | 206          | +24             | +6              | +2                  | +29                             | +61                             | +16.7%                            | 213          |
| SHO/ Interns                                  | 104          | 112          | 127          | 135          | 137          | +15             | +10             | +2                  | +25                             | +34                             | +22.2%                            | 138          |
| <b>Medical &amp; Dental</b>                   | <b>366</b>   | <b>441</b>   | <b>502</b>   | <b>527</b>   | <b>531</b>   | <b>+60</b>      | <b>+29</b>      | <b>+4</b>           | <b>+90</b>                      | <b>+165</b>                     | <b>+20.3%</b>                     | <b>555</b>   |
| Nurse/ Midwife Manager                        | 223          | 260          | 284          | 266          | 262          | +24             | -22             | -4                  | +2                              | +39                             | +0.6%                             | 281          |
| Nurse/ Midwife Specialist & AN/MP             | 42           | 70           | 92           | 122          | 123          | +23             | +30             | +1                  | +53                             | +80                             | +75.8%                            | 133          |
| Staff Nurse/ Staff Midwife                    | 709          | 837          | 988          | 1,068        | 1,076        | +151            | +88             | +8                  | +239                            | +367                            | +28.6%                            | 1,154        |
| Nursing/ Midwifery awaiting registration      | 5            | 45           | 26           | 9            | 11           | -19             | -15             | +2                  | -34                             | +6                              | -75.9%                            | 11           |
| Pre-registration Nurse/ Midwife Intern        | 8            | 10           | 13           | 44           | 42           | +3              | 29              | -2                  | 32                              | +34                             | +333.0%                           | 84           |
| Nursing/ Midwifery Student                    | 13           | 55           | 39           | 53           | 53           | -16             | +14             | +0                  | -2                              | +40                             | -3.4%                             | 95           |
| Nursing/ Midwifery other                      | 3            | 3            | 3            | 3            | 2            | -1              | -0              | -0                  | -1                              | -1                              | -23.3%                            | 3            |
| <b>Nursing &amp; Midwifery</b>                | <b>990</b>   | <b>1,225</b> | <b>1,405</b> | <b>1,511</b> | <b>1,516</b> | <b>+180</b>     | <b>+110</b>     | <b>+5</b>           | <b>+291</b>                     | <b>+525</b>                     | <b>+23.7%</b>                     | <b>1,666</b> |
| Dietitians                                    | 27           | 35           | 37           | 37           | 37           | +2              | 0               | +0                  | 2                               | +10                             | +7.2%                             | 40           |
| Occupational Therapists                       | 25           | 26           | 31           | 30           | 31           | +5              | 1               | +1                  | 5                               | +6                              | +20.6%                            | 33           |
| Physiotherapists                              | 46           | 73           | 77           | 77           | 73           | +4              | -4              | -4                  | 0                               | +27                             | +0.1%                             | 81           |
| Podiatrists & Chiropodists                    | 1            | 2            | 1            |              |              | -1              | -1              |                     | -2                              | -1                              | -100.0%                           |              |
| Speech & Language Therapists                  | 13           | 16           | 18           | 19           | 21           | +1              | 3               | +1                  | 4                               | +8                              | +26.3%                            | 22           |
| Orthoptists                                   | 1            | 1            | 1            |              |              | +0              | -1              |                     | -1                              | -1                              | -100.0%                           |              |
| Therapy Professions                           | 114          | 152          | 163          | 163          | 162          | +11             | -1              | -1                  | +10                             | +47                             | +6.5%                             | 176          |
| Health Science/ Diagnostics                   | 207          | 225          | 239          | 258          | 259          | +13             | +21             | +1                  | +34                             | +52                             | +15.1%                            | 283          |
| Pharmacy                                      | 65           | 64           | 72           | 81           | 86           | +8              | +14             | +5                  | +22                             | +20                             | +33.9%                            | 96           |
| Psychologists                                 | 4            | 5            | 7            | 8            | 8            | +2              | +1              | -0                  | +3                              | +3                              | +56.1%                            | 9            |
| Social Workers                                | 22           | 25           | 28           | 27           | 27           | +3              | -2              | -1                  | +1                              | +4                              | +5.5%                             | 30           |
| H&SC, Other                                   | 6            | 8            | 5            | 4            | 4            | -3              | -0              | +1                  | -4                              | -2                              | -44.5%                            | 6            |
| <b>Health &amp; Social Care Professionals</b> | <b>419</b>   | <b>479</b>   | <b>514</b>   | <b>541</b>   | <b>545</b>   | <b>+35</b>      | <b>+32</b>      | <b>+4</b>           | <b>+66</b>                      | <b>+126</b>                     | <b>+13.8%</b>                     | <b>600</b>   |
| Management (VIII & above)                     | 36           | 43           | 43           | 43           | 43           | +0              | -0              | +0                  | +0                              | +7                              | +0.6%                             | 43           |
| Administrative/ Supervisory (V to VII)        | 174          | 195          | 218          | 221          | 222          | +23             | +4              | +1                  | +27                             | +48                             | +14.0%                            | 232          |
| Clerical (III & IV)                           | 276          | 312          | 337          | 359          | 362          | +25             | +25             | +3                  | +49                             | +86                             | +15.8%                            | 418          |
| <b>Management &amp; Administrative</b>        | <b>486</b>   | <b>549</b>   | <b>598</b>   | <b>623</b>   | <b>626</b>   | <b>+48</b>      | <b>+29</b>      | <b>+4</b>           | <b>+77</b>                      | <b>+140</b>                     | <b>+14.0%</b>                     | <b>693</b>   |
| Support                                       | 217          | 223          | 234          | 253          | 245          | +12             | +11             | -8                  | +23                             | +29                             | +10.3%                            | 284          |
| Maintenance/ Technical                        | 20           | 21           | 20           | 20           | 19           | -1              | -1              | -1                  | -2                              | -1                              | -7.6%                             | 19           |
| <b>General Support</b>                        | <b>237</b>   | <b>243</b>   | <b>254</b>   | <b>273</b>   | <b>264</b>   | <b>+11</b>      | <b>+10</b>      | <b>-9</b>           | <b>+21</b>                      | <b>+28</b>                      | <b>+8.8%</b>                      | <b>303</b>   |
| Health Care Assistants                        | 180          | 237          | 281          | 279          | 281          | +44             | -0              | +2                  | +44                             | +101                            | +18.4%                            | 322          |
| Care, other                                   | 6            | 6            | 7            | 7            | 7            | +1              | -1              | -0                  | +1                              | +1                              | +8.5%                             | 8            |
| <b>Patient &amp; Client Care</b>              | <b>185</b>   | <b>243</b>   | <b>288</b>   | <b>286</b>   | <b>287</b>   | <b>+45</b>      | <b>-1</b>       | <b>+2</b>           | <b>+44</b>                      | <b>+102</b>                     | <b>+18.2%</b>                     | <b>330</b>   |



| UH Kerry SEP 2024                             | WTE DEC 2019 | WTE DEC 2022 | WTE DEC 2023 | WTE AUG 2024 | WTE SEP 2024 | WTE Change 2023 | WTE Change 2024 | WTE Change AUG 2024 | WTE Change Dec 2022 to SEP 2024 | WTE Change Dec 2019 to SEP 2024 | % WTE Change Dec 2022 to SEP 2024 | No. SEP 2024 |
|---|--------------|--------------|--------------|--------------|--------------|-----------------|-----------------|---------------------|---------------------------------|---------------------------------|-----------------------------------|--------------|
| <b>Total UH Kerry</b>                         | <b>1,114</b> | <b>1,415</b> | <b>1,535</b> | <b>1,524</b> | <b>1,529</b> | <b>+119</b>     | <b>-5</b>       | <b>+5</b>           | <b>+114</b>                     | <b>+415</b>                     | <b>+8.1%</b>                      | <b>1,724</b> |
| Consultants                                   | 38           | 47           | 53           | 63           | 65           | +6              | +12             | +2                  | +18                             | +27                             | +38.7%                            | 68           |
| Registrars                                    | 54           | 76           | 76           | 75           | 78           | +0              | +2              | +3                  | +2                              | +24                             | +2.9%                             | 79           |
| SHO/ Interns                                  | 70           | 77           | 89           | 84           | 88           | +12             | -2              | +3                  | +11                             | +18                             | +13.9%                            | 89           |
| <b>Medical &amp; Dental</b>                   | <b>161</b>   | <b>200</b>   | <b>219</b>   | <b>222</b>   | <b>231</b>   | <b>+19</b>      | <b>+12</b>      | <b>+9</b>           | <b>+31</b>                      | <b>+70</b>                      | <b>+15.5%</b>                     | <b>236</b>   |
| Nurse/ Midwife Manager                        | 106          | 106          | 130          | 124          | 125          | +24             | -5              | +1                  | +19                             | +19                             | +17.5%                            | 137          |
| Nurse/ Midwife Specialist & AN/MP             | 13           | 26           | 38           | 39           | 41           | +12             | +2              | +1                  | +14                             | +28                             | +53.4%                            | 44           |
| Staff Nurse/ Staff Midwife                    | 346          | 449          | 469          | 460          | 457          | +20             | -12             | -2                  | +9                              | +112                            | +1.9%                             | 534          |
| Nursing/ Midwifery awaiting registration      |              | 1            | 1            |              |              | +0              | -1              |                     | -1                              |                                 | -100.0%                           |              |
| Pre-registration Nurse/ Midwife Intern        | 5            | 6            | 1            | 21           | 21           | -6              | 20              | +0                  | 15                              | +16                             | +230.5%                           | 42           |
| Nursing/ Midwifery Student                    | 5            | 7            | 2            | 21           | 21           | -5              | +19             | +0                  | +14                             | +16                             | +200.6%                           | 42           |
| Nursing/ Midwifery other                      | 1            | 1            | 2            | 3            | 3            | +1              | +1              | +0                  | +2                              | +2                              | +186.9%                           | 3            |
| <b>Nursing &amp; Midwifery</b>                | <b>470</b>   | <b>590</b>   | <b>641</b>   | <b>647</b>   | <b>647</b>   | <b>+52</b>      | <b>+6</b>       | <b>+0</b>           | <b>+57</b>                      | <b>+177</b>                     | <b>+9.7%</b>                      | <b>760</b>   |
| Dietitians                                    | 5            | 5            | 7            | 8            | 8            | +2              | 1               | +0                  | 3                               | +3                              | +66.5%                            | 10           |
| Occupational Therapists                       | 3            | 8            | 13           | 10           | 10           | +5              | -3              | 0                   | 2                               | +7                              | +25.5%                            | 11           |
| Physiotherapists                              | 15           | 24           | 28           | 27           | 27           | +3              | -1              | -1                  | 2                               | +12                             | +8.4%                             | 32           |
| Podiatrists & Chiropodists                    | 1            |              | 1            | 1            | 1            | +1              | 0               | +0                  | 1                               | +0                              | -100.0%                           | 1            |
| Speech & Language Therapists                  | 3            | 6            | 6            | 5            | 5            | +0              | -1              | +0                  | -1                              | +3                              | -17.1%                            | 6            |
| Therapy Professions                           | 26           | 44           | 56           | 52           | 51           | +12             | -5              | -1                  | +7                              | +25                             | +16.8%                            | 60           |
| Health Science/ Diagnostics                   | 68           | 86           | 92           | 91           | 90           | +7              | -2              | -0                  | +5                              | +22                             | +5.3%                             | 98           |
| Pharmacy                                      | 11           | 14           | 14           | 13           | 13           | -0              | -0              | +0                  | -0                              | +3                              | -3.1%                             | 14           |
| Social Workers                                | 2            | 4            | 4            | 4            | 5            | -0              | +1              | +1                  | +1                              | +3                              | +12.6%                            | 6            |
| H&SC, Other                                   | 2            | 1            | 2            |              | 1            | +1              | -1              | +1                  | +0                              | -1                              | +45.5%                            | 3            |
| <b>Health &amp; Social Care Professionals</b> | <b>108</b>   | <b>148</b>   | <b>168</b>   | <b>159</b>   | <b>161</b>   | <b>+19</b>      | <b>-7</b>       | <b>+1</b>           | <b>+12</b>                      | <b>+53</b>                      | <b>+8.4%</b>                      | <b>181</b>   |
| Management (VIII & above)                     | 4            | 3            | 4            | 4            | 4            | +1              | +0              | +0                  | +1                              | +0                              | +27.8%                            | 4            |
| Administrative/ Supervisory (V to VII)        | 12           | 30           | 45           | 43           | 44           | +15             | -1              | +1                  | +14                             | +32                             | +46.6%                            | 49           |
| Clerical (III & IV)                           | 130          | 159          | 157          | 149          | 148          | -1              | -9              | -1                  | -10                             | +19                             | -6.6%                             | 168          |
| <b>Management &amp; Administrative</b>        | <b>145</b>   | <b>192</b>   | <b>206</b>   | <b>197</b>   | <b>196</b>   | <b>+14</b>      | <b>-10</b>      | <b>-1</b>           | <b>+4</b>                       | <b>+51</b>                      | <b>+2.3%</b>                      | <b>221</b>   |
| Support                                       | 169          | 192          | 191          | 190          | 186          | -1              | -5              | -4                  | -6                              | +17                             | -3.2%                             | 206          |
| <b>General Support</b>                        | <b>169</b>   | <b>192</b>   | <b>191</b>   | <b>190</b>   | <b>186</b>   | <b>-1</b>       | <b>-5</b>       | <b>-4</b>           | <b>-6</b>                       | <b>+17</b>                      | <b>-3.2%</b>                      | <b>206</b>   |
| Health Care Assistants                        | 61           | 93           | 106          | 106          | 105          | +14             | -1              | -1                  | +13                             | +45                             | +13.6%                            | 116          |
| Care, other                                   |              | 1            | 3            | 3            | 3            | +2              | -0              | -0                  | +2                              | +3                              | +228.0%                           | 4            |
| <b>Patient &amp; Client Care</b>              | <b>61</b>    | <b>94</b>    | <b>110</b>   | <b>109</b>   | <b>108</b>   | <b>+16</b>      | <b>-1</b>       | <b>-1</b>           | <b>+15</b>                      | <b>+48</b>                      | <b>+15.9%</b>                     | <b>120</b>   |

| UH Limerick SEP 2024                     | WTE DEC 2019 | WTE DEC 2022 | WTE DEC 2023 | WTE AUG 2024 | WTE SEP 2024 | WTE Change 2023 | WTE Change 2024 | WTE Change AUG 2024 | WTE Change Dec 2022 to SEP 2024 | WTE Change Dec 2019 to SEP 2024 | % WTE Change Dec 2022 to SEP 2024 | No. SEP 2024 |
|--|--------------|--------------|--------------|--------------|--------------|-----------------|-----------------|---------------------|---------------------------------|---------------------------------|-----------------------------------|--------------|
| <b>Total UH Limerick</b>                 | <b>2,814</b> | <b>3,641</b> | <b>3,918</b> | <b>4,003</b> | <b>4,011</b> | <b>+277</b>     | <b>+93</b>      | <b>+9</b>           | <b>+371</b>                     | <b>+1,198</b>                   | <b>+10.2%</b>                     | <b>4,336</b> |
| Consultants                              | 125          | 151          | 172          | 177          | 185          | +21             | +13             | +8                  | +34                             | +60                             | +22.7%                            | 197          |
| Registrars                               | 155          | 190          | 209          | 222          | 221          | +19             | +13             | -0                  | +32                             | +66                             | +16.7%                            | 227          |
| SHO/ Interns                             | 155          | 205          | 254          | 260          | 270          | +49             | +16             | +10                 | +65                             | +114                            | +31.6%                            | 273          |
| Medical/ Dental, other                   | 1            | 1            | 1            | 1            | 1            | +0              | +0              | +0                  | +0                              | +0                              | +0.0%                             | 2            |
| <b>Medical &amp; Dental</b>              | <b>437</b>   | <b>546</b>   | <b>635</b>   | <b>659</b>   | <b>677</b>   | <b>+89</b>      | <b>+42</b>      | <b>+18</b>          | <b>+131</b>                     | <b>+240</b>                     | <b>+23.9%</b>                     | <b>699</b>   |
| Nurse/ Midwife Manager                   | 198          | 266          | 290          | 298          | 298          | +23             | +8              | -0                  | +32                             | +100                            | +11.9%                            | 317          |
| Nurse/ Midwife Specialist & AN/MP        | 53           | 78           | 96           | 101          | 104          | +18             | +8              | +2                  | +26                             | +51                             | +33.1%                            | 110          |
| Staff Nurse/ Staff Midwife               | 756          | 959          | 1,004        | 1,004        | 996          | +45             | -8              | -7                  | +38                             | +240                            | +3.9%                             | 1,090        |
| Nursing/ Midwifery awaiting registration |              | 1            |              |              |              | -1              |                 |                     | -1                              |                                 | -100.0%                           |              |
| Pre-registration Nurse/ Midwife Intern   | 0            | 1            | 1            | 32           | 31           | +0              | 30              | -1                  | 30                              | +31                             | #####                             | 62           |
| Nursing/ Midwifery Student               | 0            | 2            | 1            | 32           | 31           | -1              | +30             | -1                  | +29                             | +31                             | #####                             | 62           |



| UH Limerick SEP 2024                          | WTE DEC 2019 | WTE DEC 2022 | WTE DEC 2023 | WTE AUG 2024 | WTE SEP 2024 | WTE Change 2023 | WTE Change 2024 | WTE Change AUG 2024 | WTE Change Dec 2022 to SEP 2024 | WTE Change Dec 2019 to SEP 2024 | % WTE Change Dec 2022 to SEP 2024 | No. SEP 2024 |
|---|--------------|--------------|--------------|--------------|--------------|-----------------|-----------------|---------------------|---------------------------------|---------------------------------|-----------------------------------|--------------|
| <b>Total UH Limerick</b>                      | <b>2,814</b> | <b>3,641</b> | <b>3,918</b> | <b>4,003</b> | <b>4,011</b> | <b>+277</b>     | <b>+93</b>      | <b>+9</b>           | <b>+371</b>                     | <b>+1,198</b>                   | <b>+10.2%</b>                     | <b>4,336</b> |
| Nursing/ Midwifery other                      | 6            | 7            | 9            | 9            | 10           | +2              | +1              | +1                  | +3                              | +3                              | +41.5%                            | 11           |
| <b>Nursing &amp; Midwifery</b>                | <b>1,014</b> | <b>1,312</b> | <b>1,399</b> | <b>1,444</b> | <b>1,439</b> | <b>+87</b>      | <b>+40</b>      | <b>-4</b>           | <b>+128</b>                     | <b>+426</b>                     | <b>+9.7%</b>                      | <b>1,590</b> |
| Dietitians                                    | 16           | 21           | 24           | 28           | 28           | +4              | 4               | +1                  | 8                               | +12                             | +36.7%                            | 30           |
| Occupational Therapists                       | 8            | 21           | 18           | 28           | 29           | -3              | 11              | +1                  | 8                               | +22                             | +39.1%                            | 31           |
| Physiotherapists                              | 32           | 36           | 42           | 52           | 53           | +6              | 11              | +1                  | 17                              | +21                             | +49.0%                            | 55           |
| Podiatrists & Chiropodists                    | 3            | 3            | 2            | 3            | 2            | -1              | 0               | 0                   | -1                              | -1                              | -26.5%                            | 3            |
| Speech & Language Therapists                  | 5            | 12           | 13           | 14           | 14           | +1              | 2               | +1                  | 3                               | +10                             | +21.1%                            | 16           |
| Orthoptists                                   |              | 1            | 1            | 1            | 1            | +0              | 0               | +0                  | 0                               | +1                              | +1.0%                             | 1            |
| Therapy Professions                           | 64           | 94           | 100          | 125          | 129          | +7              | +28             | +4                  | +35                             | +65                             | +37.3%                            | 136          |
| Health Science/ Diagnostics                   | 217          | 224          | 252          | 248          | 247          | +28             | -5              | -1                  | +23                             | +30                             | +10.2%                            | 271          |
| Pharmacy                                      | 37           | 50           | 53           | 54           | 54           | +4              | +1              | +0                  | +4                              | +17                             | +9.0%                             | 59           |
| Psychologists                                 | 3            | 5            | 7            | 8            | 7            | +2              | +0              | -1                  | +2                              | +5                              | +47.7%                            | 9            |
| Social Workers                                | 10           | 13           | 11           | 15           | 15           | -1              | +4              | +0                  | +2                              | +5                              | +18.3%                            | 16           |
| H&SC, Other                                   | 7            | 12           | 13           | 8            | 8            | +1              | -5              | +0                  | -4                              | +1                              | -32.0%                            | 9            |
| <b>Health &amp; Social Care Professionals</b> | <b>338</b>   | <b>397</b>   | <b>437</b>   | <b>458</b>   | <b>460</b>   | <b>+40</b>      | <b>+23</b>      | <b>+2</b>           | <b>+63</b>                      | <b>+122</b>                     | <b>+15.9%</b>                     | <b>500</b>   |
| Management (VIII & above)                     | 25           | 29           | 29           | 29           | 27           | +1              | -2              | -1                  | -1                              | +3                              | -4.7%                             | 28           |
| Administrative/ Supervisory (V to VII)        | 77           | 170          | 192          | 186          | 184          | +22             | -8              | -2                  | +14                             | +106                            | +8.0%                             | 193          |
| Clerical (III & IV)                           | 317          | 386          | 394          | 406          | 403          | +8              | +9              | -3                  | +17                             | +86                             | +4.4%                             | 434          |
| <b>Management &amp; Administrative</b>        | <b>419</b>   | <b>585</b>   | <b>616</b>   | <b>621</b>   | <b>614</b>   | <b>+31</b>      | <b>-1</b>       | <b>-6</b>           | <b>+29</b>                      | <b>+195</b>                     | <b>+5.0%</b>                      | <b>655</b>   |
| Support                                       | 196          | 519          | 515          | 510          | 507          | -4              | -8              | -4                  | -12                             | +311                            | -2.4%                             | 548          |
| Maintenance/ Technical                        | 32           | 30           | 32           | 29           | 30           | +2              | -2              | +1                  | -0                              | -2                              | -1.5%                             | 30           |
| <b>General Support</b>                        | <b>227</b>   | <b>549</b>   | <b>547</b>   | <b>540</b>   | <b>537</b>   | <b>-2</b>       | <b>-11</b>      | <b>-3</b>           | <b>-13</b>                      | <b>+309</b>                     | <b>-2.3%</b>                      | <b>578</b>   |
| Health Care Assistants                        | 374          | 249          | 282          | 279          | 281          | +33             | -1              | +2                  | +32                             | -93                             | +12.9%                            | 309          |
| Care, other                                   | 5            | 3            | 2            | 3            | 3            | -1              | +1              | +0                  | +0                              | -1                              | +13.5%                            | 5            |
| <b>Patient &amp; Client Care</b>              | <b>379</b>   | <b>252</b>   | <b>285</b>   | <b>282</b>   | <b>285</b>   | <b>+32</b>      | <b>+0</b>       | <b>+2</b>           | <b>+32</b>                      | <b>-94</b>                      | <b>+12.9%</b>                     | <b>314</b>   |

| UH Waterford SEP 2024                    | WTE DEC 2019 | WTE DEC 2022 | WTE DEC 2023 | WTE AUG 2024 | WTE SEP 2024 | WTE Change 2023 | WTE Change 2024 | WTE Change AUG 2024 | WTE Change Dec 2022 to SEP 2024 | WTE Change Dec 2019 to SEP 2024 | % WTE Change Dec 2022 to SEP 2024 | No. SEP 2024 |
|--|--------------|--------------|--------------|--------------|--------------|-----------------|-----------------|---------------------|---------------------------------|---------------------------------|-----------------------------------|--------------|
| <b>Total UH Waterford</b>                | <b>1,949</b> | <b>2,437</b> | <b>2,742</b> | <b>2,815</b> | <b>2,805</b> | <b>+304</b>     | <b>+64</b>      | <b>-10</b>          | <b>+368</b>                     | <b>+857</b>                     | <b>+15.1%</b>                     | <b>3,045</b> |
| Consultants                              | 110          | 139          | 150          | 159          | 163          | +11             | +13             | +4                  | +24                             | +53                             | +17.2%                            | 170          |
| Registrars                               | 110          | 141          | 151          | 167          | 170          | +11             | +19             | +3                  | +30                             | +60                             | +21.1%                            | 172          |
| SHO/ Interns                             | 111          | 135          | 164          | 168          | 170          | +29             | +6              | +2                  | +35                             | +59                             | +26.3%                            | 173          |
| Medical/ Dental, other                   | 1            | 1            | 1            | 1            | 1            | +0              | +0              | +0                  | +0                              | +0                              | +0.0%                             | 1            |
| <b>Medical &amp; Dental</b>              | <b>332</b>   | <b>415</b>   | <b>466</b>   | <b>496</b>   | <b>504</b>   | <b>+50</b>      | <b>+39</b>      | <b>+9</b>           | <b>+89</b>                      | <b>+172</b>                     | <b>+21.4%</b>                     | <b>516</b>   |
| Nurse/ Midwife Manager                   | 148          | 168          | 193          | 191          | 188          | +25             | -5              | -3                  | +20                             | +40                             | +12.0%                            | 203          |
| Nurse/ Midwife Specialist & AN/MP        | 32           | 50           | 76           | 77           | 78           | +26             | +2              | +0                  | +28                             | +45                             | +56.9%                            | 82           |
| Staff Nurse/ Staff Midwife               | 549          | 691          | 796          | 828          | 823          | +105            | +26             | -6                  | +131                            | +274                            | +19.0%                            | 896          |
| Nursing/ Midwifery awaiting registration | 10           | 5            | 5            | 3            | 7            | 0               | 2               | +4                  | 2                               | -3                              | +41.4%                            | 11           |
| Pre-registration Nurse/ Midwife Intern   |              | 0            | 0            | 13           | 9            | 0               | 9               | -4                  | 8                               | +9                              | #####                             | 19           |
| Nursing/ Midwifery Student               | 10           | 5            | 5            | 16           | 16           | -0              | +11             | -0                  | +11                             | +6                              | +193.2%                           | 30           |
| Nursing/ Midwifery other                 | 5            | 5            | 6            | 9            | 9            | +1              | +3              | -0                  | +4                              | +4                              | +87.8%                            | 11           |
| <b>Nursing &amp; Midwifery</b>           | <b>744</b>   | <b>919</b>   | <b>1,076</b> | <b>1,122</b> | <b>1,113</b> | <b>+156</b>     | <b>+38</b>      | <b>-9</b>           | <b>+194</b>                     | <b>+369</b>                     | <b>+21.1%</b>                     | <b>1,222</b> |
| Dietitians                               | 9            | 13           | 15           | 15           | 15           | +2              | 0               | -1                  | 1                               | +6                              | +11.0%                            | 17           |
| Occupational Therapists                  | 12           | 21           | 21           | 20           | 21           | 0               | 0               | +1                  | 0                               | +9                              | +0.8%                             | 22           |
| Physiotherapists                         | 27           | 47           | 49           | 47           | 46           | +2              | -3              | 0                   | 0                               | +20                             | -0.9%                             | 54           |
| Podiatrists & Chiropodists               | 1            |              |              | 2            | 2            |                 | 2               | +0                  | 2                               | +1                              | -100.0%                           | 2            |
| Speech & Language Therapists             | 4            | 6            | 8            | 8            | 8            | +2              | 0               | 0                   | 2                               | +4                              | +31.4%                            | 8            |
| Orthoptists                              | 3            | 2            | 2            | 2            | 2            | -1              | 0               | +0                  | -1                              | -1                              | -38.6%                            | 2            |
| Therapy Professions                      | 55           | 89           | 94           | 93           | 93           | +5              | -1              | -0                  | +4                              | +38                             | +4.5%                             | 105          |



| UH Waterford SEP 2024                         | WTE DEC 2019 | WTE DEC 2022 | WTE DEC 2023 | WTE AUG 2024 | WTE SEP 2024 | WTE Change 2023 | WTE Change 2024 | WTE Change AUG 2024 | WTE Change Dec 2022 to SEP 2024 | WTE Change Dec 2019 to SEP 2024 | % WTE Change Dec 2022 to SEP 2024 | No. SEP 2024 |
|---|--------------|--------------|--------------|--------------|--------------|-----------------|-----------------|---------------------|---------------------------------|---------------------------------|-----------------------------------|--------------|
| <b>Total UH Waterford</b>                     | <b>1,949</b> | <b>2,437</b> | <b>2,742</b> | <b>2,815</b> | <b>2,805</b> | <b>+304</b>     | <b>+64</b>      | <b>-10</b>          | <b>+368</b>                     | <b>+857</b>                     | <b>+15.1%</b>                     | <b>3,045</b> |
| Health Science/ Diagnostics                   | 168          | 207          | 221          | 224          | 221          | +14             | +0              | -3                  | +14                             | +53                             | +7.0%                             | 251          |
| Pharmacy                                      | 24           | 46           | 47           | 44           | 45           | +1              | -2              | +1                  | -1                              | +21                             | -2.8%                             | 51           |
| Psychologists                                 |              |              | 1            | 1            | 1            | +1              | +0              | +0                  | +1                              | +1                              | -100.0%                           | 1            |
| Social Workers                                | 3            | 5            | 9            | 8            | 8            | +4              | -1              | -0                  | +3                              | +5                              | +53.5%                            | 8            |
| H&SC, Other                                   | 5            | 8            | 8            | 3            | 4            | +0              | -5              | +1                  | -4                              | -1                              | -53.9%                            | 6            |
| <b>Health &amp; Social Care Professionals</b> | <b>255</b>   | <b>355</b>   | <b>380</b>   | <b>373</b>   | <b>371</b>   | <b>+25</b>      | <b>-8</b>       | <b>-2</b>           | <b>+17</b>                      | <b>+116</b>                     | <b>+4.7%</b>                      | <b>422</b>   |
| Management (VIII & above)                     | 7            | 10           | 9            | 10           | 10           | -1              | +1              | +0                  | +0                              | +3                              | +1.9%                             | 10           |
| Administrative/ Supervisory (V to VII)        | 49           | 87           | 100          | 93           | 92           | +13             | -8              | -1                  | +5                              | +44                             | +6.3%                             | 97           |
| Clerical (III & IV)                           | 268          | 290          | 331          | 329          | 327          | +41             | -4              | -2                  | +37                             | +59                             | +12.7%                            | 352          |
| <b>Management &amp; Administrative</b>        | <b>324</b>   | <b>387</b>   | <b>440</b>   | <b>432</b>   | <b>429</b>   | <b>+53</b>      | <b>-11</b>      | <b>-3</b>           | <b>+43</b>                      | <b>+106</b>                     | <b>+11.0%</b>                     | <b>459</b>   |
| Support                                       | 200          | 228          | 245          | 254          | 247          | +18             | +2              | -7                  | +20                             | +48                             | +8.8%                             | 272          |
| Maintenance/ Technical                        | 16           | 19           | 22           | 20           | 20           | +3              | -2              | -0                  | +1                              | +4                              | +6.5%                             | 20           |
| <b>General Support</b>                        | <b>215</b>   | <b>246</b>   | <b>267</b>   | <b>274</b>   | <b>267</b>   | <b>+21</b>      | <b>+0</b>       | <b>-7</b>           | <b>+21</b>                      | <b>+52</b>                      | <b>+8.6%</b>                      | <b>292</b>   |
| Health Care Assistants                        | 77           | 114          | 112          | 117          | 118          | -2              | +6              | +1                  | +4                              | +42                             | +3.4%                             | 132          |
| Care, other                                   | 2            | 1            | 2            | 2            | 2            | +1              | +0              | +0                  | +1                              | +0                              | +102.0%                           | 2            |
| <b>Patient &amp; Client Care</b>              | <b>79</b>    | <b>115</b>   | <b>114</b>   | <b>119</b>   | <b>120</b>   | <b>-1</b>       | <b>+6</b>       | <b>+1</b>           | <b>+5</b>                       | <b>+42</b>                      | <b>+4.2%</b>                      | <b>134</b>   |

| ULHG HQ SEP 2024                       | WTE DEC 2019 | WTE DEC 2022 | WTE DEC 2023 | WTE AUG 2024 | WTE SEP 2024 | WTE Change 2023 | WTE Change 2024 | WTE Change AUG 2024 | WTE Change Dec 2022 to SEP 2024 | WTE Change Dec 2019 to SEP 2024 | % WTE Change Dec 2022 to SEP 2024 | No. SEP 2024 |
|--|--------------|--------------|--------------|--------------|--------------|-----------------|-----------------|---------------------|---------------------------------|---------------------------------|-----------------------------------|--------------|
| <b>Total ULHG HQ</b>                   | <b>6</b>     | <b>12</b>    | <b>16</b>    | <b>15</b>    | <b>15</b>    | <b>+4</b>       | <b>-1</b>       | <b>0</b>            | <b>+3</b>                       | <b>+9</b>                       | <b>+23.1%</b>                     | <b>16</b>    |
| Nurse/ Midwife Manager                 | 1            | 1            | 1            | 1            | 2            | +0              | +1              | +1                  | +1                              | +1                              | +94.9%                            | 2            |
| Nursing & Midwifery                    | 1            | 1            | 1            | 1            | 2            | +0              | +1              | +1                  | +1                              | +1                              | +94.9%                            | 2            |
| Management (VIII & above)              | 4            | 8            | 11           | 10           | 10           | +3              | -1              | -0                  | +2                              | +6                              | +22.4%                            | 11           |
| Administrative/ Supervisory (V to VII) | 1            | 2            | 3            | 3            | 3            | +1              | +0              | +0                  | +1                              | +2                              | +51.5%                            | 3            |
| Clerical (III & IV)                    |              | 1            | 1            | 1            |              | +0              | -1              | -1                  | -1                              |                                 | -100.0%                           |              |
| <b>Management &amp; Administrative</b> | <b>5</b>     | <b>11</b>    | <b>15</b>    | <b>14</b>    | <b>13</b>    | <b>+4</b>       | <b>-2</b>       | <b>-1</b>           | <b>+2</b>                       | <b>+8</b>                       | <b>+16.6%</b>                     | <b>14</b>    |

| UMH Limerick SEP 2024                    | WTE DEC 2019 | WTE DEC 2022 | WTE DEC 2023 | WTE AUG 2024 | WTE SEP 2024 | WTE Change 2023 | WTE Change 2024 | WTE Change AUG 2024 | WTE Change Dec 2022 to SEP 2024 | WTE Change Dec 2019 to SEP 2024 | % WTE Change Dec 2022 to SEP 2024 | No. SEP 2024 |
|--|--------------|--------------|--------------|--------------|--------------|-----------------|-----------------|---------------------|---------------------------------|---------------------------------|-----------------------------------|--------------|
| <b>Total UMH Limerick</b>                | <b>375</b>   | <b>384</b>   | <b>413</b>   | <b>425</b>   | <b>421</b>   | <b>+29</b>      | <b>+8</b>       | <b>-5</b>           | <b>+37</b>                      | <b>+46</b>                      | <b>+9.6%</b>                      | <b>480</b>   |
| Consultants                              | 16           | 15           | 18           | 21           | 21           | +3              | +3              | +0                  | +6                              | +6                              | +40.2%                            | 22           |
| Registrars                               | 16           | 14           | 19           | 17           | 19           | +5              | -0              | +2                  | +5                              | +3                              | +35.3%                            | 19           |
| SHO/ Interns                             | 17           | 14           | 17           | 20           | 20           | +3              | +3              | -0                  | +6                              | +3                              | +43.9%                            | 20           |
| <b>Medical &amp; Dental</b>              | <b>48</b>    | <b>43</b>    | <b>54</b>    | <b>58</b>    | <b>60</b>    | <b>+11</b>      | <b>+6</b>       | <b>+1</b>           | <b>+17</b>                      | <b>+11</b>                      | <b>+39.8%</b>                     | <b>61</b>    |
| Nurse/ Midwife Manager                   | 33           | 41           | 47           | 49           | 49           | +6              | +2              | -0                  | +8                              | +17                             | +19.4%                            | 56           |
| Nurse/ Midwife Specialist & AN/MP        | 4            | 6            | 7            | 7            | 7            | +1              | -1              | -0                  | +0                              | +3                              | +7.7%                             | 7            |
| Staff Nurse/ Staff Midwife               | 166          | 166          | 160          | 156          | 153          | -6              | -6              | -3                  | -13                             | -13                             | -7.6%                             | 181          |
| Pre-registration Nurse/ Midwife Intern   | 3            |              |              | 12           | 11           |                 | 11              | -1                  | 11                              | +8                              | -100.0%                           | 22           |
| Post-registration Nurse/ Midwife Student | 16           | 2            | 5            | 5            | 5            | +3              | 0               | +0                  | 3                               | -11                             | +152.5%                           | 5            |
| Nursing/ Midwifery Student               | 19           | 2            | 5            | 16           | 16           | +3              | +10             | -1                  | +14                             | -3                              | +685.4%                           | 27           |
| Nursing/ Midwifery other                 | 3            | 5            | 4            | 5            | 5            | -1              | +0              | +0                  | -1                              | +1                              | -10.5%                            | 5            |
| <b>Nursing &amp; Midwifery</b>           | <b>225</b>   | <b>221</b>   | <b>224</b>   | <b>233</b>   | <b>229</b>   | <b>+3</b>       | <b>+5</b>       | <b>-4</b>           | <b>+9</b>                       | <b>+5</b>                       | <b>+4.1%</b>                      | <b>276</b>   |
| Physiotherapists                         | 2            | 1            | 2            | 2            | 2            | +1              | 0               | 0                   | 1                               | -1                              | +96.5%                            | 2            |
| Therapy Professions                      | 2            | 1            | 2            | 2            | 2            | +1              | +0              | -0                  | +1                              | -1                              | +96.5%                            | 2            |



| UMH Limerick SEP 2024                         | WTE DEC 2019 | WTE DEC 2022 | WTE DEC 2023 | WTE AUG 2024 | WTE SEP 2024 | WTE Change 2023 | WTE Change 2024 | WTE Change AUG 2024 | WTE Change Dec 2022 to SEP 2024 | WTE Change Dec 2019 to SEP 2024 | % WTE Change Dec 2022 to SEP 2024 | No. SEP 2024 |
|---|--------------|--------------|--------------|--------------|--------------|-----------------|-----------------|---------------------|---------------------------------|---------------------------------|-----------------------------------|--------------|
| <b>Total UMH Limerick</b>                     | <b>375</b>   | <b>384</b>   | <b>413</b>   | <b>425</b>   | <b>421</b>   | <b>+29</b>      | <b>+8</b>       | <b>-5</b>           | <b>+37</b>                      | <b>+46</b>                      | <b>+9.6%</b>                      | <b>480</b>   |
| Health Science/ Diagnostics                   | 1            | 1            | 1            | 1            | 1            | +0              | +0              | +0                  | +0                              | -0                              | +1.7%                             | 1            |
| Social Workers                                | 1            |              |              |              |              |                 |                 |                     |                                 | -1                              | -100.0%                           |              |
| H&SC, Other                                   |              |              |              | 1            | 1            |                 | +1              | +0                  | +1                              | +1                              | -100.0%                           | 1            |
| <b>Health &amp; Social Care Professionals</b> | <b>4</b>     | <b>1</b>     | <b>2</b>     | <b>3</b>     | <b>3</b>     | <b>+1</b>       | <b>+1</b>       | <b>-0</b>           | <b>+1</b>                       | <b>-2</b>                       | <b>+92.4%</b>                     | <b>4</b>     |
| Management (VIII & above)                     |              | 1            | 1            | 1            | 1            | +0              | +0              | +0                  | +0                              | +1                              | +1.0%                             | 1            |
| Administrative/ Supervisory (V to VII)        | 2            | 5            | 5            | 5            | 5            | +0              | +0              | +0                  | +0                              | +3                              | +1.3%                             | 5            |
| Clerical (III & IV)                           | 34           | 37           | 39           | 39           | 39           | +2              | -1              | -1                  | +2                              | +4                              | +5.0%                             | 40           |
| <b>Management &amp; Administrative</b>        | <b>36</b>    | <b>43</b>    | <b>45</b>    | <b>45</b>    | <b>44</b>    | <b>+2</b>       | <b>-1</b>       | <b>-1</b>           | <b>+2</b>                       | <b>+8</b>                       | <b>+4.5%</b>                      | <b>46</b>    |
| Support                                       | 21           | 51           | 52           | 51           | 50           | +1              | -2              | -1                  | -1                              | +30                             | -2.2%                             | 56           |
| <b>General Support</b>                        | <b>21</b>    | <b>51</b>    | <b>52</b>    | <b>51</b>    | <b>50</b>    | <b>+1</b>       | <b>-2</b>       | <b>-1</b>           | <b>-1</b>                       | <b>+30</b>                      | <b>-2.2%</b>                      | <b>56</b>    |
| Health Care Assistants                        | 39           | 25           | 36           | 34           | 34           | +11             | -2              | -1                  | +9                              | -6                              | +36.1%                            | 36           |
| Care, other                                   | 1            | 0            | 0            | 0            | 0            | -0              | +0              | +0                  | +0                              | -1                              | +2.1%                             | 1            |
| <b>Patient &amp; Client Care</b>              | <b>40</b>    | <b>25</b>    | <b>36</b>    | <b>35</b>    | <b>34</b>    | <b>+11</b>      | <b>-2</b>       | <b>-1</b>           | <b>+9</b>                       | <b>-6</b>                       | <b>+35.4%</b>                     | <b>37</b>    |

| Wexford General SEP 2024                      | WTE DEC 2019 | WTE DEC 2022 | WTE DEC 2023 | WTE AUG 2024 | WTE SEP 2024 | WTE Change 2023 | WTE Change 2024 | WTE Change AUG 2024 | WTE Change Dec 2022 to SEP 2024 | WTE Change Dec 2019 to SEP 2024 | % WTE Change Dec 2022 to SEP 2024 | No. SEP 2024 |
|---|--------------|--------------|--------------|--------------|--------------|-----------------|-----------------|---------------------|---------------------------------|---------------------------------|-----------------------------------|--------------|
| <b>Total Wexford General</b>                  | <b>1,024</b> | <b>1,166</b> | <b>1,205</b> | <b>1,222</b> | <b>1,232</b> | <b>+39</b>      | <b>+27</b>      | <b>+10</b>          | <b>+66</b>                      | <b>+208</b>                     | <b>+5.7%</b>                      | <b>1,350</b> |
| Consultants                                   | 34           | 35           | 40           | 41           | 43           | +5              | +3              | +2                  | +8                              | +10                             | +22.6%                            | 47           |
| Registrars                                    | 52           | 50           | 56           | 50           | 53           | +5              | -3              | +3                  | +2                              | +0                              | +4.6%                             | 53           |
| SHO/ Interns                                  | 62           | 71           | 75           | 82           | 84           | +5              | +9              | +2                  | +13                             | +22                             | +18.9%                            | 86           |
| Medical/ Dental, other                        | 5            | 8            | 8            | 9            | 9            | +0              | +1              | +0                  | +1                              | +4                              | +12.9%                            | 10           |
| <b>Medical &amp; Dental</b>                   | <b>153</b>   | <b>164</b>   | <b>179</b>   | <b>182</b>   | <b>189</b>   | <b>+15</b>      | <b>+10</b>      | <b>+7</b>           | <b>+25</b>                      | <b>+36</b>                      | <b>+15.0%</b>                     | <b>196</b>   |
| Nurse/ Midwife Manager                        | 84           | 103          | 110          | 110          | 109          | +8              | -1              | -1                  | +6                              | +25                             | +6.0%                             | 119          |
| Nurse/ Midwife Specialist & AN/MP             | 19           | 29           | 28           | 31           | 28           | -0              | -0              | -3                  | -1                              | +10                             | -2.8%                             | 33           |
| Staff Nurse/ Staff Midwife                    | 292          | 336          | 334          | 359          | 361          | -1              | +27             | +3                  | +26                             | +69                             | +7.7%                             | 411          |
| Nursing/ Midwifery awaiting registration      | 1            | 1            |              |              | 7            | -1              | 7               | +7                  | 6                               | +6                              | +585.9%                           | 7            |
| Pre-registration Nurse/ Midwife Intern        |              |              |              | 4            | 0            |                 | 0               | -4                  | 0                               | +0                              | -100.0%                           | 1            |
| Nursing/ Midwifery Student                    | 1            | 1            |              | 4            | 7            | -1              | +7              | +3                  | +6                              | +6                              | +611.1%                           | 8            |
| <b>Nursing &amp; Midwifery</b>                | <b>395</b>   | <b>468</b>   | <b>473</b>   | <b>503</b>   | <b>506</b>   | <b>+5</b>       | <b>+33</b>      | <b>+2</b>           | <b>+37</b>                      | <b>+111</b>                     | <b>+8.0%</b>                      | <b>571</b>   |
| Dietitians                                    | 4            | 3            | 4            | 6            | 7            | +2              | 2               | +0                  | 4                               | +3                              | +138.3%                           | 7            |
| Occupational Therapists                       | 2            | 5            | 8            | 7            | 7            | +3              | 0               | 0                   | 2                               | +5                              | +45.8%                            | 8            |
| Physiotherapists                              | 16           | 13           | 10           | 10           | 10           | -3              | 0               | +0                  | -3                              | -5                              | -24.0%                            | 11           |
| Podiatrists & Chiropodists                    | 2            | 1            | 1            | 1            | 1            | +0              | 0               | +0                  | 0                               | -1                              | +35.1%                            | 1            |
| Speech & Language Therapists                  | 1            | 3            | 5            | 5            | 5            | +2              | 0               | +0                  | 2                               | +4                              | +81.9%                            | 6            |
| Therapy Professions                           | 25           | 25           | 28           | 29           | 30           | +4              | +2              | +1                  | +5                              | +5                              | +22.0%                            | 33           |
| Health Science/ Diagnostics                   | 37           | 43           | 39           | 44           | 43           | -4              | +3              | -1                  | -0                              | +6                              | -1.2%                             | 47           |
| Pharmacy                                      | 11           | 15           | 17           | 16           | 17           | +2              | -1              | +1                  | +2                              | +6                              | +12.5%                            | 17           |
| Social Workers                                | 1            | 1            | 2            | 4            | 4            | +1              | +2              | -0                  | +3                              | +3                              | +291.9%                           | 4            |
| H&SC, Other                                   |              |              |              |              |              |                 |                 |                     |                                 |                                 | -100.0%                           |              |
| <b>Health &amp; Social Care Professionals</b> | <b>74</b>    | <b>84</b>    | <b>87</b>    | <b>93</b>    | <b>93</b>    | <b>+3</b>       | <b>+6</b>       | <b>+1</b>           | <b>+10</b>                      | <b>+19</b>                      | <b>+11.6%</b>                     | <b>101</b>   |
| Management (VIII & above)                     | 2            | 5            | 5            | 5            | 5            | +0              | -0              | -0                  | +0                              | +3                              | +0.2%                             | 5            |
| Administrative/ Supervisory (V to VII)        | 15           | 35           | 36           | 34           | 33           | +0              | -2              | -0                  | -2                              | +19                             | -5.6%                             | 35           |
| Clerical (III & IV)                           | 115          | 109          | 110          | 104          | 103          | +1              | -7              | -1                  | -6                              | -12                             | -5.4%                             | 112          |
| <b>Management &amp; Administrative</b>        | <b>132</b>   | <b>149</b>   | <b>150</b>   | <b>142</b>   | <b>142</b>   | <b>+1</b>       | <b>-9</b>       | <b>-1</b>           | <b>-8</b>                       | <b>+10</b>                      | <b>-5.2%</b>                      | <b>152</b>   |
| Support                                       | 178          | 189          | 196          | 187          | 188          | +7              | -8              | +1                  | -1                              | +10                             | -0.8%                             | 208          |
| Maintenance/ Technical                        | 5            | 7            | 8            | 7            | 8            | +1              | -1              | +0                  | +0                              | +3                              | +4.2%                             | 8            |
| <b>General Support</b>                        | <b>183</b>   | <b>197</b>   | <b>205</b>   | <b>194</b>   | <b>195</b>   | <b>+8</b>       | <b>-9</b>       | <b>+1</b>           | <b>-1</b>                       | <b>+12</b>                      | <b>-0.6%</b>                      | <b>216</b>   |
| Health Care Assistants                        | 86           | 103          | 110          | 107          | 106          | +7              | -3              | -1                  | +3                              | +20                             | +3.3%                             | 113          |
| Care, other                                   | 2            | 1            | 1            | 1            | 1            | +0              | +0              | +0                  | +0                              | -1                              | +1.0%                             | 1            |



| Wexford General SEP 2024     | WTE DEC 2019 | WTE DEC 2022 | WTE DEC 2023 | WTE AUG 2024 | WTE SEP 2024 | WTE Change 2023 | WTE Change 2024 | WTE Change AUG 2024 | WTE Change Dec 2022 to SEP 2024 | WTE Change Dec 2019 to SEP 2024 | % WTE Change Dec 2022 to SEP 2024 | No. SEP 2024 |
|------------------------------|--------------|--------------|--------------|--------------|--------------|-----------------|-----------------|---------------------|---------------------------------|---------------------------------|-----------------------------------|--------------|
| <b>Total Wexford General</b> | <b>1,024</b> | <b>1,166</b> | <b>1,205</b> | <b>1,222</b> | <b>1,232</b> | <b>+39</b>      | <b>+27</b>      | <b>+10</b>          | <b>+66</b>                      | <b>+208</b>                     | <b>+5.7%</b>                      | <b>1,350</b> |
| Patient & Client Care        | 88           | 104          | 111          | 108          | 107          | +7              | -3              | -1                  | +3                              | +19                             | +3.3%                             | 114          |



## Employment Report by CHO & Care Group : SEP 2024

| CHO & Care Group SEP 2024    | WTE DEC 2019   | WTE DEC 2022   | WTE DEC 2023   | WTE AUG 2024   | WTE SEP 2024   | WTE Change 2023 | WTE Change 2024 | WTE Change AUG 2024 | WTE Change Dec 2022 to SEP 2024 | WTE Change Dec 2019 to SEP 2024 | % WTE Change Dec 2022 to SEP 2024 | No. SEP 2024   |
|------------------------------|----------------|----------------|----------------|----------------|----------------|-----------------|-----------------|---------------------|---------------------------------|---------------------------------|-----------------------------------|----------------|
| <b>Overall</b>               | <b>119,813</b> | <b>137,745</b> | <b>145,985</b> | <b>147,714</b> | <b>147,557</b> | <b>+8,239</b>   | <b>+1,572</b>   | <b>-157</b>         | <b>+9,811</b>                   | <b>+27,744</b>                  | <b>7.12%</b>                      | <b>166,649</b> |
| <b>Acute Services</b>        | <b>62,538</b>  | <b>74,055</b>  | <b>79,578</b>  | <b>80,863</b>  | <b>80,735</b>  | <b>+5,523</b>   | <b>+1,157</b>   | <b>-128</b>         | <b>+6,680</b>                   | <b>+18,196</b>                  | <b>9.02%</b>                      | <b>88,883</b>  |
| Community Health & Wellbeing |                | 28             | 42             | 41             | 41             | +14             | -1              | +0                  | +13                             | +41                             | 46.13%                            | 44             |
| Mental Health                | 953            | 1,024          | 1,050          | 1,032          | 1,032          | +26             | -18             | -1                  | +8                              | +79                             | 0.79%                             | 1,125          |
| Primary Care                 | 1,182          | 1,472          | 1,554          | 1,497          | 1,481          | +82             | -73             | -16                 | +9                              | +299                            | 0.64%                             | 1,736          |
| Disabilities                 | 1,498          | 1,698          | 1,758          | 1,790          | 1,824          | +60             | +66             | +35                 | +126                            | +326                            | 7.43%                             | 2,018          |
| Older People                 | 1,836          | 2,087          | 2,202          | 2,213          | 2,226          | +114            | +24             | +13                 | +138                            | +390                            | 6.62%                             | 2,619          |
| CHO Operations               |                | 89             | 101            | 90             | 92             | +12             | -9              | +2                  | +3                              | +92                             | 3.45%                             | 96             |
| <b>CHO 1</b>                 | <b>5,468</b>   | <b>6,398</b>   | <b>6,707</b>   | <b>6,663</b>   | <b>6,696</b>   | <b>+309</b>     | <b>-11</b>      | <b>+33</b>          | <b>+298</b>                     | <b>+1,228</b>                   | <b>4.66%</b>                      | <b>7,638</b>   |
| Community Health & Wellbeing |                | 21             | 34             | 33             | 31             | +13             | -3              | -2                  | +10                             | +31                             | 46.96%                            | 35             |
| Mental Health                | 1,308          | 1,329          | 1,361          | 1,335          | 1,331          | +31             | -29             | -4                  | +2                              | +23                             | 0.15%                             | 1,459          |
| Primary Care                 | 1,134          | 1,351          | 1,310          | 1,402          | 1,393          | -41             | +83             | -9                  | +42                             | +259                            | 3.14%                             | 1,622          |
| Disabilities                 | 1,497          | 1,607          | 1,757          | 1,902          | 1,900          | +150            | +143            | -2                  | +293                            | +403                            | 18.25%                            | 2,336          |
| Older People                 | 1,606          | 1,582          | 1,596          | 1,489          | 1,484          | +14             | -112            | -5                  | -98                             | -122                            | -6.22%                            | 1,792          |
| CHO Operations               |                | 82             | 110            | 109            | 104            | +28             | -6              | -6                  | +22                             | +104                            | 26.56%                            | 110            |
| <b>CHO 2</b>                 | <b>5,545</b>   | <b>5,972</b>   | <b>6,167</b>   | <b>6,270</b>   | <b>6,243</b>   | <b>+195</b>     | <b>+76</b>      | <b>-27</b>          | <b>+271</b>                     | <b>+698</b>                     | <b>4.54%</b>                      | <b>7,354</b>   |
| Community Health & Wellbeing |                | 38             | 41             | 40             | 40             | +3              | -2              | -1                  | +1                              | +40                             | 3.10%                             | 44             |
| Mental Health                | 795            | 814            | 852            | 829            | 832            | +37             | -19             | +3                  | +18                             | +37                             | 2.21%                             | 912            |
| Primary Care                 | 764            | 772            | 889            | 1,102          | 1,107          | +117            | +218            | +5                  | +335                            | +343                            | 43.43%                            | 1,338          |
| Disabilities                 | 1,823          | 1,989          | 2,048          | 2,095          | 2,119          | +60             | +70             | +24                 | +130                            | +295                            | 6.55%                             | 2,545          |
| Older People                 | 974            | 1,264          | 1,320          | 1,346          | 1,343          | +56             | +23             | -4                  | +79                             | +368                            | 6.21%                             | 1,616          |
| CHO Operations               |                | 192            | 205            | 183            | 179            | +13             | -26             | -4                  | -13                             | +179                            | -6.93%                            | 189            |
| <b>CHO 3</b>                 | <b>4,357</b>   | <b>5,069</b>   | <b>5,356</b>   | <b>5,595</b>   | <b>5,619</b>   | <b>+286</b>     | <b>+263</b>     | <b>+24</b>          | <b>+550</b>                     | <b>+1,262</b>                   | <b>10.85%</b>                     | <b>6,644</b>   |
| Community Health & Wellbeing |                | 52             | 51             | 43             | 44             | 0               | -8              | +0                  | -8                              | +44                             | -15.41%                           | 63             |
| Mental Health                | 1,499          | 1,562          | 1,615          | 1,563          | 1,566          | +54             | -49             | +4                  | +5                              | +67                             | 0.30%                             | 1,756          |
| Primary Care                 | 1,346          | 1,707          | 1,816          | 1,979          | 1,964          | +109            | +149            | -15                 | +258                            | +619                            | 15.10%                            | 2,484          |
| Disabilities                 | 2,425          | 2,640          | 2,686          | 2,780          | 2,762          | +46             | +76             | -18                 | +122                            | +337                            | 4.61%                             | 3,293          |
| Older People                 | 2,919          | 3,000          | 2,752          | 2,791          | 2,769          | -248            | +17             | -22                 | -231                            | -150                            | -7.71%                            | 3,613          |
| CHO Operations               |                |                | 47             | 46             | 46             | +47             | -1              | +0                  | +46                             | +46                             | -100.00%                          | 49             |
| <b>CHO 4</b>                 | <b>8,189</b>   | <b>8,961</b>   | <b>8,968</b>   | <b>9,202</b>   | <b>9,151</b>   | <b>+7</b>       | <b>+183</b>     | <b>-51</b>          | <b>+191</b>                     | <b>+963</b>                     | <b>2.13%</b>                      | <b>11,258</b>  |
| Community Health & Wellbeing |                | 38             | 49             | 47             | 48             | +11             | -1              | +1                  | +10                             | +48                             | 24.90%                            | 54             |
| Mental Health                | 1,177          | 1,224          | 1,325          | 1,309          | 1,302          | +101            | -23             | -7                  | +77                             | +124                            | 6.32%                             | 1,445          |
| Primary Care                 | 958            | 1,152          | 1,214          | 1,190          | 1,181          | +63             | -34             | -9                  | +29                             | +222                            | 2.53%                             | 1,420          |
| Disabilities                 | 1,488          | 1,656          | 1,713          | 1,744          | 1,743          | +57             | +30             | -1                  | +87                             | +255                            | 5.24%                             | 2,101          |
| Older People                 | 1,653          | 1,641          | 1,733          | 1,675          | 1,653          | +92             | -81             | -22                 | +12                             | 0                               | 0.71%                             | 2,000          |
| CHO Operations               |                | 94             | 106            | 102            | 103            | +12             | -3              | +1                  | +9                              | +103                            | 10.13%                            | 111            |
| <b>CHO 5</b>                 | <b>5,277</b>   | <b>5,805</b>   | <b>6,141</b>   | <b>6,066</b>   | <b>6,029</b>   | <b>+336</b>     | <b>-112</b>     | <b>-37</b>          | <b>+224</b>                     | <b>+752</b>                     | <b>3.86%</b>                      | <b>7,131</b>   |
| Community Health & Wellbeing |                | 17             | 22             | 21             | 21             | +6              | -1              | 0                   | +4                              | +21                             | 23.90%                            | 22             |
| Mental Health                | 593            | 650            | 683            | 681            | 671            | +33             | -12             | -11                 | +21                             | +78                             | 3.27%                             | 758            |
| Primary Care                 | 765            | 864            | 928            | 917            | 907            | +63             | -21             | -9                  | +43                             | +143                            | 4.96%                             | 1,142          |
| Disabilities                 | 1,198          | 1,216          | 1,222          | 1,230          | 1,252          | +6              | +30             | +22                 | +36                             | +55                             | 2.95%                             | 1,434          |
| Older People                 | 823            | 813            | 858            | 834            | 841            | +46             | -17             | +8                  | +29                             | +18                             | 3.52%                             | 914            |
| CHO Operations               |                | 60             | 75             | 70             | 68             | +15             | -7              | -3                  | +7                              | +68                             | 12.37%                            | 71             |
| <b>CHO 6</b>                 | <b>3,378</b>   | <b>3,620</b>   | <b>3,789</b>   | <b>3,753</b>   | <b>3,760</b>   | <b>+169</b>     | <b>-28</b>      | <b>+7</b>           | <b>+140</b>                     | <b>+382</b>                     | <b>3.87%</b>                      | <b>4,341</b>   |
| Community Health & Wellbeing |                | 49             | 48             | 46             | 47             | -2              | -1              | +0                  | -2                              | +47                             | -4.72%                            | 51             |
| Mental Health                | 835            | 879            | 912            | 926            | 929            | +34             | +17             | +3                  | +50                             | +94                             | 5.73%                             | 1,011          |
| Primary Care                 | 1,702          | 1,765          | 1,803          | 1,746          | 1,742          | +38             | -61             | -5                  | -24                             | +40                             | -1.34%                            | 2,026          |
| Disabilities                 | 2,982          | 3,410          | 3,561          | 3,572          | 3,635          | +151            | +74             | +63                 | +225                            | +653                            | 6.60%                             | 4,286          |
| Older People                 | 996            | 999            | 1,025          | 1,061          | 1,048          | +26             | +23             | -13                 | +49                             | +52                             | 4.92%                             | 1,175          |
| CHO Operations               |                | 113            | 118            | 113            | 112            | +5              | -6              | -2                  | -2                              | +112                            | -1.55%                            | 117            |
| <b>CHO 7</b>                 | <b>6,514</b>   | <b>7,215</b>   | <b>7,466</b>   | <b>7,465</b>   | <b>7,511</b>   | <b>+251</b>     | <b>+46</b>      | <b>+46</b>          | <b>+297</b>                     | <b>+997</b>                     | <b>4.11%</b>                      | <b>8,666</b>   |
| Community Health & Wellbeing |                | 33             | 44             | 44             | 48             | +11             | +5              | +4                  | +16                             | +48                             | 47.94%                            | 52             |
| Mental Health                | 1,098          | 1,091          | 1,123          | 1,109          | 1,113          | +32             | -9              | +4                  | +23                             | +15                             | 2.08%                             | 1,215          |
| Primary Care                 | 1,378          | 1,491          | 1,556          | 1,508          | 1,506          | +65             | -50             | -1                  | +15                             | +128                            | 1.01%                             | 1,790          |
| Disabilities                 | 2,162          | 2,345          | 2,432          | 2,519          | 2,504          | +87             | +72             | -15                 | +159                            | +342                            | 6.77%                             | 3,044          |
| Older People                 | 1,488          | 1,489          | 1,540          | 1,495          | 1,502          | +50             | -38             | +7                  | +13                             | +14                             | 0.85%                             | 1,858          |
| CHO Operations               |                | 9              | 65             | 98             | 90             | +33             | -9              | -2                  | +24                             | +80                             | 37.04%                            | 91             |
| <b>CHO 8</b>                 | <b>6,135</b>   | <b>6,514</b>   | <b>6,792</b>   | <b>6,765</b>   | <b>6,763</b>   | <b>+278</b>     | <b>-29</b>      | <b>-2</b>           | <b>+249</b>                     | <b>+628</b>                     | <b>3.82%</b>                      | <b>8,050</b>   |
| Community Health & Wellbeing |                | 46             | 59             | 47             | 46             | +14             | -13             | -1                  | +0                              | +46                             | 1.01%                             | 51             |
| Mental Health                | 1,272          | 1,371          | 1,338          | 1,309          | 1,307          | -33             | -31             | -3                  | -64                             | +35                             | -4.68%                            | 1,452          |
| Primary Care                 | 1,247          | 1,357          | 1,435          | 1,607          | 1,597          | +78             | +162            | -10                 | +240                            | +350                            | 17.69%                            | 1,856          |
| Disabilities                 | 3,194          | 3,336          | 3,380          | 3,417          | 3,433          | +44             | +53             | +16                 | +97                             | +239                            | 2.90%                             | 4,055          |
| Older People                 | 870            | 976            | 1,001          | 999            | 988            | +25             | -13             | -11                 | +12                             | +118                            | 1.21%                             | 1,103          |
| CHO Operations               |                | 144            | 129            | 131            | 130            | -15             | +1              | 0                   | -14                             | +130                            | -9.59%                            | 139            |
| <b>CHO 9</b>                 | <b>6,582</b>   | <b>7,230</b>   | <b>7,342</b>   | <b>7,509</b>   | <b>7,501</b>   | <b>+112</b>     | <b>+159</b>     | <b>-8</b>           | <b>+271</b>                     | <b>+919</b>                     | <b>3.75%</b>                      | <b>8,656</b>   |
| Mental Health                | 438            | 511            | 580            | 577            | 568            | +69             | -11             | -9                  | +57                             | +131                            | 11.20%                            | 593            |



## Employment Report by CHO & Care Group : SEP 2024

| CHO & Care Group SEP 2024             | WTE<br>DEC<br>2019 | WTE<br>DEC<br>2022 | WTE<br>DEC<br>2023 | WTE<br>AUG<br>2024 | WTE<br>SEP<br>2024 | WTE<br>Change<br>2023 | WTE<br>Change<br>2024 | WTE<br>Change<br>AUG 2024 | WTE<br>Change<br>Dec 2022<br>to SEP<br>2024 | WTE<br>Change<br>Dec 2019<br>to SEP<br>2024 | % WTE<br>Change<br>Dec 2022<br>to SEP<br>2024 | No.<br>SEP<br>2024 |
|---------------------------------------|--------------------|--------------------|--------------------|--------------------|--------------------|-----------------------|-----------------------|---------------------------|---|---|---|--------------------|
| <b>Overall</b>                        | <b>119,813</b>     | <b>137,745</b>     | <b>145,985</b>     | <b>147,714</b>     | <b>147,557</b>     | <b>+8,239</b>         | <b>+1,572</b>         | <b>-157</b>               | <b>+9,811</b>                               | <b>+27,744</b>                              | <b>7.12%</b>                                  | <b>166,649</b>     |
| Primary Care                          | 122                | 127                | 126                | 122                | 120                | -1                    | -6                    | -1                        | -7  | -2  | -5.62%  | 127                |
| Disabilities                          | 6                  | 6                  | 7                  | 7                  | 7                  | +1                    | +0                    | +0                        | +1  | +1  | 18.04%  | 7                  |
| Older People                          | 74                 | 95                 | 128                | 122                | 122                | +32                   | -6                    | +0                        | +27   | +47   | 27.99%  | 131                |
| <b>other Community Services</b>       | <b>640</b>         | <b>740</b>         | <b>840</b>         | <b>827</b>         | <b>817</b>         | <b>+101</b>           | <b>-23</b>            | <b>-10</b>                | <b>+78</b>                                  | <b>+177</b>                                 | <b>10.52%</b>                                 | <b>858</b>         |
| Community Services                    | 52,085             | 57,523             | 59,567             | 60,115             | 60,090             | +2,044                | +524                  | -25                       | +2,568                                      | +8,006                                      | 4.46%   | 70,596             |
| National Services & Central Functions | 5,190              | 6,168              | 6,840              | 6,736              | 6,732              | +672                  | -109                  | -4                        | +564  | +1,542                                      | 9.14%   | 7,170              |





## Employment Report by HSE & S38s: SEP 2024

| Employment by CHO & Administration<br>SEP 2024 | WTE<br>DEC<br>2019 | WTE<br>DEC<br>2022 | WTE<br>DEC<br>2023 | WTE<br>AUG<br>2024 | WTE<br>SEP<br>2024 | WTE<br>Change<br>2023 | WTE<br>Change<br>2024 | WTE<br>Change<br>AUG 2024 | WTE<br>Change<br>Dec 2022<br>to SEP<br>2024 | WTE<br>Change<br>Dec 2019<br>to SEP<br>2024 | % WTE<br>Change<br>Dec 2022<br>to SEP<br>2024 | No.<br>SEP<br>2024 |
|--|--------------------|--------------------|--------------------|--------------------|--------------------|-----------------------|-----------------------|---------------------------|---|---|---|--------------------|
| <b>Overall</b>                                 | <b>119,813</b>     | <b>137,745</b>     | <b>145,985</b>     | <b>147,714</b>     | <b>147,557</b>     | <b>+8,239</b>         | <b>+1,572</b>         | <b>-157</b>               | <b>+9,811</b>                               | <b>+27,744</b>                              | <b>7.12%</b>                                  | <b>166,649</b>     |
| <b>Acute Services</b>                          | <b>62,538</b>      | <b>74,055</b>      | <b>79,578</b>      | <b>80,863</b>      | <b>80,735</b>      | <b>+5,523</b>         | <b>+1,157</b>         | <b>-128</b>               | <b>+6,680</b>                               | <b>+18,196</b>                              | <b>9.02%</b>                                  | <b>88,883</b>      |
| <b>Health Service Executive</b>                | <b>5,468</b>       | <b>6,398</b>       | <b>6,707</b>       | <b>6,663</b>       | <b>6,696</b>       | <b>+309</b>           | <b>-11</b>            | <b>+33</b>                | <b>+298</b>                                 | <b>+1,228</b>                               | <b>4.66%</b>                                  | <b>7,638</b>       |
| <b>CHO 1</b>                                   | <b>5,468</b>       | <b>6,398</b>       | <b>6,707</b>       | <b>6,663</b>       | <b>6,696</b>       | <b>+309</b>           | <b>-11</b>            | <b>+33</b>                | <b>+298</b>                                 | <b>+1,228</b>                               | <b>4.66%</b>                                  | <b>7,638</b>       |
| <b>Health Service Executive</b>                | <b>4,256</b>       | <b>4,596</b>       | <b>4,704</b>       | <b>4,521</b>       | <b>4,501</b>       | <b>+108</b>           | <b>-203</b>           | <b>-20</b>                | <b>-95</b>                                  | <b>+245</b>                                 | <b>-2.06%</b>                                 | <b>5,177</b>       |
| Bros. of Charity Galway                        | 939                |                    |                    |                    |                    |                       |                       |                           |   | -939  | -100.00%                                      |                    |
| Bros. of Charity West Region                   |                    | 1,376              | 1,463              | 1,595              | 1,586              | +87                   | +122                  | -9                        | +210  | +1,586                                      | 15.23%  | 1,983              |
| Bros. of Charity Roscommon                     | 349                |                    |                    |                    |                    |                       |                       |                           |   | -349  | -100.00%                                      |                    |
| Galway Hospice Foundation                      |                    |                    |                    | 154                | 156                |                       | +156                  | +2                        | +156  | +156  | -100.00%                                      | 194                |
| <b>Section 38 Voluntary Agencies</b>           | <b>1,288</b>       | <b>1,376</b>       | <b>1,463</b>       | <b>1,748</b>       | <b>1,742</b>       | <b>+87</b>            | <b>+278</b>           | <b>-7</b>                 | <b>+366</b>                                 | <b>+453</b>                                 | <b>26.58%</b>                                 | <b>2,177</b>       |
| <b>CHO 2</b>                                   | <b>5,545</b>       | <b>5,972</b>       | <b>6,167</b>       | <b>6,270</b>       | <b>6,243</b>       | <b>+195</b>           | <b>+76</b>            | <b>-27</b>                | <b>+271</b>                                 | <b>+698</b>                                 | <b>4.54%</b>                                  | <b>7,354</b>       |
| <b>Health Service Executive</b>                | <b>2,655</b>       | <b>3,200</b>       | <b>3,444</b>       | <b>3,328</b>       | <b>3,330</b>       | <b>+244</b>           | <b>-115</b>           | <b>+2</b>                 | <b>+130</b>                                 | <b>+675</b>                                 | <b>4.05%</b>                                  | <b>3,850</b>       |
| Bros. of Charity Clare                         | 348                | 424                | 466                | 475                | 483                | +42                   | +17                   | +9                        | +59   | +135  | 13.89%  | 615                |
| Bros. of Charity Limerick                      | 520                | 600                | 603                | 621                | 623                | +3                    | +20                   | +3                        | +23   | +104  | 3.88%   | 733                |
| Avista Limerick                                | 543                | 547                | 541                | 551                | 564                | -6                    | +23                   | +13                       | +17   | +20   | 3.16%   | 639                |
| Avista Roscrea                                 | 290                | 298                | 302                | 312                | 312                | +4                    | +10                   | -1                        | +13   | +22   | 4.51%   | 407                |
| Milford Care Centre                            |                    |                    |                    | 237                | 235                |                       | +235                  | -1                        | +235  | +235  | -100.00%                                      | 309                |
| Milford Care Centre OP                         |                    |                    |                    | 73                 | 72                 |                       | +72                   | -1                        | +72   | +72   | -100.00%                                      | 91                 |
| <b>Section 38 Voluntary Agencies</b>           | <b>1,701</b>       | <b>1,869</b>       | <b>1,911</b>       | <b>2,268</b>       | <b>2,289</b>       | <b>+42</b>            | <b>+378</b>           | <b>+22</b>                | <b>+420</b>                                 | <b>+588</b>                                 | <b>22.48%</b>                                 | <b>2,794</b>       |
| <b>CHO 3</b>                                   | <b>4,357</b>       | <b>5,069</b>       | <b>5,356</b>       | <b>5,595</b>       | <b>5,619</b>       | <b>+286</b>           | <b>+263</b>           | <b>+24</b>                | <b>+550</b>                                 | <b>+1,262</b>                               | <b>10.85%</b>                                 | <b>6,644</b>       |
| <b>Health Service Executive</b>                | <b>5,939</b>       | <b>6,531</b>       | <b>6,492</b>       | <b>6,307</b>       | <b>6,285</b>       | <b>-40</b>            | <b>-206</b>           | <b>-22</b>                | <b>-246</b>                                 | <b>+346</b>                                 | <b>-3.77%</b>                                 | <b>7,732</b>       |
| Cork Dental Hospital                           | 103                | 117                | 114                | 112                | 102                | -3                    | -13                   | -11                       | -16   | -1  | -13.37%                                       | 174                |
| St. John of God Kerry                          | 315                | 321                | 324                | 331                | 339                | +2                    | +15                   | +7                        | +17   | +23   | 5.32%   | 406                |
| Bros. of Charity Southern                      | 740                | 827                | 871                | 909                | 894                | +43                   | +23                   | -15                       | +67   | +153  | 8.08%   | 1,117              |
| Cope Foundation                                | 1,091              | 1,163              | 1,168              | 1,226              | 1,215              | +4                    | +47                   | -11                       | +52   | +124  | 4.44%   | 1,427              |
| Marymount University Hospital & Hospice        |                    |                    |                    | 246                | 247                |                       | +247                  | +1                        | +247  | +247  | -100.00%                                      | 307                |
| Marymount Uni Hosp & Hospice OP                |                    |                    |                    | 70                 | 70                 |                       | +70                   | +0                        | +70   | +70   | -100.00%                                      | 95                 |
| <b>Section 38 Voluntary Agencies</b>           | <b>2,249</b>       | <b>2,429</b>       | <b>2,476</b>       | <b>2,894</b>       | <b>2,866</b>       | <b>+47</b>            | <b>+390</b>           | <b>-28</b>                | <b>+437</b>                                 | <b>+617</b>                                 | <b>17.99%</b>                                 | <b>3,526</b>       |
| <b>CHO 4</b>                                   | <b>8,189</b>       | <b>8,961</b>       | <b>8,968</b>       | <b>9,202</b>       | <b>9,151</b>       | <b>+7</b>             | <b>+183</b>           | <b>-51</b>                | <b>+191</b>                                 | <b>+963</b>                                 | <b>2.13%</b>                                  | <b>11,258</b>      |
| <b>Health Service Executive</b>                | <b>4,153</b>       | <b>4,571</b>       | <b>4,880</b>       | <b>4,765</b>       | <b>4,732</b>       | <b>+308</b>           | <b>-148</b>           | <b>-34</b>                | <b>+160</b>                                 | <b>+579</b>                                 | <b>3.51%</b>                                  | <b>5,562</b>       |
| Bros. of Charity Waterford                     | 630                | 742                | 783                | 814                | 811                | +41                   | +28                   | -3                        | +69   | +181  | 9.32%   | 1,005              |
| Aurora   | 279                | 288                | 261                | 274                | 275                | -6                    | +13                   | +1                        | +7  | -4  | 2.64%   | 306                |
| Carriglea Cairde Services                      | 214                | 224                | 217                | 213                | 212                | -7                    | -5                    | -1                        | -13   | -3  | -5.65%  | 258                |
| <b>Section 38 Voluntary Agencies</b>           | <b>1,123</b>       | <b>1,234</b>       | <b>1,261</b>       | <b>1,301</b>       | <b>1,297</b>       | <b>+27</b>            | <b>+36</b>            | <b>-3</b>                 | <b>+64</b>                                  | <b>+174</b>                                 | <b>5.15%</b>                                  | <b>1,569</b>       |
| <b>CHO 5</b>                                   | <b>5,277</b>       | <b>5,805</b>       | <b>6,141</b>       | <b>6,066</b>       | <b>6,029</b>       | <b>+336</b>           | <b>-112</b>           | <b>-37</b>                | <b>+224</b>                                 | <b>+752</b>                                 | <b>3.86%</b>                                  | <b>7,131</b>       |
| <b>Health Service Executive</b>                | <b>1,605</b>       | <b>1,772</b>       | <b>1,909</b>       | <b>1,880</b>       | <b>1,862</b>       | <b>+137</b>           | <b>-47</b>            | <b>-18</b>                | <b>+90</b>                                  | <b>+257</b>                                 | <b>5.07%</b>                                  | <b>2,128</b>       |
| Royal Hospital Donnybrook, Dublin              | 272                | 270                | 284                | 271                | 270                | +14                   | -14                   | -1                        | 0   | -2  | -0.09%  | 279                |
| Dublin Dental Hospital                         | 91                 | 92                 | 93                 | 93                 | 93                 | +2                    | -1                    | +0                        | +1  | +2  | 1.09%   | 169                |
| St. John of God (IDS)                          | 456                | 425                | 420                | 422                | 439                | -6                    | +20                   | +18                       | +14   | -17   | 3.31%   | 530                |
| St. John of God (MHS)                          | 235                | 246                | 261                | 259                | 253                | +16                   | -8                    | -5                        | +8  | +18   | 3.18%   | 297                |
| Our Lady's Hospice & Care, Wicklow             |                    | 45                 | 42                 | 45                 | 43                 | -4                    | +1                    | -2                        | -3  | +43   | -5.56%  | 49                 |
| Leopardstown Park Hospital                     | 211                | 187                | 191                | 193                | 203                | +4                    | +12                   | +10                       | +16   | -8  | 8.43%   | 222                |
| Children's Sunshine Home                       | 58                 | 53                 | 52                 | 51                 | 51                 | -1                    | -2                    | +0                        | -2  | -8  | -3.96%  | 58                 |
| Sunbeam House Services                         | 449                | 480                | 488                | 495                | 501                | +8                    | +13                   | +6                        | +21   | +52   | 4.37%   | 561                |
| St John of God HQ                              |                    | 50                 | 49                 | 46                 | 45                 | 0                     | -4                    | -1                        | -5  | +45   | -9.10%  | 48                 |
| <b>Section 38 Voluntary Agencies</b>           | <b>1,773</b>       | <b>1,848</b>       | <b>1,880</b>       | <b>1,873</b>       | <b>1,898</b>       | <b>+32</b>            | <b>+18</b>            | <b>+25</b>                | <b>+50</b>                                  | <b>+126</b>                                 | <b>2.72%</b>                                  | <b>2,213</b>       |
| <b>CHO 6</b>                                   | <b>3,378</b>       | <b>3,620</b>       | <b>3,789</b>       | <b>3,753</b>       | <b>3,760</b>       | <b>+169</b>           | <b>-28</b>            | <b>+7</b>                 | <b>+140</b>                                 | <b>+382</b>                                 | <b>3.87%</b>                                  | <b>4,341</b>       |
| <b>Health Service Executive</b>                | <b>3,151</b>       | <b>3,411</b>       | <b>3,513</b>       | <b>3,497</b>       | <b>3,487</b>       | <b>+101</b>           | <b>-26</b>            | <b>-11</b>                | <b>+75</b>                                  | <b>+335</b>                                 | <b>2.20%</b>                                  | <b>3,977</b>       |
| Our Lady's Hospice & Care, Dublin              | 482                | 526                | 513                | 509                | 506                | -12                   | -8                    | -3                        | -20   | +24   | -3.83%  | 589                |
| Cheeverstown House                             | 396                | 427                | 441                | 438                | 450                | +13                   | +9                    | +13                       | +23   | +54   | 5.31%   | 527                |
| Stewart's Hospital (Palmerstown)               | 852                | 1,057              | 1,106              | 1,182              | 1,220              | +49                   | +114                  | +38                       | +163  | +369  | 15.42%  | 1,406              |
| St. John of God Liffey Services                | 787                | 795                | 812                | 780                | 779                | +17                   | -33                   | -1                        | -16   | -8  | -2.03%  | 897                |
| Peamount Hospital (Newcastle)                  | 486                | 549                | 591                | 568                | 572                | +41                   | -19                   | +4                        | +23   | +86   | 4.14%   | 662                |
| Kare, Newbridge Co Kildare                     | 360                | 448                | 490                | 491                | 498                | +42                   | +8                    | +7                        | +49   | +138  | 11.01%  | 608                |
| <b>Section 38 Voluntary Agencies</b>           | <b>3,363</b>       | <b>3,803</b>       | <b>3,953</b>       | <b>3,968</b>       | <b>4,025</b>       | <b>+150</b>           | <b>+72</b>            | <b>+57</b>                | <b>+222</b>                                 | <b>+662</b>                                 | <b>5.83%</b>                                  | <b>4,689</b>       |
| <b>CHO 7</b>                                   | <b>6,514</b>       | <b>7,215</b>       | <b>7,466</b>       | <b>7,465</b>       | <b>7,511</b>       | <b>+251</b>           | <b>+46</b>            | <b>+46</b>                | <b>+297</b>                                 | <b>+997</b>                                 | <b>4.11%</b>                                  | <b>8,666</b>       |
| <b>Health Service Executive</b>                | <b>4,583</b>       | <b>4,753</b>       | <b>4,972</b>       | <b>4,862</b>       | <b>4,877</b>       | <b>+219</b>           | <b>-95</b>            | <b>+14</b>                | <b>+123</b>                                 | <b>+293</b>                                 | <b>2.60%</b>                                  | <b>5,716</b>       |
| St. John of God Drumcar                        | 647                | 655                | 658                | 696                | 684                | +3                    | +26                   | -12                       | +29   | +38   | 4.44%   | 807                |
| Muiriosa Foundation South Kildare              | 334                | 352                | 363                | 371                | 363                | +11                   | +1                    | -7                        | +11   | +30   | 3.16%   | 465                |
| Muiriosa Foundation Laois/Offaly               | 302                | 394                | 426                | 442                | 444                | +32                   | +18                   | +3                        | +50   | +143  | 12.70%  | 568                |
| Muiriosa Foundation Longford/Westmeath         | 270                | 359                | 373                | 394                | 394                | +14                   | +21                   | +0                        | +35   | +124  | 9.80%   | 494                |
| <b>Section 38 Voluntary Agencies</b>           | <b>1,552</b>       | <b>1,761</b>       | <b>1,820</b>       | <b>1,903</b>       | <b>1,886</b>       | <b>+59</b>            | <b>+67</b>            | <b>-17</b>                | <b>+125</b>                                 | <b>+334</b>                                 | <b>7.13%</b>                                  | <b>2,334</b>       |
| <b>CHO 8</b>                                   | <b>6,135</b>       | <b>6,514</b>       | <b>6,792</b>       | <b>6,765</b>       | <b>6,763</b>       | <b>+278</b>           | <b>-29</b>            | <b>-2</b>                 | <b>+249</b>                                 | <b>+628</b>                                 | <b>3.82%</b>                                  | <b>8,050</b>       |
| <b>Health Service Executive</b>                | <b>3,407</b>       | <b>3,905</b>       | <b>4,028</b>       | <b>3,908</b>       | <b>3,878</b>       | <b>+123</b>           | <b>-150</b>           | <b>-29</b>                | <b>-26</b>                                  | <b>+471</b>                                 | <b>-0.67%</b>                                 | <b>4,337</b>       |
| St. Michael's House Dublin                     | 1,431              | 1,449              | 1,463              | 1,470              | 1,478              | +14                   | +15                   | +8                        | +29   | +47   | 1.97%   | 1,812              |



## Employment Report by HSE & S38s: SEP 2024

| Employment by CHO & Administration<br>SEP 2024 | WTE<br>DEC<br>2019 | WTE<br>DEC<br>2022 | WTE<br>DEC<br>2023 | WTE<br>AUG<br>2024 | WTE<br>SEP<br>2024 | WTE<br>Change<br>2023 | WTE<br>Change<br>2024 | WTE<br>Change<br>AUG 2024 | WTE<br>Change<br>Dec 2022<br>to SEP<br>2024 | WTE<br>Change<br>Dec 2019<br>to SEP<br>2024 | % WTE<br>Change<br>Dec 2022<br>to SEP<br>2024 | No.<br>SEP<br>2024 |
|--|--------------------|--------------------|--------------------|--------------------|--------------------|-----------------------|-----------------------|---------------------------|---|---|---|--------------------|
| <b>Overall</b>                                 | <b>119,813</b>     | <b>137,745</b>     | <b>145,985</b>     | <b>147,714</b>     | <b>147,557</b>     | <b>+8,239</b>         | <b>+1,572</b>         | <b>-157</b>               | <b>+9,811</b>                               | <b>+27,744</b>                              | <b>7.12%</b>                                  | <b>166,649</b>     |
| St. Vincent's Fairview                         | 206                | 185                | 134                | 132                | 136                | -52                   | +3                    | +4                        | -49   | -70   | -26.37%                                       | 156                |
| Incorporated Orthopaedic Hospital              | 226                | 273                | 290                | 305                | 294                | +17                   | +4                    | -10                       | +21   | +69   | 7.63%   | 339                |
| Central Remedial Clinic                        | 278                | 340                | 330                | 328                | 331                | -10                   | +1                    | +2                        | -9  | +52   | -2.59%  | 381                |
| Avista Dublin                                  | 1,034              | 1,078              | 1,098              | 1,153              | 1,165              | +20                   | +68                   | +12                       | +88   | +131  | 8.15%   | 1,358              |
| St Francis Hospice                             |                    |                    |                    | 213                | 218                |                       | +218                  | +4                        | +218  | +218  | -100.00%                                      | 273                |
| <b>Section 38 Voluntary Agencies</b>           | <b>3,175</b>       | <b>3,325</b>       | <b>3,314</b>       | <b>3,601</b>       | <b>3,623</b>       | <b>-11</b>            | <b>+308</b>           | <b>+21</b>                | <b>+297</b>                                 | <b>+448</b>                                 | <b>8.94%</b>                                  | <b>4,319</b>       |
| <b>CHO 9</b>                                   | <b>6,582</b>       | <b>7,230</b>       | <b>7,342</b>       | <b>7,509</b>       | <b>7,501</b>       | <b>+112</b>           | <b>+159</b>           | <b>-8</b>                 | <b>+271</b>                                 | <b>+919</b>                                 | <b>3.75%</b>                                  | <b>8,656</b>       |
| <b>Health Service Executive</b>                | <b>640</b>         | <b>740</b>         | <b>840</b>         | <b>827</b>         | <b>817</b>         | <b>+101</b>           | <b>-23</b>            | <b>-10</b>                | <b>+78</b>                                  | <b>+177</b>                                 | <b>10.52%</b>                                 | <b>858</b>         |
| <b>other Community Services</b>                | <b>640</b>         | <b>740</b>         | <b>840</b>         | <b>827</b>         | <b>817</b>         | <b>+101</b>           | <b>-23</b>            | <b>-10</b>                | <b>+78</b>                                  | <b>+177</b>                                 | <b>10.52%</b>                                 | <b>858</b>         |
| Community Services                             | 52,085             | 57,523             | 59,567             | 60,115             | 60,090             | +2,044                | +524                  | -25                       | +2,568                                      | +8,006                                      | 4.46%   | 70,596             |
| National Services & Central Functions          | 5,190              | 6,168              | 6,840              | 6,736              | 6,732              | +672                  | -109                  | -4                        | +564  | +1,542                                      | 9.14%   | 7,170              |

### Employment Report by WTE, Headcount, Gender, Full-Time / Part-Time etc. SEP 2024

| SEP 2024                                      | WTE SEP 2024   | No. SEP 2024   | WTE : No     | Number Male % | Number Female % | Male WTE : No. | Female WTE : No | Perm Count %  | Perm Count Male % | Perm Count Female % | Fulltime Count % | Part time Count % | FT Count Male % | FT Count Female % |
|---|----------------|----------------|--------------|---------------|-----------------|----------------|-----------------|---------------|-------------------|---------------------|------------------|-------------------|-----------------|-------------------|
| <b>Total</b>                                  | <b>147,557</b> | <b>166,649</b> | <b>1:0.9</b> | <b>22.04%</b> | <b>77.96%</b>   | <b>1:0.9</b>   | <b>1:0.9</b>    | <b>85.47%</b> | <b>17.42%</b>     | <b>68.04%</b>       | <b>73.85%</b>    | <b>26.15%</b>     | <b>88.33%</b>   | <b>69.76%</b>     |
| Consultants                                   | 4,492          | 4,868          | 1:0.9        | 56.20%        | 43.80%          | 1:0.9          | 1:0.9           | 80.18%        | 44.41%            | 35.76%              | 88.15%           | 11.85%            | 91.41%          | 83.96%            |
| Medical/ Dental, other                        | 741            | 1,110          | 1:0.7        | 31.98%        | 68.02%          | 1:0.6          | 1:0.7           | 80.90%        | 23.06%            | 57.84%              | 41.89%           | 58.11%            | 44.23%          | 40.79%            |
| Registrars                                    | 4,911          | 5,049          | 1:1          | 49.69%        | 50.31%          | 1:1            | 1:1             | 8.64%         | 4.73%             | 3.90%               | 97.58%           | 2.42%             | 98.80%          | 96.38%            |
| SHO/ Interns                                  | 4,192          | 4,254          | 1:1          | 42.43%        | 57.57%          | 1:1            | 1:1             | 5.43%         | 2.59%             | 2.84%               | 99.34%           | 0.66%             | 99.56%          | 99.18%            |
| <b>Medical &amp; Dental</b>                   | <b>14,336</b>  | <b>15,281</b>  | <b>1:0.9</b> | <b>48.46%</b> | <b>51.54%</b>   | <b>1:1</b>     | <b>1:0.9</b>    | <b>35.78%</b> | <b>18.11%</b>     | <b>17.68%</b>       | <b>91.02%</b>    | <b>8.98%</b>      | <b>93.64%</b>   | <b>88.56%</b>     |
| Nurse/ Midwife Manager                        | 9,858          | 10,703         | 1:0.9        | 11.12%        | 88.88%          | 1:1            | 1:0.9           | 97.50%        | 10.75%            | 86.74%              | 80.90%           | 19.10%            | 95.55%          | 79.07%            |
| Nurse/ Midwife Specialist & AN/MP             | 3,799          | 4,190          | 1:0.9        | 8.42%         | 91.58%          | 1:1            | 1:0.9           | 98.40%        | 8.26%             | 90.14%              | 80.43%           | 19.57%            | 97.73%          | 78.84%            |
| Nursing/ Midwifery other                      | 347            | 397            | 1:0.9        | 5.29%         | 94.71%          | 1:1            | 1:0.9           | 98.24%        | 5.29%             | 92.95%              | 73.30%           | 26.70%            | 100.00%         | 71.81%            |
| Nursing/ Midwifery Student                    | 967            | 1,689          | 1:0.6        | 6.57%         | 93.43%          | 1:0.6          | 1:0.6           | 6.45%         | 0.47%             | 5.98%               | 91.77%           | 8.23%             | 97.30%          | 91.38%            |
| Public Health Nurse                           | 1,493          | 1,801          | 1:0.8        | 0.56%         | 99.44%          | 1:1            | 1:0.8           | 98.56%        | 0.56%             | 98.00%              | 69.24%           | 30.76%            | 90.00%          | 69.12%            |
| Staff Nurse/ Staff Midwife                    | 30,929         | 34,567         | 1:0.9        | 10.57%        | 89.43%          | 1:1            | 1:0.9           | 93.14%        | 9.72%             | 83.42%              | 74.73%           | 25.27%            | 91.65%          | 72.73%            |
| <b>Nursing &amp; Midwifery</b>                | <b>47,394</b>  | <b>53,347</b>  | <b>1:0.9</b> | <b>10.01%</b> | <b>89.99%</b>   | <b>1:1</b>     | <b>1:0.9</b>    | <b>91.90%</b> | <b>9.18%</b>      | <b>82.72%</b>       | <b>76.76%</b>    | <b>23.24%</b>     | <b>93.07%</b>   | <b>74.94%</b>     |
| Health Science/ Diagnostics                   | 5,278          | 5,893          | 1:0.9        | 23.84%        | 76.16%          | 1:1            | 1:0.9           | 93.82%        | 22.03%            | 71.80%              | 79.30%           | 20.70%            | 92.95%          | 75.02%            |
| H&SC, Other                                   | 1,421          | 1,646          | 1:0.9        | 23.09%        | 76.91%          | 1:0.9          | 1:0.8           | 89.55%        | 20.78%            | 68.77%              | 77.10%           | 22.90%            | 89.74%          | 73.30%            |
| Pharmacy                                      | 1,465          | 1,654          | 1:0.9        | 11.37%        | 88.63%          | 1:1            | 1:0.9           | 87.79%        | 10.04%            | 77.75%              | 77.51%           | 22.49%            | 88.30%          | 76.13%            |
| Psychologists                                 | 1,214          | 1,405          | 1:0.9        | 16.37%        | 83.63%          | 1:0.9          | 1:0.9           | 78.43%        | 14.02%            | 64.41%              | 76.73%           | 23.27%            | 91.74%          | 73.79%            |
| Social Care                                   | 3,289          | 3,850          | 1:0.9        | 16.91%        | 83.09%          | 1:0.9          | 1:0.8           | 92.68%        | 15.74%            | 76.94%              | 50.99%           | 49.01%            | 65.28%          | 48.08%            |
| Social Workers                                | 1,568          | 1,765          | 1:0.9        | 14.73%        | 85.27%          | 1:1            | 1:0.9           | 93.88%        | 13.71%            | 80.17%              | 80.23%           | 19.77%            | 95.00%          | 77.67%            |
| Therapy Professions                           | 6,694          | 7,726          | 1:0.9        | 10.69%        | 89.31%          | 1:0.9          | 1:0.9           | 93.46%        | 9.88%             | 83.59%              | 76.22%           | 23.78%            | 90.44%          | 74.52%            |
| <b>Health &amp; Social Care Professionals</b> | <b>20,928</b>  | <b>23,939</b>  | <b>1:0.9</b> | <b>16.46%</b> | <b>83.54%</b>   | <b>1:0.9</b>   | <b>1:0.9</b>    | <b>91.91%</b> | <b>15.10%</b>     | <b>76.82%</b>       | <b>73.39%</b>    | <b>26.61%</b>     | <b>87.39%</b>   | <b>70.64%</b>     |
| Administrative/ Supervisory (V to VII)        | 8,876          | 9,358          | 1:0.9        | 24.41%        | 75.59%          | 1:1            | 1:0.9           | 95.22%        | 23.00%            | 72.23%              | 89.08%           | 10.92%            | 98.16%          | 86.15%            |
| Clerical (III & IV)                           | 13,594         | 15,325         | 1:0.9        | 14.87%        | 85.13%          | 1:1            | 1:0.9           | 87.74%        | 12.63%            | 75.11%              | 73.92%           | 26.08%            | 93.86%          | 70.44%            |
| Management (VIII & above)                     | 2,483          | 2,556          | 1:1          | 34.98%        | 65.02%          | 1:1            | 1:1             | 95.97%        | 33.29%            | 62.68%              | 97.38%           | 2.62%             | 98.99%          | 96.51%            |
| <b>Management &amp; Administrative</b>        | <b>24,953</b>  | <b>27,239</b>  | <b>1:0.9</b> | <b>20.03%</b> | <b>79.97%</b>   | <b>1:1</b>     | <b>1:0.9</b>    | <b>91.08%</b> | <b>18.13%</b>     | <b>72.95%</b>       | <b>81.33%</b>    | <b>18.67%</b>     | <b>96.50%</b>   | <b>77.53%</b>     |
| Maintenance/ Technical                        | 1,256          | 1,303          | 1:1          | 95.32%        | 4.68%           | 1:1            | 1:0.9           | 96.47%        | 91.94%            | 4.53%               | 93.48%           | 6.52%             | 94.44%          | 73.77%            |
| Support                                       | 8,833          | 10,168         | 1:0.9        | 40.99%        | 59.01%          | 1:0.9          | 1:0.8           | 86.17%        | 34.58%            | 51.59%              | 66.41%           | 33.59%            | 84.40%          | 53.92%            |
| <b>General Support</b>                        | <b>10,089</b>  | <b>11,471</b>  | <b>1:0.9</b> | <b>47.16%</b> | <b>52.84%</b>   | <b>1:0.9</b>   | <b>1:0.8</b>    | <b>87.34%</b> | <b>41.09%</b>     | <b>46.25%</b>       | <b>69.49%</b>    | <b>30.51%</b>     | <b>86.71%</b>   | <b>54.12%</b>     |



### Employment Report by WTE, Headcount, Gender, Full-Time / Part-Time etc. SEP 2024

|                                  |               |               |              |               |               |              |              |               |               |               |               |               |               |               |
|----------------------------------|---------------|---------------|--------------|---------------|---------------|--------------|--------------|---------------|---------------|---------------|---------------|---------------|---------------|---------------|
| Ambulance Staff                  | 2,062         | 2,129         | 1:1          | 66.93%        | 33.07%        | 1:1          | 1:1          | 82.01%        | 58.34%        | 23.67%        | 99.62%        | 0.38%         | 99.79%        | 99.29%        |
| Care, other                      | 3,549         | 4,180         | 1:0.8        | 27.56%        | 72.44%        | 1:0.9        | 1:0.8        | 91.10%        | 24.09%        | 67.01%        | 67.20%        | 32.80%        | 77.52%        | 63.28%        |
| Health Care Assistants           | 20,600        | 23,838        | 1:0.9        | 26.22%        | 73.78%        | 1:0.9        | 1:0.8        | 88.45%        | 23.41%        | 65.03%        | 61.59%        | 38.41%        | 75.62%        | 56.60%        |
| Home Help                        | 3,645         | 5,225         | 1:0.7        | 6.56%         | 93.44%        | 1:0.8        | 1:0.7        | 85.44%        | 5.30%         | 80.13%        | 17.44%        | 82.56%        | 27.11%        | 16.76%        |
| <b>Patient &amp; Client Care</b> | <b>29,856</b> | <b>35,372</b> | <b>1:0.8</b> | <b>25.93%</b> | <b>74.07%</b> | <b>1:0.9</b> | <b>1:0.8</b> | <b>87.93%</b> | <b>22.92%</b> | <b>65.01%</b> | <b>58.02%</b> | <b>41.98%</b> | <b>77.80%</b> | <b>51.10%</b> |



### Employment Report by WTE, Headcount, Gender, Full-Time / Part-Time etc. SEP 2024

| SEP 2024   | WTE SEP 2024   | No. SEP 2024   | WTE : No     | Number Male % | Number Female % | Male WTE : No. | Female WTE : No | Perm Contract % | Perm Number Male % | Perm Number Female % | Full Time Count % | Part Time Count % | FT Count Male % | FT Count Female % |
|--|----------------|----------------|--------------|---------------|-----------------|----------------|-----------------|-----------------|--------------------|----------------------|-------------------|-------------------|-----------------|-------------------|
| <b>Total</b>                                     | <b>147,557</b> | <b>166,649</b> | <b>1:0.9</b> | <b>22.04%</b> | <b>77.96%</b>   | <b>1:0.9</b>   | <b>1:0.9</b>    | <b>85.47%</b>   | <b>17.42%</b>      | <b>68.04%</b>        | <b>73.85%</b>     | <b>26.15%</b>     | <b>88.33%</b>   | <b>69.76%</b>     |
| Acute Hospital Services                          | 78,353         | 86,408         | 1:0.9        | 22.94%        | 77.06%          | 1:1            | 1:0.9           | 82.52%          | 16.66%             | 65.86%               | 79.39%            | 20.61%            | 92.38%          | 75.52%            |
| <b>Acute Services</b>                            | <b>78,353</b>  | <b>86,408</b>  | <b>1:0.9</b> | <b>22.94%</b> | <b>77.06%</b>   | <b>1:1</b>     | <b>1:0.9</b>    | <b>82.52%</b>   | <b>16.66%</b>      | <b>65.86%</b>        | <b>79.39%</b>     | <b>20.61%</b>     | <b>92.38%</b>   | <b>75.52%</b>     |
| Community Health & Wellbeing                     | 365            | 416            | 1:0.9        | 13.94%        | 86.06%          | 1:0.9          | 1:0.9           | 90.14%          | 11.78%             | 78.37%               | 81.73%            | 18.27%            | 91.38%          | 80.17%            |
| Mental Health                                    | 10,651         | 11,726         | 1:0.9        | 26.65%        | 73.35%          | 1:1            | 1:0.9           | 84.80%          | 21.90%             | 62.90%               | 86.28%            | 13.72%            | 94.08%          | 83.44%            |
| Primary Care                                     | 12,998         | 15,541         | 1:0.8        | 13.24%        | 86.76%          | 1:0.9          | 1:0.8           | 87.92%          | 10.69%             | 77.23%               | 67.34%            | 32.66%            | 83.58%          | 64.86%            |
| Disabilities                                     | 21,179         | 25,119         | 1:0.8        | 20.36%        | 79.64%          | 1:0.9          | 1:0.8           | 88.18%          | 17.84%             | 70.34%               | 59.05%            | 40.95%            | 68.67%          | 56.59%            |
| Older People                                     | 13,975         | 16,821         | 1:0.8        | 14.66%        | 85.34%          | 1:0.9          | 1:0.8           | 90.70%          | 12.98%             | 77.71%               | 53.20%            | 46.80%            | 76.68%          | 49.17%            |
| CHO Operations                                   | 922            | 973            | 1:0.9        | 20.25%        | 79.75%          | 1:1            | 1:0.9           | 94.76%          | 18.81%             | 75.95%               | 93.42%            | 6.58%             | 98.98%          | 92.01%            |
| <b>Community Services</b>                        | <b>60,090</b>  | <b>70,596</b>  | <b>1:0.9</b> | <b>18.44%</b> | <b>81.56%</b>   | <b>1:0.9</b>   | <b>1:0.8</b>    | <b>88.26%</b>   | <b>15.76%</b>      | <b>72.50%</b>        | <b>64.61%</b>     | <b>35.39%</b>     | <b>79.20%</b>   | <b>61.31%</b>     |
| <b>National Services &amp; Central Functions</b> | <b>9,113</b>   | <b>9,645</b>   | <b>1:0.9</b> | <b>40.24%</b> | <b>59.76%</b>   | <b>1:1</b>     | <b>1:0.9</b>    | <b>91.43%</b>   | <b>36.44%</b>      | <b>54.98%</b>        | <b>91.92%</b>     | <b>8.08%</b>      | <b>98.30%</b>   | <b>87.63%</b>     |



### Employment Report by WTE, Headcount, Gender, Full-Time / Part-Time etc. SEP 2024

| SEP 2024   | WTE SEP 2024   | No. SEP 2024   | WTE : No     | Number Male % | Number Female % | Male WTE : No. | Female WTE : No | Perm Contract % | Perm Number Male % | Perm Number Female % | Full Time Count % | Part Time Count % | FT Count Male % | FT Count Female % |
|--|----------------|----------------|--------------|---------------|-----------------|----------------|-----------------|-----------------|--------------------|----------------------|-------------------|-------------------|-----------------|-------------------|
| <b>Total</b>                                     | <b>147,557</b> | <b>166,649</b> | <b>1:0.9</b> | <b>22.04%</b> | <b>77.96%</b>   | <b>1:0.9</b>   | <b>1:0.9</b>    | <b>85.47%</b>   | <b>17.42%</b>      | <b>68.04%</b>        | <b>73.85%</b>     | <b>26.15%</b>     | <b>88.33%</b>   | <b>69.76%</b>     |
| National Ambulance Service                       | 2,381          | 2,475          | 1:1          | 64.77%        | 35.23%          | 1:1            | 1:0.9           | 83.23%          | 56.81%             | 26.42%               | 99.27%            | 0.73%             | 99.81%          | 98.28%            |
| Children's Health Ireland                        | 4,517          | 5,115          | 1:0.9        | 16.89%        | 83.11%          | 1:1            | 1:0.9           | 78.26%          | 11.09%             | 67.17%               | 78.51%            | 21.49%            | 94.79%          | 75.21%            |
| Dublin Midlands Hospital Group                   | 15,072         | 16,551         | 1:0.9        | 23.38%        | 76.62%          | 1:1            | 1:0.9           | 82.48%          | 17.10%             | 65.39%               | 82.48%            | 17.52%            | 93.56%          | 79.10%            |
| Ireland East Hospital Group                      | 13,664         | 14,888         | 1:0.9        | 24.28%        | 75.72%          | 1:1            | 1:0.9           | 86.16%          | 19.84%             | 66.32%               | 80.31%            | 19.69%            | 92.34%          | 76.45%            |
| RCSI Hospitals Group                             | 17,235         | 18,896         | 1:0.9        | 24.42%        | 75.58%          | 1:1            | 1:0.9           | 84.88%          | 18.29%             | 66.59%               | 80.81%            | 19.19%            | 91.53%          | 77.34%            |
| Saolta University Hospital Care                  | 11,909         | 13,227         | 1:0.9        | 22.68%        | 77.32%          | 1:1            | 1:0.9           | 82.87%          | 15.70%             | 67.17%               | 77.33%            | 22.67%            | 92.73%          | 72.81%            |
| South/South West Hospital Group                  | 10,063         | 11,307         | 1:0.9        | 21.73%        | 78.27%          | 1:1            | 1:0.9           | 75.20%          | 13.61%             | 61.59%               | 72.77%            | 27.23%            | 89.09%          | 68.24%            |
| University of Limerick Hospital Group            | 5,785          | 6,310          | 1:0.9        | 21.95%        | 78.05%          | 1:1            | 1:0.9           | 82.49%          | 15.10%             | 67.39%               | 81.52%            | 18.48%            | 95.45%          | 77.60%            |
| other Acute Services                             | 109            | 114            | 1:1          | 17.54%        | 82.46%          | 1:1            | 1:1             | 97.37%          | 17.54%             | 79.82%               | 90.35%            | 9.65%             | 100.00%         | 88.30%            |
| <b>Acute Services</b>                            | <b>80,735</b>  | <b>88,883</b>  | <b>1:0.9</b> | <b>24.11%</b> | <b>75.89%</b>   | <b>1:1</b>     | <b>1:0.9</b>    | <b>82.54%</b>   | <b>17.78%</b>      | <b>64.76%</b>        | <b>79.94%</b>     | <b>20.06%</b>     | <b>92.93%</b>   | <b>75.81%</b>     |
| CHO 1  | 6,696          | 7,638          | 1:0.9        | 17.10%        | 82.90%          | 1:0.9          | 1:0.9           | 87.03%          | 14.76%             | 72.27%               | 64.52%            | 35.48%            | 81.78%          | 60.96%            |
| CHO 2  | 6,243          | 7,354          | 1:0.8        | 19.64%        | 80.36%          | 1:0.9          | 1:0.8           | 88.81%          | 16.36%             | 72.45%               | 64.44%            | 35.56%            | 76.18%          | 61.57%            |
| CHO 3  | 5,619          | 6,644          | 1:0.8        | 14.69%        | 85.31%          | 1:0.9          | 1:0.8           | 88.14%          | 12.58%             | 75.56%               | 58.79%            | 41.21%            | 73.05%          | 56.33%            |
| CHO 4  | 9,151          | 11,258         | 1:0.8        | 16.64%        | 83.36%          | 1:0.9          | 1:0.8           | 82.93%          | 12.98%             | 69.95%               | 58.59%            | 41.41%            | 76.08%          | 55.10%            |
| CHO 5  | 6,029          | 7,131          | 1:0.8        | 17.50%        | 82.50%          | 1:0.9          | 1:0.8           | 90.69%          | 14.67%             | 76.02%               | 60.38%            | 39.62%            | 75.08%          | 57.27%            |
| CHO 6  | 3,760          | 4,341          | 1:0.9        | 22.41%        | 77.59%          | 1:0.9          | 1:0.9           | 89.50%          | 19.70%             | 69.80%               | 74.59%            | 25.41%            | 86.84%          | 71.05%            |
| CHO 7  | 7,511          | 8,666          | 1:0.9        | 20.96%        | 79.04%          | 1:0.9          | 1:0.9           | 89.86%          | 18.59%             | 71.27%               | 72.57%            | 27.43%            | 84.91%          | 69.30%            |
| CHO 8  | 6,763          | 8,050          | 1:0.8        | 18.22%        | 81.78%          | 1:0.9          | 1:0.8           | 90.52%          | 15.96%             | 74.56%               | 61.58%            | 38.42%            | 70.48%          | 59.59%            |
| CHO 9  | 7,501          | 8,656          | 1:0.9        | 18.11%        | 81.89%          | 1:0.9          | 1:0.9           | 89.29%          | 16.06%             | 73.23%               | 67.56%            | 32.44%            | 83.99%          | 63.92%            |
| other Community Services                         | 817            | 858            | 1:1          | 40.33%        | 59.67%          | 1:1            | 1:0.9           | 91.49%          | 36.36%             | 55.13%               | 93.82%            | 6.18%             | 95.09%          | 92.97%            |
| <b>Community Services</b>                        | <b>60,090</b>  | <b>70,596</b>  | <b>1:0.9</b> | <b>18.44%</b> | <b>81.56%</b>   | <b>1:0.9</b>   | <b>1:0.8</b>    | <b>88.26%</b>   | <b>15.76%</b>      | <b>72.50%</b>        | <b>64.61%</b>     | <b>35.39%</b>     | <b>79.20%</b>   | <b>61.31%</b>     |
| <b>National Services &amp; Central Functions</b> | <b>6,732</b>   | <b>7,170</b>   | <b>1:0.9</b> | <b>31.77%</b> | <b>68.23%</b>   | <b>1:1</b>     | <b>1:0.9</b>    | <b>94.25%</b>   | <b>29.41%</b>      | <b>64.84%</b>        | <b>89.39%</b>     | <b>10.61%</b>     | <b>97.23%</b>   | <b>85.73%</b>     |



Employment Report by WTE, Headcount, Gender, Full-Time / Part-Time etc. SEP 2024

| Demographic by Hospital : SEP 2024    | WTE SEP 2024   | No. SEP 2024   | WTE : No     | Number Male % | Number Female % | Male WTE : No. | Female WTE : No | Perm Contract % | Perm Number Male % | Perm Number Female % | Full Time %   | Part Time %   | FT Count Male % | FT Count Female % |
|---------------------------------------|----------------|----------------|--------------|---------------|-----------------|----------------|-----------------|-----------------|--------------------|----------------------|---------------|---------------|-----------------|-------------------|
| <b>Total</b>                          | <b>147,557</b> | <b>166,649</b> | <b>1:0.9</b> | <b>22.04%</b> | <b>77.96%</b>   | <b>1:0.9</b>   | <b>1:0.9</b>    | <b>85.47%</b>   | <b>17.42%</b>      | <b>68.04%</b>        | <b>73.85%</b> | <b>26.15%</b> | <b>88.33%</b>   | <b>69.76%</b>     |
| <b>National Ambulance Service</b>     | <b>2,381</b>   | <b>2,475</b>   | <b>1:1</b>   | <b>64.77%</b> | <b>35.23%</b>   | <b>1:1</b>     | <b>1:0.9</b>    | <b>83.23%</b>   | <b>56.81%</b>      | <b>26.42%</b>        | <b>99.27%</b> | <b>0.73%</b>  | <b>99.81%</b>   | <b>98.28%</b>     |
| CHI Corporate                         | 50             | 50             | 1:1          | 34.00%        | 66.00%          | 1:1            | 1:1             | 78.00%          | 28.00%             | 50.00%               | 98.00%        | 2.00%         | 100.00%         | 96.97%            |
| CHI Programme                         | 183            | 188            | 1:1          | 39.89%        | 60.11%          | 1:1            | 1:1             | 36.17%          | 12.77%             | 23.40%               | 97.87%        | 2.13%         | 100.00%         | 96.46%            |
| CHI at Connolly                       | 139            | 162            | 1:0.9        | 12.96%        | 87.04%          | 1:1            | 1:0.8           | 90.12%          | 8.64%              | 81.48%               | 67.28%        | 32.72%        | 95.24%          | 63.12%            |
| CHI at Crumlin                        | 2,428          | 2,751          | 1:0.9        | 16.03%        | 83.97%          | 1:1            | 1:0.9           | 81.03%          | 11.34%             | 69.68%               | 76.99%        | 23.01%        | 94.56%          | 73.64%            |
| CHI at Tallaght                       | 330            | 365            | 1:0.9        | 13.97%        | 86.03%          | 1:1            | 1:0.9           | 76.44%          | 6.85%              | 69.59%               | 78.08%        | 21.92%        | 94.12%          | 75.48%            |
| CHI at Temple Street                  | 1,388          | 1,599          | 1:0.9        | 16.20%        | 83.80%          | 1:0.9          | 1:0.9           | 77.67%          | 11.13%             | 66.54%               | 79.49%        | 20.51%        | 93.44%          | 76.79%            |
| <b>Children's Health Ireland</b>      | <b>4,517</b>   | <b>5,115</b>   | <b>1:0.9</b> | <b>16.89%</b> | <b>83.11%</b>   | <b>1:1</b>     | <b>1:0.9</b>    | <b>78.26%</b>   | <b>11.09%</b>      | <b>67.17%</b>        | <b>78.51%</b> | <b>21.49%</b> | <b>94.79%</b>   | <b>75.21%</b>     |
| Coombe Women & Infants University     | 1,053          | 1,170          | 1:0.9        | 15.13%        | 84.87%          | 1:1            | 1:0.9           | 83.16%          | 10.60%             | 72.56%               | 74.27%        | 25.73%        | 93.22%          | 70.90%            |
| DMHG HQ                               | 74             | 79             | 1:0.9        | 15.19%        | 84.81%          | 1:0.9          | 1:0.9           | 84.81%          | 7.59%              | 77.22%               | 91.14%        | 8.86%         | 75.00%          | 94.03%            |
| MRH Mullingar                         | 1,171          | 1,285          | 1:0.9        | 19.46%        | 80.54%          | 1:1            | 1:0.9           | 82.02%          | 12.37%             | 69.65%               | 83.81%        | 16.19%        | 98.00%          | 80.39%            |
| MRH Portlaoise                        | 918            | 1,001          | 1:0.9        | 21.78%        | 78.22%          | 1:1            | 1:0.9           | 86.31%          | 14.49%             | 71.83%               | 79.42%        | 20.58%        | 97.71%          | 74.33%            |
| MRH Tullamore                         | 1,390          | 1,525          | 1:0.9        | 22.49%        | 77.51%          | 1:1            | 1:0.9           | 84.46%          | 16.07%             | 68.39%               | 83.21%        | 16.79%        | 95.92%          | 79.53%            |
| Naas General                          | 1,032          | 1,121          | 1:0.9        | 20.52%        | 79.48%          | 1:1            | 1:0.9           | 86.89%          | 16.86%             | 70.03%               | 83.23%        | 16.77%        | 95.65%          | 80.02%            |
| St. James's                           | 5,103          | 5,627          | 1:0.9        | 24.92%        | 75.08%          | 1:1            | 1:0.9           | 85.18%          | 19.30%             | 65.88%               | 84.65%        | 15.35%        | 94.01%          | 81.54%            |
| St. Luke's Rathgar                    | 561            | 596            | 1:0.9        | 30.03%        | 69.97%          | 1:1            | 1:0.9           | 75.50%          | 20.64%             | 54.87%               | 85.07%        | 14.93%        | 94.97%          | 80.82%            |
| Tallaght University                   | 3,770          | 4,147          | 1:0.9        | 25.51%        | 74.49%          | 1:0.9          | 1:0.9           | 76.90%          | 18.16%             | 58.74%               | 81.19%        | 18.81%        | 89.89%          | 78.21%            |
| <b>Dublin Midlands Hospital Group</b> | <b>15,072</b>  | <b>16,551</b>  | <b>1:0.9</b> | <b>23.38%</b> | <b>76.62%</b>   | <b>1:1</b>     | <b>1:0.9</b>    | <b>82.48%</b>   | <b>17.10%</b>      | <b>65.39%</b>        | <b>82.48%</b> | <b>17.52%</b> | <b>93.56%</b>   | <b>79.10%</b>     |
| IEHG Bank                             | 26             | 36             | 1:0.7        | 2.78%         | 97.22%          | 1:1            | 1:0.7           | 100.00%         | 2.78%              | 97.22%               | 11.11%        | 88.89%        |                 | 11.43%            |
| IEHG HQ                               | 62             | 66             | 1:0.9        | 15.15%        | 84.85%          | 1:1            | 1:0.9           | 93.94%          | 15.15%             | 78.79%               | 92.42%        | 7.58%         | 100.00%         | 91.07%            |
| Lourdes Orthopaedic Kilcreene         | 70             | 78             | 1:0.9        | 23.08%        | 76.92%          | 1:1            | 1:0.9           | 92.31%          | 15.38%             | 76.92%               | 55.13%        | 44.87%        | 94.44%          | 43.33%            |
| National Maternity                    | 1,012          | 1,113          | 1:0.9        | 16.26%        | 83.74%          | 1:1            | 1:0.9           | 77.09%          | 11.86%             | 65.23%               | 72.96%        | 27.04%        | 87.29%          | 70.17%            |
| National Rehabilitation               | 724            | 818            | 1:0.9        | 25.92%        | 74.08%          | 1:0.9          | 1:0.9           | 78.12%          | 19.19%             | 58.92%               | 78.00%        | 22.00%        | 84.43%          | 75.74%            |
| Royal Victoria Eye & Ear              | 386            | 438            | 1:0.9        | 28.54%        | 71.46%          | 1:0.9          | 1:0.9           | 80.59%          | 22.37%             | 58.22%               | 72.15%        | 27.85%        | 86.40%          | 66.45%            |
| South Tipperary General               | 1,199          | 1,336          | 1:0.9        | 19.16%        | 80.84%          | 1:1            | 1:0.9           | 73.05%          | 12.50%             | 60.55%               | 74.70%        | 25.30%        | 89.84%          | 71.11%            |
| St Luke's General Kilkenny            | 1,422          | 1,567          | 1:0.9        | 22.02%        | 77.98%          | 1:1            | 1:0.9           | 79.51%          | 14.42%             | 65.09%               | 76.07%        | 23.93%        | 95.36%          | 70.62%            |
| St. Columille's                       | 511            | 558            | 1:0.9        | 21.15%        | 78.85%          | 1:1            | 1:0.9           | 87.10%          | 19.18%             | 67.92%               | 81.72%        | 18.28%        | 92.37%          | 78.86%            |



### Employment Report by WTE, Headcount, Gender, Full-Time / Part-Time etc. SEP 2024

| Demographic by Hospital : SEP 2024     | WTE SEP 2024   | No. SEP 2024   | WTE : No     | Number Male % | Number Female % | Male WTE : No. | Female WTE : No | Perm Contract % | Perm Number Male % | Perm Number Female % | Full Time %   | Part Time %   | FT Count Male % | FT Count Female % |
|--|----------------|----------------|--------------|---------------|-----------------|----------------|-----------------|-----------------|--------------------|----------------------|---------------|---------------|-----------------|-------------------|
| <b>Total</b>                           | <b>147,557</b> | <b>166,649</b> | <b>1:0.9</b> | <b>22.04%</b> | <b>77.96%</b>   | <b>1:0.9</b>   | <b>1:0.9</b>    | <b>85.47%</b>   | <b>17.42%</b>      | <b>68.04%</b>        | <b>73.85%</b> | <b>26.15%</b> | <b>88.33%</b>   | <b>69.76%</b>     |
| St. Michael's                          | 402            | 451            | 1:0.9        | 24.17%        | 75.83%          | 1:0.9          | 1:0.9           | 94.01%          | 22.62%             | 71.40%               | 80.93%        | 19.07%        | 90.83%          | 77.78%            |
| St. Vincent's University               | 3,813          | 4,032          | 1:0.9        | 30.53%        | 69.47%          | 1:1            | 1:0.9           | 98.34%          | 29.96%             | 68.38%               | 87.20%        | 12.80%        | 92.77%          | 84.76%            |
| UH Waterford                           | 2,805          | 3,045          | 1:0.9        | 23.05%        | 76.95%          | 1:1            | 1:0.9           | 83.09%          | 16.35%             | 66.73%               | 81.74%        | 18.26%        | 94.16%          | 78.02%            |
| Wexford General                        | 1,232          | 1,350          | 1:0.9        | 22.74%        | 77.26%          | 1:1            | 1:0.9           | 87.41%          | 17.48%             | 69.93%               | 78.96%        | 21.04%        | 96.42%          | 73.83%            |
| <b>Ireland East Hospital Group</b>     | <b>13,664</b>  | <b>14,888</b>  | <b>1:0.9</b> | <b>24.28%</b> | <b>75.72%</b>   | <b>1:1</b>     | <b>1:0.9</b>    | <b>86.16%</b>   | <b>19.84%</b>      | <b>66.32%</b>        | <b>80.31%</b> | <b>19.69%</b> | <b>92.34%</b>   | <b>76.45%</b>     |
| Beaumont                               | 4,536          | 4,917          | 1:0.9        | 28.07%        | 71.93%          | 1:1            | 1:0.9           | 85.70%          | 21.33%             | 64.37%               | 79.93%        | 20.07%        | 90.14%          | 75.94%            |
| Cappagh National Orthopaedic           | 539            | 600            | 1:0.9        | 23.67%        | 76.33%          | 1:1            | 1:0.9           | 89.67%          | 19.17%             | 70.50%               | 72.50%        | 27.50%        | 90.85%          | 66.81%            |
| Cavan General                          | 1,308          | 1,460          | 1:0.9        | 19.38%        | 80.62%          | 1:1            | 1:0.9           | 85.89%          | 13.63%             | 72.26%               | 75.96%        | 24.04%        | 93.64%          | 71.71%            |
| Connolly                               | 1,628          | 1,771          | 1:0.9        | 24.11%        | 75.89%          | 1:1            | 1:0.9           | 86.28%          | 19.93%             | 66.35%               | 84.87%        | 15.13%        | 94.61%          | 81.77%            |
| Louth County                           | 297            | 332            | 1:0.9        | 19.58%        | 80.42%          | 1:1            | 1:0.9           | 98.80%          | 18.98%             | 79.82%               | 71.39%        | 28.61%        | 93.85%          | 65.92%            |
| Mater Misericordiae University         | 4,350          | 4,754          | 1:0.9        | 26.53%        | 73.47%          | 1:0.9          | 1:0.9           | 79.93%          | 18.53%             | 61.40%               | 83.91%        | 16.09%        | 88.42%          | 82.28%            |
| Monaghan                               | 179            | 210            | 1:0.9        | 9.52%         | 90.48%          | 1:0.9          | 1:0.8           | 98.57%          | 9.05%              | 89.52%               | 60.95%        | 39.05%        | 75.00%          | 59.47%            |
| Our Lady of Lourdes                    | 2,624          | 2,837          | 1:0.9        | 22.77%        | 77.23%          | 1:1            | 1:0.9           | 86.29%          | 17.06%             | 69.23%               | 84.67%        | 15.33%        | 97.21%          | 80.97%            |
| Our Lady's Navan                       | 680            | 760            | 1:0.9        | 25.26%        | 74.74%          | 1:1            | 1:0.9           | 88.82%          | 18.29%             | 70.53%               | 73.03%        | 26.97%        | 91.67%          | 66.73%            |
| RCSI HQ                                | 66             | 68             | 1:1          | 19.12%        | 80.88%          | 1:1            | 1:1             | 92.65%          | 16.18%             | 76.47%               | 95.59%        | 4.41%         | 100.00%         | 94.55%            |
| Rotunda                                | 1,027          | 1,187          | 1:0.9        | 15.59%        | 84.41%          | 1:0.9          | 1:0.8           | 82.81%          | 12.05%             | 70.77%               | 77.17%        | 22.83%        | 93.51%          | 74.15%            |
| <b>RCSI Hospitals Group</b>            | <b>17,235</b>  | <b>18,896</b>  | <b>1:0.9</b> | <b>24.42%</b> | <b>75.58%</b>   | <b>1:1</b>     | <b>1:0.9</b>    | <b>84.88%</b>   | <b>18.29%</b>      | <b>66.59%</b>        | <b>80.81%</b> | <b>19.19%</b> | <b>91.53%</b>   | <b>77.34%</b>     |
| Galway University                      | 4,449          | 4,923          | 1:0.9        | 23.14%        | 76.86%          | 1:1            | 1:0.9           | 81.19%          | 15.58%             | 65.61%               | 80.82%        | 19.18%        | 93.42%          | 77.03%            |
| Letterkenny University                 | 2,198          | 2,449          | 1:0.9        | 23.48%        | 76.52%          | 1:1            | 1:0.9           | 81.75%          | 16.21%             | 65.54%               | 71.58%        | 28.42%        | 89.74%          | 66.01%            |
| Mayo University                        | 1,486          | 1,657          | 1:0.9        | 21.42%        | 78.58%          | 1:1            | 1:0.9           | 85.15%          | 14.48%             | 70.67%               | 78.33%        | 21.67%        | 95.21%          | 73.73%            |
| Portiuncula University                 | 1,064          | 1,184          | 1:0.9        | 20.86%        | 79.14%          | 1:1            | 1:0.9           | 83.70%          | 13.51%             | 70.19%               | 72.38%        | 27.62%        | 90.69%          | 67.56%            |
| Roscommon University                   | 455            | 508            | 1:0.9        | 19.29%        | 80.71%          | 1:1            | 1:0.9           | 83.66%          | 14.37%             | 69.29%               | 75.00%        | 25.00%        | 94.90%          | 70.24%            |
| Saolta HG HQ                           | 109            | 114            | 1:1          | 19.30%        | 80.70%          | 1:1            | 1:1             | 85.96%          | 15.79%             | 70.18%               | 94.74%        | 5.26%         | 100.00%         | 93.48%            |
| Sligo University                       | 2,147          | 2,392          | 1:0.9        | 23.58%        | 76.42%          | 1:1            | 1:0.9           | 85.16%          | 17.60%             | 67.56%               | 77.42%        | 22.58%        | 93.09%          | 72.59%            |
| <b>Saolta University Hospital Care</b> | <b>11,909</b>  | <b>13,227</b>  | <b>1:0.9</b> | <b>22.68%</b> | <b>77.32%</b>   | <b>1:1</b>     | <b>1:0.9</b>    | <b>82.87%</b>   | <b>15.70%</b>      | <b>67.17%</b>        | <b>77.33%</b> | <b>22.67%</b> | <b>92.73%</b>   | <b>72.81%</b>     |
| Bantry General                         | 325            | 373            | 1:0.9        | 15.28%        | 84.72%          | 1:0.9          | 1:0.9           | 88.47%          | 11.26%             | 77.21%               | 67.29%        | 32.71%        | 89.47%          | 63.29%            |
| Cork University                        | 5,298          | 5,917          | 1:0.9        | 23.39%        | 76.61%          | 1:1            | 1:0.9           | 70.19%          | 13.35%             | 56.84%               | 75.43%        | 24.57%        | 89.23%          | 71.21%            |
| Mallow General                         | 353            | 397            | 1:0.9        | 14.86%        | 85.14%          | 1:0.9          | 1:0.9           | 72.54%          | 8.06%              | 64.48%               | 71.79%        | 28.21%        | 91.53%          | 68.34%            |





### Employment Report by WTE, Headcount, Gender, Full-Time / Part-Time etc. SEP 2024

| Demographic by Hospital : SEP 2024               | WTE SEP 2024   | No. SEP 2024   | WTE : No     | Number Male % | Number Female % | Male WTE : No. | Female WTE : No | Perm Contract % | Perm Number Male % | Perm Number Female % | Full Time %   | Part Time %   | FT Count Male % | FT Count Female % |
|--|----------------|----------------|--------------|---------------|-----------------|----------------|-----------------|-----------------|--------------------|----------------------|---------------|---------------|-----------------|-------------------|
| <b>Total</b>                                     | <b>147,557</b> | <b>166,649</b> | <b>1:0.9</b> | <b>22.04%</b> | <b>77.96%</b>   | <b>1:0.9</b>   | <b>1:0.9</b>    | <b>85.47%</b>   | <b>17.42%</b>      | <b>68.04%</b>        | <b>73.85%</b> | <b>26.15%</b> | <b>88.33%</b>   | <b>69.76%</b>     |
| Mercy University                                 | 1,504          | 1,683          | 1:0.9        | 21.33%        | 78.67%          | 1:1            | 1:0.9           | 84.55%          | 16.70%             | 67.86%               | 73.14%        | 26.86%        | 93.31%          | 67.67%            |
| SSWHG HQ   | 90             | 96             | 1:0.9        | 21.88%        | 78.13%          | 1:1            | 1:0.9           | 90.63%          | 18.75%             | 71.88%               | 91.67%        | 8.33%         | 100.00%         | 89.33%            |
| South Infirmary Victoria University              | 963            | 1,117          | 1:0.9        | 19.96%        | 80.04%          | 1:0.9          | 1:0.8           | 72.16%          | 12.35%             | 59.80%               | 55.95%        | 44.05%        | 74.89%          | 51.23%            |
| UH Kerry   | 1,529          | 1,724          | 1:0.9        | 20.53%        | 79.47%          | 1:1            | 1:0.9           | 82.13%          | 13.81%             | 68.33%               | 74.54%        | 25.46%        | 92.09%          | 70.00%            |
| <b>South/South West Hospital Group</b>           | <b>10,063</b>  | <b>11,307</b>  | <b>1:0.9</b> | <b>21.73%</b> | <b>78.27%</b>   | <b>1:1</b>     | <b>1:0.9</b>    | <b>75.20%</b>   | <b>13.61%</b>      | <b>61.59%</b>        | <b>72.77%</b> | <b>27.23%</b> | <b>89.09%</b>   | <b>68.24%</b>     |
| Croom Orthopaedic                                | 309            | 335            | 1:0.9        | 24.48%        | 75.52%          | 1:1            | 1:0.9           | 86.87%          | 17.91%             | 68.96%               | 79.40%        | 20.60%        | 95.12%          | 74.31%            |
| Ennis  | 285            | 323            | 1:0.9        | 17.65%        | 82.35%          | 1:1            | 1:0.9           | 88.85%          | 13.31%             | 75.54%               | 70.59%        | 29.41%        | 87.72%          | 66.92%            |
| Nenagh   | 342            | 378            | 1:0.9        | 15.61%        | 84.39%          | 1:1            | 1:0.9           | 91.80%          | 11.64%             | 80.16%               | 72.22%        | 27.78%        | 100.00%         | 67.08%            |
| St. John's Limerick                              | 403            | 442            | 1:0.9        | 17.65%        | 82.35%          | 1:1            | 1:0.9           | 89.37%          | 12.44%             | 76.92%               | 76.02%        | 23.98%        | 93.59%          | 72.25%            |
| UH Limerick                                      | 4,011          | 4,336          | 1:0.9        | 24.42%        | 75.58%          | 1:1            | 1:0.9           | 80.42%          | 16.56%             | 63.86%               | 84.69%        | 15.31%        | 95.85%          | 81.08%            |
| ULHG HQ  | 15             | 16             | 1:0.9        | 25.00%        | 75.00%          | 1:0.9          | 1:0.9           | 100.00%         | 25.00%             | 75.00%               | 100.00%       |               | 100.00%         | 100.00%           |
| UMH Limerick                                     | 421            | 480            | 1:0.9        | 9.58%         | 90.42%          | 1:1            | 1:0.9           | 79.58%          | 6.04%              | 73.54%               | 73.54%        | 26.46%        | 93.48%          | 71.43%            |
| <b>University of Limerick Hospital Group</b>     | <b>5,785</b>   | <b>6,310</b>   | <b>1:0.9</b> | <b>21.95%</b> | <b>78.05%</b>   | <b>1:1</b>     | <b>1:0.9</b>    | <b>82.49%</b>   | <b>15.10%</b>      | <b>67.39%</b>        | <b>81.52%</b> | <b>18.48%</b> | <b>95.45%</b>   | <b>77.60%</b>     |
| Other Acute                                      | 109            | 114            | 1:1          | 17.54%        | 82.46%          | 1:1            | 1:1             | 97.37%          | 17.54%             | 79.82%               | 90.35%        | 9.65%         | 100.00%         | 88.30%            |
| <b>other Acute Services</b>                      | <b>109</b>     | <b>114</b>     | <b>1:1</b>   | <b>17.54%</b> | <b>82.46%</b>   | <b>1:1</b>     | <b>1:1</b>      | <b>97.37%</b>   | <b>17.54%</b>      | <b>79.82%</b>        | <b>90.35%</b> | <b>9.65%</b>  | <b>100.00%</b>  | <b>88.30%</b>     |
| <b>Acute Services</b>                            | <b>80,735</b>  | <b>88,883</b>  | <b>1:0.9</b> | <b>24.11%</b> | <b>75.89%</b>   | <b>1:1</b>     | <b>1:0.9</b>    | <b>82.54%</b>   | <b>17.78%</b>      | <b>64.76%</b>        | <b>79.94%</b> | <b>20.06%</b> | <b>92.93%</b>   | <b>75.81%</b>     |
| <b>CHO 1</b>                                     | <b>6,696</b>   | <b>7,638</b>   | <b>1:0.9</b> | <b>17.10%</b> | <b>82.90%</b>   | <b>1:0.9</b>   | <b>1:0.9</b>    | <b>87.03%</b>   | <b>14.76%</b>      | <b>72.27%</b>        | <b>64.52%</b> | <b>35.48%</b> | <b>81.78%</b>   | <b>60.96%</b>     |
| <b>CHO 2</b>                                     | <b>6,243</b>   | <b>7,354</b>   | <b>1:0.8</b> | <b>19.64%</b> | <b>80.36%</b>   | <b>1:0.9</b>   | <b>1:0.8</b>    | <b>88.81%</b>   | <b>16.36%</b>      | <b>72.45%</b>        | <b>64.44%</b> | <b>35.56%</b> | <b>76.18%</b>   | <b>61.57%</b>     |
| <b>CHO 3</b>                                     | <b>5,619</b>   | <b>6,644</b>   | <b>1:0.8</b> | <b>14.69%</b> | <b>85.31%</b>   | <b>1:0.9</b>   | <b>1:0.8</b>    | <b>88.14%</b>   | <b>12.58%</b>      | <b>75.56%</b>        | <b>58.79%</b> | <b>41.21%</b> | <b>73.05%</b>   | <b>56.33%</b>     |
| <b>CHO 4</b>                                     | <b>9,151</b>   | <b>11,258</b>  | <b>1:0.8</b> | <b>16.64%</b> | <b>83.36%</b>   | <b>1:0.9</b>   | <b>1:0.8</b>    | <b>82.93%</b>   | <b>12.98%</b>      | <b>69.95%</b>        | <b>58.59%</b> | <b>41.41%</b> | <b>76.08%</b>   | <b>55.10%</b>     |
| <b>CHO 5</b>                                     | <b>6,029</b>   | <b>7,131</b>   | <b>1:0.8</b> | <b>17.50%</b> | <b>82.50%</b>   | <b>1:0.9</b>   | <b>1:0.8</b>    | <b>90.69%</b>   | <b>14.67%</b>      | <b>76.02%</b>        | <b>60.38%</b> | <b>39.62%</b> | <b>75.08%</b>   | <b>57.27%</b>     |
| <b>CHO 6</b>                                     | <b>3,760</b>   | <b>4,341</b>   | <b>1:0.9</b> | <b>22.41%</b> | <b>77.59%</b>   | <b>1:0.9</b>   | <b>1:0.9</b>    | <b>89.50%</b>   | <b>19.70%</b>      | <b>69.80%</b>        | <b>74.59%</b> | <b>25.41%</b> | <b>86.84%</b>   | <b>71.05%</b>     |
| <b>CHO 7</b>                                     | <b>7,511</b>   | <b>8,666</b>   | <b>1:0.9</b> | <b>20.96%</b> | <b>79.04%</b>   | <b>1:0.9</b>   | <b>1:0.9</b>    | <b>89.86%</b>   | <b>18.59%</b>      | <b>71.27%</b>        | <b>72.57%</b> | <b>27.43%</b> | <b>84.91%</b>   | <b>69.30%</b>     |
| <b>CHO 8</b>                                     | <b>6,763</b>   | <b>8,050</b>   | <b>1:0.8</b> | <b>18.22%</b> | <b>81.78%</b>   | <b>1:0.9</b>   | <b>1:0.8</b>    | <b>90.52%</b>   | <b>15.96%</b>      | <b>74.56%</b>        | <b>61.58%</b> | <b>38.42%</b> | <b>70.48%</b>   | <b>59.59%</b>     |
| <b>CHO 9</b>                                     | <b>7,501</b>   | <b>8,656</b>   | <b>1:0.9</b> | <b>18.11%</b> | <b>81.89%</b>   | <b>1:0.9</b>   | <b>1:0.9</b>    | <b>89.29%</b>   | <b>16.06%</b>      | <b>73.23%</b>        | <b>67.56%</b> | <b>32.44%</b> | <b>83.99%</b>   | <b>63.92%</b>     |
| <b>other Community Services</b>                  | <b>817</b>     | <b>858</b>     | <b>1:1</b>   | <b>40.33%</b> | <b>59.67%</b>   | <b>1:1</b>     | <b>1:0.9</b>    | <b>91.49%</b>   | <b>36.36%</b>      | <b>55.13%</b>        | <b>93.82%</b> | <b>6.18%</b>  | <b>95.09%</b>   | <b>92.97%</b>     |
| <b>Community Services</b>                        | <b>60,090</b>  | <b>70,596</b>  | <b>1:0.9</b> | <b>18.44%</b> | <b>81.56%</b>   | <b>1:0.9</b>   | <b>1:0.8</b>    | <b>88.26%</b>   | <b>15.76%</b>      | <b>72.50%</b>        | <b>64.61%</b> | <b>35.39%</b> | <b>79.20%</b>   | <b>61.31%</b>     |
| <b>National Services &amp; Central Functions</b> | <b>6,732</b>   | <b>7,170</b>   | <b>1:0.9</b> | <b>31.77%</b> | <b>68.23%</b>   | <b>1:1</b>     | <b>1:0.9</b>    | <b>94.25%</b>   | <b>29.41%</b>      | <b>64.84%</b>        | <b>89.39%</b> | <b>10.61%</b> | <b>97.23%</b>   | <b>85.73%</b>     |



Month-on-Month Summary CG

| WTE change since AUG 2024                     | % WTE change since AUG 2024 | WTE change since AUG 2024 | Acute Hospital Services | Acute Services | Community Health & Wellbeing | Mental Health | Primary Care | Disabilities | Older People | CHO Operations | Community Services | Health & Well-being | Corporate Centre | National Services and Schemes | National Services & Central Functions |
|---|-----------------------------|---------------------------|-------------------------|----------------|------------------------------|---------------|--------------|--------------|--------------|----------------|--------------------|---------------------|------------------|-------------------------------|---------------------------------------|
| <b>Total</b>                                  | -0.1%                       | -156.9                    | -145.9                  | -145.9         | +3.1                         | -19.9         | -70.6        | +124.6       | -49.2        | -12.8          | -24.9              | +4.1                | +8.4             | +1.4                          | +13.9                                 |
| Consultants                                   | +0.7%                       | +32.8                     | +27.7                   | +27.7          |                              | +3.8          | -2.1         | +0.7         | -0.6         |                | +1.8               |                     | +3.2             | +0.0                          | +3.2                                  |
| Registrars                                    | +0.6%                       | +31.5                     | +29.1                   | +29.1          |                              | +4.7          | -2.3         | +1.3         | +0.0         |                | +3.8               |                     | -1.3             |                               | -1.3                                  |
| SHO/ Interns                                  | +2.0%                       | +81.0                     | +70.5                   | +70.5          |                              | +8.6          | +1.1         | -0.0         | +0.9         |                | +10.5              |                     | +0.0             |                               | +0.0                                  |
| Medical/ Dental, other                        | +0.5%                       | +3.7                      | +3.2                    | +3.2           |                              | +0.0          | -0.1         | +0.0         | +0.6         |                | +0.5               | +0.0                | -0.0             | +0.0                          | -0.0                                  |
| <b>Medical &amp; Dental</b>                   | <b>+1.1%</b>                | <b>+149.0</b>             | <b>+130.5</b>           | <b>+130.5</b>  |                              | <b>+17.1</b>  | <b>-3.4</b>  | <b>+2.0</b>  | <b>+0.9</b>  |                | <b>+16.6</b>       | <b>+0.0</b>         | <b>+1.9</b>      | <b>+0.0</b>                   | <b>+1.9</b>                           |
| Nurse/ Midwife Manager                        | -0.4%                       | -39.3                     | -33.9                   | -33.9          | +0.0                         | -13.3         | -0.1         | +8.4         | -4.1         | -0.0           | -9.1               | -0.0                | +3.6             | +0.2                          | +3.8                                  |
| Nurse/ Midwife Specialist & AN/MP             | -0.1%                       | -2.9                      | +12.7                   | +12.7          | -0.4                         | -11.9         | -3.1         | +1.7         | -1.2         | -0.2           | -15.3              |                     | -0.3             |                               | -0.3                                  |
| Staff Nurse/ Staff Midwife                    | -0.7%                       | -222.7                    | -169.3                  | -169.3         | +0.0                         | -8.5          | -44.7        | +4.1         | -2.0         | +0.0           | -51.2              |                     | -2.2             |                               | -2.2                                  |
| Public Health Nurse                           | +1.5%                       | +22.3                     |                         |                |                              |               | +23.3        | -0.9         | -0.2         |                | +22.2              | +0.1                | +0.0             |                               | +0.1                                  |
| Nursing/ Midwifery Student                    | +5.4%                       | +49.4                     | +8.6                    | +8.6           |                              | +25.7         | +34.8        | -21.1        | +1.3         |                | +40.8              |                     |                  |                               |                                       |
| Nursing/ Midwifery other                      | +0.9%                       | +3.0                      | +3.7                    | +3.7           |                              | -0.1          | -0.5         | -0.1         | -0.0         |                | -0.7               |                     | +0.0             |                               | +0.0                                  |
| <b>Nursing &amp; Midwifery</b>                | <b>-0.4%</b>                | <b>-190.2</b>             | <b>-178.2</b>           | <b>-178.2</b>  | <b>-0.4</b>                  | <b>-8.1</b>   | <b>+9.6</b>  | <b>-8.0</b>  | <b>-6.1</b>  | <b>-0.2</b>    | <b>-13.3</b>       | <b>+0.1</b>         | <b>+1.1</b>      | <b>+0.2</b>                   | <b>+1.3</b>                           |
| Therapy Professions                           | +0.6%                       | +37.5                     | +26.2                   | +26.2          | +0.1                         | -0.5          | -10.8        | +18.4        | +6.1         | +0.0           | +13.3              | +0.3                | -2.3             |                               | -2.0                                  |
| Health Science/ Diagnostics                   | 0.0%                        | -1.6                      | -4.3                    | -4.3           |                              |               | -3.1         | +0.2         | +0.2         |                | -2.8               | +2.4                | +3.0             |                               | +5.4                                  |
| Social Care                                   | +0.1%                       | +1.9                      | -0.1                    | -0.1           |                              | -0.9          | +0.9         | +2.0         | +0.0         |                | +2.0               |                     |                  |                               |                                       |
| Social Workers                                | 0.0%                        | -0.4                      | -1.2                    | -1.2           |                              | -1.5          | -1.2         | +3.7         | +0.4         | -0.8           | +0.7               |                     | +0.1             |                               | +0.1                                  |
| Psychologists                                 | +0.8%                       | +9.3                      | +4.5                    | +4.5           |                              | -2.5          | +1.4         | +6.2         | -0.2         |                | +4.8               | +0.0                | +0.0             |                               | +0.0                                  |
| Pharmacy                                      | +1.3%                       | +19.3                     | +16.7                   | +16.7          |                              | -0.3          | -0.4         | +1.1         | -0.2         | +0.7           | +1.0               |                     | +1.5             | +0.0                          | +1.5                                  |
| H&SC, Other                                   | +0.1%                       | +1.3                      | -3.5                    | -3.5           | -0.3                         | -2.2          | -0.6         | -1.0         | -0.6         | +0.0           | -4.8               | +1.7                | +2.7             | +5.2                          | +9.5                                  |
| <b>Health &amp; Social Care Professionals</b> | <b>+0.3%</b>                | <b>+67.3</b>              | <b>+38.4</b>            | <b>+38.4</b>   | <b>-0.2</b>                  | <b>-7.9</b>   | <b>-13.8</b> | <b>+30.6</b> | <b>+5.7</b>  | <b>-0.1</b>    | <b>+14.3</b>       | <b>+4.3</b>         | <b>+5.1</b>      | <b>+5.2</b>                   | <b>+14.6</b>                          |
| Management (VIII & above)                     | +0.2%                       | +5.8                      | -6.6                    | -6.6           | +1.9                         | -0.4          | -0.0         | +1.4         | +0.1         | -11.1          | -8.1               | -1.2                | +20.5            | +1.1                          | +20.4                                 |
| Administrative/ Supervisory (V to VII)        | +0.1%                       | +8.8                      | +4.5                    | +4.5           | +0.1                         | -1.0          | -1.6         | +7.5         | -0.2         | -3.3           | +1.5               | +0.9                | -5.8             | +7.7                          | +2.8                                  |
| Clerical (III & IV)                           | -0.7%                       | -96.6                     | -52.3                   | -52.3          | +0.4                         | -9.9          | -19.1        | +5.2         | -5.3         | +3.2           | -25.5              | +0.0                | -16.1            | -2.8                          | -18.8                                 |
| <b>Management &amp; Administrative</b>        | <b>-0.3%</b>                | <b>-82.0</b>              | <b>-54.3</b>            | <b>-54.3</b>   | <b>+2.4</b>                  | <b>-11.3</b>  | <b>-20.7</b> | <b>+14.1</b> | <b>-5.4</b>  | <b>-11.2</b>   | <b>-32.1</b>       | <b>-0.2</b>         | <b>-1.4</b>      | <b>+6.0</b>                   | <b>+4.4</b>                           |
| Support                                       | -0.7%                       | -59.9                     | -59.7                   | -59.7          |                              | -1.2          | -8.2         | +10.9        | -3.7         | -0.5           | -2.6               | +0.0                | +2.6             | -0.3                          | +2.3                                  |
| Maintenance/ Technical                        | +0.4%                       | +5.0                      | +6.8                    | +6.8           |                              | -0.1          | +0.6         | -0.5         | -0.2         | -0.7           | -0.9               |                     | -0.9             | +0.0                          | -0.9                                  |
| <b>General Support</b>                        | <b>-0.5%</b>                | <b>-54.9</b>              | <b>-52.9</b>            | <b>-52.9</b>   |                              | <b>-1.3</b>   | <b>-7.5</b>  | <b>+10.5</b> | <b>-3.9</b>  | <b>-1.2</b>    | <b>-3.5</b>        | <b>+0.0</b>         | <b>+1.7</b>      | <b>-0.3</b>                   | <b>+1.4</b>                           |
| Health Care Assistants                        | -0.2%                       | -48.7                     | -27.3                   | -27.3          | +0.0                         | -8.2          | -26.8        | +41.5        | -27.7        |                | -21.2              | +0.0                | -0.0             | -0.1                          | -0.1                                  |
| Home Help                                     | -0.5%                       | -19.0                     |                         |                |                              |               | -0.7         | +0.6         | -18.9        |                | -19.0              |                     |                  |                               |                                       |
| Ambulance Staff                               | -0.5%                       | -10.3                     |                         |                |                              |               |              |              |              |                |                    |                     |                  | -10.3                         | -10.3                                 |
| Care, other                                   | +0.9%                       | +31.8                     | -2.2                    | -2.2           | +1.3                         | -0.2          | -7.4         | +33.3        | +6.3         |                | +33.3              | +0.0                |                  | +0.6                          | +0.6                                  |
| <b>Patient &amp; Client Care</b>              | <b>-0.2%</b>                | <b>-46.2</b>              | <b>-29.5</b>            | <b>-29.5</b>   | <b>+1.3</b>                  | <b>-8.4</b>   | <b>-34.9</b> | <b>+75.5</b> | <b>-40.3</b> |                | <b>-6.9</b>        | <b>+0.0</b>         | <b>-0.0</b>      | <b>-9.7</b>                   | <b>-9.7</b>                           |



Year-to-Date Summary CG

| WTE change since DEC 2023                     | % WTE change since DEC 2023 | WTE change since DEC 2023 | Acute Hospital Services | Acute Services  | Community Health & Wellbeing | Mental Health | Primary Care  | Disabilities  | Older People  | CHO Operations | Community Services | Health & Well-being | Corporate Centre | National Services and Schemes | National Services & Central Functions |
|---|-----------------------------|---------------------------|-------------------------|-----------------|------------------------------|---------------|---------------|---------------|---------------|----------------|--------------------|---------------------|------------------|-------------------------------|---------------------------------------|
| <b>Total</b>                                  | <b>+1.1%</b>                | <b>+1,571.8</b>           | <b>+1,096.7</b>         | <b>+1,096.7</b> | <b>-25.1</b>                 | <b>-187.1</b> | <b>+367.7</b> | <b>+614.5</b> | <b>-179.3</b> | <b>-67.1</b>   | <b>+523.6</b>      | <b>-412.1</b>       | <b>+334.4</b>    | <b>+29.3</b>                  | <b>-48.4</b>                          |
| Consultants                                   | +5.8%                       | +245.4                    | +212.3                  | <b>+212.3</b>   |                              | +12.1         | +0.3          | -4.0          | -0.8          |                | +7.7               | -41.8               | +67.2            | +0.0                          | <b>+25.5</b>                          |
| Registrars                                    | +5.8%                       | +271.1                    | +194.7                  | <b>+194.7</b>   |                              | +10.1         | +61.2         | +3.0          | +4.0          |                | <b>+78.3</b>       | -29.4               | +27.5            |                               | <b>-1.9</b>                           |
| SHO/ Interns                                  | +2.5%                       | +103.4                    | +78.4                   | <b>+78.4</b>    |                              | +14.8         | +10.6         | -4.2          | +2.9          |                | <b>+24.1</b>       |                     | +1.0             |                               | <b>+1.0</b>                           |
| Medical/ Dental, other                        | -5.7%                       | -45.0                     | +10.8                   | <b>+10.8</b>    |                              | +0.0          | -25.2         | -0.7          | -7.3          |                | <b>-33.2</b>       | -55.0               | +32.4            | +0.0                          | <b>-22.6</b>                          |
| <b>Medical &amp; Dental</b>                   | <b>+4.2%</b>                | <b>+574.9</b>             | <b>+496.1</b>           | <b>+496.1</b>   |                              | <b>+36.9</b>  | <b>+46.9</b>  | <b>-5.8</b>   | <b>-1.2</b>   |                | <b>+76.8</b>       | <b>-126.2</b>       | <b>+128.1</b>    | <b>+0.0</b>                   | <b>+2.0</b>                           |
| Nurse/ Midwife Manager                        | -0.5%                       | -51.6                     | -18.7                   | <b>-18.7</b>    | -1.6                         | -74.0         | +58.0         | -12.1         | +2.5          | -1.8           | <b>-29.1</b>       | -33.2               | +25.0            | +4.4                          | <b>-3.9</b>                           |
| Nurse/ Midwife Specialist & AN/MP             | +6.1%                       | +219.0                    | +108.2                  | <b>+108.2</b>   | +2.5                         | +11.7         | +98.5         | +0.1          | -0.3          | +0.7           | <b>+113.2</b>      | -1.9                | -0.4             |                               | <b>-2.4</b>                           |
| Staff Nurse/ Staff Midwife                    | +1.9%                       | +573.7                    | +466.1                  | <b>+466.1</b>   | +0.0                         | -48.8         | +138.2        | -2.6          | +22.2         | -0.4           | <b>+108.6</b>      | -19.3               | +18.3            |                               | <b>-1.1</b>                           |
| Public Health Nurse                           | +0.1%                       | +1.6                      |                         |                 |                              |               | +2.7          | -0.7          | -0.5          |                | <b>+1.5</b>        | +0.1                | +0.0             |                               | <b>+0.1</b>                           |
| Nursing/ Midwifery Student                    | +71.4%                      | +403.0                    | +319.3                  | <b>+319.3</b>   |                              | +118.9        | -55.6         | +25.9         | -5.5          |                | <b>+83.6</b>       |                     |                  |                               |                                       |
| Nursing/ Midwifery other                      | +0.5%                       | +1.7                      | +4.7                    | <b>+4.7</b>     |                              | +3.1          | +4.3          | -2.7          | -0.9          |                | <b>+3.8</b>        |                     | -6.7             |                               | <b>-6.7</b>                           |
| <b>Nursing &amp; Midwifery</b>                | <b>+2.5%</b>                | <b>+1,147.5</b>           | <b>+879.7</b>           | <b>+879.7</b>   | <b>+1.0</b>                  | <b>+10.9</b>  | <b>+246.1</b> | <b>+7.9</b>   | <b>+17.4</b>  | <b>-1.5</b>    | <b>+281.7</b>      | <b>-54.3</b>        | <b>+36.0</b>     | <b>+4.4</b>                   | <b>-13.9</b>                          |
| Therapy Professions                           | -0.1%                       | -6.6                      | +47.6                   | <b>+47.6</b>    | -0.2                         | -29.2         | -58.5         | +52.9         | -14.9         | -1.0           | <b>-50.8</b>       | -0.9                | -1.5             | -1.0                          | <b>-3.4</b>                           |
| Health Science/ Diagnostics                   | +1.2%                       | +64.0                     | +64.1                   | <b>+64.1</b>    |                              |               | -1.1          | +1.8          | -0.0          |                | <b>+0.6</b>        | -4.2                | +3.4             |                               | <b>-0.8</b>                           |
| Social Care                                   | +2.1%                       | +67.7                     | -0.1                    | <b>-0.1</b>     |                              | -5.1          | +0.3          | +72.5         | +0.0          |                | <b>+67.8</b>       |                     |                  |                               |                                       |
| Social Workers                                | +0.6%                       | +9.0                      | +2.7                    | <b>+2.7</b>     |                              | -20.4         | +22.2         | +13.4         | -0.6          | -7.2           | <b>+7.4</b>        |                     | -1.2             |                               | <b>-1.2</b>                           |
| Psychologists                                 | -2.0%                       | -24.9                     | -2.1                    | <b>-2.1</b>     |                              | -23.7         | -6.7          | +7.3          | +0.3          |                | <b>-22.8</b>       | +0.0                | +0.0             |                               | <b>+0.0</b>                           |
| Pharmacy                                      | +3.3%                       | +46.7                     | +37.0                   | <b>+37.0</b>    | -1.0                         | -3.1          | +4.0          | -0.0          | +0.1          | -0.3           | <b>-0.3</b>        | -3.8                | +12.5            | +1.4                          | <b>+10.1</b>                          |
| H&SC, Other                                   | -0.9%                       | -12.9                     | -46.2                   | <b>-46.2</b>    | -5.3                         | -2.6          | -1.5          | -2.6          | -3.0          | +1.0           | <b>-13.9</b>       | -47.6               | +62.4            | +32.4                         | <b>+47.2</b>                          |
| <b>Health &amp; Social Care Professionals</b> | <b>+0.7%</b>                | <b>+143.1</b>             | <b>+103.0</b>           | <b>+103.0</b>   | <b>-6.4</b>                  | <b>-84.1</b>  | <b>-41.2</b>  | <b>+145.3</b> | <b>-18.1</b>  | <b>-7.5</b>    | <b>-11.9</b>       | <b>-56.4</b>        | <b>+75.6</b>     | <b>+32.8</b>                  | <b>+52.0</b>                          |
| Management (VIII & above)                     | -2.2%                       | -55.6                     | -19.4                   | <b>-19.4</b>    | -1.7                         | -0.1          | +2.3          | -4.8          | -8.7          | -21.0          | <b>-34.0</b>       | -31.2               | +27.9            | +1.1                          | <b>-2.2</b>                           |
| Administrative/ Supervisory (V to VII)        | -0.1%                       | -10.6                     | -32.6                   | <b>-32.6</b>    | -9.3                         | -10.0         | +17.5         | +23.5         | -10.6         | -21.0          | <b>-9.9</b>        | -84.6               | +69.3            | +47.1                         | <b>+31.8</b>                          |
| Clerical (III & IV)                           | -2.8%                       | -384.9                    | -157.4                  | <b>-157.4</b>   | -0.7                         | -51.4         | -32.8         | -28.4         | -37.8         | -16.1          | <b>-167.1</b>      | -60.2               | +12.6            | -12.7                         | <b>-60.3</b>                          |
| <b>Management &amp; Administrative</b>        | <b>-1.8%</b>                | <b>-451.1</b>             | <b>-209.4</b>           | <b>-209.4</b>   | <b>-11.7</b>                 | <b>-61.5</b>  | <b>-13.1</b>  | <b>-9.6</b>   | <b>-57.0</b>  | <b>-58.0</b>   | <b>-211.0</b>      | <b>-176.0</b>       | <b>+109.8</b>    | <b>+35.5</b>                  | <b>-30.8</b>                          |
| Support                                       | -0.8%                       | -68.5                     | -81.2                   | <b>-81.2</b>    |                              | -26.4         | +77.6         | -6.8          | -25.9         | -0.5           | <b>+18.0</b>       | +0.8                | -5.3             | -0.8                          | <b>-5.3</b>                           |
| Maintenance/ Technical                        | +0.1%                       | +1.3                      | -3.3                    | <b>-3.3</b>     | -1.0                         | +1.3          | +11.3         | -7.0          | +6.3          | +2.5           | <b>+13.4</b>       |                     | -8.7             | +0.0                          | <b>-8.7</b>                           |
| <b>General Support</b>                        | <b>-0.7%</b>                | <b>-67.2</b>              | <b>-84.5</b>            | <b>-84.5</b>    | <b>-1.0</b>                  | <b>-25.1</b>  | <b>+88.9</b>  | <b>-13.7</b>  | <b>-19.6</b>  | <b>+2.0</b>    | <b>+31.3</b>       | <b>+0.8</b>         | <b>-14.1</b>     | <b>-0.8</b>                   | <b>-14.1</b>                          |
| Health Care Assistants                        | +1.7%                       | +345.1                    | -86.0                   | <b>-86.0</b>    | +0.0                         | -47.3         | +69.0         | +448.2        | -35.5         | -2.0           | <b>+432.4</b>      | +0.0                | -1.1             | -0.1                          | <b>-1.3</b>                           |
| Home Help                                     | -2.2%                       | -82.4                     |                         |                 |                              |               | -0.1          | -2.4          | -79.9         |                | <b>-82.4</b>       |                     |                  |                               |                                       |
| Ambulance Staff                               | -2.0%                       | -42.2                     |                         |                 |                              |               |               |               |               |                |                    |                     |                  | -42.2                         | <b>-42.2</b>                          |



Year-to-Date Summary CG

|                       |              |               |              |              |             |              |              |               |               |             |               |             |             |              |              |
|-----------------------|--------------|---------------|--------------|--------------|-------------|--------------|--------------|---------------|---------------|-------------|---------------|-------------|-------------|--------------|--------------|
| Care, other           | +0.1%        | +4.1          | -2.4         | <b>-2.4</b>  | -7.0        | -16.8        | -28.7        | +44.6         | +14.6         |             | <b>+6.7</b>   | +0.0        |             | -0.3         | <b>-0.3</b>  |
| Patient & Client Care | <b>+0.8%</b> | <b>+224.7</b> | <b>-88.3</b> | <b>-88.3</b> | <b>-6.9</b> | <b>-64.1</b> | <b>+40.1</b> | <b>+490.4</b> | <b>-100.8</b> | <b>-2.0</b> | <b>+356.7</b> | <b>+0.0</b> | <b>-1.1</b> | <b>-42.6</b> | <b>-43.7</b> |



Year-on-Year Summary CG

| WTE change since SEP 2023                     | % WTE change since SEP 2023 | WTE change since SEP 2023 | Acute Hospital Services | Acute Services  | Community Health & Wellbeing | Mental Health | Primary Care  | Disabilities  | Older People | CHO Operations | Community Services | Health & Well-being | Corporate Centre | National Services and Schemes | National Services & Central Functions |
|---|-----------------------------|---------------------------|-------------------------|-----------------|------------------------------|---------------|---------------|---------------|--------------|----------------|--------------------|---------------------|------------------|-------------------------------|---------------------------------------|
| <b>Total</b>                                  | <b>+3.1%</b>                | <b>+4,481.3</b>           | <b>+2,786.2</b>         | <b>+2,786.2</b> | <b>-1.7</b>                  | <b>-16.2</b>  | <b>+618.2</b> | <b>+851.9</b> | <b>+10.4</b> | <b>-27.9</b>   | <b>+1,434.7</b>    | <b>-392.6</b>       | <b>+503.8</b>    | <b>+149.3</b>                 | <b>+260.4</b>                         |
| Consultants                                   | +9.1%                       | +375.2                    | +309.6                  | <b>+309.6</b>   |                              | +27.6         | +3.8          | -3.4          | -0.9         |                | <b>+27.0</b>       | -30.1               | +68.7            | +0.0                          | <b>+38.6</b>                          |
| Registrars                                    | +6.5%                       | +298.1                    | +226.1                  | <b>+226.1</b>   |                              | +14.6         | +52.2         | +2.0          | +5.0         |                | <b>+73.7</b>       | -28.0               | +26.4            |                               | <b>-1.7</b>                           |
| SHO/ Interns                                  | +5.1%                       | +202.9                    | +157.8                  | <b>+157.8</b>   |                              | +39.1         | +8.7          | -4.2          | +1.5         |                | <b>+45.0</b>       |                     | +0.0             |                               | <b>+0.0</b>                           |
| Medical/ Dental, other                        | -3.9%                       | -29.9                     | +10.2                   | <b>+10.2</b>    | -0.4                         | +0.0          | -7.3          | -0.2          | -5.8         |                | <b>-13.6</b>       | -58.1               | +30.6            | +1.0                          | <b>-26.5</b>                          |
| <b>Medical &amp; Dental</b>                   | <b>+6.3%</b>                | <b>+846.4</b>             | <b>+703.7</b>           | <b>+703.7</b>   | <b>-0.4</b>                  | <b>+81.2</b>  | <b>+57.4</b>  | <b>-5.8</b>   | <b>-0.2</b>  |                | <b>+132.3</b>      | <b>-116.3</b>       | <b>+125.7</b>    | <b>+1.0</b>                   | <b>+10.4</b>                          |
| Nurse/ Midwife Manager                        | +1.8%                       | +172.2                    | +145.9                  | <b>+145.9</b>   | -0.2                         | -67.3         | +71.5         | -5.8          | +30.7        | -2.0           | <b>+26.9</b>       | -31.4               | +26.7            | +4.1                          | <b>-0.6</b>                           |
| Nurse/ Midwife Specialist & AN/MP             | +10.3%                      | +353.5                    | +179.1                  | <b>+179.1</b>   | +3.3                         | +40.5         | +121.1        | +1.0          | +7.2         | +1.8           | <b>+174.9</b>      | -1.8                | +1.3             |                               | <b>-0.5</b>                           |
| Staff Nurse/ Staff Midwife                    | +6.2%                       | +1,797.0                  | +1,475.8                | <b>+1,475.8</b> | +1.0                         | +40.5         | +176.0        | +64.0         | +40.4        | -0.1           | <b>+321.8</b>      | -18.6               | +18.0            |                               | <b>-0.6</b>                           |
| Public Health Nurse                           | -0.1%                       | -0.9                      |                         |                 | -0.8                         |               | +1.7          | -1.4          | -1.3         |                | <b>-1.8</b>        | +0.0                | +0.8             |                               | <b>+0.8</b>                           |
| Nursing/ Midwifery Student                    | +5.2%                       | +48.0                     | +64.2                   | <b>+64.2</b>    |                              | +8.1          | -26.3         | +3.3          | -1.0         | -0.3           | <b>-16.1</b>       |                     |                  |                               |                                       |
| Nursing/ Midwifery other                      | +2.2%                       | +7.3                      | +9.2                    | <b>+9.2</b>     |                              | +4.0          | +4.2          | -3.9          | -0.9         | -1.0           | <b>+2.3</b>        |                     | -4.2             |                               | <b>-4.2</b>                           |
| <b>Nursing &amp; Midwifery</b>                | <b>+5.3%</b>                | <b>+2,377.1</b>           | <b>+1,874.1</b>         | <b>+1,874.1</b> | <b>+3.3</b>                  | <b>+25.8</b>  | <b>+348.2</b> | <b>+57.3</b>  | <b>+75.0</b> | <b>-1.6</b>    | <b>+508.0</b>      | <b>-51.8</b>        | <b>+42.6</b>     | <b>+4.1</b>                   | <b>-5.1</b>                           |
| Therapy Professions                           | +3.6%                       | +234.2                    | +162.7                  | <b>+162.7</b>   | +0.6                         | -8.0          | -7.2          | +73.9         | +18.4        | -1.0           | <b>+76.7</b>       | -1.8                | -1.4             | -2.0                          | <b>-5.2</b>                           |
| Health Science/ Diagnostics                   | +2.4%                       | +123.4                    | +121.5                  | <b>+121.5</b>   |                              |               | -0.2          | +0.8          | +0.0         |                | <b>+0.6</b>        | -2.4                | +3.7             |                               | <b>+1.3</b>                           |
| Social Care                                   | +2.3%                       | +73.0                     | -0.1                    | <b>-0.1</b>     |                              | -4.2          | +2.6          | +74.7         | +0.0         |                | <b>+73.1</b>       |                     |                  |                               |                                       |
| Social Workers                                | +5.1%                       | +76.5                     | +32.5                   | <b>+32.5</b>    |                              | -6.6          | +24.6         | +29.1         | -0.7         | -1.1           | <b>+45.3</b>       |                     | -1.4             |                               | <b>-1.4</b>                           |
| Psychologists                                 | +5.0%                       | +57.6                     | +11.0                   | <b>+11.0</b>    |                              | -11.7         | +37.0         | +21.3         | +1.0         | -1.0           | <b>+46.6</b>       | +0.0                | +0.0             |                               | <b>+0.0</b>                           |
| Pharmacy                                      | +6.0%                       | +82.8                     | +59.8                   | <b>+59.8</b>    | -2.0                         | -1.0          | +10.1         | -0.0          | +0.5         | +2.1           | <b>+9.8</b>        | -5.0                | +17.9            | +0.4                          | <b>+13.3</b>                          |
| H&SC, Other                                   | +9.6%                       | +124.3                    | +7.5                    | <b>+7.5</b>     | -0.2                         | +18.1         | +5.9          | +0.2          | +4.3         | -0.0           | <b>+28.2</b>       | -46.3               | +66.3            | +68.5                         | <b>+88.6</b>                          |
| <b>Health &amp; Social Care Professionals</b> | <b>+3.8%</b>                | <b>+771.9</b>             | <b>+394.9</b>           | <b>+394.9</b>   | <b>-1.5</b>                  | <b>-13.4</b>  | <b>+72.8</b>  | <b>+199.9</b> | <b>+23.6</b> | <b>-1.0</b>    | <b>+280.4</b>      | <b>-55.5</b>        | <b>+85.2</b>     | <b>+66.9</b>                  | <b>+96.6</b>                          |
| Management (VIII & above)                     | -1.6%                       | -39.4                     | -15.2                   | <b>-15.2</b>    | +2.2                         | -1.5          | -4.8          | +1.6          | -12.6        | -20.9          | <b>-36.0</b>       | -30.9               | +38.5            | +4.4                          | <b>+11.9</b>                          |
| Administrative/ Supervisory (V to VII)        | +2.6%                       | +224.6                    | +35.8                   | <b>+35.8</b>    | -3.3                         | -3.0          | +14.8         | +50.3         | +0.8         | -0.7           | <b>+58.9</b>       | -78.5               | +145.6           | +62.8                         | <b>+129.9</b>                         |
| Clerical (III & IV)                           | -1.3%                       | -181.1                    | -104.0                  | <b>-104.0</b>   | -0.6                         | -25.6         | -14.3         | -29.5         | -19.1        | -2.7           | <b>-91.7</b>       | -59.6               | +67.7            | +6.6                          | <b>+14.6</b>                          |
| <b>Management &amp; Administrative</b>        | <b>+0.0%</b>                | <b>+4.2</b>               | <b>-83.4</b>            | <b>-83.4</b>    | <b>-1.7</b>                  | <b>-30.1</b>  | <b>-4.4</b>   | <b>+22.4</b>  | <b>-30.9</b> | <b>-24.2</b>   | <b>-68.8</b>       | <b>-169.1</b>       | <b>+251.8</b>    | <b>+73.7</b>                  | <b>+156.4</b>                         |
| Support                                       | -2.6%                       | -231.6                    | -203.9                  | <b>-203.9</b>   |                              | -37.5         | +65.5         | -20.3         | -33.7        | -0.5           | <b>-26.5</b>       | -0.0                | +1.6             | -2.8                          | <b>-1.2</b>                           |
| Maintenance/ Technical                        | +1.1%                       | +14.1                     | +4.5                    | <b>+4.5</b>     |                              | -4.3          | +11.1         | -5.4          | +6.3         | +2.4           | <b>+10.2</b>       |                     | -1.9             | +1.4                          | <b>-0.5</b>                           |
| <b>General Support</b>                        | <b>-2.1%</b>                | <b>-217.4</b>             | <b>-199.4</b>           | <b>-199.4</b>   |                              | <b>-41.8</b>  | <b>+76.6</b>  | <b>-25.6</b>  | <b>-27.3</b> | <b>+1.9</b>    | <b>-16.3</b>       | <b>-0.0</b>         | <b>-0.4</b>      | <b>-1.4</b>                   | <b>-1.8</b>                           |
| Health Care Assistants                        | +3.0%                       | +592.9                    | +50.2                   | <b>+50.2</b>    | +0.0                         | -21.6         | +82.7         | +516.6        | -31.9        | -2.0           | <b>+543.9</b>      | +0.0                | -1.1             | -0.1                          | <b>-1.2</b>                           |
| Home Help                                     | -0.5%                       | -16.8                     |                         |                 |                              |               | +2.5          | -4.0          | -15.3        |                | <b>-16.8</b>       |                     |                  |                               |                                       |
| Ambulance Staff                               | +0.3%                       | +6.7                      |                         |                 |                              |               |               |               |              |                |                    |                     |                  | +6.7                          | <b>+6.7</b>                           |
| Care, other                                   | +3.4%                       | +116.4                    | +46.1                   | <b>+46.1</b>    | -1.5                         | -16.3         | -17.5         | +91.0         | +17.3        | -1.0           | <b>+72.0</b>       | +0.0                |                  | -1.7                          | <b>-1.7</b>                           |
| <b>Patient &amp; Client Care</b>              | <b>+2.4%</b>                | <b>+699.3</b>             | <b>+96.3</b>            | <b>+96.3</b>    | <b>-1.5</b>                  | <b>-37.9</b>  | <b>+67.6</b>  | <b>+603.6</b> | <b>-29.8</b> | <b>-3.0</b>    | <b>+599.1</b>      | <b>+0.0</b>         | <b>-1.1</b>      | <b>+4.9</b>                   | <b>+3.8</b>                           |



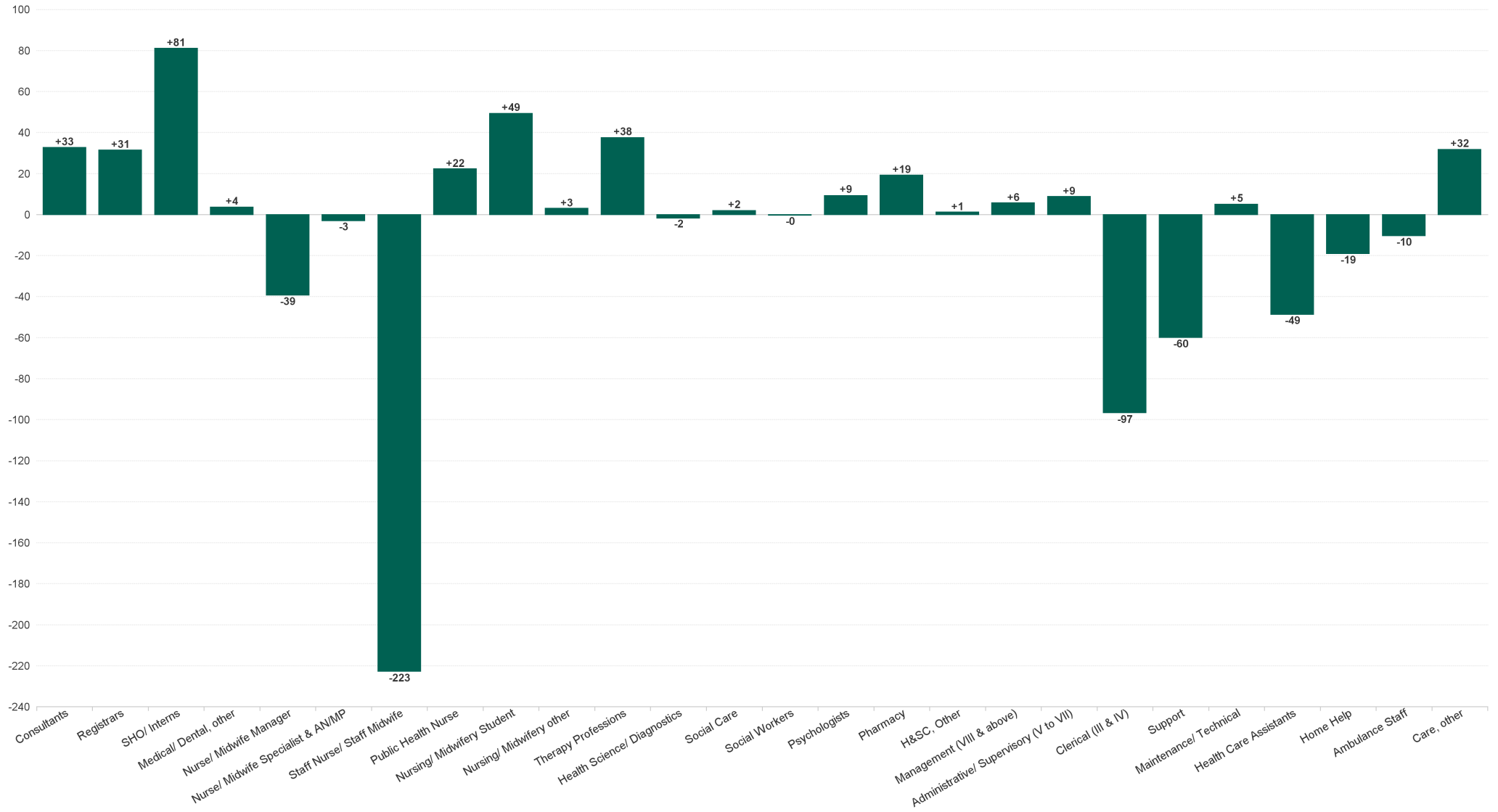




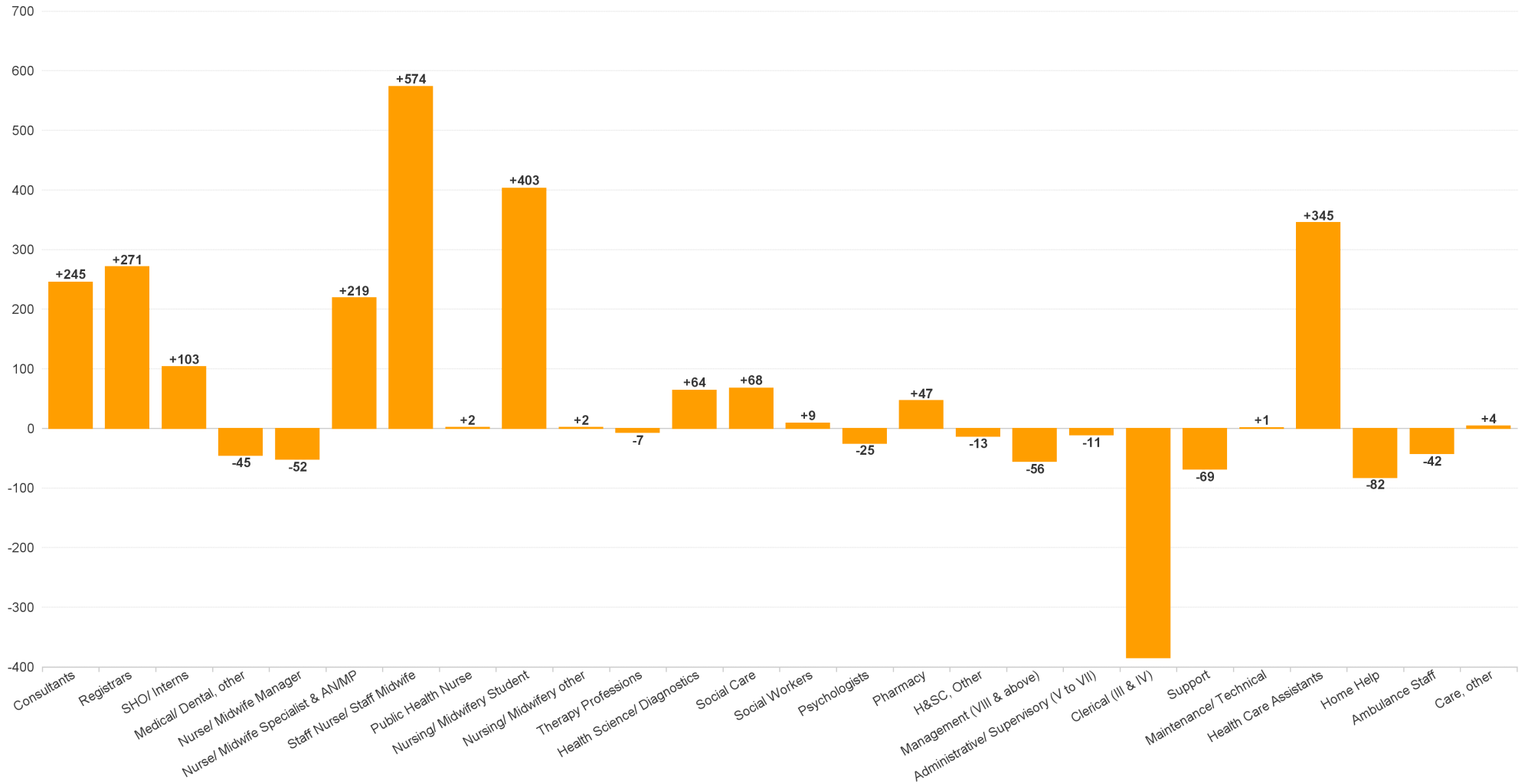




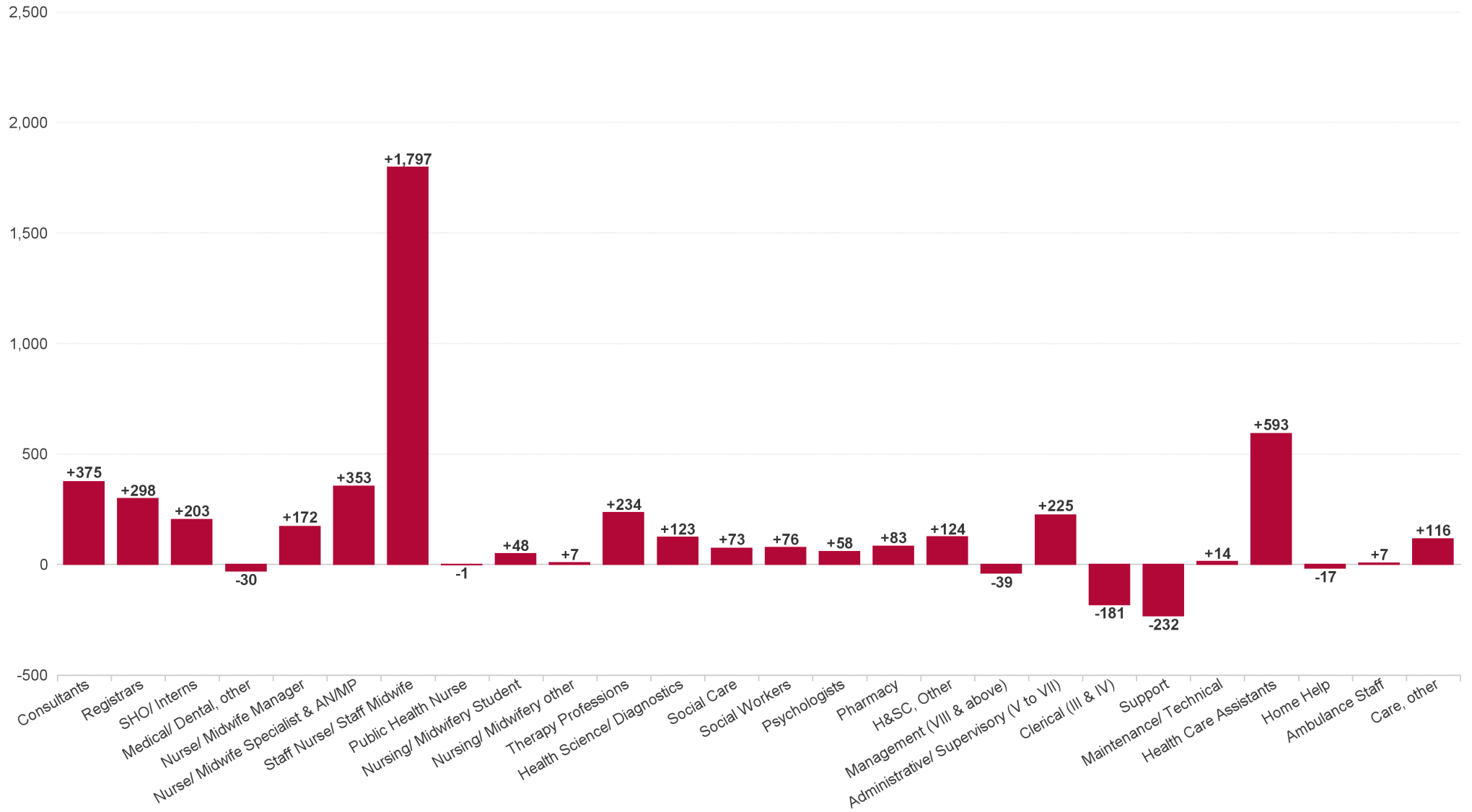
Month-on-Month Summary Chart Staff Group: Change since AUG 2024



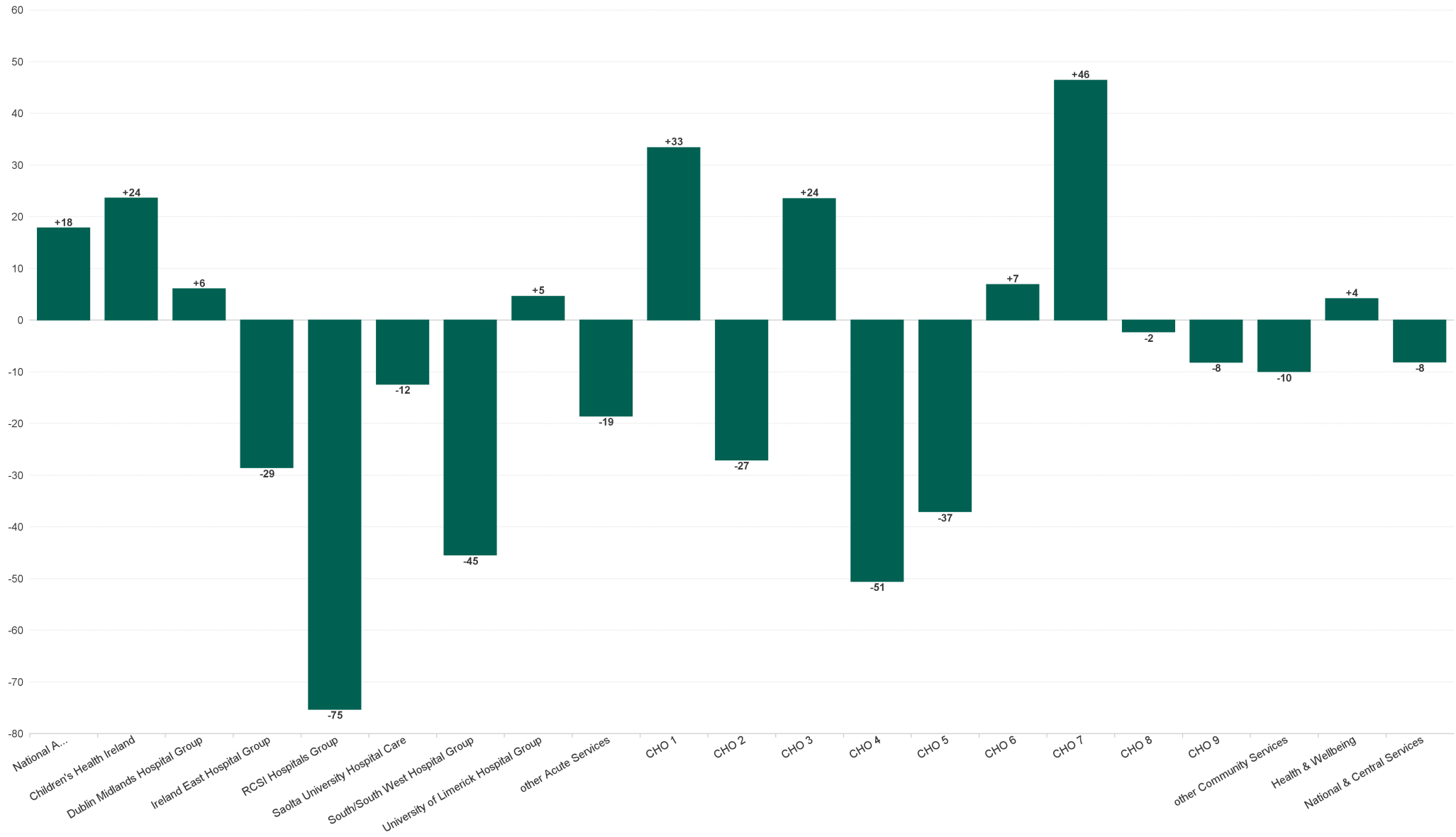
**Year-to-Date Summary Chart Staff Group: Change since DEC 2023**



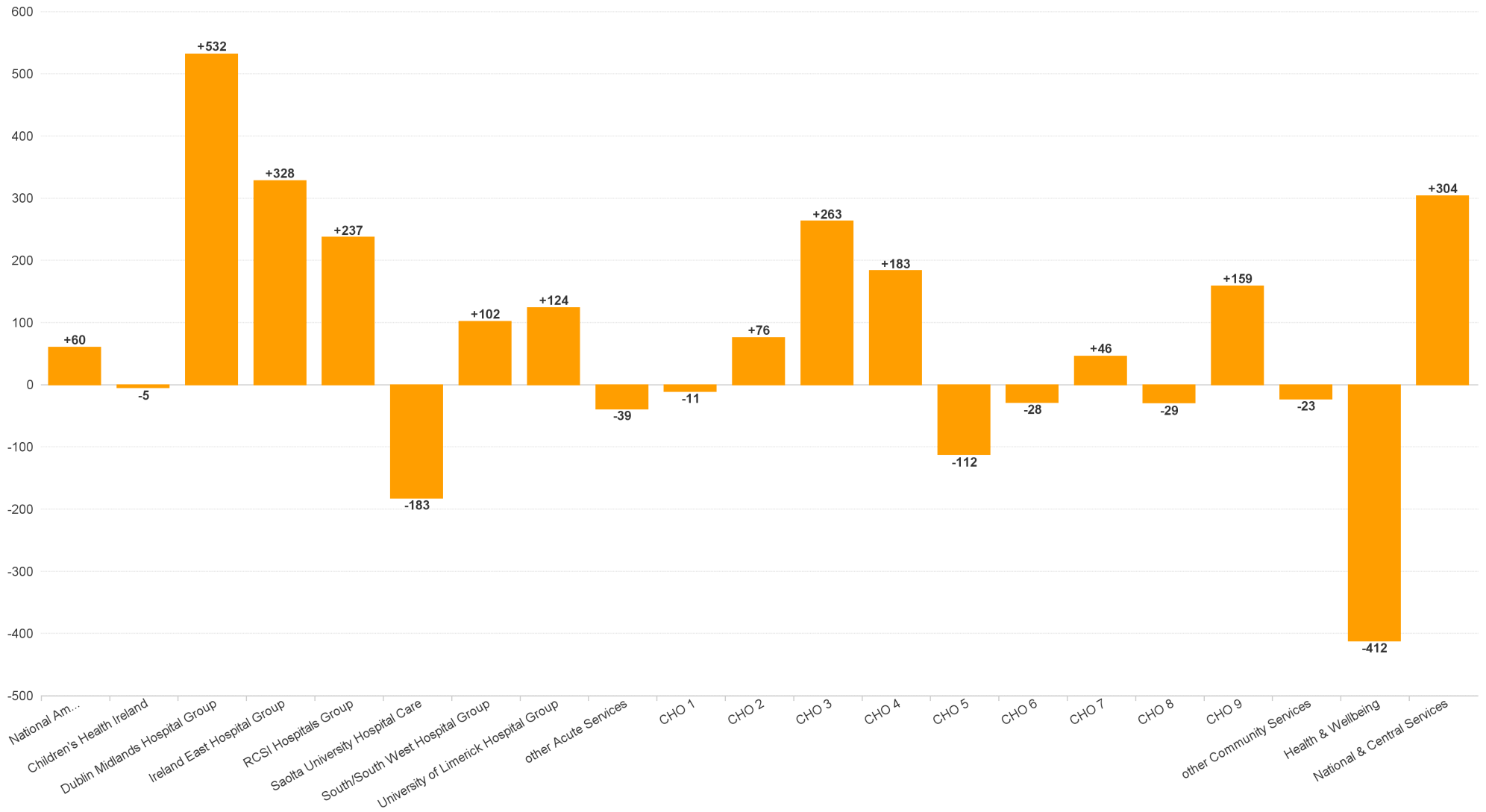
## Year-on-Year Summary Chart Staff Group: Change since SEP 2023



Month-on-Month Summary Chart HG: Change since AUG 2024



Year-to-Date Summary Chart HG: Change since DEC 2023



## Year-on-Year Summary Chart HG: Change since SEP 2023

